

Document Title	Specification of TTCAN Driver
Document Owner	AUTOSAR
Document Responsibility	AUTOSAR
Document Identification No	432

Document Status	published
Part of AUTOSAR Standard	Classic Platform
Part of Standard Release	R20-11

Document Change History			
Date	Release	Changed by	Description
2020-11-30	R20-11	AUTOSAR Release Management	<ul style="list-style-type: none"> • Editorial changes
2019-11-28	R19-11	AUTOSAR Release Management	<ul style="list-style-type: none"> • Editorial changes • Changed Document Status from Final to published
2018-10-31	4.4.0	AUTOSAR Release Management	<ul style="list-style-type: none"> • Header File Cleanup • Inconsistent behavior of BSW modules in un-initialized state • MCAL Multicore Distribution
2017-12-08	4.3.1	AUTOSAR Release Management	<ul style="list-style-type: none"> • Replace Can_ReturnType with Std_ReturnType overlay • Editorial changes
2016-11-30	4.3.0	AUTOSAR Release Management	<ul style="list-style-type: none"> • Remove CCMSM • Editorial changes
2015-07-31	4.2.2	AUTOSAR Release Management	<ul style="list-style-type: none"> • Fixed error section
2014-10-31	4.2.1	AUTOSAR Release Management	<ul style="list-style-type: none"> • Updated disclaimer • Editorial changes
2014-03-31	4.1.3	AUTOSAR Release Management	<ul style="list-style-type: none"> • Updated description of TTCAN EcuC containers • Editorial changes

2013-10-31	4.1.2	AUTOSAR Release Management	<ul style="list-style-type: none"> Removed timing in [SWS_TtCan_00113] Editorial changes
2013-03-15	4.1.1	AUTOSAR Administration	<ul style="list-style-type: none"> Updated scope of parameters Formal update for traceability analysis Aligned to General Documents
2011-12-22	4.0.3	AUTOSAR Administration	<ul style="list-style-type: none"> Provided min/max values of configuration parameters New traceability matrix
2009-12-18	4.0.1	AUTOSAR Administration	Updated artifacts of configuration section
2010-02-02	3.1.4	AUTOSAR Administration	Initial Release

Disclaimer

This work (specification and/or software implementation) and the material contained in it, as released by AUTOSAR, is for the purpose of information only. AUTOSAR and the companies that have contributed to it shall not be liable for any use of the work.

The material contained in this work is protected by copyright and other types of intellectual property rights. The commercial exploitation of the material contained in this work requires a license to such intellectual property rights.

This work may be utilized or reproduced without any modification, in any form or by any means, for informational purposes only. For any other purpose, no part of the work may be utilized or reproduced, in any form or by any means, without permission in writing from the publisher.

The work has been developed for automotive applications only. It has neither been developed, nor tested for non-automotive applications.

The word AUTOSAR and the AUTOSAR logo are registered trademarks.

Table of Contents

1	Introduction and functional overview	6
2	Acronyms and Abbreviations	8
3	Related documentation	9
3.1	Input documents & related standards and norms	9
3.2	Related specification	9
4	Constraints and assumptions	10
5	Dependencies to other modules	11
5.1	TTCAN Interface	11
6	Requirements Tracing	12
7	Functional specification	13
7.1	TTCAN Controller State Machine	13
7.1.1	TTCAN Controller specific State Description	13
7.1.2	TTCAN Controller specific State Transitions	13
7.2	L-PDU Transmission	14
7.2.1	Priority Inversion	15
7.3	L-PDU Reception	15
7.4	Synchronization	15
7.4.1	Event Synchronization	16
7.5	Time-Triggered Operation	16
7.6	Application Watchdog	16
7.7	TTCAN error handling	17
7.8	Error Classification	17
7.8.1	Development Errors	17
7.8.2	Runtime Errors	17
7.8.3	Transient Faults	17
7.8.4	Production Errors	17
7.8.5	Extended Production Errors	18
8	API specification	19
8.1	Imported types	19
8.2	Type definitions	19
8.2.1	Can_TTTimeType	19
8.2.2	Can_TTMasterSlaveModeType	20
8.2.3	Can_TTSyncModeEnumType	20
8.2.4	Can_TTMasterStateType	20
8.2.5	Can_TTErrorLevelEnumType	21
8.2.6	Can_TTErrorLevelType	21
8.2.7	Can_TTTimeSourceType	22
8.3	Function definitions	22

8.3.1	Can_TTGetControllerTime	22
8.3.2	Can_TTGetMasterState	23
8.3.3	Can_TTGetNTUActual	24
8.3.4	Can_TTGetErrorLevel	25
8.3.5	Can_TTSetNextIsGap	25
8.3.6	Can_TTSetEndOfGap	26
8.3.7	Can_TTSetTimeCommand	27
8.3.8	Can_TTGlobalTimePreset	28
8.3.9	Can_TTSetExtClockSyncCommand	28
8.3.10	Can_TTSetNTUAdjust	29
8.4	Optional Function definitions	30
8.4.1	Can_TTGetSyncQuality	30
8.4.2	Can_TTSetTimeMark	31
8.4.3	Can_TTCancelTimeMark	32
8.4.4	Can_TTAckTimeMark	32
8.4.5	Can_TTEnableTimeMarkIRQ	33
8.4.6	Can_TTDisableTimeMarkIRQ	34
8.4.7	Can_TTGetTimeMarkIRQStatus	34
8.4.8	Can_TTReceive	35
8.5	Scheduled Functions	36
8.5.1	Can_TTMainFunction_IRQ	36
8.6	Expected interfaces	36
8.6.1	Mandatory interfaces	36
9	Sequence diagrams	38
9.1	Interaction between Ttcan and TtcanIf module	38
9.2	Wakeup sequence	38
10	Configuration specification	39
10.1	Containers and configuration parameters	39
10.1.1	CanTTController	39
10.1.2	CanTTHardwareObjectTrigger	49
10.2	Published information	52
A	Not applicable requirements	53

1 Introduction and functional overview

This specification specifies the functionality, API and the configuration of the AUTOSAR Basic Software module TTCAN Driver (called "Ttcan module" in this document).

The base for this document is ISO 11898-4 [1]. It is assumed that the reader is familiar with this specification. This document will not describe TTCAN functionality again.

The `Ttcan module` is part of the lowest layer, performs the hardware access and offers a hardware independent API to the upper layer.

The only upper layer that has access to the `Ttcan module` is the `TtcanIf` module (see also SRS_SPAL_12092).

The `Ttcan` module is an extension of the Can module so this document shall only provide information and specifications which differ from the CAN stack. Some general information is given for a better understanding.

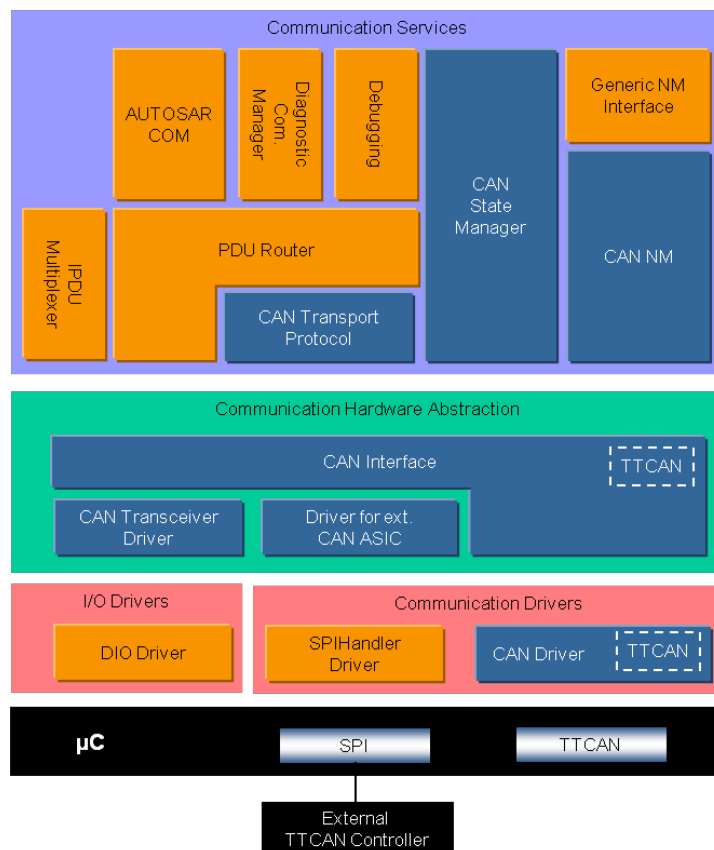


Figure 1.1: AUTOSAR TTCAN Layer Model (see [2])

The `Ttcan module` provides services for initiating transmissions and calls the call-back functions of the `TtcanIf module` for notifying events, independently from the hardware.

Furthermore, it provides services to control the behavior and state of the `TTCAN Controllers` that are belonging to the same TTCAN Hardware Unit.

Several **TTCAN Controllers** can be controlled by a single **Ttcan module** as long as they belong to the same TTCAN Hardware Unit.

Messages, which are configured for **Exclusive Time Windows**, will be transmitted periodically with every **Tx_Trigger** configured for this message (**Continuous Transmission**).

Messages, which are configured for **Arbitrating Time Windows**, will be transmitted only once per transmit request (**Single Shot**).

2 Acronyms and Abbreviations

The glossary below includes acronyms and abbreviations relevant to the TTCAN Driver module that are not included in the [3, AUTOSAR glossary].

Abbreviation / Acronym:	Description:
Arbitrating Time Window	See ISO 11898-4 [1]
Basic Cycle	See ISO 11898-4 [1]
BSW	Basic Software
CanIf	CAN Interface
Continuous Transmission	Contrary to Single Shot a message will be transmitted cyclically even without a new transmit request.
Current Time Master	See ISO 11898-4 [1]
DLC	Data Length Code (part of L-PDU that describes the SDU length)
Cycle Time	See ISO 11898-4 [1]
Exclusive Time Window	See ISO 11898-4 [1]
Global Time	See ISO 11898-4 [1]
Hardware Receive Handle (HRH)	The Hardware Receive Handle (HRH) is defined and provided by the TTCAN driver. Typically each HRH represents exactly one hardware object. The HRH can be used to optimize software filtering.
Inner Priority Inversion	Transmission of a high-priority L-PDU is prevented by the presence of a pending low-priority L-PDU in the same transmit hardware object.
ISR	Interrupt Service Routine
L-PDU	Protocol Data Unit for the data link layer (DLL)
Local Time	See ISO 11898-4 [1]
Matrix Cycle	See ISO 11898-4 [1]
MCAL	Microcontroller Abstraction Layer
NTU	See ISO 11898-4 [1]
Reference Message	See ISO 11898-4 [1]
Single Shot	A message will be transmitted only once contrary to Continuous Transmission .
System Matrix	See ISO 11898-4 [1]
Time Gap	See ISO 11898-4 [1]
Time Master	See ISO 11898-4 [1]
Time Window	See ISO 11898-4 [1]
Transmission Column	See ISO 11898-4 [1]
Transmit Trigger Event	See ISO 11898-4 [1]
TTCAN Controller	A TTCAN Controller serves exactly one physical channel.
TtcanDrv	CAN Driver module with enabled TTCAN functionality
TtcanIf	CAN Interface module with enabled TTCAN functionality
Tx_Trigger	See ISO 11898-4 [1]

3 Related documentation

All documents of the referenced CAN Driver document [4] are also valid for this document.

3.1 Input documents & related standards and norms

References

- [1] ISO 11898-4:2004 - Road vehicles - Controller area network (CAN) - Part 4: Time-triggered communication
- [2] Layered Software Architecture
AUTOSAR_EXP_LayeredSoftwareArchitecture
- [3] Glossary
AUTOSAR_TR_Glossary
- [4] Specification of CAN Driver
AUTOSAR_SWS_CANDriver
- [5] General Specification of Basic Software Modules
AUTOSAR_SWS_BSWGeneral
- [6] Specification of CAN Transceiver Driver
AUTOSAR_SWS_CANTransceiverDriver
- [7] Specification of TTCAN Interface
AUTOSAR_SWS_TTCANInterface
- [8] Specification of Watchdog Driver
AUTOSAR_SWS_WatchdogDriver
- [9] Specification of CAN Interface
AUTOSAR_SWS_CANInterface
- [10] Specification of ECU State Manager
AUTOSAR_SWS_ECUSTateManager

3.2 Related specification

AUTOSAR provides a General Specification on Basic Software modules [5, SWS BSW General], which is also valid for TTCAN Driver.

Thus, the specification SWS BSW General shall be considered as additional and required specification for TTCAN Driver.

4 Constraints and assumptions

The constraints and assumptions of the `Ttcan module` are the same as for the CAN Driver module [6].

5 Dependencies to other modules

This chapter contains brief descriptions of configuration information and services, which are additionally required by the [TTCAN Driver module](#) from other modules.

The dependencies described in the referenced CAN Driver module [6] also apply for the [TTCAN Driver module](#).

5.1 TTCAN Interface

The [TTCAN Driver](#) needs additional callback functions provided by the [TTCAN Interface](#) (refer to [8.5.1](#)).

6 Requirements Tracing

Requirement	Description	Satisfied by
[SRS_BSW_00337]	Classification of development errors	[SWS_TtCan_00010]
[SRS_TtCan_41003]	The Hardware Object Handles shall be mappable to all types of time windows defined in ISO 11898 by configuration.	[SWS_TtCan_00156]
[SRS_TtCan_41005]	The CAN Driver with TTCAN functionality shall provide means for influencing timing parameters and providing information from the TTCAN controller for synchronization purposes.	[SWS_TtCan_00004] [SWS_TtCan_00005] [SWS_TtCan_00006] [SWS_TtCan_00091] [SWS_TtCan_00092] [SWS_TtCan_00093] [SWS_TtCan_00094] [SWS_TtCan_00095] [SWS_TtCan_00096] [SWS_TtCan_00097] [SWS_TtCan_00098] [SWS_TtCan_00099] [SWS_TtCan_00101] [SWS_TtCan_00102] [SWS_TtCan_00103] [SWS_TtCan_00104] [SWS_TtCan_00105] [SWS_TtCan_00106] [SWS_TtCan_00107]
[SRS_TtCan_41006]	The CAN Driver with TTCAN functionality shall support the event synchronized time-triggered communication.	[SWS_TtCan_00007] [SWS_TtCan_00094] [SWS_TtCan_00095]
[SRS_TtCan_41007]	The CAN Driver with TTCAN functionality shall indicate occurred events according to chapter 10.2.2 "Interrupt_Status_Vector" of ISO 11898-4:2004.	[SWS_TtCan_00009] [SWS_TtCan_00124] [SWS_TtCan_00126]
[SRS_TtCan_41008]	The CAN Driver with enabled TTCAN functionality shall provide a notification for severe error (S3).	[SWS_TtCan_00082] [SWS_TtCan_00120] [SWS_TtCan_00126]
[SRS_TtCan_41009]	The CAN Driver with TTCAN functionality shall not recover from severe error (S3) automatically.	[SWS_TtCan_00121] [SWS_TtCan_00122] [SWS_TtCan_00123]

7 Functional specification

The following section only describes additional TTCAN specific 'Functional specifications'. The Specification of CAN Driver [4] is the base of this `TtcanDrv` 'extension'.

For a description of the specific functional behaviour of TTCAN refer to the Specification of the `TTCAN Interface` [7] and the TTCAN ISO Specification [1].

7.1 TTCAN Controller State Machine

An additional state `SYNCHRONIZING` has to be incorporated between the CAN Controller states `STOPPED` and `STARTED`.

7.1.1 TTCAN Controller specific State Description

This chapter corresponds to the chapter "Can Controller State Machine" of the CAN Driver SWS [4].

`TTCAN Controller` state `SYNCHRONIZING`: The controller has left the state `STOPPED` and is ready for normal operation. However, in order to participate on the bus, the controller needs to be synchronized to the global bus timing. As long as the controller is not synchronized to the bus, the controller stays in the state `SYNCHRONIZING` and error frames and acknowledges must not be sent. As soon as the controller is synchronized to the bus, the state of the controller changes from `SYNCHRONIZING` to `STARTED`.

For description of the procedure for a controller to become synchronized to the bus refer to [1, ISO 11898-4].

`TTCAN Controller` states `IN_GAP` and `IN_SCHEDULE`: During normal operation the controller may switch between `IN_SCHEDULE` (normal time-triggered operation) and `IN_GAP` (as soon as a gap at the end of the current `Basic Cycle` is signaled until next `Reference Message` is sent on the bus to indicate the end of the gap). These state changes do not affect the `Ttcan module`.

7.1.2 TTCAN Controller specific State Transitions

State transition caused by function `Can_SetControllerMode(CAN_CS_STARTED)`:

[SWS_TtCan_00155] [Replaces `SWS_Can_00262`: The function `Can_SetControllerMode(CAN_CS_STARTED)` shall wait for a limited time until the `TTCAN Controller` has changed to the state `SYNCHRONIZING` (Compare to `SWS_Can_00371`).]()

Rational for [SWS_TtCan_00155]: The controller will switch to the state `SYNCHRONIZING` and will try to become synchronized to the bus. The procedure of synchronizing the controller to the bus might be significantly longer than `CanTimeoutTime`. Therefore, only the change to the state `SYNCHRONIZING` shall be observed by the function `Can_SetControllerMode` (compare to *SWS_Can_00371*) and the function `Can_Mainfunction_Timeout` (compare to *SWS_Can_00372*).

State Transition caused by Severe Error (triggered by state change of `TTCAN Controller`)

[SWS_TtCan_00120] [

- `STARTED` -> `STOPPED`
- Triggered by hardware if the `TTCAN Controller` reaches error level `S3` (see *TTCAN ISO Specification [1]*)
- The `CanIf` module is notified with the function `CanIf_TTSevereError` after `STOPPED` state is reached.

](*SRS_TtCan_41008*)

[SWS_TtCan_00121] [After severe error detection, the `TTCAN Controller` shall transition to the state `STOPPED` and the `Ttcan Driver module` shall ensure that the CAN Controller doesn't participate on the network anymore.](*SRS_TtCan_41009*)

[SWS_TtCan_00122] [After severe error detection, `TtcanDrv` shall cancel still pending messages without raising a cancellation notification.](*SRS_TtCan_41009*)

[SWS_TtCan_00123] [`TtcanDrv` shall disable or suppress automatic severe error recovery.](*SRS_TtCan_41009*)

7.2 L-PDU Transmission

Due to the time-triggered schedule, the `L-PDU` transmission is scheduled according to the `Matrix Cycle` configured during initialization, i.e. a call of the function `Can_Write()` does not directly trigger an immediate transmission but rather stores the `L-PDU` in the corresponding HW object, which is scheduled for transmission in a specific `Time Window`.

[SWS_TtCan_00156] [It shall be possible to map all transmit message objects to specific `Time Windows` (see *TTCAN ISO Specification [1]*) by configuration (see *TTCANIF145_Conf*, *TTCANIF146_Conf*, *TTCANIF147_Conf*, *TTCANIF148_Conf*).](*SRS_TtCan_41003*)

7.2.1 Priority Inversion

[SWS_TtCan_00154] [Multiplexed transmission and transmit cancellation described in the Specification of CAN Driver [4] shall only be used in [Arbitrating Time Windows](#).]()

Note: In TTCAN communication priority inversion can only happen in [Arbitration Time Windows](#), because the L-PDU with its corresponding CAN ID, which has to be available in a HW object is fixed for [Exclusive Time Windows](#).

7.3 L-PDU Reception

The verification of the message reception is controlled by the HW using the configured trigger for reception `CAN_TT_RX_TRIGGER` (see [ECUC_Can_00145](#)).

A detailed description of reception triggering and the verification of message reception can be found in [1, ISO 11898-4].

Configuration hint: To suppress regular notifications of consecutive received messages, which maybe needed not that frequently as they arrive, the notifications can be switched-off. In this case the polling via "Read received data" and API `CanIf_ReadRxPduData()`, can be used to get the data from `CanIf`, when it is needed.

7.4 Synchronization

Since TTCAN supports time-triggered communication, `TtcanDrv` needs to support maintaining the timing parameters and the master-controlled synchronization mechanisms.

[SWS_TtCan_00004] [`TtcanDrv` shall provide information from the [TTCAN Controller](#) about the timing parameters (see [\[SWS_TtCan_00090\]](#)), the synchronization state and the master state (see [\[SWS_TtCan_00091\]](#)).] ([SRS_TtCan_41005](#))

[SWS_TtCan_00005] [`TtcanDrv` shall provide means to influence the timing parameters of a [TTCAN Controller](#) (see [\[SWS_TtCan_00096\]](#), [\[SWS_TtCan_00097\]](#), [\[SWS_TtCan_00098\]](#), [\[SWS_TtCan_00099\]](#)) during runtime, if the [TTCAN Controller](#) acts as [Time Master](#).] ([SRS_TtCan_41005](#))

[SWS_TtCan_00006] [`TtcanDrv` shall provide the functionality of a timer, which is based on the time marks of the communication system, provided by the [TTCAN Controller](#).] ([SRS_TtCan_41005](#))

7.4.1 Event Synchronization

[SWS_TtCan_00007] [TtcanDrv shall support event-synchronized communication (see [SWS_TtCan_00094], [SWS_TtCan_00095]) (refer to [1, ISO 11898-4]).] (SRS_TtCan_41006)

7.5 Time-Triggered Operation

The events listed below are related to the time-triggered operation of a TTCAN system.

[SWS_TtCan_00009] [The events according to Table 7.1 shall be indicated to the application via TtcanIf.] (SRS_TtCan_41007)

Event	Description	TtcanIf Function*
Application Watchdog	The application has not served the application watchdog in time.	TtcanIf_ApplWatchdogError
Change of error level	The error level of the TTCAN Controller changes between the states S0 - S3	TtcanIf_TimingError
Tx overflow	More Tx triggers than expected	TtcanIf_TimingError
Tx underflow	Less Tx triggers than expected	TtcanIf_TimingError
Global time error	Synchronization failed	TtcanIf_TimingError
Watch trigger	Watch trigger occurs	TtcanIf_TimingError
Initialization watch trigger	Init_watch_trigger is reached	TtcanIf_TimingError
Gap	"Next is Gap" bit is set	TtcanIf_Gap
Start of Cycle	Start of a Basic Cycle (including the cycle count value).	TtcanIf_StartOfCycle
Time discontinuity	"Disc Bit" is set	TtcanIf_TimeDisc
Master state change	Change of the master state between potential and current Time Master	TtcanIf_MasterStateChange

Table 7.1: Events indicated to application via TtcanIf

* to be called in interrupt context (refer to section 8.6)

7.6 Application Watchdog

Note: The TTCAN Application Watchdog shall be served by using a Watchdog Driver instance (see [8, Watchdog Driver SWS]). The Watchdog Driver instance shall serve the TTCAN Application Watchdog regularly before the timeout is reached.

Note: The timeout is the maximum time period between two consecutive calls to serve the TTCAN Application Watchdog.

Note: The Application Watchdog timeout limit shall be configured by CanTTControllerApplWatchdogLimit (see ECUC_Can_00139).

7.7 TTCAN error handling

This chapter corresponds to the chapter "Error handling" of the CAN Driver SWS [4].

[SWS_TtCan_00124] [Either the function `Can_TTMainFunction_IRQ()` or an interrupt shall call the function `CanIf_TTTimingError()` with the corresponding event type, when error levels S1 or S2 (see TTCAN ISO Specification [1]) are reached.] ([SRS_TtCan_41007](#))

[SWS_TtCan_00126] [Either the function `Can_TTMainFunction_IRQ()` or an interrupt shall call the function `CanIf_TTSevereError()` with the corresponding event type, when error level S3 (see TTCAN ISO Specification [1]) is reached.] ([SRS_TtCan_41007](#), [SRS_TtCan_41008](#))

7.8 Error Classification

7.8.1 Development Errors

[SWS_TtCan_00010] [

Type of error	Related error code	Error value
TTCAN Controller is not a potential time master	CAN_TT_E_NOT_MASTER	0x08
TTCAN Controller is not a current time master	CAN_TT_E_NOT_CURRENT_MASTER	0x09
TTCAN Controller transmits two consecutive reference messages which both have the "Disc_bit" set	CAN_TT_E_CONSEQUITIVE_DISC	0x0a
Adjustment of global time fails, because external synchronization has been disabled during configuration	CAN_TT_E_SYNC_DISABLED	0x0b

]([SRS_BSW_00337](#))

7.8.2 Runtime Errors

There are no runtime errors.

7.8.3 Transient Faults

There are no transient faults.

7.8.4 Production Errors

There are no production errors.

7.8.5 Extended Production Errors

There are no extended production errors.

8 API specification

Since the `Ttcan` module is an extension of the CAN Driver module [4], only specifications which differ from the CAN stack and which are TTCAN specific shall be provided within this chapter.

8.1 Imported types

Additional TTCAN specific imported types

[SWS_TtCan_00125] [

<i>Module</i>	<i>Header File</i>	<i>Imported Type</i>
Can	Can_GeneralTypes.h	Can_IdType
Canlf	Ttcanlf.h	Canlf_TTErrorLevelEnumType
	Ttcanlf.h	Canlf_TTErrorLevelType
	Ttcanlf.h	Canlf_TTEventEnumType
	Ttcanlf.h	Canlf_TTMasterSlaveModeType
	Ttcanlf.h	Canlf_TTMasterStateType
	Ttcanlf.h	Canlf_TTSevereErrorEnumType
	Ttcanlf.h	Canlf_TTSyncModeEnumType
	Ttcanlf.h	Canlf_TTTimingErrorIRQType
Std	Std_Types.h	Std_ReturnType

]()

8.2 Type definitions

Additional TTCAN specific type definitions

8.2.1 Can_TTTimeType

[SWS_TtCan_00084] [

<i>Name</i>	Can_TTTimeType
<i>Kind</i>	Type
<i>Derived from</i>	uint16
<i>Description</i>	16 bit value representing time values of TTCAN, e.g. cycle, local or global time
<i>Available via</i>	Ttcan.h

]()

8.2.2 Can_TTMasterSlaveModeType

[SWS_TtCan_00115] [

Name	Can_TTMasterSlaveModeType		
Kind	Enumeration		
Range	CAN_TT_BACKUP_MASTER	–	Master-Slave Mode: Backup master
	CAN_TT_CURRENT_MASTER	–	Master-Slave Mode: Current master
	CAN_TT_MASTER_OFF	–	Master-Slave Mode: Master off
	CAN_TT_SLAVE	–	Master-Slave Mode: Slave
Description	Master-Slave Mode		
Available via	Ttcan.h		

]()

8.2.3 Can_TTSyncModeEnumType

[SWS_TtCan_00116] [

Name	Can_TTSyncModeEnumType		
Kind	Enumeration		
Range	CAN_TT_IN_GAP	–	Sync mode: In_Gap
	CAN_TT_IN_SCHEDULE	–	Sync mode: In_Schedule
	CAN_TT_SYNC_OFF	–	Sync mode: Sync_Off
	CAN_TT_SYNCHRONIZING	–	Sync mode: Synchronizing
Description	Sync mode		
Available via	Ttcan.h		

]()

8.2.4 Can_TTMasterStateType

[SWS_TtCan_00085] [

Name	Can_TTMasterStateType		
Kind	Structure		
	masterSlaveMode		
	Type	Can_TTMasterSlaveModeType	
	Comment	–	





	refTriggerOffset	
	Type	uint8
	Comment	current value of ref trigger offset
	syncMode	
	Type	Can_TTSyncModeEnumType
	Comment	-
Description	Master state type including sync mode, master-slave mode and current ref trigger offset	
Available via	Ttcan.h	

]()

8.2.5 Can_TTErrorLevelEnumType

[SWS_TtCan_00117] [

Name	Can_TTErrorLevelEnumType		
Kind	Enumeration		
Range	CAN_TT_ERROR_S0	-	Error level S0: No Error
	CAN_TT_ERROR_S1	-	Error level S1: Warning
	CAN_TT_ERROR_S2	-	Error level S2: Error
	CAN_TT_ERROR_S3	-	Error level S3: Fatal Error
Description	Error level (S0-S3)		
Available via	Ttcan.h		

]()

8.2.6 Can_TTErrorLevelType

[SWS_TtCan_00086] [

Name	Can_TTErrorLevelType	
Kind	Structure	
	errorLevel	
	Type	Can_TTErrorLevelEnumType
	Comment	Error Level (S0-S3)
	maxMessageStatusCount	
	Type	uint8
	Comment	Max value of message status count (0-7)
	minMessageStatusCount	





	Type	uint8
	Comment	Min value of message status count (0-7)
Description	TTCAN error level including min and max values of message status count	
Available via	Ttcan.h	

]()

8.2.7 Can_TTTimeSourceType

[SWS_TtCan_00088] [

Name	Can_TTTimeSourceType		
Kind	Enumeration		
Range	CAN_TT_CYCLE_TIME	–	Time source: Cycle Time
	CAN_TT_GLOBAL_TIME	–	Time source: Global Time
	CAN_TT_LOCAL_TIME	–	Time source: Local Time
	CAN_TT_UNDEFINED	–	Time source: Undefined
Description	Time source		
Available via	Ttcan.h		

]()

8.3 Function definitions

Additional TTCAN specific function definitions

8.3.1 Can_TTGetControllerTime

[SWS_TtCan_00090] [

Service Name	Can_TTGetControllerTime
Syntax	<pre>void Can_TTGetControllerTime (uint8 Controller, Can_TTTimeType* Can_TTGlobalTime, Can_TTTimeType* Can_TTLocalTime, Can_TTTimeType* Can_TTCycleTime, uint8* Can_TTCycleCount)</pre>
Service ID [hex]	0x33





Sync/Async	Synchronous	
Reentrancy	Non Reentrant	
Parameters (in)	Controller	Controller from which the time information shall be retrieved
Parameters (inout)	None	
Parameters (out)	Can_TTGlobalTime	Address to store return value: Global time
	Can_TTLocalTime	Address to store return value: Local time
	Can_TTCycleTime	Address to store return value: Cycle time
	Can_TTCycleCount	Address to store return value: Cycle count value
Return value	None	
Description	Gets the current values for the global, local and cycle time and the cycle count of the controller	
Available via	Ttcan.h	

]()

[SWS_TtCan_00012] [If development error detection for the `Ttcan` module is enabled: The function `Can_TTGetControllerTime()` shall raise the error `CAN_E_UNINIT` if the driver is not yet initialized.]()

[SWS_TtCan_00013] [If development error detection for the `Ttcan` module is enabled: The function `Can_TTGetControllerTime()` shall raise the error `CAN_E_PARAM_CONTROLLER` if the parameter `Controller` is out of range.]()

[SWS_TtCan_00014] [If development error detection for the `Ttcan` module is enabled: The function `Can_TTGetControllerTime()` shall raise the error `CAN_E_PARAM_POINTER` and shall return `E_NOT_OK` if the parameter `Can_TTGlobalTime` or the parameter `Can_TTLocalTime` or the parameter `Can_TTCycleTime` or the parameter `Can_TTCycleCount` is a `NULL` pointer.]()

8.3.2 Can_TTGetMasterState

[SWS_TtCan_00091] [

Service Name	Can_TTGetMasterState	
Syntax	<pre>void Can_TTGetMasterState (uint8 Controller, Can_TTMasterStateType* Can_TTMasterState)</pre>	
Service ID [hex]	0x34	
Sync/Async	Synchronous	
Reentrancy	Non Reentrant	
Parameters (in)	Controller	Controller from which the master state shall be retrieved
Parameters (inout)	None	
Parameters (out)	Can_TTMasterState	Address to store return value: Master state





Return value	None
Description	Gets the master state. The master state includes the sync mode (sync_off, synchronizing, in_gap, in_schedule) the master-slave mode (master_off, slave, backup_master, current_master) and the current value for ref trigger offset.
Available via	Ttcan.h

]([SRS_TtCan_41005](#))

[SWS_TtCan_00016] [If development error detection for the [Ttcan module](#) is enabled: The function `Can_TTGetMasterState()` shall raise the error `CAN_E_UNINIT` if the driver is not yet initialized.]([SRS_TtCan_41005](#))

[SWS_TtCan_00017] [If development error detection for the [Ttcan module](#) is enabled: The function `Can_TTGetMasterState()` shall raise the error `CAN_E_PARAM_CONTROLLER` if the parameter `Controller` is out of range.]([SRS_TtCan_41005](#))

[SWS_TtCan_00018] [If development error detection for the [Ttcan module](#) is enabled: The function `Can_TTGetMasterState()` shall raise the error `CAN_E_PARAM_POINTER` and shall return `E_NOT_OK` if the parameter `Can_TTMasterState` is a `NULL` pointer.]([SRS_TtCan_41005](#))

8.3.3 Can_TTGetNTUActual

[SWS_TtCan_00092] [

Service Name	Can_TTGetNTUActual	
Syntax	<pre>void Can_TTGetNTUActual (uint8 Controller, Can_TTTURType* Can_TTTURAct)</pre>	
Service ID [hex]	0x35	
Sync/Async	Synchronous	
Reentrancy	Non Reentrant	
Parameters (in)	Controller	Controller from which the NTU vale shall be retrieved
Parameters (inout)	None	
Parameters (out)	Can_TTTURAct	Address to store return value: Actual value of NTU. Value is given in microseconds.
Return value	None	
Description	Gets the actual value of NTU (network time unit). Together with the local oscillator period, the actual value of NTU can be derived from the actual value of TUR.	
Available via	Ttcan.h	

]([SRS_TtCan_41005](#))

[SWS_TtCan_00020] [If development error detection for the [Ttcan module](#) is enabled: The function `Can_TTGetNTUActual()` shall raise the error `CAN_E_UNINIT` if the driver is not yet initialized.]([SRS_TtCan_41005](#))

[SWS_TtCan_00021] [If development error detection for the *Ttcan module* is enabled: The function `Can_TTGetNTUActual()` shall raise the error `CAN_E_PARAM_CONTROLLER` if the parameter `Controller` is out of range.]()

[SWS_TtCan_00022] [If development error detection for the *Ttcan module* is enabled: The function `Can_TTGetNTUActual()` shall raise the error `CAN_E_PARAM_POINTER` and shall return `E_NOT_OK` if the parameter `Can_TTNTUAct` is a NULL pointer.]()

8.3.4 Can_TTGetErrorLevel

[SWS_TtCan_00093] [

Service Name	Can_TTGetErrorLevel	
Syntax	<pre>void Can_TTGetErrorLevel (uint8 Controller, Can_TTErrorLevelType* Can_TTErrorLevel)</pre>	
Service ID [hex]	0x36	
Sync/Async	Synchronous	
Reentrancy	Non Reentrant	
Parameters (in)	Controller	Controller from which the error level shall be retrieved
Parameters (inout)	None	
Parameters (out)	Can_TTErrorLevel	Address to store return value: Error level
Return value	None	
Description	Gets the error level. This includes the severity of the error level (S0-S3) and the minimum and maximum value of the message status count.	
Available via	Ttcan.h	

] ([SRS_TtCan_41005](#))

[SWS_TtCan_00024] [If development error detection for the *Ttcan module* is enabled: The function `Can_TTGetErrorLevel()` shall raise the error `CAN_E_UNINIT` if the driver is not yet initialized.]()

[SWS_TtCan_00025] [If development error detection for the *Ttcan module* is enabled: The function `Can_TTGetErrorLevel()` shall raise the error `CAN_E_PARAM_CONTROLLER` if the parameter `Controller` is out of range.]()

[SWS_TtCan_00026] [If development error detection for the *Ttcan module* is enabled: The function `Can_TTGetErrorLevel()` shall raise the error `CAN_E_PARAM_POINTER` and shall return `E_NOT_OK` if the parameter `Can_TTErrorLevel` is a NULL pointer.]()

8.3.5 Can_TTSetNextIsGap

[SWS_TtCan_00094] [

Service Name	Can_TTSetNextIsGap	
Syntax	<pre>void Can_TTSetNextIsGap (uint8 Controller)</pre>	
Service ID [hex]	0x37	
Sync/Async	Synchronous	
Reentrancy	Non Reentrant	
Parameters (in)	Controller	Controller for which the "next is gap" indication shall be set.
Parameters (inout)	None	
Parameters (out)	None	
Return value	None	
Description	Sets the "Next_is_Gap" bit.	
Available via	Ttcan.h	

]([SRS_TtCan_41005](#), [SRS_TtCan_41006](#))

[SWS_TtCan_00028] [If development error detection for the `Ttcan` module is enabled: The function `Can_TTSetNextIsGap()` shall raise the error `CAN_E_UNINIT` if the driver is not yet initialized.](`()`)

[SWS_TtCan_00029] [If development error detection for the `Ttcan` module is enabled: The function `Can_TTSetNextIsGap()` shall raise the error `CAN_E_PARAM_CONTROLLER` if the parameter `Controller` is out of range.](`()`)

8.3.6 Can_TTSetEndOfGap

[SWS_TtCan_00095] [

Service Name	Can_TTSetEndOfGap	
Syntax	<pre>void Can_TTSetEndOfGap (uint8 Controller)</pre>	
Service ID [hex]	0x38	
Sync/Async	Synchronous	
Reentrancy	Non Reentrant	
Parameters (in)	Controller	Controller for which the "set end of gap" indication shall be set
Parameters (inout)	None	
Parameters (out)	None	
Return value	None	
Description	Signals the end of a gap.	
Available via	Ttcan.h	

]([SRS_TtCan_41005](#), [SRS_TtCan_41006](#))

[SWS_TtCan_00031] [The function `Can_TTSetEndOfGap()` shall only take effect if the `TTCAN Controller` is a potential `Time Master`.](`()`)

[SWS_TtCan_00032] [If development error detection for the [Ttcan module](#) is enabled: The function `Can_TTSetEndOfGap()` shall raise the error `CAN_TT_E_NOT_MASTER` if the [TTCAN Controller](#) is not a potential [Time Master](#).]()

[SWS_TtCan_00033] [If development error detection for the [Ttcan module](#) is enabled: The function `Can_TTSetEndOfGap()` shall raise the error `CAN_E_UNINIT` if the driver is not yet initialized.]()

[SWS_TtCan_00034] [If development error detection for the [Ttcan module](#) is enabled: The function `Can_TTSetEndOfGap()` shall raise the error `CAN_E_PARAM_CONTROLLER` if the parameter `Controller` is out of range.]()

8.3.7 Can_TTSetTimeCommand

[SWS_TtCan_00096] [

Service Name	Can_TTSetTimeCommand	
Syntax	<pre>void Can_TTSetTimeCommand (uint8 Controller)</pre>	
Service ID [hex]	0x39	
Sync/Async	Synchronous	
Reentrancy	Non Reentrant	
Parameters (in)	Controller	Controller for which the global time shall be adjusted
Parameters (inout)	None	
Parameters (out)	None	
Return value	None	
Description	Adjusts the global time at the beginning of the next basic cycle by the amount of "global time preset"	
Available via	Ttcan.h	

] ([SRS_TtCan_41005](#))

[SWS_TtCan_00036] [If development error detection for the [Ttcan module](#) is enabled: The function `Can_TTSetTimeCommand()` shall raise the error `CAN_TT_E_CONSECUTIVE_DISC` if two consecutive reference messages are transmitted with both have the "Disc_bit" set.]()

[SWS_TtCan_00037] [If development error detection for the [Ttcan module](#) is enabled: The function `Can_TTSetTimeCommand()` shall raise the error `CAN_TT_E_SYNC_DISABLED` if the adjustment of the [Global Time](#) fails, because the external synchronization has been disabled during configuration.]()

[SWS_TtCan_00038] [The function `Can_TTSetTimeCommand()` shall only take effect if the [TTCAN Controller](#) is the current [Time Master](#).]()

[SWS_TtCan_00039] [If development error detection for the [Ttcan module](#) is enabled: The function `Can_TTSetTimeCommand()` shall raise the error `CAN_TT_E_`

NOT_CURRENT_MASTER if the [TTCAN Controller](#) is not the current [Time Master](#).
]()

[SWS_TtCan_00040] [If development error detection for the [Ttcan module](#) is enabled: The function `Can_TTSetTimeCommand()` shall raise the error `CAN_E_UNINIT` if the driver is not yet initialized.]()

[SWS_TtCan_00041] [If development error detection for the [Ttcan module](#) is enabled: The function `Can_TTSetTimeCommand()` shall raise the error `CAN_E_PARAM_CONTROLLER` if the parameter `Controller` is out of range.]()

8.3.8 Can_TTGlobalTimePreset

[SWS_TtCan_00097] [

Service Name	Can_TTGlobalTimePreset	
Syntax	<pre>void Can_TTGlobalTimePreset (uint8 Controller, Can_TTTimeType Can_TTGlobalTimePreset)</pre>	
Service ID [hex]	0x3a	
Sync/Async	Synchronous	
Reentrancy	Non Reentrant	
Parameters (in)	Controller	Controller for which the "global time preset" shall be set
	Can_TTGlobalTimePreset	New value for "global time preset"
Parameters (inout)	None	
Parameters (out)	None	
Return value	None	
Description	Sets the value of "global time preset".	
Available via	Ttcan.h	

] ([SRS_TtCan_41005](#))

[SWS_TtCan_00043] [If development error detection for the [Ttcan module](#) is enabled: The function `Can_TTGlobalTimePreset()` shall raise the error `CAN_E_UNINIT` if the driver is not yet initialized.]()

[SWS_TtCan_00044] [If development error detection for the [Ttcan module](#) is enabled: The function `Can_TTGlobalTimePreset()` shall raise the error `CAN_E_PARAM_CONTROLLER` if the parameter `Controller` is out of range.]()

8.3.9 Can_TTSetExtClockSyncCommand

[SWS_TtCan_00098] [

Service Name	Can_TTSetExtClockSyncCommand	
Syntax	<pre>void Can_TTSetExtClockSyncCommand (uint8 Controller)</pre>	
Service ID [hex]	0x3b	
Sync/Async	Synchronous	
Reentrancy	Non Reentrant	
Parameters (in)	Controller	Controller for which the NTU shall be adjusted.
Parameters (inout)	None	
Parameters (out)	None	
Return value	None	
Description	Adjusts the NTU (network time unit) according to the value given by "NTU adjust". Together with the local oscillator period, "TUR adjust" can be derived from "NTU adjust".	
Available via	Ttcan.h	

] ([SRS_TtCan_41005](#))

[SWS_TtCan_00046] [The function `Can_TTSetExtClockSyncCommand()` shall only take effect if the **TTCAN Controller** is the current **Time Master**.]()

[SWS_TtCan_00047] [If development error detection for the **Ttcan module** is enabled: The function `Can_TTSetExtClockSyncCommand()` shall raise the error `CAN_TT_E_NOT_CURRENT_MASTER` if the **TTCAN Controller** is not the current **Time Master**.]()

[SWS_TtCan_00048] [If development error detection for the **Ttcan module** is enabled: The function `Can_TTSetExtClockSyncCommand()` shall raise the error `CAN_E_UNINIT` if the driver is not yet initialized.]()

[SWS_TtCan_00049] [If development error detection for the **Ttcan module** is enabled: The function `Can_TTSetExtClockSyncCommand()` shall raise the error `CAN_E_PARAM_CONTROLLER` if the parameter **Controller** is out of range.]()

8.3.10 Can_TTSetNTUAdjust

[SWS_TtCan_00099] [

Service Name	Can_TTSetNTUAdjust	
Syntax	<pre>void Can_TTSetNTUAdjust (uint8 Controller, Can_TTTURType Can_TTTURAdjust)</pre>	
Service ID [hex]	0x3c	
Sync/Async	Synchronous	





Reentrancy	Non Reentrant	
Parameters (in)	Controller	Controller for which the "NTU adjust" shall be set
	Can_TTTURAdjust	New value for "NTU adjust" Value is given in microseconds.
Parameters (inout)	None	
Parameters (out)	None	
Return value	None	
Description	Sets the value of "NTU adjust". Together with the local oscillator period, "TUR adjust" can be derived from "NTU adjust".	
Available via	Ttcan.h	

](SRS_TtCan_41005)

[SWS_TtCan_00051] [If development error detection for the `Ttcan` module is enabled: The function `Can_TTSetNTUAdjust ()` shall raise the error `CAN_E_UNINIT` if the driver is not yet initialized.](/)

[SWS_TtCan_00052] [If development error detection for the `Ttcan` module is enabled: The function `Can_TTSetNTUAdjust ()` shall raise the error `CAN_E_PARAM_CONTROLLER` if the parameter `Controller` is out of range.](/)

8.4 Optional Function definitions

Additional optional TTCAN specific function definitions

8.4.1 Can_TTGetSyncQuality

[SWS_TtCan_00101] [

Service Name	Can_TTGetSyncQuality	
Syntax	<pre>void Can_TTGetSyncQuality (uint8 Controller, boolean* Can_TTClockSpeed, boolean* Can_TTGlobalTimePhase)</pre>	
Service ID [hex]	0x47	
Sync/Async	Synchronous	
Reentrancy	Non Reentrant	
Parameters (in)	Controller	Controller from which the sync quality shall be retrieved
Parameters (inout)	None	
Parameters (out)	Can_TTClockSpeed	Address to store return value: True if the synchronization deviation is smaller than the "Synchronization deviation limit"
	Can_TTGlobalTimePhase	Address to store return value: True if the global time is in phase with the time master.





Return value	None
Description	Gets the synchronization quality.
Available via	Ttcan.h

](SRS_TtCan_41005)

[SWS_TtCan_00057] [If development error detection for the `Ttcan` module is enabled: The function `Can_TTGetSyncQuality()` shall raise the error `CAN_E_UNINIT` if the driver is not yet initialized.]()

[SWS_TtCan_00058] [If development error detection for the `Ttcan` module is enabled: The function `Can_TTGetSyncQuality()` shall raise the error `CAN_E_PARAM_CONTROLLER` if the parameter `Controller` is out of range.]()

[SWS_TtCan_00059] [If development error detection for the `Ttcan` module is enabled: The function `Can_TTGetSyncQuality()` shall raise the error `CAN_E_PARAM_POINTER` and shall return `E_NOT_OK` if the parameter `Can_TTClockSpeed` or the parameter `Can_TTGlobalTimePhase` is a NULL pointer.]()

8.4.2 Can_TTSetTimeMark

[SWS_TtCan_00102] [

Service Name	Can_TTSetTimeMark	
Syntax	<pre>void Can_TTSetTimeMark (uint8 Controller, Can_TTTimeType Can_TTTimeMark, Can_TTTimeSourceType Can_TTTimeSource)</pre>	
Service ID [hex]	0x48	
Sync/Async	Synchronous	
Reentrancy	Non Reentrant	
Parameters (in)	Controller	Controller for which the time mark shall be set
	Can_TTTimeMark	Gives the value of the time mark to be set.
	Can_TTTimeSource	Defines the time source for the time mark to be set.
Parameters (inout)	None	
Parameters (out)	None	
Return value	None	
Description	Sets a new value for the time mark for the given time source.	
Available via	Ttcan.h	

](SRS_TtCan_41005)

[SWS_TtCan_00061] [If development error detection for the `Ttcan` module is enabled: The function `Can_TTSetTimeMark()` shall raise the error `CAN_E_UNINIT` if the driver is not yet initialized.]()

[SWS_TtCan_00062] [If development error detection for the [Ttcan module](#) is enabled: The function `Can_TTSetTimeMark()` shall raise the error `CAN_E_PARAM_CONTROLLER` if the parameter `Controller` is out of range.]()

8.4.3 Can_TTCancelTimeMark

[SWS_TtCan_00103] [

Service Name	Can_TTCancelTimeMark	
Syntax	<pre>void Can_TTCancelTimeMark (uint8 Controller)</pre>	
Service ID [hex]	0x49	
Sync/Async	Synchronous	
Reentrancy	Non Reentrant	
Parameters (in)	Controller	Controller for which the time mark shall be cancelled.
Parameters (inout)	None	
Parameters (out)	None	
Return value	None	
Description	Cancels the time mark.	
Available via	Ttcan.h	

] ([SRS_TtCan_41005](#))

[SWS_TtCan_00064] [If development error detection for the [Ttcan module](#) is enabled: The function `Can_TTCancelTimeMark()` shall raise the error `CAN_E_UNINIT` if the driver is not yet initialized.]()

[SWS_TtCan_00065] [If development error detection for the [Ttcan module](#) is enabled: The function `Can_TTCancelTimeMark()` shall raise the error `CAN_E_PARAM_CONTROLLER` if the parameter `Controller` is out of range.]()

8.4.4 Can_TTAckTimeMark

[SWS_TtCan_00104] [

Service Name	Can_TTAckTimeMark	
Syntax	<pre>void Can_TTAckTimeMark (uint8 Controller)</pre>	
Service ID [hex]	0x4a	
Sync/Async	Synchronous	





Reentrancy	Non Reentrant	
Parameters (in)	Controller	Controller for which the time mark shall be acknowledged.
Parameters (inout)	None	
Parameters (out)	None	
Return value	None	
Description	Acknowledges the time mark interrupt by resetting the flag in the interrupt vector register.	
Available via	Ttcan.h	

]([SRS_TtCan_41005](#))

[SWS_TtCan_00067] [If development error detection for the `Ttcan` module is enabled: The function `Can_TTackTimeMark()` shall raise the error `CAN_E_UNINIT` if the driver is not yet initialized.]()

[SWS_TtCan_00068] [If development error detection for the `Ttcan` module is enabled: The function `Can_TTackTimeMark()` shall raise the error `CAN_E_PARAM_CONTROLLER` if the parameter `Controller` is out of range.]()

8.4.5 Can_TTEnableTimeMarkIRQ

[SWS_TtCan_00105] [

Service Name	Can_TTEnableTimeMarkIRQ	
Syntax	<pre>void Can_TTEnableTimeMarkIRQ (uint8 Controller)</pre>	
Service ID [hex]	0x4b	
Sync/Async	Synchronous	
Reentrancy	Non Reentrant	
Parameters (in)	Controller	Controller for which the time mark interrupt shall be enabled.
Parameters (inout)	None	
Parameters (out)	None	
Return value	None	
Description	Enables the time mark interrupt.	
Available via	Ttcan.h	

]([SRS_TtCan_41005](#))

[SWS_TtCan_00070] [If development error detection for the `Ttcan` module is enabled: The function `Can_TTEnableTimeMarkIRQ()` shall raise the error `CAN_E_UNINIT` if the driver is not yet initialized.]()

[SWS_TtCan_00071] [If development error detection for the `Ttcan` module is enabled: The function `Can_TTEnableTimeMarkIRQ()` shall raise the error `CAN_E_PARAM_CONTROLLER` if the parameter `Controller` is out of range.]()

8.4.6 Can_TTDisableTimeMarkIRQ

[SWS_TtCan_00106] [

Service Name	Can_TTDisableTimeMarkIRQ	
Syntax	<pre>void Can_TTDisableTimeMarkIRQ (uint8 Controller)</pre>	
Service ID [hex]	0x4c	
Sync/Async	Synchronous	
Reentrancy	Non Reentrant	
Parameters (in)	Controller	Controller for which the time mark interrupt shall be disabled.
Parameters (inout)	None	
Parameters (out)	None	
Return value	None	
Description	Disables the time mark interrupt.	
Available via	Ttcan.h	

]([SRS_TtCan_41005](#))

[SWS_TtCan_00073] [If development error detection for the `Ttcan` module is enabled: The function `Can_TTDisableTimeMarkIRQ()` shall raise the error `CAN_E_UNINIT` if the driver is not yet initialized.]([SRS_TtCan_41005](#))

[SWS_TtCan_00074] [If development error detection for the `Ttcan` module is enabled: The function `Can_TTDisableTimeMarkIRQ()` shall raise the error `CAN_E_PARAM_CONTROLLER` if the parameter `Controller` is out of range.]([SRS_TtCan_41005](#))

8.4.7 Can_TTGetTimeMarkIRQStatus

[SWS_TtCan_00107] [

Service Name	Can_TTGetTimeMarkIRQStatus	
Syntax	<pre>void Can_TTGetTimeMarkIRQStatus (uint8 Controller, boolean* Can_TTIRQStatus)</pre>	
Service ID [hex]	0x4d	
Sync/Async	Synchronous	
Reentrancy	Non Reentrant	
Parameters (in)	Controller	Controller from which the status of the time mark IRQ shall be retrieved.
Parameters (inout)	None	
Parameters (out)	Can_TTIRQStatus	Address to store return value: True if the timer for the time mark is pending.



△

Return value	None
Description	Gets the IRQ status of the time mark.
Available via	Ttcan.h

](SRS_TtCan_41005)

[SWS_TtCan_00076] [If development error detection for the `Ttcan` module is enabled: The function `Can_TTGetTimeMarkIRQStatus()` shall raise the error `CAN_E_UNINIT` if the driver is not yet initialized.]()

[SWS_TtCan_00077] [If development error detection for the `Ttcan` module is enabled: The function `Can_TTGetTimeMarkIRQStatus()` shall raise the error `CAN_E_PARAM_CONTROLLER` if the parameter `Controller` is out of range.]()

[SWS_TtCan_00078] [If development error detection for the `Ttcan` module is enabled: The function `Can_TTGetTimeMarkIRQStatus()` shall raise the error `CAN_E_PARAM_POINTER` and shall return `E_NOT_OK` if the parameter `Can_TT_IRQStatus` is a NULL pointer.]()

8.4.8 Can_TTReceive

[SWS_TtCan_00108] [

Service Name	Can_TTReceive	
Syntax	<pre>void Can_TTReceive (uint8 Controller, uint8 Hrh, Can_IdType* CanId, uint8* CanDlc, uint8* CanSduPtr)</pre>	
Service ID [hex]	0	
Sync/Async	Synchronous	
Reentrancy	Non Reentrant	
Parameters (in)	Controller	Controller for which data shall be read out
	Hrh	Hardware receive handle of the hardware object, to read the received data from
Parameters (inout)	None	
Parameters (out)	CanId	Address to store return value: Can ID of the received frame
	CanDlc	Address to store return value: Length of the received frame
	CanSduPtr	Address to store return value: SDU of received frame
Return value	None	
Description	Reads received data from the controller by returning the pointer of the CanID, the DLC and the Data of the message in the requested HRH.	
Available via	Ttcan.h	

]()

[SWS_TtCan_00110] [If development error detection for the `Ttcan module` is enabled: The function `Can_TTReceive()` shall raise the error `CAN_E_UNINIT` if the driver is not yet initialized.]()

[SWS_TtCan_00111] [If development error detection for the `Ttcan module` is enabled: The function `Can_TTReceive()` shall raise the error `CAN_E_PARAM_CONTROLLER` if the parameter `Controller` is out of range.]()

[SWS_TtCan_00112] [If development error detection for the `Ttcan module` is enabled: The function `Can_TTReceive()` shall raise the error `CAN_E_PARAM_POINTER` and shall return `E_NOT_OK` if one of the parameter `CanId`, `CanDlc` or `CanSduPtr` is a `NULL` pointer.]()

8.5 Scheduled Functions

Additional TTCAN specific scheduled function definitions

8.5.1 Can_TTMainFunction_IRQ

[SWS_TtCan_00113] [

Service Name	Can_TTMainFunction_IRQ
Syntax	<pre>void Can_TTMainFunction_IRQ (void)</pre>
Service ID [hex]	0x50
Description	Polls the interrupt flags specific to TTCAN
Available via	SchM_Ttcan.h

]()

Note: The generic items from CAN Driver SWS [4] regarding the main functions apply for `Can_TTMainFunction_IRQ()`, too.

8.6 Expected interfaces

8.6.1 Mandatory interfaces

Additional TTCAN specific mandatory interfaces

[SWS_TtCan_00082] [

API Function	Header File	Description
Canlf_TTAppWatchdogError	Ttcanlf.h	Reports an application watchdog error.
Canlf_TTGap	Ttcanlf.h	Reports the occurrence of a gap.
Canlf_TTMasterStateChange	Ttcanlf.h	Reports change of the master state between potential and current master.
Canlf_TTSevereError	Ttcanlf.h	Reports one of the following errors: <ul style="list-style-type: none"> • failed to serve appl. watchdog • config error • watch trigger reached
Canlf_TTStartOfCycle	Ttcanlf.h	Reports the start of a basic cycle.
Canlf_TTTimeDisc	Ttcanlf.h	Reports a time discontinuity.
Canlf_TTTimingError	Ttcanlf.h	Reports one of the following errors: <ul style="list-style-type: none"> • Change of error level • Tx overflow / underflow • Synchronization failed • Init watch trigger

]([SRS_TtCan_41008](#))

Hint: These additional mandatory interfaces for TTCAN shall serve the interrupts that may occur during time triggered operation as described in [1, ISO 11898-4].

9 Sequence diagrams

9.1 Interaction between Ttcan and TtcanIf module

For sequence diagrams see the TTCAN Interface specification [7] and CAN Interface specification [9]. There are described the complete sequences for Transmission, Reception and Error Handling.

9.2 Wakeup sequence

For Wakeup sequence diagrams refer to specification of ECU State Manager [10].

10 Configuration specification

In general, this chapter defines configuration parameters and their clustering into containers. For general information about the definition of containers and parameters, refer to the [5, chapter 10.1 "Introduction to configuration specification" in SWS_BSWGeneral].

chapter 10 specifies the structure (containers) and the parameters of the `Ttcan` module.

Figure 10.1.2 specifies published information of the `Ttcan` module.

10.1 Containers and configuration parameters

Additional TTCAN specific configuration parameters

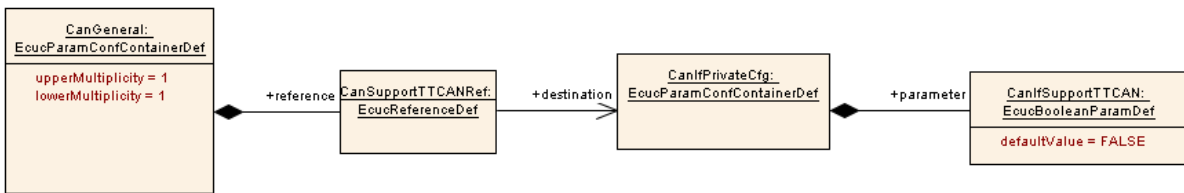


Figure 10.1: CAN Driver Time Triggered General Configuration

The reference `CanSupportTTCANRef` is described in Specification of CAN Driver [4], SWS Item Id `ECUC_Can_00430`.

[SWS_TtCan_00157] [The TT Can Driver module shall reject configurations with partition mappings which are not supported by the implementation.] ()

10.1.1 CanTTController

SWS Item	[ECUC_Can_00001]
Container Name	CanTTController
Parent Container	CanController
Description	<p>CanTTController is specified in the SWS TTCAN and contains the configuration parameters of the TTCAN controller(s) (which are needed in addition to the configuration parameters of the CAN controller(s)).</p> <p>This container is only included and valid if TTCAN is supported by the controller, enabled (see <code>CanSupportTTCANRef</code>, <code>ECUC_Can_00430</code>), and used.</p>
Configuration Parameters	

Name	CanTTControllerApplWatchdogLimit [ECUC_Can_00139]		
Parent Container	CanTTController		
Description	Defines the maximum time period (unit is 256 times NTU) after which the application has to serve the watchdog.		
Multiplicity	1		
Type	EcucIntegerParamDef		
Range	0 .. 255		
Default Value			
Post-Build Variant Value	true		
Value Configuration Class	Pre-compile time	X	VARIANT-PRE-COMPILE
	Link time	–	
	Post-build time	X	VARIANT-POST-BUILD
Scope / Dependency	scope: ECU		

Name	CanTTControllerCycleCountMax [ECUC_Can_00138]		
Parent Container	CanTTController		
Description	Defines the value for cycle_count_max. Allowed values: 0x00: 1 basic cycle 0x01: 2 basic cycles 0x03: 4 basic cycles 0x07: 8 basic cycles 0x0F: 16 basic cycles 0x1F: 32 basic cycles 0x3F: 64 basic cycles		
Multiplicity	1		
Type	EcucIntegerParamDef		
Range	0 .. 63		
Default Value			
Post-Build Variant Value	true		
Value Configuration Class	Pre-compile time	X	VARIANT-PRE-COMPILE
	Link time	–	
	Post-build time	X	VARIANT-POST-BUILD
Scope / Dependency	scope: ECU		

Name	CanTTControllerExpectedTxTrigger [ECUC_Can_00136]		
Parent Container	CanTTController		
Description	Number of expected_tx_trigger.		
Multiplicity	1		
Type	EcucIntegerParamDef		
Range	0 .. 255		
Default Value			
Post-Build Variant Value	true		
Value Configuration Class	Pre-compile time	X	VARIANT-PRE-COMPILE
	Link time	–	
	Post-build time	X	VARIANT-POST-BUILD
Scope / Dependency	scope: local		

Name	CanTTControllerExternalClockSynchronisation [ECUC_Can_00135]		
Parent Container	CanTTController		
Description	Enables/disables the external clock synchronization. TRUE: External clock synchronization enabled. FALSE: External clock synchronization disabled. This parameter shall only be configurable if parameter CanTTControllerLevel2 equals TRUE.		
Multiplicity	1		
Type	EcucBooleanParamDef		
Default Value			
Post-Build Variant Value	true		
Value Configuration Class	Pre-compile time	X	VARIANT-PRE-COMPILE
	Link time	–	
	Post-build time	X	VARIANT-POST-BUILD
Scope / Dependency	scope: ECU dependency: CanTTControllerLevel2 (ECUC_Can_00131)		

Name	CanTTControllerGlobalTimeFiltering [ECUC_Can_00134]		
Parent Container	CanTTController		
Description	Enables/disables the global time filtering. TRUE: Global time filtering enabled. FALSE: Global time filtering disabled. This parameter shall only be configurable if parameter CanTTControllerLevel2 equals TRUE.		
Multiplicity	1		
Type	EcucBooleanParamDef		
Default Value			
Post-Build Variant Value	true		
Value Configuration Class	Pre-compile time	X	VARIANT-PRE-COMPILE
	Link time	–	
	Post-build time	X	VARIANT-POST-BUILD
Scope / Dependency	scope: local dependency: CanTTControllerLevel2 (ECUC_Can_00131)		

Name	CanTTControllerInitialRefOffset [ECUC_Can_00128]		
Parent Container	CanTTController		
Description	Defines the initial value for ref trigger offset.		
Multiplicity	1		
Type	EcucIntegerParamDef		
Range	0 .. 127		
Default Value			
Post-Build Variant Value	true		

Value Configuration Class	Pre-compile time	X	VARIANT-PRE-COMPILE
	Link time	–	
	Post-build time	X	VARIANT-POST-BUILD
Scope / Dependency	scope: ECU		

Name	CanTTControllerInterruptEnable [ECUC_Can_00140]		
Parent Container	CanTTController		
Description	<p>Enables/disables the respective interrupts. Bit Position set to 1: Enable respective interrupt. Bit Position set to 0: Disable respective interrupt.</p> <p>Bit Position / Interrupt Source: 10: Application Watchdog. 9: Watch Trigger reached. 8: Initialization Watch Trigger reached. 7: Change of Error Level. 6: Tx Overflow. 5: Tx Underflow. 4: Global Time Error. 3: Gap. 2: Start of Cycle. 1: Time Discontinuity. 0: Master State Change.</p> <p>Bit position "1: Time Discontinuity" and "4: Global Time Error" shall only be configurable if parameter CanTTControllerLevel2 equals TRUE.</p>		
Multiplicity	1		
Type	EcucIntegerParamDef		
Range	0 .. 1023		
Default Value			
Post-Build Variant Value	true		
Value Configuration Class	Pre-compile time	X	VARIANT-PRE-COMPILE
	Link time	–	
	Post-build time	X	VARIANT-POST-BUILD
Scope / Dependency	scope: local dependency: CanTTControllerLevel2 (ECUC_Can_00131)		

Name	CanTTControllerLevel2 [ECUC_Can_00131]		
Parent Container	CanTTController		
Description	<p>Defines whether Level 2 or Level 1 is used. TRUE: Level 2. FALSE: Level 1.</p> <p>If this parameter is set to FALSE then all parameters with dependency to CanTTControllerLevel2 need not be configured.</p>		
Multiplicity	1		
Type	EcucBooleanParamDef		
Default Value			
Post-Build Variant Value	true		
Value Configuration Class	Pre-compile time	X	VARIANT-PRE-COMPILE
	Link time	–	
	Post-build time	X	VARIANT-POST-BUILD
Scope / Dependency	scope: local		

Name	CanTTControllerNTUConfig [ECUC_Can_00141]		
Parent Container	CanTTController		
Description	Defines the config value for NTU (network time unit). Value given in microseconds. The value configured shall be greater than 0. Together with the local oscillator period, the TUR (time unit ratio) can be derived from the NTU. This parameter shall only be configurable if parameter CanTTControllerLevel2 equals TRUE.		
Multiplicity	1		
Type	EcucFloatParamDef		
Range	[0 .. 100]		
Default Value			
Post-Build Variant Value	true		
Value Configuration Class	Pre-compile time	X	VARIANT-PRE-COMPILE
	Link time	–	
	Post-build time	X	VARIANT-POST-BUILD
Scope / Dependency	scope: ECU dependency: CanTTControllerLevel2 (ECUC_Can_00131)		

Name	CanTTControllerOperationMode [ECUC_Can_00127]		
Parent Container	CanTTController		
Description	Defines the operation mode.		
Multiplicity	1		
Type	EcucEnumerationParamDef		
Range	CAN_TT_EVENT_SYNC_TIME_TRIGGERED		Event-synchronized time triggered operation
	CAN_TT_EVENT_TRIGGERED		Event triggered operation (normal can operation without time schedule)
	CAN_TT_TIME_TRIGGERED		Time triggered operation
Post-Build Variant Value	true		
Value Configuration Class	Pre-compile time	X	VARIANT-PRE-COMPILE
	Link time	–	
	Post-build time	X	VARIANT-POST-BUILD
Scope / Dependency	scope: ECU		

Name	CanTTControllerSyncDeviation [ECUC_Can_00132]		
Parent Container	CanTTController		
Description	Defines the maximum synchronization deviation: Given as a percentage value of the NTU (network time unit). The value configured shall be greater than 0. This parameter shall only be configurable if parameter CanTTControllerLevel2 equals TRUE.		
Multiplicity	1		
Type	EcucFloatParamDef		
Range	[0 .. 100]		
Default Value			

Post-Build Variant Value	true		
Value Configuration Class	Pre-compile time	X	VARIANT-PRE-COMPILE
	Link time	–	
	Post-build time	X	VARIANT-POST-BUILD
Scope / Dependency	scope: local dependency: CanTTControllerLevel2 (ECUC_Can_00131)		

Name	CanTTControllerTimeMaster [ECUC_Can_00129]		
Parent Container	CanTTController		
Description	Defines whether the controller acts as a potential time master. TRUE: Potential time master. FALSE: Time slave.		
Multiplicity	1		
Type	EcucBooleanParamDef		
Default Value			
Post-Build Variant Value	true		
Value Configuration Class	Pre-compile time	X	VARIANT-PRE-COMPILE
	Link time	–	
	Post-build time	X	VARIANT-POST-BUILD
Scope / Dependency	scope: ECU		

Name	CanTTControllerTimeMasterPriority [ECUC_Can_00130]		
Parent Container	CanTTController		
Description	Defines the time master priority.		
Multiplicity	1		
Type	EcucIntegerParamDef		
Range	0 .. 7		
Default Value			
Post-Build Variant Value	true		
Value Configuration Class	Pre-compile time	X	VARIANT-PRE-COMPILE
	Link time	–	
	Post-build time	X	VARIANT-POST-BUILD
Scope / Dependency	scope: ECU		

Name	CanTTControllerTURRestore [ECUC_Can_00133]		
Parent Container	CanTTController		
Description	<p>Enables/disables the TUR restore. Note that the value configured for TUR can be derived from the value configured for NTU and the local oscillator period. TRUE: TUR restore enabled. FALSE: TUR restore disabled.</p> <p>This parameter shall only be configurable if parameter CanTTControllerLevel2 equals TRUE.</p>		
Multiplicity	1		
Type	EcucBooleanParamDef		
Default Value			
Post-Build Variant Value	true		
Value Configuration Class	Pre-compile time	X	VARIANT-PRE-COMPILE
	Link time	–	
	Post-build time	X	VARIANT-POST-BUILD
Scope / Dependency	scope: local dependency: CanTTControllerLevel2 (ECUC_Can_00131)		

Name	CanTTControllerTxEnableWindowLength [ECUC_Can_00137]		
Parent Container	CanTTController		
Description	Length of the tx enable window given in CAN bit times. Definition parameter "CanTTControllerTxEnableWindowlength" is used such that: Length of enable window = CanTTControllerTxEnableWindowLength + 1		
Multiplicity	1		
Type	EcucIntegerParamDef		
Range	1 .. 16		
Default Value			
Post-Build Variant Value	true		
Value Configuration Class	Pre-compile time	X	VARIANT-PRE-COMPILE
	Link time	–	
	Post-build time	X	VARIANT-POST-BUILD
Scope / Dependency	scope: ECU		

Name	CanTTControllerWatchTriggerGapTimeMark [ECUC_Can_00158]		
Parent Container	CanTTController		
Description	watch trigger time mark after a gap		
Multiplicity	1		
Type	EcucIntegerParamDef		
Range	0 .. 65535		
Default Value			
Post-Build Variant Value	true		

Value Configuration Class	Pre-compile time	X	VARIANT-PRE-COMPILE
	Link time	–	
	Post-build time	X	VARIANT-POST-BUILD
Scope / Dependency	scope: local		

Name	CanTTControllerWatchTriggerTimeMark [ECUC_Can_00157]		
Parent Container	CanTTController		
Description	watch trigger time mark		
Multiplicity	1		
Type	EcucIntegerParamDef		
Range	0 .. 65535		
Default Value			
Post-Build Variant Value	true		
Value Configuration Class	Pre-compile time	X	VARIANT-PRE-COMPILE
	Link time	–	
	Post-build time	X	VARIANT-POST-BUILD
Scope / Dependency	scope: local		

Name	CanTTIRQProcessing [ECUC_Can_00142]		
Parent Container	CanTTController		
Description	Enables / disables API Can_MainFunction_BusOff() for handling busoff events in polling mode.		
Multiplicity	1		
Type	EcucEnumerationParamDef		
Range	INTERRUPT	Interrupt Mode of operation.	
	POLLING	Polling Mode of operation.	
Post-Build Variant Value	true		
Value Configuration Class	Pre-compile time	X	VARIANT-PRE-COMPILE
	Link time	–	
	Post-build time	X	VARIANT-POST-BUILD
Scope / Dependency	scope: ECU		

Name	CanTTControllerEcucPartitionRef [ECUC_Can_00493]		
Parent Container	CanTTController		
Description	Maps the Time triggered CAN controller to zero or one ECUC partitions. The ECUC partition referenced is a subset of the ECUC partitions where the CAN driver is mapped to.		
Multiplicity	0..1		
Type	Reference to EcucPartition		
Post-Build Variant Multiplicity	false		
Post-Build Variant Value	true		

Multiplicity Configuration Class	Pre-compile time	X	All Variants
	Link time	–	
	Post-build time	–	
Value Configuration Class	Pre-compile time	X	All Variants
	Link time	–	
	Post-build time	–	
Scope / Dependency	scope: ECU		

No Included Containers

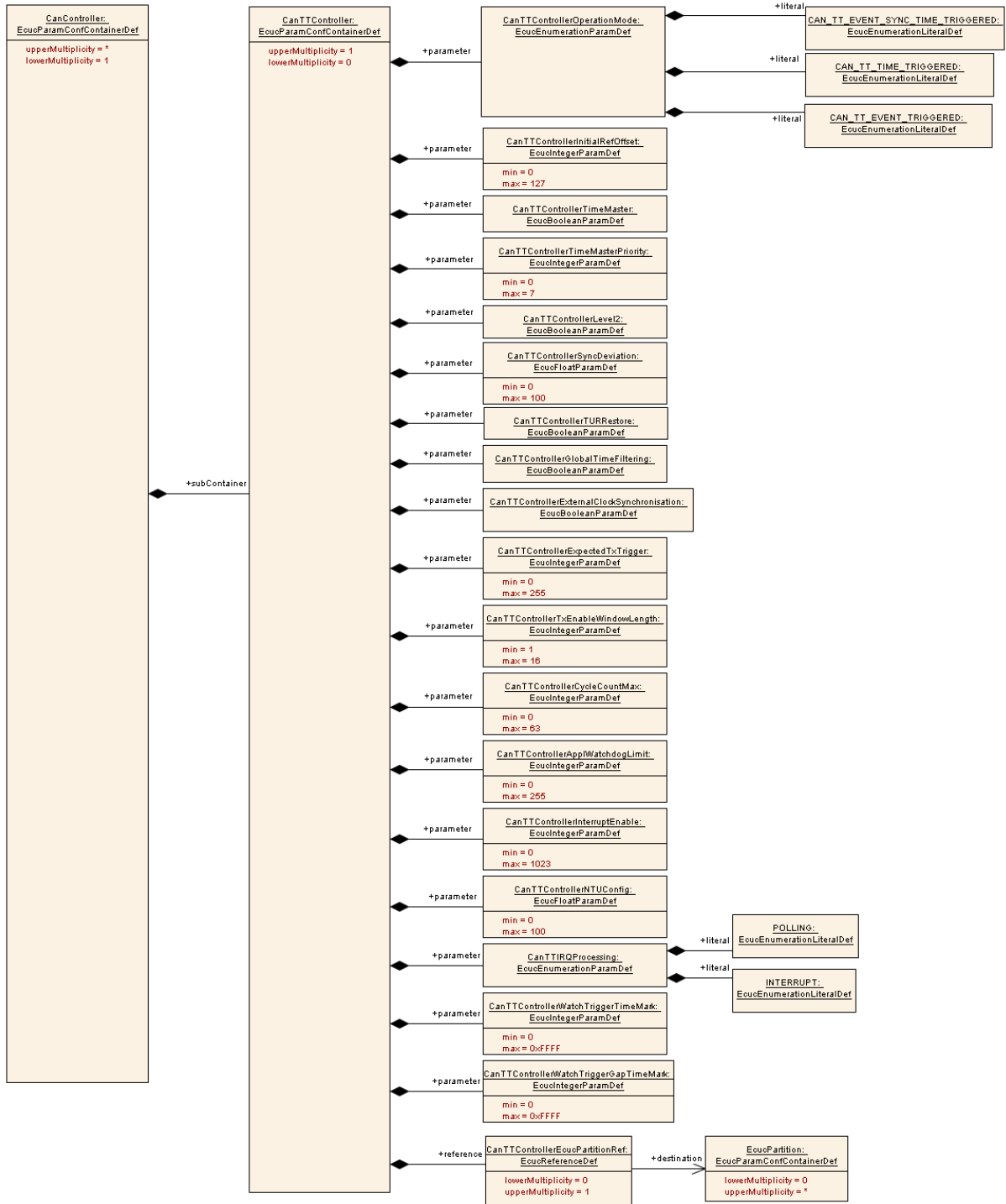


Figure 10.2: CAN Driver Time Triggered Controller Configuration

[SWS_TtCan_CONSTR_00001] [The ECUC partitions referenced by CanTTControllerEcucPartitionRef shall be a subset of the ECUC partitions referenced by CanEcucPartitionRef.]()

[SWS_TtCan_CONSTR_00002] [CanTTController and CanTrcvChannel of one communication channel shall all reference the same ECUC partition.]()

10.1.2 CanTTHardwareObjectTrigger

SWS Item	[ECUC_Can_00002]
Container Name	CanTTHardwareObjectTrigger
Parent Container	CanHardwareObject
Description	<p>CanTTHardwareObjectTrigger is specified in the SWS TTCAN and contains the configuration (parameters) of TTCAN triggers for Hardware Objects, which are additional to the configuration (parameters) of CAN Hardware Objects.</p> <p>This container is only included and valid if TTCAN is supported by the controller and, enabled (see CanSupportTTCANRef, ECUC_Can_00430), and used.</p>
Configuration Parameters	

Name	CanTTHardwareObjectBaseCycle [ECUC_Can_00147]		
Parent Container	CanTTHardwareObjectTrigger		
Description	Defines the cycle_offset. CanTTHardwareObjectBaseCycle must be not greater than cycle_count_max.		
Multiplicity	1		
Type	EcucIntegerParamDef		
Range	0 .. 63		
Default Value			
Post-Build Variant Value	true		
Value Configuration Class	Pre-compile time	X	VARIANT-PRE-COMPILE
	Link time	-	
	Post-build time	X	VARIANT-POST-BUILD
Scope / Dependency	scope: ECU		

Name	CanTTHardwareObjectCycleRepetition [ECUC_Can_00148]		
Parent Container	CanTTHardwareObjectTrigger		
Description	<p>Defines the repeat_factor.</p> <p>CanTTHardwareObjectCycleRepetition shall be a power of two (2), greater than cycle_offset but not greater than cycle_count_max + 1.</p>		
Multiplicity	1		
Type	EcucIntegerParamDef		
Range	1 .. 64		
Default Value			
Post-Build Variant Value	true		
Value Configuration Class	Pre-compile time	X	VARIANT-PRE-COMPILE
	Link time	-	
	Post-build time	X	VARIANT-POST-BUILD
Scope / Dependency	scope: ECU		

Name	CanTTHardwareObjectTimeMark [ECUC_Can_00146]		
Parent Container	CanTTHardwareObjectTrigger		
Description	Defines the point in time, when the trigger will be activated. Value is given in cycle time.		
Multiplicity	1		
Type	EcucIntegerParamDef		
Range	0 .. 65535		
Default Value			
Post-Build Variant Value	true		
Value Configuration Class	Pre-compile time	X	VARIANT-PRE-COMPILE
	Link time	–	
	Post-build time	X	VARIANT-POST-BUILD
Scope / Dependency	scope: local		

Name	CanTTHardwareObjectTriggerId [ECUC_Can_00155]		
Parent Container	CanTTHardwareObjectTrigger		
Description	Sequential number which allows separation of different TTCAN triggers configured for one and the same hardware object.		
Multiplicity	1		
Type	EcucIntegerParamDef (Symbolic Name generated for this parameter)		
Range	0 .. 63		
Default Value			
Post-Build Variant Value	false		
Value Configuration Class	Pre-compile time	X	All Variants
	Link time	–	
	Post-build time	–	
Scope / Dependency	scope: local		

Name	CanTTHardwareObjectTriggerType [ECUC_Can_00145]		
Parent Container	CanTTHardwareObjectTrigger		
Description	Defines the type of the trigger associated with the hardware object. This parameter depends on plain CAN parameter CAN_OBJECT_TYPE. If CAN_OBJECT_TYPE equals RECEIVE than this parameter is fixed to CAN_TT_RX_TRIGGER. If CAN_OBJECT_TYPE equals TRANSMIT than one of the following literals is configurable: CAN_TT_TX_REF_TRIGGER, CAN_TT_TX_REF_TRIGGER_GAP, CAN_TT_TX_TRIGGER_MERGED, CAN_TT_TX_TRIGGER_SINGLE, CAN_TT_TX_TRIGGER_EXCLUSIVE.		
Multiplicity	1		
Type	EcucEnumerationParamDef		
Range	CAN_TT_RX_TRIGGER	Trigger for verifying the successful reception of messages.	
	CAN_TT_TX_REF_TRIGGER	Trigger for transmitting the reference message.	

	CAN_TT_TX_REF_TRIGGER_GAP	Trigger for transmitting the reference message in case no event occurs after a gap.	
	CAN_TT_TX_TRIGGER_EXCLUSIVE	<p>Trigger for transmitting a message in an exclusive time window.</p> <p>Note, that messages in an exclusive window are transmitted continuously, i.e. regardless whether the same message has been transmitted before, the message, which is currently available, will be transmitted every time the tx trigger occurs.</p>	
	CAN_TT_TX_TRIGGER_MERGED	<p>Trigger for transmitting a message inside a merged arbitration window (the last tx trigger in a merged arbitration window is of type CAN_TT_TX_TRIGGER_SINGLE).</p> <p>Note, that messages in an arbitration window are transmitted only, if new data is available. When the transmission was not successful, it will be repeated at the next tx trigger for this message. When the transmission was successful, this message will not be transmitted again at the next tx triggers until a new message for this tx trigger is provided.</p>	
	CAN_TT_TX_TRIGGER_SINGLE	<p>Trigger for transmitting a message in a single (non-merged) arbitration window (or the last tx trigger in a merged arbitration window).</p> <p>Note, that messages in an arbitration window are transmitted only, if new data is available. When the transmission was not successful, it will be repeated at the next tx trigger for this message. When the transmission was successful, this message will not be transmitted again at the next tx triggers until a new message for this tx trigger is provided.</p>	
Post-Build Variant Value	true		
Value Configuration Class	Pre-compile time	X	VARIANT-PRE-COMPILE
	Link time	-	
	Post-build time	X	VARIANT-POST-BUILD
Scope / Dependency	scope: local dependency: CAN_OBJECT_TYPE		

No Included Containers

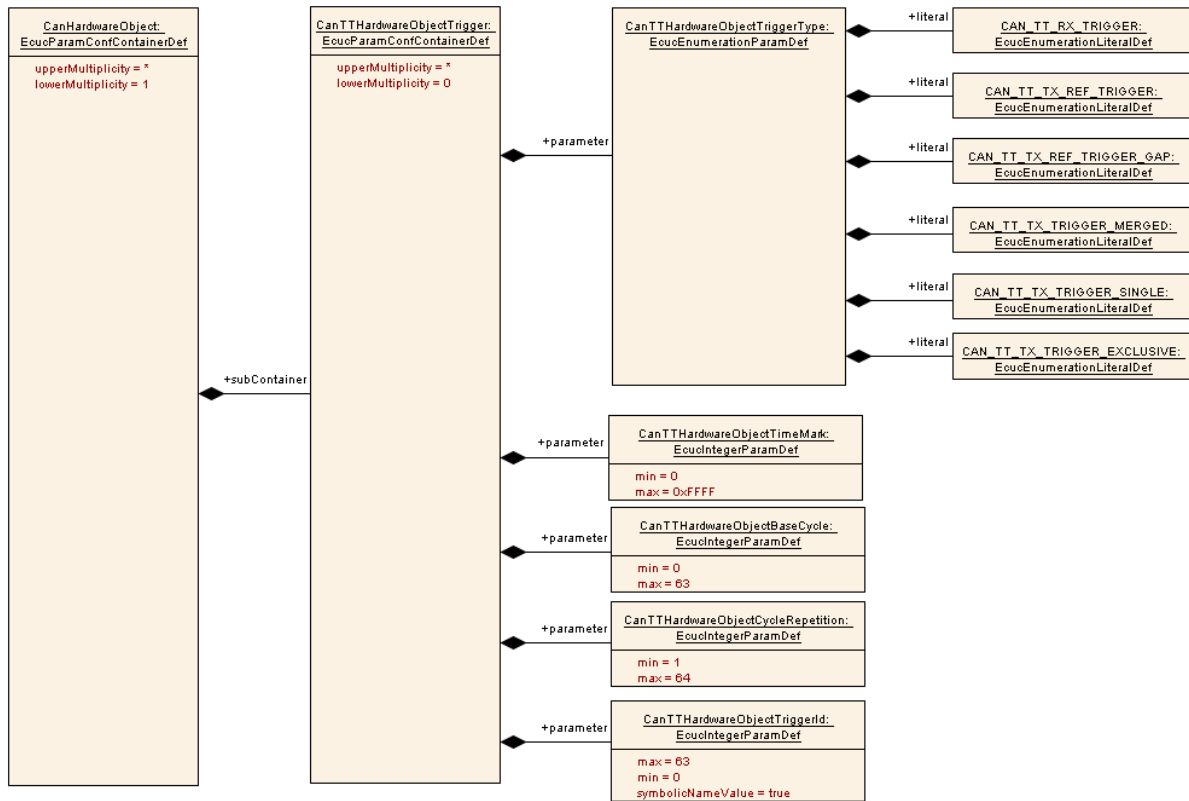


Figure 10.3: CAN Driver Time Triggered Hardware Object Configuration

10.2 Published information

For details refer to the chapter 10.3 "Published Information" in *SWS_BSWGeneral* [5]

A Not applicable requirements

[SWS_TtCan_00726] [These requirements are not applicable to this specification.] ()