

Document Title	Specification of a Diagnostic Communication Manager for SAE J1939
Document Owner	AUTOSAR
Document Responsibility	AUTOSAR
Document Identification No	610
Document Status	Final
Part of AUTOSAR Standard	Classic Platform
Part of Standard Release	4.3.1

Document Change History			
Date	Release	Changed by	Change Description
2017-12-08	4.3.1	AUTOSAR Release Management	<ul style="list-style-type: none"> • Fixed instance reference to application data elements used for environmental checks • Retry of failed transmissions • Introduction of runtime errors
2016-11-30	4.3.0	AUTOSAR Release Management	<ul style="list-style-type: none"> • Clarifications, Corrections and Optimization • DM1 max number of DTC to be set to configurable • Support of DM53, DM54, and DM55 • Extend J1939DcmBusType with new enumerators
2015-07-31	4.2.2	AUTOSAR Release Management	<ul style="list-style-type: none"> • Clarifications • DM01 handling on multiple networks • DM19 updated negative response code
2014-10-31	4.2.1	AUTOSAR Release Management	<ul style="list-style-type: none"> • Optimizations • Editorial changes
2014-03-31	4.1.3	AUTOSAR Release Management	<ul style="list-style-type: none"> • Refinement of J1939Dcm_DemTriggerOnDTCStatus • Smaller corrections • Editorial changes

Document Change History			
Date	Release	Changed by	Change Description
2013-10-31	4.1.2	AUTOSAR Release Management	<ul style="list-style-type: none">• Introduction of formal descriptions of service interfaces• Configuration of further DMx messages• Revised DEM interface• Editorial changes
2013-03-15	4.1.1	AUTOSAR Administration	<ul style="list-style-type: none">• Initial Release

Disclaimer

This work (specification and/or software implementation) and the material contained in it, as released by AUTOSAR, is for the purpose of information only. AUTOSAR and the companies that have contributed to it shall not be liable for any use of the work.

The material contained in this work is protected by copyright and other types of intellectual property rights. The commercial exploitation of the material contained in this work requires a license to such intellectual property rights.

This work may be utilized or reproduced without any modification, in any form or by any means, for informational purposes only. For any other purpose, no part of the work may be utilized or reproduced, in any form or by any means, without permission in writing from the publisher.

The work has been developed for automotive applications only. It has neither been developed, nor tested for non-automotive applications.

The word AUTOSAR and the AUTOSAR logo are registered trademarks.

Table of Contents

1	Introduction and functional overview	7
1.1	Diagnostics according to SAE J1939.....	7
2	Acronyms and abbreviations	8
3	Related documentation	9
3.1	Input documents.....	9
3.2	Related standards and norms	10
3.3	Related specification	10
4	Constraints and assumptions	11
4.1	Limitations	11
4.2	Applicability to car domains	11
5	Dependencies to other modules.....	12
5.1	File structure.....	14
5.1.1	Code file structure.....	14
5.1.2	Header file structure.....	14
6	Requirements traceability.....	16
7	Functional specification	17
7.1	Overview	17
7.1.1	Supported diagnostic messages	17
7.2	Module Handling	18
7.2.1	Initialization	18
7.3	Message processing.....	19
7.3.1	Reception of Requests.....	19
7.3.2	Failed message transmission	20
7.3.3	Termination of message	20
7.3.4	Handling of Meta Data	20
7.4	Communication State Handling	21
7.5	Mode dependent request execution	21
7.6	J1939Dcm – DEM interaction	22
7.6.1	DTC status.....	23
7.6.2	FreezeFrame	24
7.6.3	Ratio	26
7.6.4	Service Only DTCs	27
7.7	Diagnostic messages	28
7.7.1	Diagnostic message 1 (DM01).....	28
7.7.2	Diagnostic message 2 (DM02).....	29
7.7.3	Diagnostic message 3 (DM03).....	29
7.7.4	Diagnostic message 4 (DM04).....	30
7.7.5	Diagnostic message 5 (DM05).....	30
7.7.6	Diagnostic message 6 (DM06).....	31
7.7.7	Diagnostic message 11 (DM11).....	31
7.7.8	Diagnostic message 12 (DM12).....	31

7.7.9	Diagnostic message 13 (DM13)	32
7.7.10	Diagnostic message 19 (DM19)	33
7.7.11	Diagnostic message 20 (DM20)	34
7.7.12	Diagnostic message 21 (DM21)	34
7.7.13	Diagnostic message 23 (DM23)	34
7.7.14	Diagnostic message 24 (DM24)	35
7.7.15	Diagnostic message 25 (DM25)	35
7.7.16	Diagnostic message 26 (DM26)	35
7.7.17	Diagnostic message 28 (DM28)	36
7.7.18	Diagnostic message 29 (DM29)	36
7.7.19	Diagnostic message 31 (DM31)	37
7.7.20	Diagnostic message 35 (DM35)	38
7.7.21	Active Service Only DTCs (DM53)	38
7.7.22	Previously Active Service Only DTCs (DM54)	38
7.7.23	Diagnostic Data Clear/Reset for All Service Only DTCs (DM55)	39
7.8	Error Classification	39
7.8.1	Development Errors	40
7.8.2	Runtime Errors	40
7.8.3	Transient Faults	40
7.8.4	Production Errors	40
7.8.5	Extended Production Errors	40
8	API specification	41
8.1	Imported types	41
8.2	Type definitions	41
8.2.1	J1939Dcm_ConfigType	41
8.2.2	J1939Dcm_StateType	42
8.3	Function definitions	42
8.3.1	J1939Dcm_Init	42
8.3.2	J1939Dcm_DeInit	43
8.3.3	J1939Dcm_GetVersionInfo	43
8.3.4	J1939Dcm_SetState	43
8.4	Call-back notifications	44
8.4.1	J1939Dcm_RequestIndication	44
8.4.2	J1939Dcm_RxIndication	46
8.4.3	J1939Dcm_TxConfirmation	46
8.4.4	J1939Dcm_StartOfReception	47
8.4.5	J1939Dcm_CopyRxData	49
8.4.6	J1939Dcm_TpRxIndication	49
8.4.7	J1939Dcm_CopyTxData	50
8.4.8	J1939Dcm_TpTxConfirmation	52
8.4.9	Call-back notifications from DEM	52
8.5	Scheduled functions	53
8.5.1	J1939Dcm_MainFunction	53
8.6	Expected Interfaces	53
8.6.1	Mandatory Interfaces	53
8.6.2	Optional Interfaces	54
8.6.3	Configurable interfaces	55
8.7	Service Interfaces	55
8.7.1	Client-Server-Interfaces	55

8.7.2	Implementation Data Types	56
8.7.3	Ports	56
9	Sequence diagrams	58
10	Configuration specification	59
10.1	How to read this chapter	59
10.2	Containers and configuration parameters	59
10.2.1	J1939Dcm	60
10.2.2	J1939DcmConfigSet	61
10.2.3	J1939DcmGeneral	62
10.2.4	J1939DcmChannel	65
10.2.5	J1939DcmNode	67
10.2.6	J1939DcmDiagnosticMessageSupport	71
10.2.7	J1939DcmRxPdu	73
10.2.8	J1939DcmTxPdu	74
10.2.9	J1939DcmProcessingConditions	75
10.2.10	J1939DcmModeCondition	76
10.2.11	J1939DcmModeRule	79
10.2.12	J1939DcmDspExternalSRDataElementClass	80
10.2.13	J1939DcmDataElementInstance	81
10.2.14	J1939DcmSubElementInDataElementInstance	81
10.2.15	J1939DcmSubElementInImplDataElementInstance	82
10.3	Published Information	83

1 Introduction and functional overview

This specification specifies the functionality, API and the configuration of the AUTOSAR Basic Software module J1939 Diagnostic Communication Manager.

1.1 Diagnostics according to SAE J1939

SAE J1939-73 defines the message structures and behavior of so-called 'Diagnostic messages' (DMs) which are used for diagnostic communication in J1939 networks.

Beside the communication when the vehicle is being repaired, it is also used during vehicle operation to report immediate diagnostic information into the vehicle like periodically broadcasting active DTCs to the instrument cluster to communicate to the driver status of the vehicle using different lamp status.

2 Acronyms and abbreviations

Abbreviation / Acronym:	Description:
ACKM	Acknowledgement Message, J1939 PGN 0E800 ₁₆
DEM	Diagnostic Event Manager
DET	Default Error Tracer
DM	Diagnostic messages
PGN	Parameter Group Number
SAE	Society of Automotive Engineers (in charge of J1939 specification)
SPN	Suspect Parameter Number

3 Related documentation

3.1 Input documents

- [1] List of Basic Software Modules
AUTOSAR_TR_BSWModuleList.pdf
- [2] Layered Software Architecture
AUTOSAR_EXP_LayeredSoftwareArchitecture.pdf
- [3] General Requirements on Basic Software Modules
AUTOSAR_SRS_BSWGeneral.pdf
- [4] General Specification for Basic Software Modules
AUTOSAR_SWS_BSWGeneral.pdf
- [5] Requirements on Diagnostic
AUTOSAR_SRS_Diagnostic.pdf
- [6] Specification of Communication Stack Types
AUTOSAR_SWS_CommunicationStackTypes.pdf
- [7] System Template
AUTOSAR_TPS_SystemTemplate.pdf
- [8] Specification of Diagnostic Event Manager
AUTOSAR_SWS_DiagnosticEventManager.pdf
- [9] Specification of PDU Router
AUTOSAR_SWS_PDURouter.pdf
- [10] Specification of Default Error Tracer
AUTOSAR_SWS_DefaultErrorTracer.pdf
- [11] Specification of a Request Manager for SAE J1939
AUTOSAR_SWS_SAEJ1939RequestManager.pdf
- [12] Specification of Network Management for SAE J1939
AUTOSAR_SWS_SAEJ1939NetworkManagement.pdf
- [13] Specification of BSW Scheduler
AUTOSAR_SWS_BSWScheduler.pdf
- [14] Specification of ECU Configuration
AUTOSAR_TPS_ECUConfiguration.pdf
- [15] Specification of Memory Mapping
AUTOSAR_SWS_MemoryMapping.pdf

[16] General Specification of Basic Software Modules
AUTOSAR_SWS_BSWGeneral.pdf

3.2 Related standards and norms

[17] J1939-73 FEB2010, Application Layer – Diagnostics

3.3 Related specification

AUTOSAR provides a General Specification on Basic Software modules [16] (SWS BSW General), which is also valid for SAE J1939 Transport Layer.

Thus, the specification SWS BSW General shall be considered as additional and required specification for SAE J1939 Diagnostic Communication Manager.

4 Constraints and assumptions

4.1 Limitations

The J1939 Diagnostic Communication Manager implements only a subset of 'Diagnostic messages' as defined in Table 1: Supported DMx messages.

The DM13 does not support "Suspend Signal" "Suspend Duration".

NACK is not provided for received DMx messages that are not supported or not configured. This restriction mainly affects handling of DM07 and DM13.

4.2 Applicability to car domains

J1939 is developed by the SAE as a standard for heavy duty on-highway, farming, and construction vehicles. It is not applicable to passenger cars or light trucks. The J1939 Diagnostic Communication Manager will only be used in heavy duty on-highway vehicles, because other domains are currently excluded by AUTOSAR.

5 Dependencies to other modules

The J1939 Diagnostic Communication Manager (J1939Dcm) has interfaces towards the PDU Router (PduR, upper and lower), the J1939 Request Management module (J1939Rm), the Diagnostic Event Manager module (DEM) and the Default Error Tracer (DET).

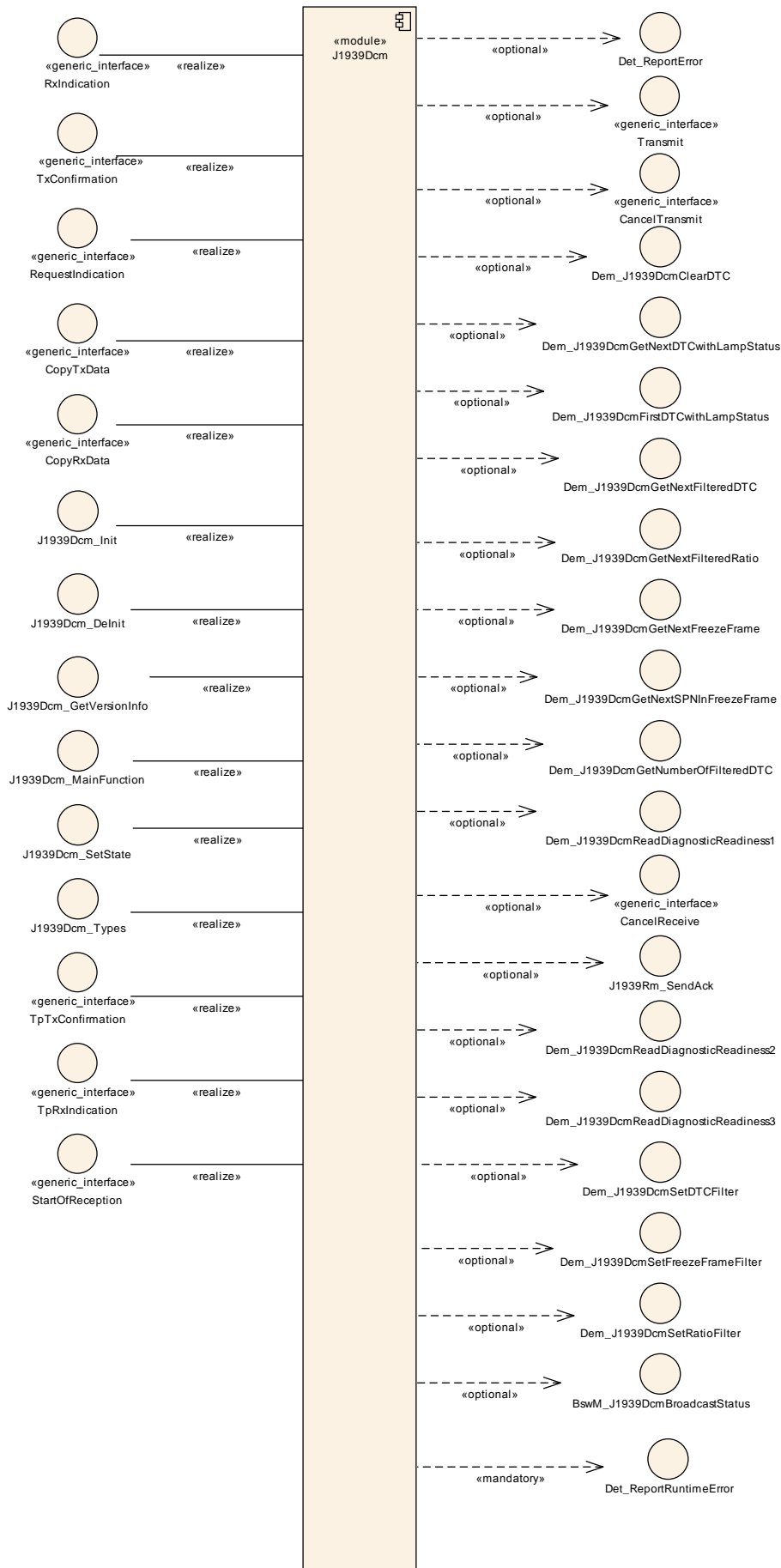


Figure 1: Module dependencies of the J1939Dcm module

The J1939 Diagnostic Communication Manager just includes header files of the PDU Router, the J1939 Request Manager, the DEM, the Default Error Tracer. The other interfaces are provided via generated header files.

5.1 File structure

5.1.1 Code file structure

For details, refer to the section 5.1.6 "Code file structure" of the SWS BSW General [4].

5.1.2 Header file structure

Besides the files defined in section 5.1.7 "Header file structure" of the SWS BSW General [4], the J1939 Diagnostic Communication Manager needs to include the files defined below.

[SWS_J1939Dcm_00086] The implementation header files shall include ComStack_Types.h.]()

[SWS_J1939Dcm_00109] The implementation source files shall include J1939Rm.h, which contains the callbacks functions of the J1939Rm module that are used by the J1939Dcm module.]()

The following picture shows the include hierarchy of the J1939 Diagnostic Communication Manager.

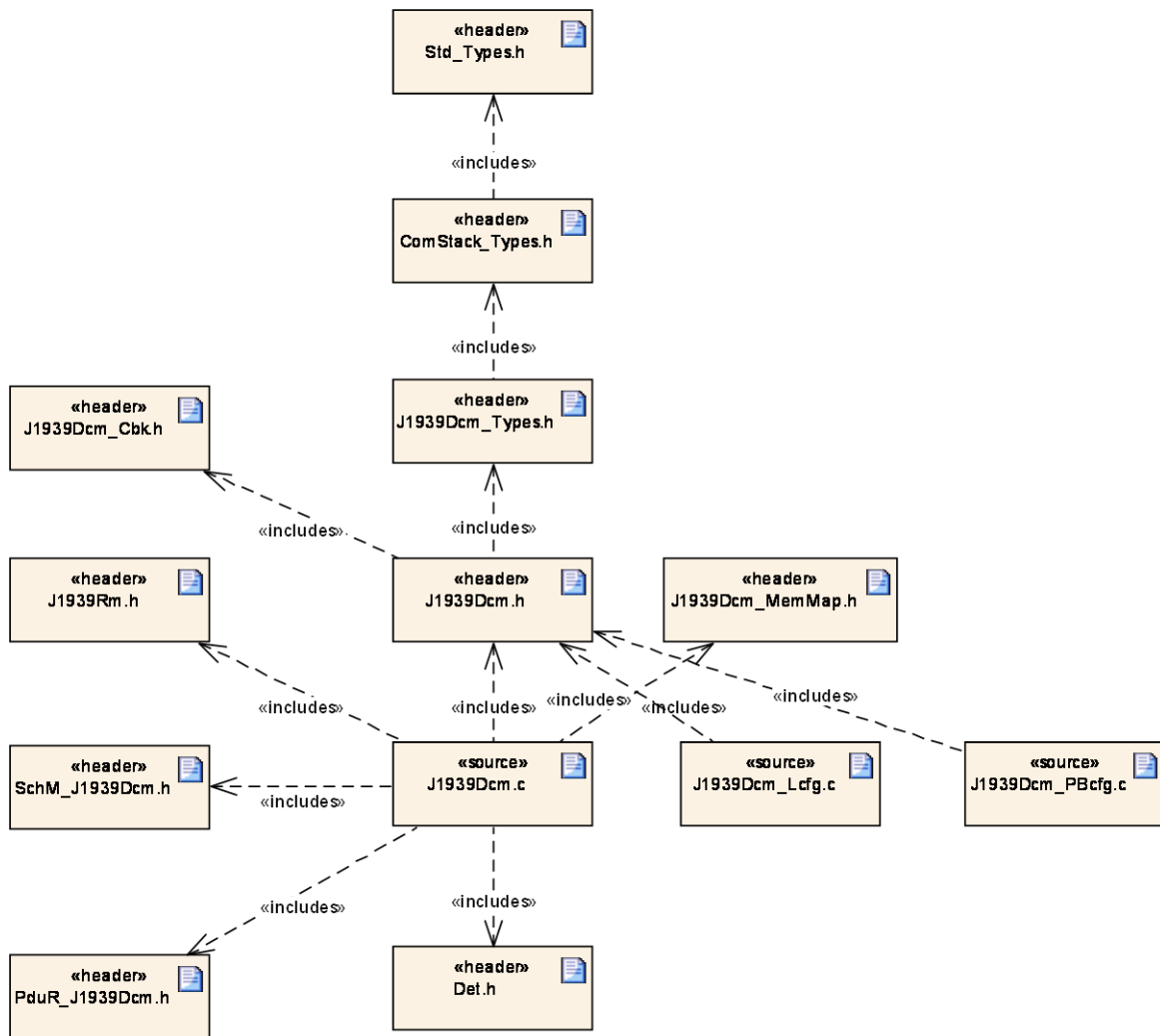


Figure 2: File structure of J1939Dcm

6 Requirements traceability

Requirement	Description	Satisfied by
SRS_Diag_04112	The DEM module shall support DTCs according to SAE J1939	SWS_J1939Dcm_00048, SWS_J1939Dcm_00049, SWS_J1939Dcm_00177, SWS_J1939Dcm_00178, SWS_J1939Dcm_00179, SWS_J1939Dcm_00180, SWS_J1939Dcm_00181, SWS_J1939Dcm_00182, SWS_J1939Dcm_00183, SWS_J1939Dcm_00184
SRS_Diag_04113	Support a set of SAE J1939 DM-messages	SWS_J1939Dcm_00197

7 Functional specification

This chapter defines the behavior of the J1939 Diagnostic Communication Manager. The API of the module is defined in chapter 8, while the configuration is defined in chapter 10.

7.1 Overview

The J1939 Diagnostic Communication Manager is responsible to process the diagnostic request messages and the sending of the appropriate response ACKM PGs.

7.1.1 Supported diagnostic messages

The following table defines the supported DMx messages.

Name	PGN (Hexadecimal)	Size	Received	Transmitted	Description
DM01	FECA	Var.	-	Cyclic 1s	Active Diagnostic Trouble Codes
DM02	FECB	Var.	-	On Request	Previously Active Diagnostic Trouble Codes
DM03	FECC	-	-	On Request	Diagnostic Data Clear/Reset for Previously Active DTCs
DM04	FECD	Var.	-	On Request	Freeze Frame Parameters
DM05	FECE	8	-	On Request	Diagnostic Readiness 1
DM06	FECF	Var.	-	On Request	Emission Related Pending DTCs
DM11	FED3	-	-	On Request	Diagnostic Data Clear/Reset for Active DTCs
DM12	FED4	Var.	-	On Request	Emissions Related Active DTCs
DM13	DF00	8	X	-	Stop Start Broadcast
DM19	D300	Var.	-	On Request	Calibration Information
DM20	C200	Var.	-	On Request	Monitor Performance Ratio SAE J1939-73 Revised SEP2006
DM21	C100	8	-	On Request	Diagnostic Readiness 2
DM23	FDB5	Var.	-	On Request	Previously Active Emission Related Faults
DM24	FDB6	8	-	On Request	SPN Support
DM25	FDB7	Var.	-	On Request	Expanded Freeze Frame

DM26	FDB8	Var.	-	On Request	Diagnostic Readiness 3
DM28	FD80	Var.	-	On Request	Permanent DTCs
DM29	9E00	8	-	On Request	Regulated DTC Counts (Pending, Permanent, MIL-On, PMIL-On)
DM31	A300	Var.	-	On Request	DTC to Lamp Association
DM35	9F00	Var.	-	On Request	Immediate Fault Status
DM53	FCD1	Var.	-	On Request	Active Service Only DTCs
DM54	FCD2	Var.	-	On Request	Previously Active Service Only DTCs
DM55	FCD3	Var.	-	On Request	Diagnostic Data Clear/Reset for All Service Only DTCs

Table 1: Supported DMx messages

[SWS_J1939Dcm_00193] DMx message with variable size are exchanged with the J1939Tp, using the TP API (PduR_J1939DcmTransmit, J1939Dcm_CopyTxData, J1939Dcm_TpTxConfirmation for transmission and J1939Dcm_StartOfReception, J1939Dcm_CopyRxData, J1939Dcm_TpRxIndication for reception). DMx message with a fixed size of 8 bytes are exchanged with the CanIf, using the IF API (PduR_J1939DcmTransmit, J1939Dcm_TxConfirmation for transmission and J1939Dcm_RxIndication for reception).] ()

7.2 Module Handling

This section contains description of auxiliary functionality of the J1939 Diagnostic Communication Manager.

7.2.1 Initialization

The J1939 Diagnostic Communication Manager is initialized via J1939Dcm_Init, and de-initialized via J1939Dcm_Delnit. Except for J1939Dcm_GetVersionInfo and J1939Dcm_Init, the API functions of the J1939 Diagnostic Communication Manager may only be called when the module has been properly initialized.

[SWS_J1939Dcm_00002] A call to J1939Dcm_Init initializes all internal variables and sets the J1939 Diagnostic Communication Manager to the initialized state.] ()

[SWS_J1939Dcm_00003] A call to J1939Dcm_Delnit sets the J1939 Diagnostic Communication Manager back to the uninitialized state.] ()

[SWS_J1939Dcm_00004] When DET reporting is enabled (see J1939DcmDevErrorDetect), the J1939 Diagnostic Communication Manager shall call Det_ReportError with the error code 1939DCM_E_UNINIT when any API other than J1939Dcm_GetVersionInfo or J1939Dcm_Init is called in uninitialized state.] ()

[SWS_J1939Dcm_00005] When J1939Dcm_Init is called in initialized state, the J1939 Diagnostic Communication Manager shall not re-initialize its internal variables.

It shall instead call Det_ReportError with the error code J1939DCM_E_REINIT if DET reporting is enabled (see J1939DcmDevErrorDetect).] ()

7.3 Message processing

7.3.1 Reception of Requests

The J1939 Diagnostic Communication Manager receives most requests for the DMx PGs (DM01 to DM52) via J1939Dcm_RequestIndication from the J1939 Request Manager. Exceptions are the command messages (marked in “received” column in Table 1: Supported DMx messages).

[SWS_J1939Dcm_00091] The configured DMx messages in J1939Dcm shall match the *J1939RmUserPGN* configured for *J1939RmUserType* J1939RM_USER_J1939DCM in J1939Rm.] ()

[SWS_J1939Dcm_00006] If the configuration parameter J1939DcmDevErrorDetect **[ECUC_J1939Dcm_00003 :]** is enabled, the function J1939Dcm_RequestIndication shall check if the requestedPgn parameter address a configured DMx message (J1939DcmDiagnosticMessageSupport and the corresponding PGN could be found in table 1 column “PGN (Hexadecimal)”). In case of an error, the function J1939Dcm_RequestIndication shall return without any effect and shall report the error to the Default Error Tracer with the error code J1939DCM_E_INVALID_PGN.] ()

[SWS_J1939Dcm_00007] When J1939Dcm_RequestIndication is called and the requested diagnostic message is supported (configured via DMx specific configuration switch in container *J1939DcmDiagnosticMessageSupport*); the J1939 Diagnostic Communication Manager shall, except for DM01 message (see 7.7.1 for DM01 handling), lock the common buffer (of **[SWS_J1939Dcm_00115]**) and start to process it with next execution of J1939Dcm_MainFunction.] ()

Note: a NACK by J1939Dcm_RequestIndication will not be called because the J1939Rm will send the NACK for not supported DMx messages due to **[SWS_J1939Dcm_00091]**.

[SWS_J1939DCM_00173] If the newly received Diagnostic Message is not allowed in the current mode condition (according to the configuration parameter J1939DcmDiagnosticMessageModeRuleRef), the J1939Dcm shall ignore the current request.] ()

[SWS_J1939Dcm_00115] The J1939Dcm shall provide a buffer in size of *J1939DcmCommonBufferSize* for the common DMx message processing including a semaphore to lock the buffer to prevent a multiple usage of this buffer.] ()

[SWS_J1939Dcm_00008] When J1939Dcm_RequestIndication is called and any other diagnostic message (apart from DM01) is currently processed, the J1939 Diagnostic Communication Manager shall call J1939Rm_SendAck with parameters 'ackCode' set to J1939RM_ACK_CANNOT_RESPOND to send a negative acknowledgement (considering **[SWS_J1939Dcm_00113]**).] ()

J1939 diagnostic do not require positive or negative acknowledgement after request to the global address

[SWS_J1939Dcm_00113] When J1939Dcm_RequestIndication is called with destination address (destAddress) is set to the global address (0xff), the J1939Dcm shall not call J1939Rm_SendAck to send an acknowledgement.] ()

7.3.2 Failed message transmission

[SWS_J1939Dcm_00197] When PduR_J1939DcmTransmit returns anything but E_OK, or when J1939Dcm_TpTxConfirmation or J1939Dcm_TxConfirmation reports E_NOT_OK, the J1939Dcm shall retry the failed transmission from the next main function.] (SRS_Diag_04113)

7.3.3 Termination of message

[SWS_J1939Dcm_00009] For messages sent via TP (Size in Table is variable), the transmission is terminated when J1939Dcm_TpTxConfirmation is called after transmission of a requested message which has been accepted and processed according to **[SWS_J1939Dcm_00007]**, the J1939 Diagnostic Communication Manager shall then release the buffer of **[SWS_J1939Dcm_00115]**.] ()

[SWS_J1939Dcm_00164] For messages sent via IF (Size in Table is 8), the transmission is terminated when J1939Dcm_TxConfirmation is called after transmission of a requested message which has been accepted and processed according to **[SWS_J1939Dcm_00007]**. The J1939 Diagnostic Communication Manager shall then release the buffer of **[SWS_J1939Dcm_00115]**.] ()

7.3.4 Handling of Meta Data

[SWS_J1939Dcm_00194] Meta data items of type CAN_ID_32 contain the source address in the fourth (least significant) byte.] ()

[SWS_J1939Dcm_00195] Meta data items of type CAN_ID_32 contain the destination address in the third byte.] ()

[SWS_J1939Dcm_00196] Meta data items of type CAN_ID_32 contain the priority in the bits 2-4 of the first (most significant) byte, where bit 0 is the least significant bit of a byte.] ()

7.4 Communication State Handling

In general, diagnostics is only active and available when the ECU is online (see [12] for details). The J1939 Diagnostic Communication Manager provides an API that is used by the BSW Mode Manager (BswM) to notify the J1939 communication state.

[SWS_J1939Dcm_00125][During initialization via J1939Dcm_Init, the J1939 Diagnostic Communication Manager assumes the offline state.]()

[SWS_J1939Dcm_00126][A call to J1939Dcm_SetState sets the J1939 Diagnostic Communication Manager to online or offline state.]()

[SWS_J1939Dcm_00127][In the offline state, the J1939 Diagnostic Communication Manager shall not progress any periodic messages.]()

Note: The J1939Rm does not forward mode any request message to J1939Dcm when it assumes J1939RM_STATE_OFFLINE.

7.5 Mode dependent request execution

The execution of a request can be limited depending on mode condition. This enables the J1939Dcm to formalize environmental checks.

[SWS_J1939DCM_00168] [The J1939DcmModeRule shall evaluate all referenced J1939DcmModeConditions and/or nested J1939DcmModeRules either by a logical AND in case J1939DcmLogicalOperator is set to J1939DCM_AND or by a logical OR in case the J1939DcmLogicalOperator is set to J1939DCM_OR. In case only a single J1939DcmModeCondition or J1939DcmModeRule is referenced the J1939DcmLogicalOperator shall not be present and therefore not be used.]()

[SWS_J1939Dcm_CONSTR_6201] [J1939DcmModeCondition shall have either a J1939DcmBswModeRef or a J1939DcmSwcModeRef or a J1939DcmSwcSRDataElementRef as external reference.]()

[SWS_J1939DCM_00169][The J1939DcmSwcModeRef and J1939DcmBswModeRef of J1939DcmModeConditions shall evaluate if the referenced Mode-Declaration is set in case of J1939DcmConditionType is set to J1939DCM_EQUALS or is not set in case of J1939DcmConditionType is set to J1939DCM_EQUALS_NOT.]()

[SWS_J1939DCM_00170] [The J1939DcmSwcSRDataElementRef of J1939DcmModeCondition shall be evaluated if the referenced data element (by J1939DcmExternalSRDataElementClass):

- is equal to the value represented by the reference J1939DcmSwcSRDataElementValueRef in case of J1939DcmConditionType is set to J1939DCM_EQUALS
- is unequal to the value represented by the reference J1939DcmSwcSRDataElementValueRef in case of J1939DcmConditionType is set to J1939DCM_EQUALS_NOT

- is greater than the value represented by the reference J1939DcmSwcSRDataElementValueRef in case of J1939DcmConditionType is set to J1939DCM_GREATER_THAN
- is greater or equal than the value represented by the reference J1939DcmSwcSRDataElementValueRef in case of J1939DcmConditionType is set to J1939DCM_GREATER_OR_EQUAL
- is less than the value represented by the reference J1939DcmSwcSRDataElementValueRef in case of J1939DcmConditionType is set to J1939DCM_LESS_THAN
- is less or equal than the value represented by the reference J1939DcmSwcSRDataElementValueRef in case of J1939DcmConditionType is set to J1939DCM_LESS_OR_EQUAL.]()

[SWS_J1939Dcm_CONSTR_6202] [The values J1939DCM_GREATER_THAN, J1939DCM_GREATER_OR_EQUAL, J1939DCM_LESS_OR_EQUAL and J1939DCM_LESS_THAN shall not be used with a Mode reference (J1939DcmBswModeRef or J1939DcmSwcModeRef).]()

Note: The current mode of the referenced ModeDeclarationGroupPrototypes could be read by either the API SchM_Mode (in case of J1939DcmBswModeRef) or by the API Rte_Mode (in case of J1939DcmSwcModeRef).

[SWS_J1939DCM_00171] [In case multiple J1939DcmModeConditions are referenced within a J1939DcmModeRule they shall be evaluated in order of the index attributes of the EcucReferenceValues for J1939DcmArgumentRef.]()

[SWS_J1939DCM_00172] [The J1939Dcm shall create for commonly used ModeDeclarationGroupPrototype of each J1939DcmSwcModeRef of J1939DcmModeConditions a required mode switch port referencing this ModeDeclarationGroupPrototype. The name pattern of this port prototype shall be J1939DcmModeUser_<ModeDeclarationGroupPrototype>" in case the ModeDeclarationGroupPrototype short name is unique. Otherwise, the name pattern is implementation specific, except the required prefix "J1939DcmModeUser_".]()

Note: ModeDeclarationGroupPrototypes are not necessarily unique, wherefore the exception is required to avoid name clashes in the J1939Dcm Service-SWC.

7.6 J1939Dcm – DEM interaction

Many diagnostic messages report DTC information from Diagnostic Event Manger. Most of these messages are structured identically, wherefore the same API sequences are used.

[SWS_J1939Dcm_00133] [The J1939Dcm shall ensure that access to the DEM is strictly serialized, i.e. that only one DEM sequence is executed in parallel.] ()

Note: This is implicitly achieved by locking the global buffer (see **[SWS_J1939Dcm_00007]**) for all diagnostic messages apart from DM01 and DM03.

Thus, the implementation must take care that DM01 and DM03 execution does not start while the global buffer is locked, and vice versa.

7.6.1 DTC status

Diagnostic message	DTCStatusFilter		
	Parameter	DTCKind	DTCOrigin
DM01 Active Diagnostic Trouble Codes	DEM_J1939DTC_ACTIVE	DEM_DTC_KIND_ALL_DTCS	DEM_DTC_ORIGIN_PRIMARY_MEMORY
DM02 Previously Active Diagnostic Trouble Codes	DEM_J1939DTC_PREVIOUSLY_ACTIVE	DEM_DTC_KIND_ALL_DTCS	DEM_DTC_ORIGIN_PRIMARY_MEMORY
DM06 Emission Related Pending DTCs	DEM_J1939DTC_PENDING	DEM_DTC_KIND_EMISSION_REL_DTCS	DEM_DTC_ORIGIN_PRIMARY_MEMORY
DM12 Emissions Related Active DTCs	DEM_J1939DTC_ACTIVE	DEM_DTC_KIND_EMISSION_REL_DTCS	DEM_DTC_ORIGIN_PRIMARY_MEMORY
DM23 Previously Active Emission Related Faults	DEM_J1939DTC_PREVIOUSLY_ACTIVE	DEM_DTC_KIND_EMISSION_REL_DTCS	DEM_DTC_ORIGIN_PRIMARY_MEMORY
DM28 Permanent DTCs	DEM_J1939DTC_PERMANENT	DEM_DTC_KIND_EMISSION_REL_DTCS	DEM_DTC_ORIGIN_PRIMARY_MEMORY
DM35 Immediate Fault Status	DEM_J1939DTC_CURRENTLY_ACTIVE	DEM_DTC_KIND_ALL_DTCS	DEM_DTC_ORIGIN_PRIMARY_MEMORY
DM53 Active Service Only DTCs	DEM_J1939DTC_ACTIVE	DEM_DTC_KIND_ALL_DTCS	Origin definition from J1939DcmServiceOnlyDTCsMemoryDestinationRef
DM54 Previously Active Service Only DTCs	DEM_J1939DTC_PREVIOUSLY_ACTIVE	DEM_DTC_KIND_ALL_DTCS	Origin definition from J1939DcmServiceOnlyDTCsMemoryDestinationRef

Table 2: Filter criteria for diagnostic messages

[SWS_J1939Dcm_00010] On start of DTC status sequence, the J1939 Diagnostic Communication Manager shall call the Dem_J1939DcmSetDTCTFilter with the parameters ‘DTCStatusFilter’ and ‘DTCKind’ defined by the DMx message that triggered the sequence, as well as the assigned ‘DemClient’ of the requested node.] ()

[SWS_J1939Dcm_00011] In case the Dem_J1939DcmSetRatioFilter, Dem_J1939DcmSetDTCTFilter or Dem_J1939DcmSetFreezeFrameFilter returns E_OK, the values in parameter ‘LampStatus’ shall be encoded into the response message layout according to SAE J1939-73.

The high byte is the Byte 1 in the response message. The low byte is the Byte 2 of the response message.

] ()

Note: The bit-structure of parameter ‘LampStatus’ is already structured according SAE J1939-73 by DEM module, wherefore no rearrangement is required by J1939Dcm.

[SWS_J1939Dcm_00012] In case the Dem_J1939DcmSetRatioFilter, Dem_J1939DcmSetDTCTFilter or Dem_J1939DcmSetFreezeFrameFilter returns E_NOT_OK, the J1939 Diagnostic Communication Manager shall call J1939Rm_SendAck with parameters ‘ackCode’ set to J1939RM_ACK_NEGATIVE to

send a negative acknowledgement (NACK) (considering [SWS_J1939Dcm_00113]).] ()

The J1939 Diagnostic Communication Manager shall continue the sequence by subsequent calling the Dem_J1939DcmGetNextFilteredDTC, till the return value Dem_ReturnGetNextFilteredElementType is set to 'DEM_FILTERED_NO_MATCHING_ELEMENT'.

The calls may be distributed over several calls of J1939Dcm_MainFunction.

[SWS_J1939Dcm_00014] If the return value Dem_ReturnGetNextFilteredElementType is set to DEM_FILTERED_OK, the parameter 'J1939DTC' and 'OccurrenceCounter' shall be copied to the response message defined by the DMx message that triggered the sequence.] ()

[SWS_J1939Dcm_00015] The J1939 Diagnostic Communication Manager shall continue the sequence by subsequent calling the Dem_J1939DcmGetNextFilteredDTC, except the maximum sequence counter threshold per MainFunction is reached (see *J1939DcmMaxDTCsPerMainFunction*) or the return value Dem_ReturnGetNextFilteredElementType is set to 'DEM_FILTERED_PENDING'. In this case, the execution is postponed to the next J1939Dcm_MainFunction call.] ()

[SWS_J1939Dcm_00016] If the return value Dem_ReturnGetNextFilteredElementType is set to 'DEM_FILTERED_NO_MATCHING_ELEMENT' the J1939 Diagnostic Communication Manager shall call PduR_J1939DcmTransmit with the PduId of the requested message and set the destination address (via MetaData) according to the source address of the request, or to 0xFF when the destination of the request was 0xFF, or to 0xFF (broadcast) for spontaneous DM1 messages.] ()

Note: In case the same DTC needs to be reported from different nodes, each node would require its own EventId.

7.6.2 FreezeFrame

[SWS_J1939Dcm_00017] On start of FreezeFrame sequence, the J1939 Diagnostic Communication Manager shall call the Dem_J1939DcmSetFreezeFrameFilter with the parameters 'FreezeFrameKind' defined by the DMx message that triggered the sequence, as well as the assigned 'DemClient' of the requested 'node'.] ()

[SWS_J1939Dcm_00018] In case the Dem_J1939DcmSetRatioFilter, Dem_J1939DcmSetDTCFilter or Dem_J1939DcmSetFreezeFrameFilter returns E_NOT_OK, the J1939 Diagnostic Communication Manager shall call J1939Rm_SendAck with parameters 'ackCode' set to J1939RM_ACK_NEGATIVE to send a negative acknowledgement (NACK) (considering [SWS_J1939Dcm_00113]).] ()

7.6.2.1 'FreezeFrameKind' is set to 'DEM_J1939DCM_FREEZEFRAME' or 'DEM_J1939DCM_EXPANDED_FREEZEFRAME'

This FreezeFrameKind is used by DM04 and DM25

In case the Dem_J1939DcmSetRatioFilter, Dem_J1939DcmSetDTCFilter or Dem_J1939DcmSetFreezeFrameFilter returns E_OK and the 'FreezeFrameKind' is set to 'DEM_J1939DCM_FREEZEFRAME' or 'DEM_J1939DCM_EXPANDED_FREEZEFRAME', the J1939 Diagnostic Communication Manager shall continue the sequence by subsequent calling the Dem_J1939DcmGetNextFreezeFrame, till the return value Dem_ReturnGetNextFilteredElementType is set to 'DEM_FILTERED_NO_MATCHING_ELEMENT'.

The calls may spread over several calls of J1939Dcm_MainFunction.

[SWS_J1939Dcm_00020] If the return value Dem_ReturnGetNextFilteredElementType is set to DEM_FILTERED_OK and the 'FreezeFrameKind' is set to 'DEM_J1939DCM_FREEZEFRAME' or 'DEM_J1939DCM_EXPANDED_FREEZEFRAME', the parameter 'BufSize', 'DestBuffer', 'J1939DTC' and 'OccurrenceCounter' shall be encoded into the response message layout according to SAE J1939-73.] ()

[SWS_J1939Dcm_00021] The J1939 Diagnostic Communication Manager shall continue the sequence by subsequent calling the Dem_J1939DcmGetNextFreezeFrame, except the maximum sequence counter threshold per MainFunction is reached (see *J1939DcmMaxFreezeFramesPerMainFunction*) or the return value Dem_ReturnGetNextFilteredElementType is set to 'DEM_FILTERED_PENDING'.] ()

[SWS_J1939Dcm_00022] If the return value Dem_ReturnGetNextFilteredElementType is set to 'DEM_FILTERED_NO_MATCHING_ELEMENT' and the 'FreezeFrameKind' is set to 'DEM_J1939DCM_FREEZEFRAME' or 'DEM_J1939DCM_EXPANDED_FREEZEFRAME' the J1939 Diagnostic Communication Manager shall trigger PduR_J1939DcmTransmit with the PduId of the requested message and set the destination address (via MetaData) according to the source address of the request, or to 0xFF when the destination of the request was 0xFF.] ()

7.6.2.2 'FreezeFrameKind' is set to 'DEM_J1939DCM_SPNS_IN_EXPANDED_FREEZEFRAME'

This FreezeFrameKind is used by DM24

In case the Dem_J1939DcmSetRatioFilter, Dem_J1939DcmSetDTCFilter or Dem_J1939DcmSetFreezeFrameFilter returns E_OK and the 'FreezeFrameKind' is set to 'DEM_J1939DCM_SPNS_IN_EXPANDED_FREEZEFRAME', the J1939 Diagnostic Communication Manager shall continue the sequence by subsequent calling the Dem_J1939DcmGetNextSPNInFreezeFrame, till the return value

Dem_ReturnGetNextFilteredElementType is set to 'DEM_FILTERED_NO_MATCHING_ELEMENT'.

The calls may spread over several calls of J1939Dcm_MainFunction.

[SWS_J1939Dcm_00094] If the return value Dem_ReturnGetNextFilteredElementType is set to DEM_FILTERED_OK and the 'FreezeFrameKind' is set to 'DEM_J1939DCM_SPNS_IN_EXPANDED_FREEZEFRAME', the parameter 'SPNSupported' and 'SPNDataLength' shall be encoded into the response message layout according to SAE J1939-73 and the bit 1 'Supported in Expanded Freeze Frame' in 'SPN support type' shall be set to 1.] ()

[SWS_J1939Dcm_00095] In addition to **[SWS_J1939Dcm_00094]** the bit 2 'Supported in Data Stream' in 'SPN support type' shall be set to 1 in case the SPN is also contained in the list of configuration parameters J1939DcmSPNsInDataStream.] ()

[SWS_J1939Dcm_00096] If the return value Dem_ReturnGetNextFilteredElementType is set to 'DEM_FILTERED_NO_MATCHING_ELEMENT' and the 'FreezeFrameKind' is set to 'DEM_J1939DCM_SPNS_IN_EXPANDED_FREEZEFRAME' the J1939 Diagnostic Communication Manager shall add to the response message all SPNs which are only supported in J1939DcmSPNsInDataStream and not in the ExpandedFreezeFrame (returned by **[SWS_J1939Dcm_00094]**).

The bit 2 'Supported in Data Stream' in 'SPN support type' shall be set to 1 and the 'SPN Data Length' shall be set to 0x00.

Afterwards PduR_J1939DcmTransmit shall be triggered with the PduId of the requested message and set the destination address (via MetaData) according to the source address of the request, or to 0xFF when the destination of the request was 0xFF.] ()

[SWS_J1939Dcm_00165] [If the return value Dem_ReturnGetNextFilteredElementType is set to DEM_FILTERED_BUFFER_TOO_SMALL, the J1939Dcm shall report this error to the Default Error Tracer with the error code J1939DCM_E_BUFFER_TOO_SMALL, and shall call J1939Rm_SendAck with parameters 'ackCode' set to J1939RM_ACK_NEGATIVE to send a negative acknowledgement (NACK) (considering **[SWS_J1939Dcm_00113]**).] ()

7.6.3 Ratio

[SWS_J1939Dcm_00023] On start of Ratio sequence, the J1939 Diagnostic Communication Manager shall call the Dem_J1939DcmSetRatioFilter with the assigned 'DemClient' of the requested 'node'.] ()

[SWS_J1939Dcm_00024] In case the Dem_J1939DcmSetRatioFilter, Dem_J1939DcmSetDTCTFilter or Dem_J1939DcmSetFreezeFrameFilter returns E_OK, the values in parameter 'Ignition_Cycle_Counter' and

'OBD_Monitoring_Conditions_Encountered' shall be encoded into the response message layout according to SAE J1939-73.] ()

[SWS_J1939Dcm_00025] In case the Dem_J1939DcmSetRatioFilter, Dem_J1939DcmSetDTCTFilter or Dem_J1939DcmSetFreezeFrameFilter returns E_NOT_OK, the J1939 Diagnostic Communication Manager shall call J1939Rm_SendAck with parameters 'ackCode' set to J1939RM_ACK_NEGATIVE to send a negative acknowledgement (NACK) (considering **[SWS_J1939Dcm_00113]**).] ()

The J1939 Diagnostic Communication Manager shall continue the sequence by subsequent calling the Dem_J1939DcmGetNextFilteredRatio, till the return value Dem_ReturnGetNextFilteredElementType is set to 'DEM_FILTERED_NO_MATCHING_ELEMENT'.

The calls may spread over several calls of J1939Dcm_MainFunction.

[SWS_J1939Dcm_00027] If the return value Dem_ReturnGetNextFilteredElementType is set to DEM_FILTERED_OK, the parameter 'SPN', 'Numerator' and 'Denominator' shall be copied to the response message defined by the DMx message that triggered the sequence.] ()

[SWS_J1939Dcm_00028] The J1939 Diagnostic Communication Manager shall continue the sequence by subsequent calling the Dem_J1939DcmGetNextFilteredRatio, except the maximum sequence counter threshold per MainFunction is reached (see *J1939DcmMaxRatiosPerMainFunction*) or the return value Dem_ReturnGetNextFilteredElementType is set to 'DEM_FILTERED_PENDING'.] ()

[SWS_J1939Dcm_00029] If the return value Dem_ReturnGetNextFilteredElementType is set to 'DEM_FILTERED_NO_MATCHING_ELEMENT' the J1939 Diagnostic Communication Manager shall call PduR_J1939DcmTransmit with the PduId of the requested message and set the destination address (via MetaData) according to the source address of the request, or to 0xFF when the destination of the request was 0xFF.] ()

7.6.4 Service Only DTCs

J1939 has the concept of 'Service only DTCs'. These DTCs are considered to be stored in any of the user defined fault memories of the Dem (Dem_DTCTOriginType with DEM_DTC_ORIGIN_USERDEFINED_MEMORY_XX). All other DTCs are considered to be stored in the primary fault memory (Dem_DTCTOriginType with DEM_DTC_ORIGIN_PRIMARY_MEMORY).

[SWS_J1939Dcm_00177] While processing DM53, DM54 or DM55, the SAEJ1939Dcm shall call the Dem APIs Dem_J1939DcmClearDTC and J1939DcmSetDTCTFilter with a Dem_DTCTOriginType of the value defined in J1939DcmServiceOnlyDTCsMemoryDestinationRef.] (SRS_Diag_04112)

J1939 Dcm/Dem interaction in the J1939Dcm:

The J1939DcmServiceOnlyDTCsMemoryDestinationRef shall reference an event memory assigned to the DemEventMemorySet of the current J1939DcmDemClientRef.

7.7 Diagnostic messages

7.7.1 Diagnostic message 1 (DM01)

The DM01 is used to broadcast periodically and on change the active DTCs and the summarized lamp status of this ECU.

[SWS_J1939Dcm_00030] On reception of request for DM01 (call of J1939Dcm_RequestIndication with parameter requestedPgn set according Table column “PGN (Hexadecimal)”) the J1939 Diagnostic Communication Manager shall lock the dedicated DM01 buffer and use the common sequence of chapter 7.6.1 ‘DTC status’ with the parameters ‘DTCStatusFilter’ and ‘DTCKind’ according to Table 2.] ()

7.7.1.1 Periodic collection and transmission of DM01 message

[SWS_J1939Dcm_00031] The J1939 Diagnostic Communication Manager shall lock the dedicated DM01 buffer, collect all active DTCs and the summarized lamp status in this buffer, and transmit the DM01 message with a period of 1s as defined by **[SWS_J1939Dcm_00033]**, **[SWS_J1939Dcm_00032]**, **[SWS_J1939Dcm_00114]** and **[SWS_J1939Dcm_00034]**.] ()

[SWS_J1939Dcm_00114] The J1939Dcm shall provide a buffer in size of *J1939DcmDM01BufferSize* for the parallel DM01 processing to support **[SWS_J1939Dcm_00031]**.] ()

[SWS_J1939Dcm_00032] When DEM calls J1939Dcm_DemTriggerOnDTCStatus, the DM01 message shall be transmitted (additionally to the regular periodic transmission) for the corresponding ‘node’ of the reported ‘DemClient’ for all configured channels, except J1939Dcm_DemTriggerOnDTCStatus for the same DTC is triggered more than once per second. The separate DM01 buffer shall be used.] ()

Note: The exception prevents a too high busload.

[SWS_J1939Dcm_00033] The DM01 shall use for all configured DM1 messages (J1939DcmDmxSupport == J1939DCM_DM01_SUPPORT) on all nodes (J1939DcmNode) and on all channels (J1939DcmDiagnosticMessageSupportChannelRef) the common sequence of chapter 7.6.1 ‘DTC status’ with the parameters ‘DTCStatusFilter’ and ‘DTCKind’ according to Table 2.] ()

Note: The periodic DM1 messages is broadcasted on all configured networks for all configured nodes. Example: Node_A will transmit periodically DTC_A and DTC_B on channel_1 and channel_2, but node_B will only transmit DTC_C on channel_2. The requested DM1 message is only transmitted on the requested channel for the requested node.

[SWS_J1939Dcm_00034] The return values 'J1939DTC' and 'OccurrenceCounter' shall be encoded into the DM01 layout according to SAE J1939-73.] ()

To enable the ECU to use BAM for anything else than cyclic DM01 transmission, the maximum number of DTCs shall be restricted. 20 DTCs require about 2/3 of the available bandwidth of BAM.

[SWS_J1939Dcm_00116] After transmission of configured DTCs in parameter J1939DcmDM01MaxDTCs [**ECUC_J1939Dcm_00050** :] the transmission shall be stopped.] ()

Note: The transmit request to PduR is covered by the common sequence

7.7.2 Diagnostic message 2 (DM02)

The DM02 message reports previously active DTCs.

[SWS_J1939Dcm_00035] On reception of request for DM02 (call of J1939Dcm_RequestIndication with parameter requestedPgn set according Table column "PGN (Hexadecimal)") the J1939 Diagnostic Communication Manager shall use the common sequence of chapter 7.6.1 'DTC status' with the parameters 'DTCStatusFilter' and 'DTCKind' according to table Table 2] ()

[SWS_J1939Dcm_00036] The return values 'J1939DTC' and 'OccurrenceCounter' shall be encoded into the DM02 layout according to SAE J1939-73.] ()

7.7.3 Diagnostic message 3 (DM03)

The DM03 message clears previously active DTCs

[SWS_J1939Dcm_00037] On reception of request for DM03 (call of J1939Dcm_RequestIndication with parameter requestedPgn set according Table column "PGN (Hexadecimal)") the J1939 Diagnostic Communication Manager shall trigger Dem_J1939DcmClearDTC with parameter DTCTypeFilter set to DEM_J1939DTC_CLEAR_PREVIOUSLY_ACTIVE.] ()

[SWS_J1939Dcm_00038] If the return value of the function Dem_J1939DcmClearDTC is set to DEM_PENDING, the J1939 Diagnostic Communication Manager shall retrigger Dem_J1939DcmClearDTC (with parameter DTCTypeFilter set to DEM_J1939DTC_CLEAR_PREVIOUSLY_ACTIVE) in the next call of J1939Dcm_MainFunction.] ()

[SWS_J1939Dcm_00039] If the return value of the function Dem_J1939DcmClearDTC is set to E_OK, the J1939 Diagnostic Communication Manager shall send a positive acknowledgement (PACK) by J1939Rm_SendAck with parameters 'ackCode' set to J1939RM_ACK_POSITIVE.] ()

[SWS_J1939Dcm_00040] If return value Std_ReturnType is other than E_OK or DEM_PENDING, the J1939 Diagnostic Communication Manager shall send a negative acknowledgement (NACK) by J1939Rm_SendAck with parameters 'ackCode' set to J1939RM_ACK_NEGATIVE.] ()

Note: In case the destination address of the request was broadcast (0xFF), no acknowledgement shall be send according to SAE J1939-73 (refer **[SWS_J1939Dcm_00113]**).

7.7.4 Diagnostic message 4 (DM04)

The DM04 message reports the stored FreezeFrame(s).

[SWS_J1939Dcm_00041] On reception of request for DM04 (call of J1939Dcm_RequestIndication with parameter requestedPgn set according Table column "PGN (Hexadecimal)") the J1939 Diagnostic Communication Manager shall use the common sequence of chapter "7.6.2 FreezeFrame" with the parameters 'FreezeFrameKind' set to 'DEM_J1939DCM_FREEZEFRAME'.] ()

7.7.5 Diagnostic message 5 (DM05)

The DM05 message reports the diagnostic readiness.

[SWS_J1939Dcm_00042] On reception of request for DM05 (call of J1939Dcm_RequestIndication with parameter requestedPgn set according Table column "PGN (Hexadecimal)") the J1939 Diagnostic Communication Manager shall call Dem_J1939DcmReadDiagnosticReadiness1 with the assigned 'DemClient' of the requested 'node' latest on next J1939Dcm_MainFunction.] ()

[SWS_J1939Dcm_00043] If the return value of Dem_J1939DcmReadDiagnosticReadiness1 is E_OK, the return parameter 'DataValue' shall be encoded into the DM05 layout according to SAE J1939-73. Afterwards PduR_J1939DcmTransmit with the PduId of the requested message shall be called with the destination address (via MetaData) set according to the source address of the request, or to 0xFF when the destination of the request was 0xFF.] ()

[SWS_J1939Dcm_00045] If the return value of Dem_J1939DcmReadDiagnosticReadiness1 is unequal E_OK, the J1939 Diagnostic Communication Manager shall call J1939Rm_SendAck with parameters 'ackCode' set to J1939RM_ACK_NEGATIVE to send a negative acknowledgement (NACK) (considering **[SWS_J1939Dcm_00113]**).] ()

7.7.6 Diagnostic message 6 (DM06)

The DM06 message reports OBD-relevant pending DTCs.

[SWS_J1939Dcm_00046] On reception of request for DM06 (call of J1939Dcm_RequestIndication with parameter requestedPgn set according Table column "PGN (Hexadecimal)") the J1939 Diagnostic Communication Manager shall use the common sequence of chapter 7.6.1 'DTC status' with the parameters 'DTCStatusFilter' and 'DTCKind' according to Table 2.] ()

[SWS_J1939Dcm_00047] The return values 'J1939DTC' and 'OccurrenceCounter' shall be encoded into the DM06 layout according to SAE J1939-73.] ()

7.7.7 Diagnostic message 11 (DM11)

The DM11 message should at least clear all applicable diagnostic data pertaining to active DTCs (further affected diagnostic data refer SAE J1939-73).

[SWS_J1939Dcm_00048] On reception of request for DM11 (call of J1939Dcm_RequestIndication with parameter requestedPgn set according Table 1 column "PGN (Hexadecimal)") the J1939 Diagnostic Communication Manager shall trigger Dem_J1939DcmClearDTC with parameter DTCTypeFilter set to 'DEM_J1939DTC_CLEAR_ACTIVE'.] (SRS_Diag_04112)

[SWS_J1939Dcm_00049] If return value of the function Dem_J1939DcmClearDTC is set to DEM_PENDING, the J1939 Diagnostic Communication Manager shall retrigger Dem_J1939DcmClearDTC (with parameter DTCTypeFilter set to 'DEM_J1939DTC_CLEAR_ACTIVE') in the next call of J1939Dcm_MainFunction.] (SRS_Diag_04112)

[SWS_J1939Dcm_00050] If the return value of the function Dem_J1939DcmClearDTC is set to E_OK, the J1939 Diagnostic Communication Manager shall send a positive acknowledgement (PACK) by J1939Rm_SendAck with parameters 'ackCode' set to J1939RM_ACK_POSITIVE.] ()

[SWS_J1939Dcm_00051] If return value of the function Dem_J1939DcmClearDTC is other than E_OK, the J1939 Diagnostic Communication Manager shall send a negative acknowledgement (NACK) by J1939Rm_SendAck with parameters 'ackCode' set to J1939RM_ACK_NEGATIVE.] ()

Note: In case the destination address of the request was broadcast (0xFF), no acknowledgement shall be sent according to SAE J1939-73 (refer **[SWS_J1939Dcm_00113]**).

7.7.8 Diagnostic message 12 (DM12)

The DM12 message reports OBD-relevant active DTCs.

[SWS_J1939Dcm_00052] On reception of request for DM12 (call of J1939Dcm_RequestIndication with parameter requestedPgn set according Table column “PGN (Hexadecimal)”) the J1939 Diagnostic Communication Manager shall use the common sequence of chapter 7.6.1 ‘DTC status’ with the parameters ‘DTCStatusFilter’ and ‘DTCKind’ according to Table 2.] ()

[SWS_J1939Dcm_00053] The return values ‘J1939DTC’ and ‘OccurrenceCounter’ shall be encoded into the DM12 layout according to SAE J1939-73.] ()

7.7.9 Diagnostic message 13 (DM13)

The DM13 message stops and starts the broadcast of messages to certain networks.

The following networks are available: (see also J1939DcmBusType)

1. J1587
2. J1922
3. J1939 Network #1, Primary vehicle network
4. J1939 Network #2
5. ISO 9141
6. J1850
7. Other, Manufacture Specified Port
8. SAE J1939 Network #3
9. Proprietary Network #1
10. Proprietary Network #2
11. J1939 Network #4

[SWS_J1939Dcm_00129] The J1939Dcm shall maintain the *broadcast status information* of the DM13 command message. The initial value of the *broadcast status information* is the normal broadcasting mode for all networks.] ()

[SWS_J1939Dcm_00054] On reception of DM13 command message via call of J1939Dcm_RxIndication with parameter RxPduId set to the configured J1939DcmRxPduId and the hold signal set to ‘not available’, the J1939 Diagnostic Communication Manager shall start timeout supervision and call BswM_J1939DcmBroadcastStatus with the updated *broadcast status information*; see also **[SWS_J1939Dcm_00055]**, **[SWS_J1939Dcm_00056]**, **[SWS_J1939Dcm_00057]**, and **[SWS_J1939Dcm_00058]**.] ()

[SWS_J1939Dcm_00055] For network “Current Data Link”, the corresponding ComMChannelId of received DM13 command message determines the network bit reported to BswM.] ()

[SWS_J1939Dcm_00092] For other bus types in the DM13 command message, if there is an adequate J1939DcmBusType the corresponding referenced ComMChannelId of J1939DcmComMChannelRef shall represent the network bit in the NetworkMask reported to BswM. Otherwise the request is ignored.] ()

[SWS_J1939Dcm_00056] A ‘Stop Broadcast’ shall result in a ‘0’ in the bit associated with the network in the *broadcast status information* provided to BswM.] ()

[SWS_J1939Dcm_00057] [A 'Start Broadcast' shall result in a '1' in the bit associated with the network in the *broadcast status information* provided to BswM.] ()

[SWS_J1939Dcm_00058] [A 'Don't Care/take no action (leave as is)' in the bit associated with the network in the *broadcast status information* shall not update the J1939Dcm internal broadcast status information.] ()

[SWS_J1939Dcm_00134] [On reception of DM13 command message via call of J1939Dcm_RxIndication with parameter RxPduld set to the configured J1939DcmRxPduld and the hold signal set to 'all devices' or to 'devices whose broadcast state has been modified', the J1939 Diagnostic Communication Manager shall restart timeout supervision.] ()

Note: Timeout supervision is only started when the node has been addressed as described by **[SWS_J1939Dcm_00054]**. When the node was not addressed by a DM13 message without hold signal, it will therefore not be affected by the hold signal 'devices whose broadcast state has been modified'.

[SWS_J1939Dcm_00135] [When timeout occurs after 6 seconds without another DM13 message, all buses shall be set back to broadcast mode by calling BswM_J1939DcmBroadcastStatus with a *broadcast status information* where all buses are set to '1'.] ()

Note: It's up to the application to use the broadcast state reported to BswM in order to avoid setting diagnostic trouble codes because some signals were not received in time.

7.7.10 Diagnostic message 19 (DM19)

The DM19 message reports the Calibration Verification Number.

[SWS_J1939Dcm_00059] [On reception of request for DM19 (call of J1939Dcm_RequestIndication with parameter requestedPgn set according Table column "PGN (Hexadecimal)") the J1939 Diagnostic Communication Manager shall trigger the operation GetCalibrationVerificationNumber of port prototype J1939Dcm_CalibrationInformation to collect the CVN (see also chapter 8.7.3.1).] ()

[SWS_J1939Dcm_00060] [If the Std_ReturnType is set to any other value other than E_OK or E_NEXT, the J1939 Diagnostic Communication Manager shall send the acknowledgement by J1939Rm_SendAck with parameters 'ackCode' set to J1939RM_ACK_NEGATIVE (considering **[SWS_J1939Dcm_00113]**).] ()

Note: Some regulations require that the last computed value be stored and reported while a current cycle calculation is underway. For this case, the application needs to store the last calculated CVN(s).

[SWS_J1939Dcm_00061] [If the Std_ReturnType is set to E_NEXT, the J1939 Diagnostic Communication Manager shall encode the return parameter

‘CalibrationVerificationNumber’ and ‘CalibrationID’ into the DM19 layout according to SAE J1939-73. Afterwards the operation GetCalibrationVerificationNumber of port prototype J1939Dcm_CalibrationInformation shall be re-triggered to collect the next part of the CVN.] ()

[SWS_J1939Dcm_00062] If the Std_ReturnType is set to E_OK, the J1939 Diagnostic Communication Manager shall encode the return parameter ‘CalibrationVerificationNumber’ and ‘CalibrationID’ into the DM19 layout according to SAE J1939-73.

Afterwards PduR_J1939DcmTransmit with the Pduld of the requested message shall be triggered and set the destination address (via MetaData) according to the source address of the request, or to 0xFF when the destination of the request was 0xFF.] ()

7.7.11 Diagnostic message 20 (DM20)

The DM20 message reports the In-Use-Monitor Performance Ratio (IUMPR).

[SWS_J1939Dcm_00063] On reception of request for DM20 (call of J1939Dcm_RequestIndication with parameter requestedPgn set according Table column “PGN (Hexadecimal)”) the J1939 Diagnostic Communication Manager shall use the common sequence of chapter “7.6.3 Ratio”.] ()

7.7.12 Diagnostic message 21 (DM21)

The DM21 message reports the diagnostic readiness.

[SWS_J1939Dcm_00064] On reception of request for DM21 (call of J1939Dcm_RequestIndication with parameter requestedPgn set according Table column “PGN (Hexadecimal)”) the J1939 Diagnostic Communication Manager shall call Dem_J1939DcmReadDiagnosticReadiness2 with the assigned ‘DemClient’ of the requested ‘node’ latest on next J1939Dcm_MainFunction cycle.] ()

[SWS_J1939Dcm_00065] If the return value of Dem_J1939DcmReadDiagnosticReadiness2 is E_OK, the return parameter ‘DataValue’ shall be encoded into the DM21 layout according to SAE J1939-73. Afterwards PduR_J1939DcmTransmit with the Pduld of DM21 shall be triggered and the destination address shall be set (via MetaData) to the source address of the request, or to 0xFF when the destination of the request was 0xFF.] ()

[SWS_J1939Dcm_00067] If the return value of Dem_J1939DcmReadDiagnosticReadiness2 is unequal E_OK, the J1939 Diagnostic Communication Manager shall call J1939Rm_SendAck with parameters ‘ackCode’ set to J1939RM_ACK_NEGATIVE to send a negative acknowledgement (NACK) (considering **[SWS_J1939Dcm_00113]**).] ()

7.7.13 Diagnostic message 23 (DM23)

The DM23 message reports OBD-relevant previously-active DTCs.

[SWS_J1939Dcm_00068] On reception of request for DM23 (call of J1939Dcm_RequestIndication with parameter requestedPgn set according Table column “PGN (Hexadecimal)”) the J1939 Diagnostic Communication Manager shall use the common sequence of chapter 7.6.1 ‘DTC status’ with the parameters ‘DTCStatusFilter’ and ‘DTCKind’ according to Table 2.] ()

[SWS_J1939Dcm_00069] The return values ‘J1939DTC’ and ‘OccurrenceCounter’ shall be encoded into the DM23 layout according to SAE J1939-73.] ()

7.7.14 Diagnostic message 24 (DM24)

The DM24 message reports supported SPNs of DM25 and DataStream.

[SWS_J1939Dcm_00118] On reception of request for DM24 (call of J1939Dcm_RequestIndication with parameter requestedPgn set according Table column “PGN (Hexadecimal)”) the J1939 Diagnostic Communication Manager shall use the common sequence of chapter “7.6.2 FreezeFrame” with the parameters ‘FreezeFrameKind’ set to ‘DEM_J1939DCM_SPNS_IN_EXPANDED_FREEZEFRAME’.] ()

7.7.15 Diagnostic message 25 (DM25)

The DM25 reports the data of the expanded Freeze Frame

[SWS_J1939Dcm_00117] On reception of request for DM25 (call of J1939Dcm_RequestIndication with parameter requestedPgn set according Table column “PGN (Hexadecimal)”) the J1939 Diagnostic Communication Manager shall use the common sequence of chapter “7.6.2 FreezeFrame” with the parameters ‘FreezeFrameKind’ set to ‘DEM_J1939DCM_EXPANDED_FREEZEFRAME’.] ()

7.7.16 Diagnostic message 26 (DM26)

The DM26 message reports the diagnostic readiness.

[SWS_J1939Dcm_00070] On reception of request for DM26 (call of J1939Dcm_RequestIndication with parameter requestedPgn set according Table column “PGN (Hexadecimal)”) the J1939 Diagnostic Communication Manager shall call Dem_J1939DcmReadDiagnosticReadiness3 with the assigned ‘DemClient’ of the requested ‘node’ latest on next J1939Dcm_MainFunction cycle.] ()

[SWS_J1939Dcm_00071] If the return value of Dem_J1939DcmReadDiagnosticReadiness3 is E_OK, the return parameter ‘DataValue’ shall be encoded into the DM26 layout according to SAE J1939-73. Afterwards PduR_J1939DcmTransmit with the PduId of DM26 shall be triggered and the destination address (via MetaData) set according to the source address of the request, or to 0xFF when the destination of the request was 0xFF.] ()

[SWS_J1939Dcm_00073] If the return value of Dem_J1939DcmReadDiagnosticReadiness3 is unequal E_OK, the J1939 Diagnostic Communication Manager shall call J1939Rm_SendAck with parameters 'ackCode' set to J1939RM_ACK_NEGATIVE to send a negative acknowledgement (NACK) (considering **[SWS_J1939Dcm_00113]**).] ()

7.7.17 Diagnostic message 28 (DM28)

The DM28 message reports OBD-relevant permanent DTCs.

[SWS_J1939Dcm_00074] On reception of request for DM28 (call of J1939Dcm_RequestIndication with parameter requestedPgn set according Table column "PGN (Hexadecimal)") the J1939 Diagnostic Communication Manager shall use the common sequence of chapter 7.6.1 'DTC status' with the parameters 'DTCStatusFilter' and 'DTCKind' according to Table 2.] ()

[SWS_J1939Dcm_00075] The return values 'J1939DTC' and 'OccurrenceCounter' shall be encoded into the DM28 layout according to SAE J1939-73.] ()

7.7.18 Diagnostic message 29 (DM29)

The DM29 message reports the count of DTCs in each category.

[SWS_J1939Dcm_00076] On reception of request for DM29 (call of J1939Dcm_RequestIndication with parameter requestedPgn set according Table column "PGN (Hexadecimal)") the J1939 Diagnostic Communication Manager shall call for each byte in the response message the Dem_J1939DcmSetDTCFilter with the parameters 'DTCStatusFilter' and 'DTCKind' as defined by Table 3.] ()

Byte-position	Count of:	Dem_J1939DcmSetDTCFilter parameters	
		DTCStatusFilter	DTCKind
Byte 1	Pending DTCs	DEM_J1939DTC_PENDING	DEM_DTC_KIND_EMISSION_REL_DTCS
Byte 2	All Pending DTCs	DEM_J1939DTC_PENDING	DEM_DTC_KIND_ALL_DTCS
Byte 3	MIL-On DTCs	DEM_J1939DTC_ACTIVE	DEM_DTC_KIND_EMISSION_REL_DTCS
Byte 4	Previously MIL-On DTCs	DEM_J1939DTC_PREVIOUSLY_ACTIVE	DEM_DTC_KIND_EMISSION_REL_DTCS
Byte 5	Permanent DTCs	DEM_J1939DTC_PERMANENT	DEM_DTC_KIND_EMISSION_REL_DTCS
Byte 6	0xFF		
Byte 7	0xFF		
Byte 8	0xFF		

Table 3: Response message structure of DM29

[SWS_J1939Dcm_00077] After each call of Dem_J1939DcmSetDTCFilter, the J1939 Diagnostic Communication Manager shall call

Dem_J1939DcmGetNumberOfFilteredDTC to get the current count of matching DTCs.] ()

[SWS_J1939Dcm_00078] If the return value Dem_ReturnGetNumberOfFilteredDTCType is set to DEM_NUMBER_OK, the J1939 Diagnostic Communication Manager shall copy the value of return parameter NumberOfFilteredDTC to the corresponding byte in the response message of DM29.] ()

[SWS_J1939Dcm_00079] If the return value Dem_ReturnGetNumberOfFilteredDTCType is set to DEM_NUMBER_PENDING, the J1939 Diagnostic Communication Manager shall retrigger Dem_J1939DcmGetNumberOfFilteredDTC in the next call of J1939Dcm_MainFunction.
The unused bytes 6 to 8 shall be set to 0xFF.] ()

7.7.19 Diagnostic message 31 (DM31)

The DM31 message reports DTC to Lamp Association.

[SWS_J1939Dcm_00080] On reception of request for DM31 (call of J1939Dcm_RequestIndication with parameter requestedPgn set according Table column "PGN (Hexadecimal)") the J1939 Diagnostic Communication Manager shall call the function Dem_J1939DcmFirstDTCwithLampStatus to start the data streaming.] ()

[SWS_J1939Dcm_00120] The J1939 Diagnostic Communication Manager shall continue the sequence by subsequent calling the Dem_J1939DcmGetNextDTCwithLampStatus, except the maximum sequence counter threshold per MainFunction is reached (see *J1939DcmMaxDTCsPerMainFunction*) or the return value Dem_ReturnGetNextFilteredElementType is set to 'DEM_FILTERED_PENDING'. In this case, the execution is postponed to the next J1939Dcm_MainFunction call.] ()

[SWS_J1939Dcm_00081] The return values 'J1939DTC', 'OccurrenceCounter' and 'LampStatus' of each function call Dem_J1939DcmGetNextDTCwithLampStatus shall be subsequently encoded into the DM31 layout according to SAE J1939-73.] ()

[SWS_J1939Dcm_00121] If the return value Dem_ReturnGetNextFilteredElementType is set to 'DEM_FILTERED_NO_MATCHING_ELEMENT' the J1939 Diagnostic Communication Manager shall call PduR_J1939DcmTransmit with the PduId of the requested message and set the destination address (via MetaData) according to the source address of the request, or to 0xFF when the destination of the request was 0xFF.] ()

7.7.20 Diagnostic message 35 (DM35)

The DM35 message reports the immediate fault status.

[SWS_J1939Dcm_00082] [On reception of request for DM35 (call of J1939Dcm_RequestIndication with parameter requestedPgn set according Table column “PGN (Hexadecimal)”) the J1939 Diagnostic Communication Manager shall start to collect all immediate DTCs and the summarized lamp status using the separate DM35 buffer and transmit the DM35 message with a period of 1s until module shutdown.] ()

Note: AUTOSAR has chosen the option to transmit this message only once per second.

[SWS_J1939Dcm_00083] [The DM35 shall use the common sequence of chapter 7.6.1 ‘DTC status’ with the parameters ‘DTCStatusFilter’ and ‘DTCKind’ according to table Table 2.] ()

[SWS_J1939Dcm_00084] [The return values ‘J1939DTC’ and ‘OccurrenceCounter’ shall be encoded into the DM35 layout according to SAE J1939-73.] ()

7.7.21 Active Service Only DTCs (DM53)

The DM53 message reports active service only DTCs.

[SWS_J1939Dcm_00178] [On reception of request for DM53 (call of J1939Dcm_RequestIndication with parameter requestedPgn set according Table 1 column “PGN (Hexadecimal)”) the J1939 Diagnostic Communication Manager shall use the common sequence of chapter 7.5.1 ‘DTC status’ with the parameters ‘DTCStatusFilter’, ‘DTCOrigin’ and ‘DTCKind’ according to table Table 2] (SRS_Diag_04112)

[SWS_J1939Dcm_00179] [The return values ‘J1939DTC’ and ‘OccurrenceCounter’ shall be encoded into the DM53 layout according to SAE J1939-73.] (SRS_Diag_04112)

7.7.22 Previously Active Service Only DTCs (DM54)

The DM54 message reports previously active service only DTCs.

[SWS_J1939Dcm_00180] [On reception of request for DM54 (call of J1939Dcm_RequestIndication with parameter requestedPgn set according Table 1 column “PGN (Hexadecimal)”) the J1939 Diagnostic Communication Manager shall use the common sequence of chapter 7.5.1 ‘DTC status’ with the parameters ‘DTCStatusFilter’, ‘DTCOrigin’ and ‘DTCKind’ according to table Table 2.] (SRS_Diag_04112)

[SWS_J1939Dcm_00181] [The return values 'J1939DTC' and 'OccurrenceCounter' shall be encoded into the DM54 layout according to SAE J1939-73.]
(SRS_Diag_04112)

7.7.23 Diagnostic Data Clear/Reset for All Service Only DTCs (DM55)

The DM55 message clears all service only DTCs.

[SWS_J1939Dcm_00182] [On reception of request for DM55 (call of J1939Dcm_RequestIndication with parameter requestedPgn set according Table 1 column "PGN (Hexadecimal)") the J1939 Diagnostic Communication Manager shall trigger Dem_J1939DcmClearDTC with parameter DTCTypeFilter set to DEM_J1939DTC_CLEAR_ACTIVE_AND_PREVIOUSLY_ACTIVE and DTCOrigin set to definition from J1939DcmServiceOnlyDTCsMemoryDestinationRef.]
(SRS_Diag_04112)

[SWS_J1939Dcm_00183] [If the return value of the function Dem_J1939DcmClearDTC is set to DEM_PENDING, the J1939 Diagnostic Communication Manager shall retrigger Dem_J1939DcmClearDTC (with parameter DTCTypeFilter set to DEM_J1939DTC_CLEAR_ACTIVE_AND_PREVIOUSLY_ACTIVE) in the next call of J1939Dcm_MainFunction.] (SRS_Diag_04112)

[SWS_J1939Dcm_00184] [If the return value of the function Dem_J1939DcmClearDTC is set to E_OK or DEM_PENDING, the J1939 Diagnostic Communication Manager shall send a positive acknowledgement (PACK) by J1939Rm_SendAck with parameters 'ackCode' set to J1939RM_ACK_POSITIVE.]
(SRS_Diag_04112)

[SWS_J1939Dcm_00185] [If return value is other than E_OK or DEM_PENDING, the J1939 Diagnostic Communication Manager shall send a negative acknowledgement (NACK) by J1939Rm_SendAck with parameters 'ackCode' set to J1939RM_ACK_NEGATIVE.] ()

Note: In case the destination address of the request was broadcast (0xFF), no acknowledgement shall be send according to SAE J1939-73 (refer **[SWS_J1939Dcm_00113]**).

7.8 Error Classification

The J1939Dcm module supports reporting of development and runtime errors.

[SWS_J1939Dcm_00089] [On errors and exceptions, the J1939Dcm module shall not modify its current module state but shall simply report the error event.] ()

7.8.1 Development Errors

[SWS_J1939Dcm_00090] J1939Dcm shall use the following development errors:

Type or error	Related error code	Value [hex]
API service called with wrong PDU or SDU.	J1939DCM_E_INVALID_PDU_SDU_ID	0x01
API function called with a NULL Pointer (refer to [SWS_BSW_00212])	J1939DCM_E_PARAM_POINTER	0x11
Dem initialisation failed (refer to [SWS_BSW_00050])	J1939DCM_E_INIT_FAILED	0x14
API service used in un-initialized state	J1939DCM_E_UNINIT	0x20
Dem_Init used in initialized state	J1939DCM_E_REINIT	0x21
API service called with or in a wrong state	J1939DCM_E_INVALID_STATE	0x06
API service called with wrong node parameter	J1939DCM_E_INVALID_NODE	0x08
API service called with wrong channel parameter	J1939DCM_E_INVALID_CHANNEL	0x0B
API service called with wrong PGN parameter	J1939DCM_E_INVALID_PGN	0x0D

]()

7.8.2 Runtime Errors

[SWS_J1939Dcm_00198] Table of runtime errors used by the J1939Dcm module:

Type of error	Related error code	Value [hex]
Buffer too small	J1939DCM_E_BUFFER_TOO_SMALL	0x0E

]()

7.8.3 Transient Faults

There are no transient faults.

7.8.4 Production Errors

There are no production errors.

7.8.5 Extended Production Errors

There are no extended production errors.

8 API specification

8.1 Imported types

In this chapter, all types included from the following files are listed:

[SWS_J1939Dcm_00085] [

Module	Imported Type
ComStack_Types	BufReq_ReturnType
	NetworkHandleType
	PduldType
	PdulInfoType
	PduLengthType
	RetryInfoType
Dem	Dem_DTCKindType
	Dem_DTCType
	Dem_J1939DcmDTCTStatusFilterType
	Dem_J1939DcmDiagnosticReadiness1Type
	Dem_J1939DcmDiagnosticReadiness2Type
	Dem_J1939DcmDiagnosticReadiness3Type
	Dem_J1939DcmLampStatusType
	Dem_J1939DcmSetClearFilterType
Dem_J1939DcmSetFreezeFrameFilterType	
J1939Rm	J1939Rm_AckCode
	J1939Rm_ExtIdInfoType
Std_Types	Std_ReturnType
	Std_VersionInfoType

] ()

8.2 Type definitions

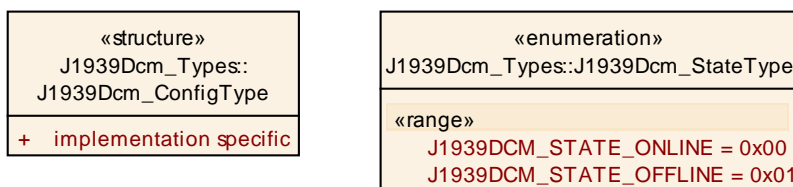


Figure 3: Overview of type definitions

8.2.1 J1939Dcm_ConfigType

[SWS_J1939Dcm_00111] [

Name:	J1939Dcm_ConfigType
-------	---------------------

Type:	Structure		
Element:	void	implementation specific	--
Description:	<p>This is the base type for the configuration of the J1939 Diagnostic Communication Manager.</p> <p>A pointer to an instance of this structure will be used in the initialization of the J1939 Diagnostic Communication Manager.</p> <p>The content of this structure is defined in chapter 10 Configuration specification.</p>		

] ()

8.2.2 J1939Dcm_StateType

[SWS_J1939Dcm_00123] [

Name:	J1939Dcm_StateType		
Type:	Enumeration		
Range:	J1939DCM_STATE_ONLINE	0x00	Normal communication
	J1939DCM_STATE_OFFLINE	0x01	No diagnostic communication
Description:	This type represents the communication state of the J1939 Diagnostic Communication Manager.		

] ()

8.3 Function definitions

This is a list of functions provided for upper layer modules.

8.3.1 J1939Dcm_Init

[SWS_J1939Dcm_00098] [

Service name:	J1939Dcm_Init		
Syntax:	<pre>void J1939Dcm_Init(const J1939Dcm_ConfigType* configPtr)</pre>		
Service ID[hex]:	0x01		
Sync/Async:	Synchronous		
Reentrancy:	Non Reentrant		
Parameters (in):	configPtr	Pointer to selected configuration structure	
Parameters (inout):	None		
Parameters (out):	None		
Return value:	None		
Description:	This function initializes the J1939 Diagnostic Communication Manager.		

] ()

See section 7.2.1 for details.

8.3.2 J1939Dcm_DeInit

[SWS_J1939Dcm_00099] [

Service name:	J1939Dcm_DeInit
Syntax:	void J1939Dcm_DeInit(void)
Service ID[hex]:	0x02
Sync/Async:	Synchronous
Reentrancy:	Non Reentrant
Parameters (in):	None
Parameters (inout):	None
Parameters (out):	None
Return value:	None
Description:	This function resets the J1939 Diagnostic Communication Manager to the uninitialized state.

] ()

See section 7.2.1 for details

8.3.3 J1939Dcm_GetVersionInfo

[SWS_J1939Dcm_00100] [

Service name:	J1939Dcm_GetVersionInfo
Syntax:	void J1939Dcm_GetVersionInfo(Std_VersionInfoType * versioninfo)
Service ID[hex]:	0x03
Sync/Async:	Synchronous
Reentrancy:	Non Reentrant
Parameters (in):	None
Parameters (inout):	None
Parameters (out):	versioninfo Pointer to where to store the version information of this module.
Return value:	None
Description:	Returns the version information of this module.

] ()

8.3.4 J1939Dcm_SetState

[SWS_J1939Dcm_00124] [

Service name:	J1939Dcm_SetState
Syntax:	Std_ReturnType J1939Dcm_SetState(NetworkHandleType channel, uint8 node, J1939Dcm_StateType newState)
Service ID[hex]:	0x0b
Sync/Async:	Synchronous
Reentrancy:	Reentrant
Parameters (in):	channel Channel for which the state shall be changed.

	node	Node for which the state shall be changed.
	newState	New state the J1939Dcm shall enter, see definition of J1939Dcm_StateType for available states.
Parameters (inout):	None	
Parameters (out):	None	
Return value:	Std_ReturnType	E_OK: New communication state was set E_NOT_OK: Communication state was not changed due to wrong value in NewState or wrong initialization state of the module.
Description:	Changes the communication state of J1939Dcm to offline or online.	

] ()

[SWS_J1939Dcm_00130] [The J1939 Diagnostic Manager shall reject the state change by returning E_NOT_OK when the 'newState' is not in the valid range. If DET is enabled via J1939DcmDevErrorDetect, the DET error J1939DCM_E_INVALID_STATE shall be reported.]()

[SWS_J1939Dcm_00147] [If the configuration parameter J1939DcmDevErrorDetect [**ECUC_J1939Dcm_00003** :] is enabled, the function J1939Dcm_SetState shall check if the node parameter is configured (J1939DcmNmNodeRef [**ECUC_J1939Dcm_00013** :]). In case of an error, the function J1939Dcm_SetState shall return without any effect and shall report the error to the Default Error Tracer with the error code J1939DCM_E_INVALID_NODE.] ()

[SWS_J1939Dcm_00148] [If the configuration parameter J1939DcmDevErrorDetect [**ECUC_J1939Dcm_00003** :] is enabled, the function J1939Dcm_SetState shall check if the channel parameter is configured (J1939DcmNodeChannelRef) for the requested node parameter. In case of an error, the function J1939Dcm_SetState shall return without any effect and shall report the error to the Default Error Tracer with the error code J1939DCM_E_INVALID_CHANNEL] ()

8.4 Call-back notifications

This is a list of functions provided for other modules. The function prototypes of the callback functions shall be provided in the file J1939Dcm_Cbk.h.

8.4.1 J1939Dcm_RequestIndication

[SWS_J1939Dcm_00101] [

Service name:	J1939Dcm_RequestIndication
Syntax:	void J1939Dcm_RequestIndication(uint8 node, NetworkHandleType channel, uint32 requestedPgn, const J1939Rm_ExtIdInfoType* extIdInfo, uint8 sourceAddress,

	uint8 destAddress, uint8 priority)	
Service ID[hex]:	0x47	
Sync/Async:	Synchronous	
Reentrancy:	Reentrant	
Parameters (in):	node	Node by which the request was received.
	channel	Channel on which the request was received.
	requestedPgn	PGN of the requested PG.
	extIdInfo	Extended identifier bytes.
	sourceAddress	Address of the node that sent the Request PG.
	destAddress	Address of this node or 0xFF for broadcast.
	priority	Priority of the Request PG.
Parameters (inout):	None	
Parameters (out):	None	
Return value:	None	
Description:	Indicates reception of a Request or Request2 PG.	

] ()

[SWS_J1939Dcm_00138] When the interface J1939Dcm_RequestIndication is called while the J1939Dcm is in offline state (refer API J1939Dcm_SetState), the J1939 Diagnostic Communication Manager shall ignore the request message. Further a call to DET with parameter J1939DCM_E_INVALID_STATE shall be triggered if the configuration parameter J1939DcmDevErrorDetect **[ECUC_J1939Dcm_00003 :]** is enabled.] ()

[SWS_J1939Dcm_00149] If the configuration parameter J1939DcmDevErrorDetect **[ECUC_J1939Dcm_00003 :]** is enabled, the function J1939Dcm_RequestIndication shall check if the node parameter is configured (J1939DcmNmNodeRef **[ECUC_J1939Dcm_00013]**). In case of an error, the function J1939Dcm_RequestIndication shall return without any effect and shall report the error to the Default Error Tracer with the error code J1939DCM_E_INVALID_NODE.]()

[SWS_J1939Dcm_00150] If the configuration parameter J1939DcmDevErrorDetect **[ECUC_J1939Dcm_00003 :]** is enabled, the function J1939Dcm_RequestIndication shall check if the channel parameter is configured (J1939DcmNodeChannelRef) for the requested node parameter. In case of an error, the function J1939Dcm_RequestIndication shall return without any effect and shall report the error to the Default Error Tracer with the error code J1939DCM_E_INVALID_CHANNEL.]()

The parameter *requestedPgn* is verified in SWS_J1939Dcm_00006.
The parameter *destAddress* is only used to determine the broadcast address and requires therefore no special verification
The parameter *sourceAddress* is used to set the *destAddress* for the transmission, but is already verified in J1939Rm.
The parameter *priority* needs not to be verified, because it is not considered at all.

8.4.2 J1939Dcm_RxIndication

[SWS_J1939Dcm_00128] [

Service name:	J1939Dcm_RxIndication	
Syntax:	<pre>void J1939Dcm_RxIndication(PduIdType RxPduId, const PduInfoType* PduInfoPtr)</pre>	
Service ID[hex]:	0x42	
Sync/Async:	Synchronous	
Reentrancy:	Reentrant for different Pdulds. Non reentrant for the same Pdul.	
Parameters (in):	RxPdul	ID of the received PDU.
	PdulInfoPtr	Contains the length (SduLength) of the received PDU, a pointer to a buffer (SduDataPtr) containing the PDU, and the MetaData related to this PDU.
Parameters (inout):	None	
Parameters (out):	None	
Return value:	None	
Description:	Indication of a received PDU from a lower layer communication interface module.	

] ()

[SWS_J1939Dcm_00139] When the interface J1939Dcm_RxIndication is called while the J1939Dcm is in offline state (refer API J1939Dcm_SetState), the J1939 Diagnostic Communication Manager shall ignore the command message. Further a call to DET with parameter J1939DCM_E_INVALID_STATE shall be triggered if the configuration parameter J1939DcmDevErrorDetect [ECUC_J1939Dcm_00003 :] is enabled.] ()

[SWS_J1939Dcm_00151] If the configuration parameter J1939DcmDevErrorDetect [ECUC_J1939Dcm_00003 :] is enabled, the function J1939Dcm_RxIndication shall check if the RxPdul parameter is not configured (J1939DcmRxPdul) on any DMx message (J1939DcmDiagnosticMessageSupport). In case of an error, the function J1939Dcm_RxIndication shall return without any effect and shall report the error to the Default Error Tracer with the error code J1939DCM_E_INVALID_PDU_SDU_ID.] ()

8.4.3 J1939Dcm_TxConfirmation

[SWS_J1939Dcm_00145] [

Service name:	J1939Dcm_TxConfirmation	
Syntax:	<pre>void J1939Dcm_TxConfirmation(PduIdType TxPduId, Std_ReturnType result)</pre>	
Service ID[hex]:	0x40	
Sync/Async:	Synchronous	
Reentrancy:	Reentrant for different Pdulds. Non reentrant for the same Pdul.	
Parameters (in):	TxPdul	ID of the PDU that has been transmitted.
	result	E_OK: The PDU was transmitted.

	E_NOT_OK: Transmission of the PDU failed.
Parameters (inout):	None
Parameters (out):	None
Return value:	None
Description:	The lower layer communication interface module confirms the transmission of a PDU, or the failure to transmit a PDU.

] ()

[SWS_J1939Dcm_00146] When the interface J1939Dcm_TxConfirmation is called while the J1939Dcm is in offline state (refer API J1939Dcm_SetState), the J1939 Diagnostic Communication Manager shall release the buffer (of **[SWS_J1939Dcm_00115]**). Further a call to DET with parameter J1939DCM_E_INVALID_STATE shall be triggered if the configuration parameter J1939DcmDevErrorDetect **[ECUC_J1939Dcm_00003 :]** is enabled.] ()

[SWS_J1939Dcm_00162] If the configuration parameter J1939DcmDevErrorDetect **[ECUC_J1939Dcm_00003 :]** is enabled, the function J1939Dcm_TxConfirmation shall check if the id parameter is not configured (J1939DcmTxPduId) on any DMx message (J1939DcmDiagnosticMessageSupport). In case of an error, the function J1939Dcm_TxConfirmation shall return without any effect and shall report the error to the Default Error Tracer with the error code J1939DCM_E_INVALID_PDU_SDU_ID.] ()

[SWS_J1939Dcm_00163] The function J1939Dcm_TxConfirmation shall check if it is called out of context i.e. if the J1939Dcm is currently transmitting a response message over TP protocol. In case of an error, the function J1939Dcm_TxConfirmation shall return without any effect. Further a call to DET with parameter J1939DCM_E_INVALID_STATE shall be triggered if the configuration parameter J1939DcmDevErrorDetect **[ECUC_J1939Dcm_00003 :]** is enabled.] ()

8.4.4 J1939Dcm_StartOfReception

[SWS_J1939Dcm_00102] [

Service name:	J1939Dcm_StartOfReception	
Syntax:	<pre>BufReq_ReturnType J1939Dcm_StartOfReception(PduIdType id, const PduInfoType* info, PduLengthType TpSduLength, PduLengthType* bufferSizePtr)</pre>	
Service ID[hex]:	0x46	
Sync/Async:	Synchronous	
Reentrancy:	Reentrant	
Parameters (in):	id	Identification of the I-PDU.
	info	Pointer to a PduInfoType structure containing the payload data (without protocol information) and payload length of the first frame or single frame of a transport protocol I-PDU reception, and the MetaData related to this PDU. If neither first/single frame data nor MetaData are available, this

		parameter is set to NULL_PTR.
	TpSduLength	Total length of the N-SDU to be received.
Parameters (inout):	None	
Parameters (out):	bufferSizePtr	Available receive buffer in the receiving module. This parameter will be used to compute the Block Size (BS) in the transport protocol module.
Return value:	BufReq_ReturnType	<p>BUFREQ_OK: Connection has been accepted. bufferSizePtr indicates the available receive buffer; reception is continued. If no buffer of the requested size is available, a receive buffer size of 0 shall be indicated by bufferSizePtr.</p> <p>BUFREQ_E_NOT_OK: Connection has been rejected; reception is aborted. bufferSizePtr remains unchanged.</p> <p>BUFREQ_E_OVFL: No buffer of the required length can be provided; reception is aborted. bufferSizePtr remains unchanged.</p>
Description:	This function is called at the start of receiving an N-SDU. The N-SDU might be fragmented into multiple N-PDUs (FF with one or more following CFs) or might consist of a single N-PDU (SF). The service shall provide the currently available maximum buffer size when invoked with TpSduLength equal to 0.	

] ()

[SWS_J1939Dcm_00140] When the interface J1939Dcm_StartOfReception is called while the J1939Dcm is in offline state (refer API J1939Dcm_SetState), the J1939 Diagnostic Communication Manager shall reject this command message by returning BUFREQ_E_NOT_OK. Further a call to DET with parameter J1939DCM_E_INVALID_STATE shall be triggered if the configuration parameter J1939DcmDevErrorDetect **[ECUC_J1939Dcm_00003 :]** is enabled.] ()

[SWS_J1939Dcm_00152] If the configuration parameter J1939DcmDevErrorDetect **[ECUC_J1939Dcm_00003 :]** is enabled, the function J1939Dcm_StartOfReception shall check if the id parameter is not configured (J1939DcmRxPduId) on any DMx message (J1939DcmDiagnosticMessageSupport). In case of an error, the function J1939Dcm_StartOfReception shall return with BUFREQ_E_NOT_OK and without any effect and shall report the error to the Default Error Tracer with the error code J1939DCM_E_INVALID_PDU_SDU_ID.]()

[SWS_J1939Dcm_00153] The function J1939Dcm_StartOfReception shall check if the TpSduLength parameter is smaller or equal as the configured buffer size (J1939DcmCommonBufferSize). In case of an error, the function J1939Dcm_StartOfReception shall return with BUFREQ_E_OVFL.]()

[SWS_J1939Dcm_00155] If the configuration parameter J1939DcmDevErrorDetect **[ECUC_J1939Dcm_00003 :]** is enabled, the function J1939Dcm_StartOfReception shall check if the J1939Dcm is the right state to receive a command message over TP protocol. In case of an error, the function J1939Dcm_StartOfReception shall return with BUFREQ_E_NOT_OK and without any effect and shall report the error to the Default Error Tracer with the error code J1939DCM_E_INVALID_STATE.]()

[SWS_J1939Dcm_00186] When the API J1939Dcm_StartOfReception is invoked with TpSduLength equal to 0, the value BUFREQ_E_NOT_OK shall be returned and no further action shall be taken.]()

8.4.5 J1939Dcm_CopyRxData

[SWS_J1939Dcm_00103] [

Service name:	J1939Dcm_CopyRxData	
Syntax:	BufReq_ReturnType J1939Dcm_CopyRxData (PduIdType id, const PduInfoType* info, PduLengthType* bufferSizePtr)	
Service ID[hex]:	0x44	
Sync/Async:	Synchronous	
Reentrancy:	Reentrant	
Parameters (in):	id	Identification of the received I-PDU.
	info	Provides the source buffer (SduDataPtr) and the number of bytes to be copied (SduLength). An SduLength of 0 can be used to query the current amount of available buffer in the upper layer module. In this case, the SduDataPtr may be a NULL_PTR.
Parameters (inout):	None	
Parameters (out):	bufferSizePtr	Available receive buffer after data has been copied.
Return value:	BufReq_ReturnType	BUFREQ_OK: Data copied successfully BUFREQ_E_NOT_OK: Data was not copied because an error occurred.
Description:	This function is called to provide the received data of an I-PDU segment (N-PDU) to the upper layer. Each call to this function provides the next part of the I-PDU data. The size of the remaining buffer is written to the position indicated by bufferSizePtr.	

] ()

[SWS_J1939Dcm_00141] The function J1939Dcm_CopyRxData shall check if it is called out of context i.e. if the J1939Dcm is currently receiving a command message over TP protocol. In case of an error, the function J1939Dcm_CopyRxData shall return BUFREQ_E_NOT_OK. Further a call to DET with parameter J1939DCM_E_INVALID_STATE shall be triggered if the configuration parameter J1939DcmDevErrorDetect [ECUC_J1939Dcm_00003 :] is enabled.] ()

[SWS_J1939Dcm_00154] If the configuration parameter J1939DcmDevErrorDetect [ECUC_J1939Dcm_00003 :] is enabled, the function J1939Dcm_CopyRxData shall check if the id parameter is not configured (J1939DcmRxPduId) on any DMx message (J1939DcmDiagnosticMessageSupport). In case of an error, the function J1939Dcm_CopyRxData shall return with BUFREQ_E_NOT_OK and without any effect and shall report the error to the Default Error Tracer with the error code J1939DCM_E_INVALID_PDU_SDU_ID.] ()

8.4.6 J1939Dcm_TpRxIndication

[SWS_J1939Dcm_00104] [

Service name:	J1939Dcm_TpRxIndication	
Syntax:	void J1939Dcm_TpRxIndication (PduIdType id,	

	Std_ReturnType result)	
Service ID[hex]:	0x45	
Sync/Async:	Synchronous	
Reentrancy:	Reentrant	
Parameters (in):	id	Identification of the received I-PDU.
	result	Result of the reception.
Parameters (inout):	None	
Parameters (out):	None	
Return value:	None	
Description:	Called after an I-PDU has been received via the TP API, the result indicates whether the transmission was successful or not.	

] ()

[SWS_J1939Dcm_00142] The function J1939Dcm_TpRxIndication shall check if it is called out of context i.e. if the J1939Dcm is currently receiving a response message over TP protocol. In case of an error, the function J1939Dcm_TpRxIndication shall return without any effect. Further a call to DET with parameter J1939DCM_E_INVALID_STATE shall be triggered if the configuration parameter J1939DcmDevErrorDetect **[ECUC_J1939Dcm_00003 :]** is enabled.] ()

[SWS_J1939Dcm_00156] If the configuration parameter J1939DcmDevErrorDetect **[ECUC_J1939Dcm_00003 :]** is enabled, the function J1939Dcm_TpRxIndication shall check if the id parameter is not configured (J1939DcmRxDulId) on any DMx message (J1939DcmDiagnosticMessageSupport). In case of an error, the function J1939Dcm_TpRxIndication shall return and without any effect and shall report the error to the Default Error Tracer with the error code J1939DCM_E_INVALID_PDU_SDU_ID.] ()

8.4.7 J1939Dcm_CopyTxData

[SWS_J1939Dcm_00105] [

Service name:	J1939Dcm_CopyTxData	
Syntax:	<pre>BufReq_ReturnType J1939Dcm_CopyTxData (PduIdType id, const PduInfoType* info, const RetryInfoType* retry, PduLengthType* availableDataPtr)</pre>	
Service ID[hex]:	0x43	
Sync/Async:	Synchronous	
Reentrancy:	Reentrant	
Parameters (in):	id	Identification of the transmitted I-PDU.
	info	Provides the destination buffer (SduDataPtr) and the number of bytes to be copied (SduLength). If not enough transmit data is available, no data is copied by the upper layer module and BUFREQ_E_BUSY is returned. The lower layer module may retry the call. An SduLength of 0 can be used to indicate state changes in the retry parameter or to query the current amount of available data in the upper layer module. In this case, the

		SduDataPtr may be a NULL_PTR.
	retry	<p>This parameter is used to acknowledge transmitted data or to retransmit data after transmission problems.</p> <p>If the retry parameter is a NULL_PTR, it indicates that the transmit data can be removed from the buffer immediately after it has been copied. Otherwise, the retry parameter must point to a valid RetryInfoType element.</p> <p>If TpDataState indicates TP_CONFENDING, the previously copied data must remain in the TP buffer to be available for error recovery.</p> <p>TP_DATACONF indicates that all data that has been copied before this call is confirmed and can be removed from the TP buffer. Data copied by this API call is excluded and will be confirmed later.</p> <p>TP_DATARETRY indicates that this API call shall copy previously copied data in order to recover from an error. In this case TxTpDataCnt specifies the offset in bytes from the current data copy position.</p>
Parameters (inout):	None	
Parameters (out):	availableDataPtr	Indicates the remaining number of bytes that are available in the upper layer module's Tx buffer. availableDataPtr can be used by TP modules that support dynamic payload lengths (e.g. FrlsoTp) to determine the size of the following CFs.
Return value:	BufReq_ReturnType	<p>BUFREQ_OK: Data has been copied to the transmit buffer completely as requested.</p> <p>BUFREQ_E_BUSY: Request could not be fulfilled, because the required amount of Tx data is not available. The lower layer module may retry this call later on. No data has been copied.</p> <p>BUFREQ_E_NOT_OK: Data has not been copied. Request failed.</p>
Description:	This function is called to acquire the transmit data of an I-PDU segment (N-PDU). Each call to this function provides the next part of the I-PDU data unless retry->TpDataState is TP_DATARETRY. In this case the function restarts to copy the data beginning at the offset from the current position indicated by retry->TxTpDataCnt. The size of the remaining data is written to the position indicated by availableDataPtr.	

] ()

[SWS_J1939Dcm_00143] The function J1939Dcm_CopyTxData shall check if it is called out of context i.e. if the J1939Dcm is currently transmitting a response message over TP protocol. In case of an error, the function J1939Dcm_CopyTxData shall return BUFREQ_E_NOT_OK. Further a call to DET with parameter J1939DCM_E_INVALID_STATE shall be triggered if the configuration parameter J1939DcmDevErrorDetect **[ECUC_J1939Dcm_00003 :]** is enabled.] ()

[SWS_J1939Dcm_00158] If the configuration parameter J1939DcmDevErrorDetect **[ECUC_J1939Dcm_00003 :]** is enabled, the function J1939Dcm_CopyTxData shall check if the id parameter is not configured (J1939DcmTxPduld) on any DMx message (J1939DcmDiagnosticMessageSupport). In case of an error, the function J1939Dcm_CopyTxData shall return with BUFREQ_E_NOT_OK and without any effect and shall report the error to the Default Error Tracer with the error code J1939DCM_E_INVALID_PDU_SDU_ID.]()

8.4.8 J1939Dcm_TpTxConfirmation

[SWS_J1939Dcm_00106] [

Service name:	J1939Dcm_TpTxConfirmation
Syntax:	void J1939Dcm_TpTxConfirmation(PduIdType id, Std_ReturnType result)
Service ID[hex]:	0x48
Sync/Async:	Synchronous
Reentrancy:	Reentrant
Parameters (in):	id Identification of the transmitted I-PDU.
	result Result of the transmission of the I-PDU.
Parameters (inout):	None
Parameters (out):	None
Return value:	None
Description:	This function is called after the I-PDU has been transmitted on its network, the result indicates whether the transmission was successful or not.

] ()

[SWS_J1939Dcm_00160] If the configuration parameter J1939DcmDevErrorDetect [ECUC_J1939Dcm_00003 :] is enabled, the function J1939Dcm_TpTxConfirmation shall check if the id parameter is not configured (J1939DcmTxPduId) on any DMx message (J1939DcmDiagnosticMessageSupport). In case of an error, the function J1939Dcm_TpTxConfirmation shall return and without any effect and shall report the error to the Default Error Tracer with the error code J1939DCM_E_INVALID_PDU_SDU_ID.]()

[SWS_J1939Dcm_00161] The function J1939Dcm_TpTxConfirmation shall check if it is called out of context i.e. if the J1939Dcm is currently transmitting a response message over TP protocol. In case of an error, the function J1939Dcm_TpTxConfirmation shall return and without any effect. Further a call to DET with parameter J1939DCM_E_INVALID_STATE shall be triggered if the configuration parameter J1939DcmDevErrorDetect [ECUC_J1939Dcm_00003 :] is enabled.] ()

8.4.9 Call-back notifications from DEM

8.4.9.1 J1939Dcm_DemTriggerOnDTCStatus

[SWS_J1939Dcm_00122] [

Service name:	J1939Dcm_DemTriggerOnDTCStatus
Syntax:	void J1939Dcm_DemTriggerOnDTCStatus(uint32 DTC, uint8 ClientId)
Service ID[hex]:	0x0a
Sync/Async:	Synchronous
Reentrancy:	Re-entrant for different ClientIDs, Non re-entrant for same ClientId.

Parameters (in):	DTC	Diagnostic Trouble Code in UDS format.
	ClientId	DemClientId value that references the fault memory assigned to the DTC.
Parameters (inout):	None	
Parameters (out):	None	
Return value:	None	
Description:	Trigger for DM01 message that a UDS status change has happened.	

] ()

8.5 Scheduled functions

These functions are directly called by Basic Software Scheduler. The following functions shall have no return value and no parameters. All functions shall be non-reentrant.

8.5.1 J1939Dcm_MainFunction

[SWS_J1939Dcm_00107] [

Service name:	J1939Dcm_MainFunction
Syntax:	<code>void J1939Dcm_MainFunction(void)</code>
Service ID[hex]:	0x04
Description:	Main function of the J1939 Diagnostic Communication Manager. Used for scheduling purposes and timeout supervision.

] ()

[SWS_J1939Dcm_00108] [The frequency of invocations of J1939Dcm_MainFunction is determined by the configuration parameter J1939DcmMainFunctionPeriod.] ()

8.6 Expected Interfaces

In this chapter all external interfaces required from other modules are listed.

8.6.1 Mandatory Interfaces

This chapter defines all external interfaces which are required to fulfill a mandatory functionality of the module.

[SWS_J1939Dcm_00199] [

API function	Description
Det_ReportRuntimeError	Service to report runtime errors. If a callout has been configured then this callout shall be called.

] ()

8.6.2 Optional Interfaces

This chapter defines all external interfaces which are required to fulfill an optional functionality of the module.

[SWS_J1939Dcm_00132] [

API function	Description
BswM_J1939DcmBroadcastStatus	This API tells the BswM the desired communication status of the available networks. The status will typically be activated via COM I-PDU group switches.
Dem_J1939DcmClearDTC	Clears the status of all event(s) related to the specified DTC(s), as well as all associated event memory entries for these event(s).
Dem_J1939DcmFirstDTCwithLampStatus	The function sets the filter to the first applicable DTC for the DM31 response for a specific node.
Dem_J1939DcmGetNextDTCwithLampStatus	Gets the next filtered J1939 DTC for DM31 including current LampStatus.
Dem_J1939DcmGetNextFilteredDTC	Gets the next filtered J1939 DTC.
Dem_J1939DcmGetNextFilteredRatio	Gets the next filtered Ratio.
Dem_J1939DcmGetNextFreezeFrame	Gets next freeze frame data. The function stores the data in the provided DestBuffer.
Dem_J1939DcmGetNextSPNInFreezeFrame	Gets next SPN.
Dem_J1939DcmGetNumberOfFilteredDTC	Gets the number of currently filtered DTCs set by the function Dem_J1939DcmSetDTCFilter.
Dem_J1939DcmReadDiagnosticReadiness1	Service to report the value of Diagnostic Readiness 1 (DM05) computed by the Dem.
Dem_J1939DcmReadDiagnosticReadiness2	Service to report the value of Diagnostic Readiness 2 (DM21) computed by the Dem.
Dem_J1939DcmReadDiagnosticReadiness3	Service to report the value of Diagnostic Readiness 3 (DM26) computed by the Dem.
Dem_J1939DcmSetDTCFilter	The function sets the DTC filter for a specific node and returns the composite lamp status of the filtered DTCs.
Dem_J1939DcmSetFreezeFrameFilter	The function sets the FreezeFrame filter for a specific node.
Dem_J1939DcmSetRatioFilter	The function sets the Ratio filter for a specific node and returns the corresponding Ignition Cycle Counter and General Denominator.
Det_ReportError	Service to report development errors.
J1939Rm_SendAck	Requests transmission of an Acknowledgement PG.
PduR_J1939DcmCancelReceive	Requests cancellation of an ongoing reception of a PDU in a lower layer transport protocol module.
PduR_J1939DcmCancelTransmit	Requests cancellation of an ongoing transmission of a PDU in a lower layer communication module.
PduR_J1939DcmTransmit	Requests transmission of a PDU.

] ()

[SWS_J1939Dcm_00167] [The parameter "broadcast" of J1939Rm_SendAck shall always be set to FALSE.] ()

[SWS_J1939Dcm_00187]

[The parameter "extIdInfo" of J1939Rm_SendAck shall always be set to NULL_PTR.] ()

Background: The ACKM message is never sent as response to a broadcast request. This is precluded by SAE J1939-21 for negative acknowledgements, and by SAE J1939-73 for positive acknowledgements of DM3, DM11, and DM55.

8.6.3 Configurable interfaces

The J1939Dcm does not have any configurable interfaces.

8.7 Service Interfaces

8.7.1 Client-Server-Interfaces

8.7.1.1 J1939Dcm_CalibrationInformation

The *J1939Dcm Service Component* shall provide the port interface *J1939Dcm_CalibrationInformation*, if DM19 is configured (refer **ECUC_J1939Dcm_00042** : J1939DcmDmxSupport == J1939DcmDm19Support).

[SWS_J1939Dcm_00097] [

Name	J1939Dcm_CalibrationInformation	
Comment	--	
IsService	true	
Variation	{ecuc(J1939Dcm/J1939DcmConfigSet/J1939DcmNode/J1939DcmDiagnosticMessageSupport.J1939DcmDmxSupport)} == J1939DcmDm19Support	
Possible Errors	0	E_OK
	1	E_NOT_READY
	2	E_NEXT

Operations

GetCalibrationVerificationNumber			
Comments	--		
Variation	--		
Parameters	CalibrationVerificationNumber	Comment	--
		Type	uint32
		Variation	--

		Direction	OUT
	CalibrationID	Comment	--
		Type	CalibrationIDArrayType
		Variation	--
		Direction	OUT
Possible Errors	E_OK	E_OK is used if the CVN calculation is finished and completed.	
	E_NOT_READY	E_NOT_READY is used if the CVN calculation is not finished yet. The tool needs to send the request again.	
	E_NEXT	E_NEXT is used if the CVN calculation is finished, but not all CVNs returned yet.	

] ()

8.7.2 Implementation Data Types

8.7.2.1 CalibrationIDArrayType

The *J1939Dcm Service Component* shall provide the implementation data type *CalibrationIDArrayType*, if DM19 is configured (refer **ECUC_J1939Dcm_00042** : *J1939DcmDmxSupport == J1939DcmDm19Support*).

[SWS_J1939Dcm_00136] [

Name	CalibrationIDArrayType		
Kind	Array	Element type	uint8
Size	16 Elements		
Description	--		
Variation	--		

] ()

8.7.3 Ports

8.7.3.1 J1939Dcm_CalibrationInformation

The *J1939Dcm Service Component* shall provide the port prototype *J1939Dcm_CalibrationInformation*, if DM19 is configured (refer **ECUC_J1939Dcm_00042** : *J1939DcmDmxSupport == J1939DcmDm19Support*).

[SWS_J1939Dcm_00137] [

Name	J1939Dcm_CalibrationInformation		
Kind	RequiredPort	Interface	J1939Dcm_CalibrationInformation
Description	Port to retrieve the Calibration Verification Numbers (CVNs) from the application.		
Variation	<pre>{ecuc(J1939Dcm/J1939DcmConfigSet/J1939DcmNode/ J1939DcmDiagnosticMessageSupport.J1939DcmDmxSupport)} == J1939DcmDm19Support</pre>		

] ()

9 Sequence diagrams

This version of the J1939 SWS does not include sequence diagrams.

10 Configuration specification

In general, this chapter defines configuration parameters and their clustering into containers. In order to support the specification section 10.1 describes fundamentals. It also specifies a template (table) you shall use for the parameter specification. We intend to leave section 10.1 in the specification to guarantee comprehension.

Section 10.2 specifies the structure (containers) and the parameters of the J1939 Diagnostic Communication Manager.

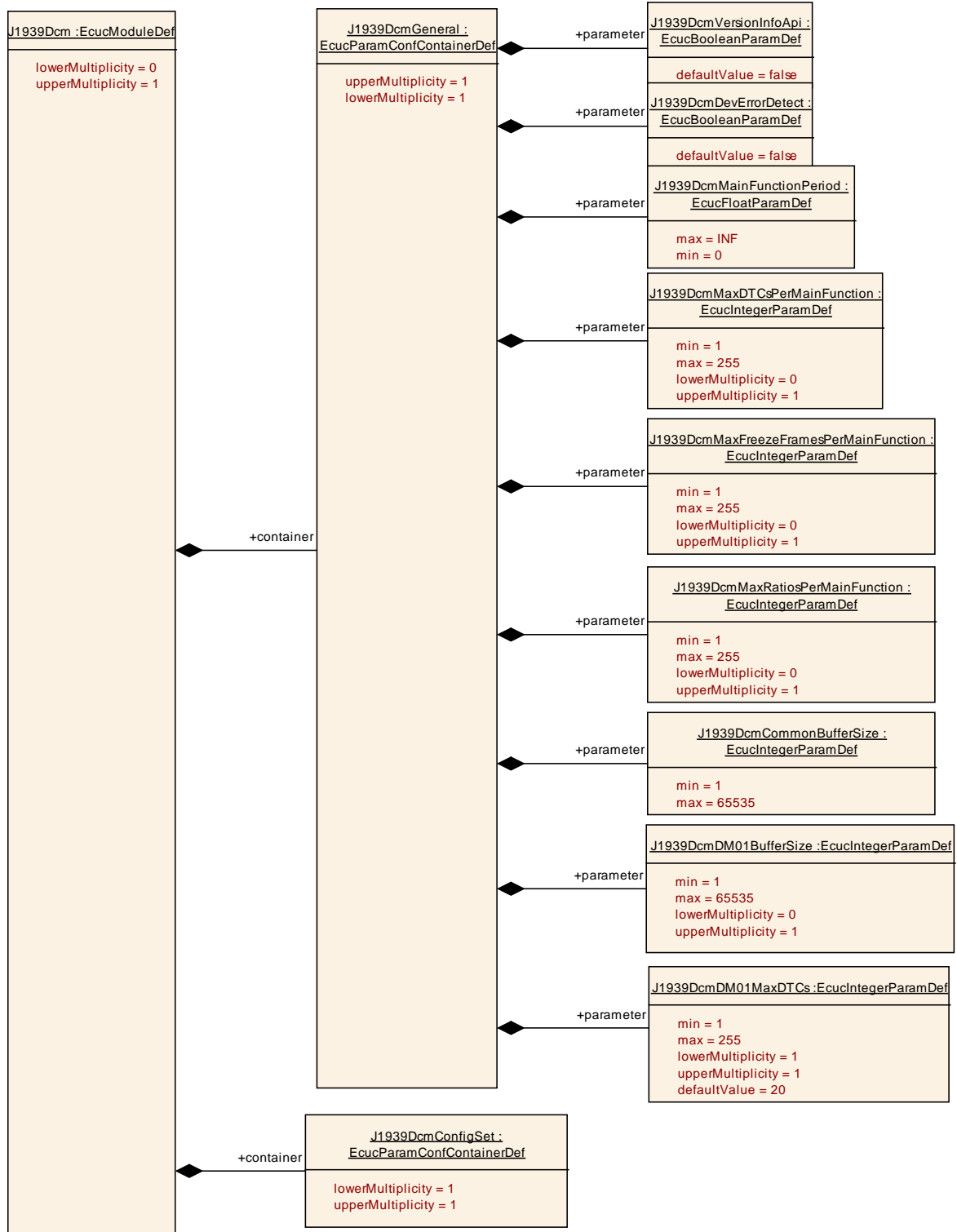
Section 10.3 specifies published information of the J1939 Diagnostic Communication Manager

10.1 How to read this chapter

For details refer to the chapter 10.1 “Introduction to configuration specification” in SWS_BSWGeneral.

10.2 Containers and configuration parameters

The following sections summarize all configuration parameters of the J1939 Diagnostic Communication Manager. The detailed meaning of the parameters is described in chapters 7 and 7.

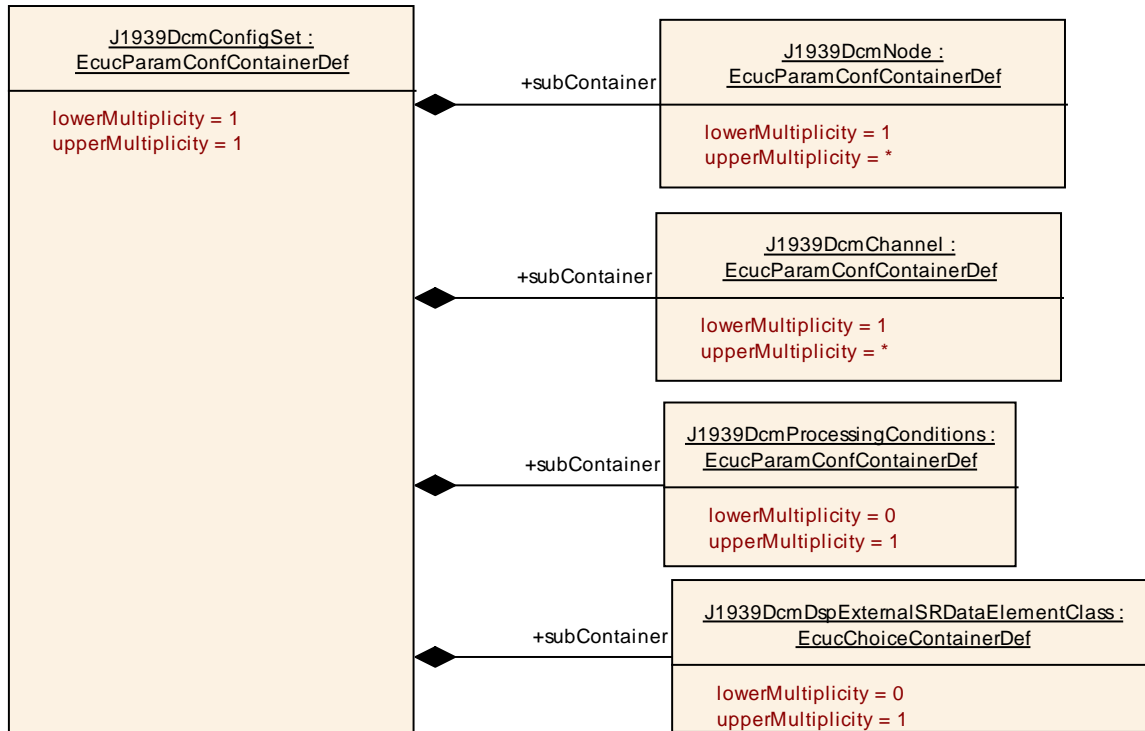


10.2.1 J1939Dcm

SWS Item	ECUC_J1939Dcm_00005 :
Module Name	J1939Dcm
Module Description	The SAE J1939 Dcm module

Post-Build Variant Support	true
Supported Config Variants	VARIANT-LINK-TIME, VARIANT-POST-BUILD, VARIANT-PRE-COMPILE

Included Containers		
Container Name	Multiplicity	Scope / Dependency
J1939DcmConfigSet	1	This container contains the configuration parameters and sub containers of the AUTOSAR J1939Dcm module.
J1939DcmGeneral	1	Contains the general configuration parameters of the module.



10.2.2 J1939DcmConfigSet

SWS Item	ECUC_J1939Dcm_00009 :
Container Name	J1939DcmConfigSet
Description	This container contains the configuration parameters and sub containers of the AUTOSAR J1939Dcm module.
Configuration Parameters	

Included Containers		
Container Name	Multiplicity	Scope / Dependency
J1939DcmChannel	1..*	Contains the J1939DcmChannel parameters.
J1939DcmDspExternalSRDataElementClasses	0..1	This container defines the source of data in a provided port which shall be read respectively the target of data in a required port which shall be written. This container shall contain either one J1939DcmSubElementInDataElementInstance

		OR J1939DcmDataElementInstance OR J1939DcmSubElementInImplDataElementInstance reference.
J1939DcmNode	1..*	Contains the parameters for the support of a logical J1939 node.
J1939DcmProcessingConditions	0..1	This container contains the configuration for mode arbitration functionality of the J1939Dcm

10.2.3 J1939DcmGeneral

SWS Item	ECUC_J1939Dcm_00001 :		
Container Name	J1939DcmGeneral		
Description	Contains the general configuration parameters of the module.		
Configuration Parameters			

SWS Item	ECUC_J1939Dcm_00040 :		
Name	J1939DcmCommonBufferSize		
Parent Container	J1939DcmGeneral		
Description	Size of common buffer (in Bytes). The buffer size should be as large as the longest command or response message.		
Multiplicity	1		
Type	EcucIntegerParamDef		
Range	1 .. 65535		
Default value	--		
Post-Build Variant Value	false		
Value Configuration Class	Pre-compile time	X	All Variants
	Link time	--	
	Post-build time	--	
Scope / Dependency	scope: local		

SWS Item	ECUC_J1939Dcm_00003 :		
Name	J1939DcmDevErrorDetect		
Parent Container	J1939DcmGeneral		
Description	Switches the development error detection and notification on or off. <ul style="list-style-type: none"> • true: detection and notification is enabled. • false: detection and notification is disabled. 		
Multiplicity	1		
Type	EcucBooleanParamDef		
Default value	false		
Post-Build Variant Value	false		
Value Configuration Class	Pre-compile time	X	All Variants
	Link time	--	
	Post-build time	--	
Scope / Dependency	scope: local		

SWS Item	ECUC_J1939Dcm_00041 :		
Name	J1939DcmDM01BufferSize		

Parent Container	J1939DcmGeneral		
Description	Size of DM01 buffer (in Bytes). The buffer size should be as large as the longest DM01 response message.		
Multiplicity	0..1		
Type	EcucIntegerParamDef		
Range	1 .. 65535		
Default value	--		
Post-Build Variant Multiplicity	false		
Post-Build Variant Value	false		
Multiplicity Configuration Class	Pre-compile time	X	All Variants
	Link time	--	
	Post-build time	--	
Value Configuration Class	Pre-compile time	X	All Variants
	Link time	--	
	Post-build time	--	
Scope / Dependency	scope: local		

SWS Item	ECUC_J1939Dcm_00050 :		
Name	J1939DcmDM01MaxDTCs		
Parent Container	J1939DcmGeneral		
Description	Configuration value of limitation of maximum DTCs to be reported in the DM01 message.		
Multiplicity	1		
Type	EcucIntegerParamDef		
Range	1 .. 255		
Default value	20		
Post-Build Variant Value	false		
Value Configuration Class	Pre-compile time	X	All Variants
	Link time	--	
	Post-build time	--	
Scope / Dependency	scope: local		

SWS Item	ECUC_J1939Dcm_00004 :		
Name	J1939DcmMainFunctionPeriod		
Parent Container	J1939DcmGeneral		
Description	Call cycle in seconds of J1939Dcm_MainFunction.		
Multiplicity	1		
Type	EcucFloatParamDef		
Range]0 .. INF[
Default value	--		
Post-Build Variant Value	false		
Value Configuration Class	Pre-compile time	X	VARIANT-PRE-COMPILE
	Link time	X	VARIANT-LINK-TIME, VARIANT-POST-BUILD
	Post-build time	--	
Scope / Dependency	scope: ECU		

SWS Item	ECUC_J1939Dcm_00006 :		
Name	J1939DcmMaxDTCsPerMainFunction		
Parent Container	J1939DcmGeneral		
Description	Maximum threshold of DTCs filtered in a single MainFunction cycle.		
Multiplicity	0..1		
Type	EcucIntegerParamDef		
Range	1 .. 255		

Default value	--		
Post-Build Variant Multiplicity	false		
Post-Build Variant Value	false		
Multiplicity Configuration Class	Pre-compile time	X	All Variants
	Link time	--	
	Post-build time	--	
Value Configuration Class	Pre-compile time	X	All Variants
	Link time	--	
	Post-build time	--	
Scope / Dependency	scope: local		

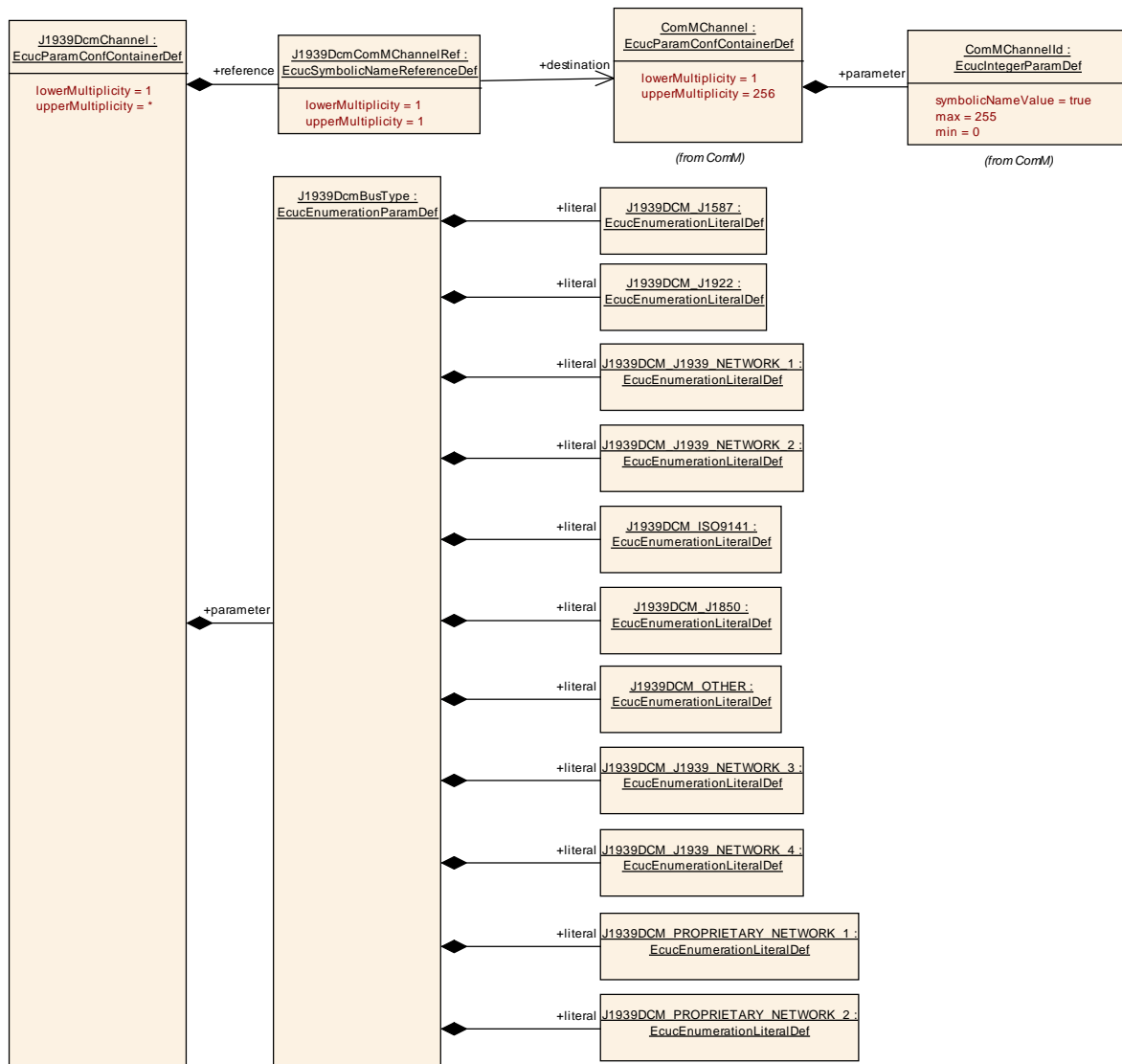
SWS Item	ECUC_J1939Dcm_00007 :		
Name	J1939DcmMaxFreezeFramesPerMainFunction		
Parent Container	J1939DcmGeneral		
Description	Maximum threshold of FreezeFrames filtered in a single MainFunction cycle.		
Multiplicity	0..1		
Type	EcucIntegerParamDef		
Range	1 .. 255		
Default value	--		
Post-Build Variant Multiplicity	false		
Post-Build Variant Value	false		
Multiplicity Configuration Class	Pre-compile time	X	All Variants
	Link time	--	
	Post-build time	--	
Value Configuration Class	Pre-compile time	X	All Variants
	Link time	--	
	Post-build time	--	
Scope / Dependency	scope: local		

SWS Item	ECUC_J1939Dcm_00008 :		
Name	J1939DcmMaxRatiosPerMainFunction		
Parent Container	J1939DcmGeneral		
Description	Maximum threshold of Ratios filtered in a single MainFunction cycle.		
Multiplicity	0..1		
Type	EcucIntegerParamDef		
Range	1 .. 255		
Default value	--		
Post-Build Variant Multiplicity	false		
Post-Build Variant Value	false		
Multiplicity Configuration Class	Pre-compile time	X	All Variants
	Link time	--	
	Post-build time	--	
Value Configuration Class	Pre-compile time	X	All Variants
	Link time	--	
	Post-build time	--	
Scope / Dependency	scope: local		

SWS Item	ECUC_J1939Dcm_00002 :		
Name	J1939DcmVersionInfoApi		
Parent Container	J1939DcmGeneral		
Description	Pre-processor switch for enabling version info API support.		

Multiplicity	1		
Type	EcucBooleanParamDef		
Default value	false		
Post-Build Variant Value	false		
Value Configuration Class	Pre-compile time	X	All Variants
	Link time	--	
	Post-build time	--	
Scope / Dependency	scope: local		

No Included Containers



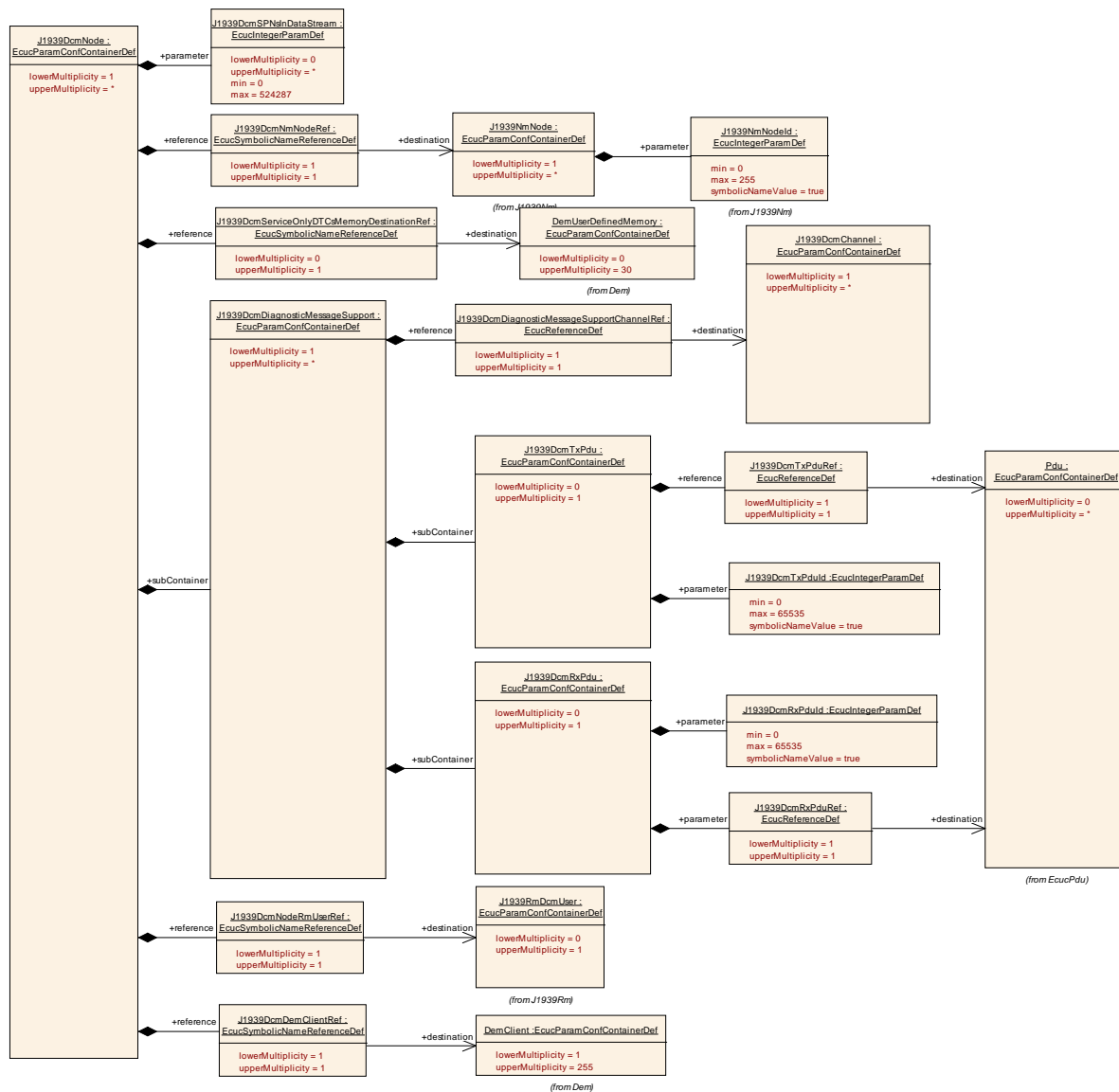
10.2.4 J1939DcmChannel

SWS Item	ECUC_J1939Dcm_00011 :
Container Name	J1939DcmChannel
Description	Contains the J1939DcmChannel parameters.
Configuration Parameters	

SWS Item	ECUC_J1939Dcm_00039 :		
Name	J1939DcmBusType		
Parent Container	J1939DcmChannel		
Description	Identifies the communication port		
Multiplicity	1		
Type	EcucEnumerationParamDef		
Range	J1939DCM_ISO9141	Identifies the ISO 9141 communications port.	
	J1939DCM_J1587	Identifies the J1587 communication port.	
	J1939DCM_J1850	Identifies the J1850 communication port.	
	J1939DCM_J1922	Identifies the J1922 communication port.	
	J1939DCM_J1939_NETWORK_1	Identifies the J1939 Network #1, Primary Vehicle Network communication port.	
	J1939DCM_J1939_NETWORK_2	Identifies the J1939 Network #2 communication port.	
	J1939DCM_J1939_NETWORK_3	Identifies the J1939 Network #3 communication port.	
	J1939DCM_J1939_NETWORK_4	Identifies the J1939 Network #4 communication port.	
	J1939DCM_OTHER	Identifies the "Other, Manufacture Specified Port" communication port.	
	J1939DCM_PROPRIETARY_NETWORK_1	Identifies the Proprietary Network #1 communication port.	
J1939DCM_PROPRIETARY_NETWORK_2	Identifies the Proprietary Network #2 communication port.		
Post-Build Variant Value	false		
Value Configuration Class	Pre-compile time	X	All Variants
	Link time	--	
	Post-build time	--	
Scope / Dependency	scope: local		

SWS Item	ECUC_J1939Dcm_00038 :		
Name	J1939DcmComMChannelRef		
Parent Container	J1939DcmChannel		
Description	Reference to the ComMChannel.		
Multiplicity	1		
Type	Symbolic name reference to [ComMChannel]		
Post-Build Variant Value	true		
Value Configuration Class	Pre-compile time	X	VARIANT-PRE-COMPILE
	Link time	X	VARIANT-LINK-TIME
	Post-build time	X	VARIANT-POST-BUILD
Scope / Dependency	scope: ECU		

No Included Containers



10.2.5 J1939DcmNode

SWS Item	ECUC_J1939Dcm_00010 :
Container Name	J1939DcmNode
Description	Contains the parameters for the support of a logical J1939 node.
Configuration Parameters	

SWS Item	ECUC_J1939Dcm_00047 :
Name	J1939DcmSPNsInDataStream
Parent Container	J1939DcmNode
Description	Defines the SPNs available in data stream for use in DM24.
Multiplicity	0..*
Type	EcucIntegerParamDef
Range	0 .. 524287
Default value	--
Post-Build Variant Multiplicity	false
Post-Build Variant Value	false

Multiplicity Configuration Class	Pre-compile time	X	All Variants
	Link time	--	
	Post-build time	--	
Value Configuration Class	Pre-compile time	X	All Variants
	Link time	--	
	Post-build time	--	
Scope / Dependency	scope: local		

SWS Item	ECUC_J1939Dcm_00072 :		
Name	J1939DcmDemClientRef		
Parent Container	J1939DcmNode		
Description	Reference to the corresponding Dem Client.		
Multiplicity	1		
Type	Symbolic name reference to [DemClient]		
Post-Build Variant Value	false		
Value Configuration Class	Pre-compile time	X	VARIANT-PRE-COMPILE
	Link time	X	VARIANT-LINK-TIME, VARIANT-POST-BUILD
	Post-build time	--	
Scope / Dependency	scope: local		

SWS Item	ECUC_J1939Dcm_00013 :		
Name	J1939DcmNmNodeRef		
Parent Container	J1939DcmNode		
Description	Reference to the corresponding J1939Nm node.		
Multiplicity	1		
Type	Symbolic name reference to [J1939NmNode]		
Post-Build Variant Value	false		
Value Configuration Class	Pre-compile time	X	VARIANT-PRE-COMPILE
	Link time	X	VARIANT-LINK-TIME, VARIANT-POST-BUILD
	Post-build time	--	
Scope / Dependency	scope: local		

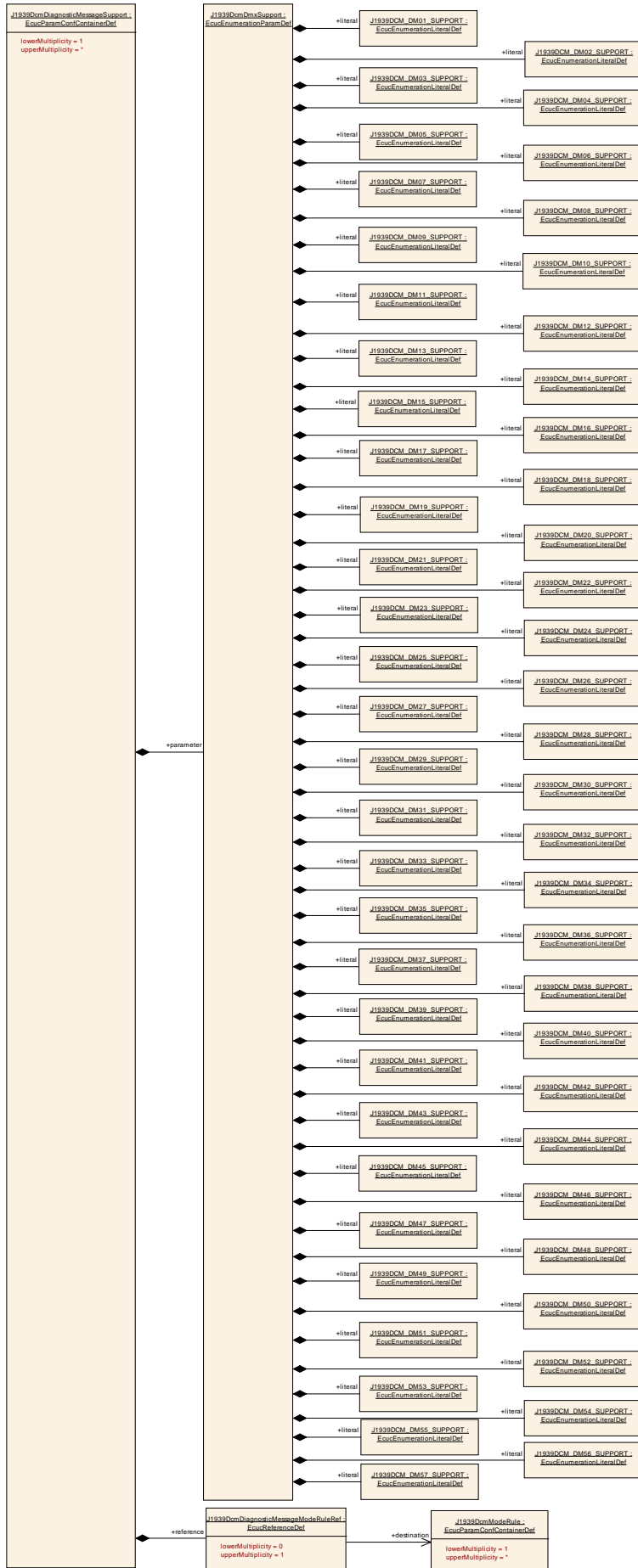
SWS Item	ECUC_J1939Dcm_00049 :		
Name	J1939DcmNodeRmUserRef		
Parent Container	J1939DcmNode		
Description	Reference to the J1939RmUser used by J1939Dcm.		
Multiplicity	1		
Type	Symbolic name reference to [J1939RmDcmUser]		
Post-Build Variant Value	true		
Value Configuration Class	Pre-compile time	X	VARIANT-PRE-COMPILE
	Link time	X	VARIANT-LINK-TIME
	Post-build time	X	VARIANT-POST-BUILD
Scope / Dependency	scope: local		

SWS Item	ECUC_J1939Dcm_00051 :		
Name	J1939DcmServiceOnlyDTCsMemoryDestinationRef		
Parent Container	J1939DcmNode		
Description	Reference to the user defined memory used for the Service Only DTCs handled by DM53, DM54, and DM55.		
Multiplicity	0..1		
Type	Symbolic name reference to [DemUserDefinedMemory]		
Post-Build Variant Value	false		
Value Configuration Class	Pre-compile time	X	All Variants

	Link time	--	
	Post-build time	--	
Scope / Dependency	scope: local dependency: The referenced event memory shall be assigned to the DemEventMemorySet of the DemClient referenced by J1939DcmDemClientRef.		

Included Containers		
Container Name	Multiplicity	Scope / Dependency
J1939DcmDiagnosticMessageSupport	1..*	Contains parameters to configure the diagnostic message support

Remark for implementation: According to RFC#72884, the reference to DemUserDefinedMemory is changed to DemEventMemory. If the RFC#72884 is implemented, this should be renamed.



10.2.6 J1939DcmDiagnosticMessageSupport

SWS Item	ECUC_J1939Dcm_00014 :
Container Name	J1939DcmDiagnosticMessageSupport
Description	Contains parameters to configure the diagnostic message support
Configuration Parameters	

SWS Item	ECUC_J1939Dcm_00042 :	
Name	J1939DcmDmxSupport	
Parent Container	J1939DcmDiagnosticMessageSupport	
Description	This parameter is used to identify the actual DMx message.	
Multiplicity	1	
Type	EcucEnumerationParamDef	
Range	J1939DCM_DM01_SUPPORT	DM01: Active Diagnostic Trouble Codes
	J1939DCM_DM02_SUPPORT	DM02: Previously Active Diagnostic Trouble Codes
	J1939DCM_DM03_SUPPORT	DM03: Diagnostic Data Clear/Reset for Previously Active DTCs
	J1939DCM_DM04_SUPPORT	DM04: Freeze Frame Parameters
	J1939DCM_DM05_SUPPORT	DM05: Diagnostic Readiness 1
	J1939DCM_DM06_SUPPORT	DM06: Emission Related Pending DTCs
	J1939DCM_DM07_SUPPORT	DM07: Command Non-continuously Monitored Test
	J1939DCM_DM08_SUPPORT	DM08: Test Results for Non-continuously Monitored Systems
	J1939DCM_DM09_SUPPORT	DM09: Oxygen Sensor Test Results
	J1939DCM_DM10_SUPPORT	DM10: Non-continuously Monitored System Test Identifiers Support
	J1939DCM_DM11_SUPPORT	DM11: Diagnostic Data Clear/Reset for Active DTCs
	J1939DCM_DM12_SUPPORT	DM12: Emissions Related Active DTCs
	J1939DCM_DM13_SUPPORT	DM13: Stop Start Broadcast
	J1939DCM_DM14_SUPPORT	DM14: Memory Access Request
	J1939DCM_DM15_SUPPORT	DM15: Memory Access Response
	J1939DCM_DM16_SUPPORT	DM16: Binary Data Transfer
	J1939DCM_DM17_SUPPORT	DM17: Boot Load Data
	J1939DCM_DM18_SUPPORT	DM18: Data Security
	J1939DCM_DM19_SUPPORT	DM19: Calibration Information
	J1939DCM_DM20_SUPPORT	DM20: Monitor Performance Ratio
	J1939DCM_DM21_SUPPORT	DM21: Diagnostic Readiness 2
	J1939DCM_DM22_SUPPORT	DM22: Individual Clear/Reset of Active and Previously Active DTC
	J1939DCM_DM23_SUPPORT	DM23: Emission Related Previously Active DTCs
	J1939DCM_DM24_SUPPORT	DM24: SPN Support
	J1939DCM_DM25_SUPPORT	DM25: Expanded Freeze Frame
	J1939DCM_DM26_SUPPORT	DM26: Diagnostic Readiness 3
	J1939DCM_DM27_SUPPORT	DM27: All Pending DTCs
	J1939DCM_DM28_SUPPORT	DM28: Permanent DTCs
	J1939DCM_DM29_SUPPORT	DM29: Regulated DTC Counts

	J1939DCM_DM30_SUPPORT	DM30: Scaled Test Results	
	J1939DCM_DM31_SUPPORT	DM31: DTC to Lamp Association	
	J1939DCM_DM32_SUPPORT	DM32: Regulated Exhaust Emission Level Exceedance	
	J1939DCM_DM33_SUPPORT	DM33: Emission Increasing Auxiliary Emission Control Device Active Time	
	J1939DCM_DM34_SUPPORT	DM34: NTE Status	
	J1939DCM_DM35_SUPPORT	DM35: Immediate Fault Status	
	J1939DCM_DM36_SUPPORT	DM36: Harmonized Roadworthiness - Vehicle (HRWV)	
	J1939DCM_DM37_SUPPORT	DM37: Harmonized Roadworthiness - System (HRWS)	
	J1939DCM_DM38_SUPPORT	DM38: Harmonized Global Regulation Description (HGRD)	
	J1939DCM_DM39_SUPPORT	DM39: Harmonized Cumulative Continuous Malfunction Indicator - System (HCMI)	
	J1939DCM_DM40_SUPPORT	DM40: Harmonized B1 Failure Counts (HB1C)	
	J1939DCM_DM41_SUPPORT	DM41: DTCs - A, Pending	
	J1939DCM_DM42_SUPPORT	DM42: DTCs - A, Confirmed and Active	
	J1939DCM_DM43_SUPPORT	DM43: DTCs - A, Previously Active	
	J1939DCM_DM44_SUPPORT	DM44: DTCs - B1, Pending	
	J1939DCM_DM45_SUPPORT	DM45: DTCs - B1, Confirmed and Active	
	J1939DCM_DM46_SUPPORT	DM46: DTCs - B1, Previously Active	
	J1939DCM_DM47_SUPPORT	DM47: DTCs - B2, Pending	
	J1939DCM_DM48_SUPPORT	DM48: DTCs - B2, Confirmed and Active	
	J1939DCM_DM49_SUPPORT	DM49: DTCs - B2, Previously Active	
	J1939DCM_DM50_SUPPORT	DM50: DTCs - C, Pending	
	J1939DCM_DM51_SUPPORT	DM51: DTCs - C, Confirmed and Active	
	J1939DCM_DM52_SUPPORT	DM52: DTCs - C, Previously Active	
	J1939DCM_DM53_SUPPORT	DM53: Active Service Only DTCs	
	J1939DCM_DM54_SUPPORT	DM54: Previously Active Service Only DTCs	
	J1939DCM_DM55_SUPPORT	DM55: Clear All Service Only DTCs	
	J1939DCM_DM56_SUPPORT	DM56: Engine Emissions Certification Information	
J1939DCM_DM57_SUPPORT	DM57: OBD Information		
Post-Build Variant Value	false		
Value Configuration Class	Pre-compile time	X	All Variants
	Link time	--	
	Post-build time	--	
Scope / Dependency	scope: local		

SWS Item	ECUC_J1939Dcm_00070 :		
Name	J1939DcmDiagnosticMessageModeRuleRef		
Parent Container	J1939DcmDiagnosticMessageSupport		
Description	Reference to a J1939DcmModeRule which controls the execution of a DiagnosticMessage.		
Multiplicity	0..1		

Type	Reference to [J1939DcmModeRule]		
Post-Build Variant Multiplicity	false		
Post-Build Variant Value	false		
Multiplicity Configuration Class	Pre-compile time	X	VARIANT-PRE-COMPILE, VARIANT-POST-BUILD
	Link time	X	VARIANT-LINK-TIME
	Post-build time	--	
Value Configuration Class	Pre-compile time	X	VARIANT-PRE-COMPILE, VARIANT-POST-BUILD
	Link time	X	VARIANT-LINK-TIME
	Post-build time	--	
Scope / Dependency	scope: ECU		

SWS Item	ECUC_J1939Dcm_00048 :		
Name	J1939DcmDiagnosticMessageSupportChannelRef		
Parent Container	J1939DcmDiagnosticMessageSupport		
Description	Reference to J1939DcmChannel for which this diagnostic message is supported.		
Multiplicity	1		
Type	Reference to [J1939DcmChannel]		
Post-Build Variant Value	false		
Value Configuration Class	Pre-compile time	X	VARIANT-PRE-COMPILE
	Link time	X	VARIANT-LINK-TIME, VARIANT-POST-BUILD
	Post-build time	--	
Scope / Dependency	scope: local		

Included Containers		
Container Name	Multiplicity	Scope / Dependency
J1939DcmRxPdu	0..1	Contains parameters to configure the J1939DcmRxPdu. This PDU consumes meta data items of type CAN_ID_32 for PDUs received from CanIf, and of type SOURCE_ADDRESS_16, TARGET_ADDRESS_16, and PRIORITY_8 for PDUs received from J1939Tp.
J1939DcmTxPdu	0..1	Contains parameters to configure the J1939DcmTxPdu. This PDU produces meta data items of type CAN_ID_32 for PDUs transmitted via CanIf, and of type SOURCE_ADDRESS_16, TARGET_ADDRESS_16, and PRIORITY_8 for PDUs transmitted via J1939Tp.

10.2.7 J1939DcmRxPdu

SWS Item	ECUC_J1939Dcm_00046 :
Container Name	J1939DcmRxPdu
Description	Contains parameters to configure the J1939DcmRxPdu. This PDU consumes meta data items of type CAN_ID_32 for PDUs received from CanIf, and of type SOURCE_ADDRESS_16, TARGET_ADDRESS_16, and PRIORITY_8 for PDUs received from J1939Tp.
Configuration Parameters	

SWS Item	ECUC_J1939Dcm_00016 :		
Name	J1939DcmRxPduld		
Parent Container	J1939DcmRxPdu		
Description	The I-PDU identifier used for communication with PduR.		
Multiplicity	1		
Type	EcucIntegerParamDef (Symbolic Name generated for this parameter)		
Range	0 .. 65535		
Default value	--		
Post-Build Variant Value	false		
Value Configuration Class	Pre-compile time	X	All Variants
	Link time	--	
	Post-build time	--	
Scope / Dependency	scope: ECU		

SWS Item	ECUC_J1939Dcm_00017 :		
Name	J1939DcmRxPduRef		
Parent Container	J1939DcmRxPdu		
Description	Reference to the global Pdu element in the Ecuc module.		
Multiplicity	1		
Type	Reference to [Pdu]		
Post-Build Variant Value	true		
Value Configuration Class	Pre-compile time	X	VARIANT-PRE-COMPILE
	Link time	X	VARIANT-LINK-TIME
	Post-build time	X	VARIANT-POST-BUILD
Scope / Dependency	scope: local		

No Included Containers

10.2.8 J1939DcmTxPdu

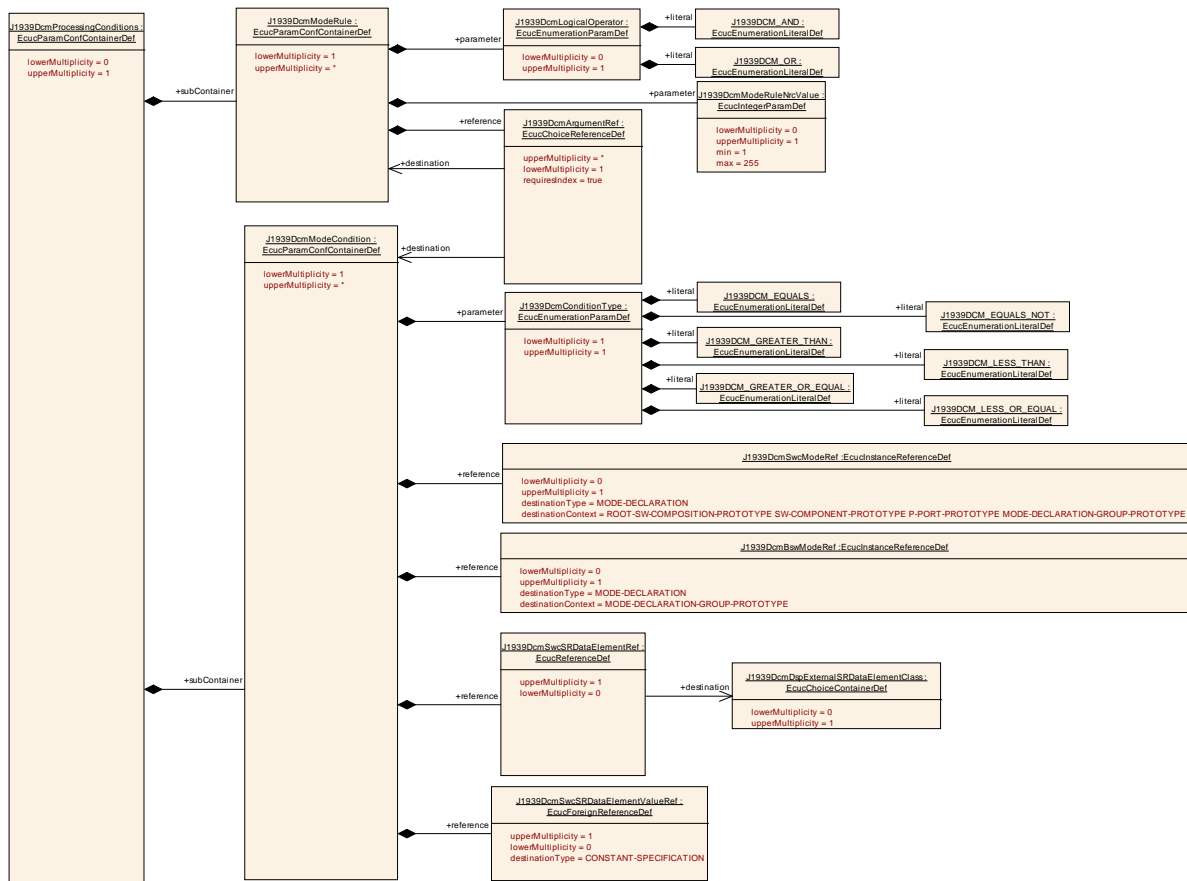
SWS Item	ECUC_J1939Dcm_00045 :		
Container Name	J1939DcmTxPdu		
Description	Contains parameters to configure the J1939DcmTxPdu.		
	This PDU produces meta data items of type CAN_ID_32 for PDUs transmitted via CanIf, and of type SOURCE_ADDRESS_16, TARGET_ADDRESS_16, and PRIORITY_8 for PDUs transmitted via J1939Tp.		
Configuration Parameters			

SWS Item	ECUC_J1939Dcm_00044 :		
Name	J1939DcmTxPduld		
Parent Container	J1939DcmTxPdu		
Description	The I-PDU identifier used to identify the Tx message.		
Multiplicity	1		
Type	EcucIntegerParamDef (Symbolic Name generated for this parameter)		
Range	0 .. 65535		
Default value	--		
Post-Build Variant Value	false		
Value Configuration Class	Pre-compile time	X	All Variants
	Link time	--	

	Post-build time	--	
Scope / Dependency	scope: ECU		

SWS Item	ECUC_J1939Dcm_00043 :		
Name	J1939DcmTxPduRef		
Parent Container	J1939DcmTxPdu		
Description	Reference to the global Pdu element in the Ecuc module.		
Multiplicity	1		
Type	Reference to [Pdu]		
Post-Build Variant Value	true		
Value Configuration Class	Pre-compile time	X	VARIANT-PRE-COMPILE
	Link time	X	VARIANT-LINK-TIME
	Post-build time	X	VARIANT-POST-BUILD
Scope / Dependency	scope: local		

No Included Containers



10.2.9 J1939DcmProcessingConditions

SWS Item	ECUC_J1939Dcm_00052 :
Container Name	J1939DcmProcessingConditions
Description	This container contains the configuration for mode arbitration functionality of the J1939Dcm
Configuration Parameters	

Included Containers		
Container Name	Multiplicity	Scope / Dependency
J1939DcmModeCondition	1..*	<p>This container contains the configuration of a mode condition or an environmental conditions which can be used as argument in J1939DcmModeRules.</p> <p>One J1939DcmModeCondition shall contain either one J1939DcmSwcModeRef or one J1939DcmBswModeRef or one J1939DcmSwcSRDataElementRef.</p> <p>Please note that the J1939Dcm acts as well as mode manager. Therefore the references J1939DcmSwcModeRef or one J1939DcmBswModeRef might point to provided ModeDeclarationGroupPrototypes of the J1939Dcm itself as well as to provided ModeDeclarationGroupPrototypes of other Bsw Modules or software components.</p> <p>In case of a configured J1939DcmSwcModeRef or J1939DcmBswModeRef only the J1939DcmConditionType J1939DCM_EQUALS or J1939DCM_EQUALS_NOT are applicable.</p> <p>In case of J1939DcmSwcSRDataElementRef all literals of J1939DcmConditionType are possible.</p>
J1939DcmModeRule	1..*	<p>This container contains the configuration of a mode rule which represents a logical expression with J1939DcmModeConditions or other J1939DcmModeRules as arguments.</p> <p>All arguments are processed with the operator defined by DcmLogicalOperator, for instance: Argument_A AND Argument_B AND Argument_C</p>

10.2.10 J1939DcmModeCondition

SWS Item	ECUC J1939Dcm_00071 :
Container Name	J1939DcmModeCondition
Description	<p>This container contains the configuration of a mode condition or an environmental conditions which can be used as argument in J1939DcmModeRules.</p> <p>One J1939DcmModeCondition shall contain either one J1939DcmSwcModeRef or one J1939DcmBswModeRef or one J1939DcmSwcSRDataElementRef.</p> <p>Please note that the J1939Dcm acts as well as mode manager. Therefore the references J1939DcmSwcModeRef or one J1939DcmBswModeRef might point to provided ModeDeclarationGroupPrototypes of the J1939Dcm itself as well as to provided ModeDeclarationGroupPrototypes of other Bsw Modules or software components.</p> <p>In case of a configured J1939DcmSwcModeRef or J1939DcmBswModeRef only the J1939DcmConditionType J1939DCM_EQUALS or J1939DCM_EQUALS_NOT are applicable.</p> <p>In case of J1939DcmSwcSRDataElementRef all literals of J1939DcmConditionType are possible.</p>

Configuration Parameters

SWS Item	ECUC_J1939Dcm_00057 :		
Name	J1939DcmConditionType		
Parent Container	J1939DcmModeCondition		
Description	This parameter specifies what kind of comparison that is made for the evaluation of the mode condition.		
Multiplicity	1		
Type	EcucEnumerationParamDef		
Range	J1939DCM_EQUALS	--	
	J1939DCM_EQUALS_NOT	--	
	J1939DCM_GREATER_OR_EQUAL	--	
	J1939DCM_GREATER_THAN	--	
	J1939DCM_LESS_OR_EQUAL	--	
	J1939DCM_LESS_THAN	--	
Post-Build Variant Value	false		
Value Configuration Class	Pre-compile time	X	All Variants
	Link time	--	
	Post-build time	--	
Scope / Dependency	scope: local		

SWS Item	ECUC_J1939Dcm_00059 :		
Name	J1939DcmBswModeRef		
Parent Container	J1939DcmModeCondition		
Description	This parameter references a mode of a ModeDeclarationGroupPrototype provided by a Basic Software Module used for the condition. Please note that such ModeDeclarationGroupPrototype are owned by a Basic Software Module Description in the role providedModeGroup.		
Multiplicity	0..1		
Type	Instance reference to [MODE-DECLARATION context: MODE-DECLARATION-GROUP-PROTOTYPE]		
Post-Build Variant Multiplicity	false		
Post-Build Variant Value	false		
Multiplicity Configuration Class	Pre-compile time	X	All Variants
	Link time	--	
	Post-build time	--	
Value Configuration Class	Pre-compile time	X	All Variants
	Link time	--	
	Post-build time	--	
Scope / Dependency	scope: local		

SWS Item	ECUC_J1939Dcm_00058 :		
Name	J1939DcmSwcModeRef		
Parent Container	J1939DcmModeCondition		
Description	This parameter references a mode in a particular mode request port of a software component that is used for the condition.		
Multiplicity	0..1		
Type	Instance reference to [MODE-DECLARATION context: ROOT-SW-COMPOSITION-PROTOTYPE SW-COMPONENT-PROTOTYPE P-PORT-PROTOTYPE MODE-DECLARATION-GROUP-PROTOTYPE]		
Post-Build Variant Multiplicity	false		
Post-Build Variant Value	false		

Multiplicity Configuration Class	Pre-compile time	X	All Variants
	Link time	--	
	Post-build time	--	
Value Configuration Class	Pre-compile time	X	All Variants
	Link time	--	
	Post-build time	--	
Scope / Dependency	scope: local		

SWS Item	ECUC_J1939Dcm_00060 :		
Name	J1939DcmSwcSRDataElementRef		
Parent Container	J1939DcmModeCondition		
Description	Reference to environmental conditions. It is possible to reference a S/R Receiver-Port to read physical values and compare (equal, greater, less,...) them with a configured value that is defined by J1939DcmSwcSRDataElementValueRef.		
Multiplicity	0..1		
Type	Reference to [J1939DcmDspExternalSRDataElementClass]		
Post-Build Variant Multiplicity	false		
Post-Build Variant Value	false		
Multiplicity Configuration Class	Pre-compile time	X	All Variants
	Link time	--	
	Post-build time	--	
Value Configuration Class	Pre-compile time	X	All Variants
	Link time	--	
	Post-build time	--	
Scope / Dependency	scope: local		

SWS Item	ECUC_J1939Dcm_00061 :		
Name	J1939DcmSwcSRDataElementValueRef		
Parent Container	J1939DcmModeCondition		
Description	Reference to a constant specification defining the compare value for environmental condition.		
Multiplicity	0..1		
Type	Foreign reference to [CONSTANT-SPECIFICATION]		
Post-Build Variant Multiplicity	false		
Post-Build Variant Value	false		
Multiplicity Configuration Class	Pre-compile time	X	All Variants
	Link time	--	
	Post-build time	--	
Value Configuration Class	Pre-compile time	X	All Variants
	Link time	--	
	Post-build time	--	
Scope / Dependency	scope: local dependency: DcmSwcSRDataElementRef != NULL		

No Included Containers

10.2.11 J1939DcmModeRule

SWS Item	ECUC_J1939Dcm_00053 :
Container Name	J1939DcmModeRule
Description	<p>This container contains the configuration of a mode rule which represents a logical expression with J1939DcmModeConditions or other J1939DcmModeRules as arguments.</p> <p>All arguments are processed with the operator defined by DcmLogicalOperator, for instance: Argument_A AND Argument_B AND Argument_C</p>
Configuration Parameters	

SWS Item	ECUC_J1939Dcm_00054 :		
Name	J1939DcmLogicalOperator		
Parent Container	J1939DcmModeRule		
Description	This parameter specifies the logical operator to be used in the logical expression. If the expression only consists of a single condition this parameter shall not be used.		
Multiplicity	0..1		
Type	EcucEnumerationParamDef		
Range	J1939DCM_AND	--	
	J1939DCM_OR	--	
Post-Build Variant Multiplicity	false		
Post-Build Variant Value	false		
Multiplicity Configuration Class	Pre-compile time	X	All Variants
	Link time	--	
	Post-build time	--	
Value Configuration Class	Pre-compile time	X	All Variants
	Link time	--	
	Post-build time	--	
Scope / Dependency	scope: local		

SWS Item	ECUC_J1939Dcm_00056 :		
Name	J1939DcmModeRuleNrcValue		
Parent Container	J1939DcmModeRule		
Description	Optional parameter which defines the NRC to be sent in case the mode rule condition is not valid.		
Multiplicity	0..1		
Type	EcucIntegerParamDef		
Range	1 .. 255		
Default value	--		
Post-Build Variant Multiplicity	false		
Post-Build Variant Value	false		
Multiplicity Configuration Class	Pre-compile time	X	VARIANT-PRE-COMPILE
	Link time	X	VARIANT-LINK-TIME
	Post-build time	--	
Value Configuration Class	Pre-compile time	X	VARIANT-PRE-COMPILE
	Link time	X	VARIANT-LINK-TIME
	Post-build time	--	
Scope / Dependency	scope: ECU		

SWS Item	ECUC_J1939Dcm_00055 :
-----------------	------------------------------

Name	J1939DcmArgumentRef		
Parent Container	J1939DcmModeRule		
Description	This is a choice reference either to a mode condition or a an other mode rule serving as sub-expression. Attributes: requiresIndex=true		
Multiplicity	1..*		
Type	Choice reference to [J1939DcmModeCondition , J1939DcmModeRule]		
Post-Build Variant Multiplicity	false		
Post-Build Variant Value	false		
Multiplicity Configuration Class	Pre-compile time	X	All Variants
	Link time	--	
	Post-build time	--	
Value Configuration Class	Pre-compile time	X	All Variants
	Link time	--	
	Post-build time	--	
Scope / Dependency	scope: local		

No Included Containers



10.2.12 J1939DcmDspExternalSRDataElementClass

SWS Item	ECUC_J1939Dcm_00062 :
Choice container Name	J1939DcmDspExternalSRDataElementClass
Description	This container defines the source of data in a provided port which shall be read respectively the target of data in a required port which shall be written. This container shall contain either one J1939DcmSubElementInDataElementInstance OR J1939DcmDataElementInstance OR J1939DcmSubElementInImplDataElementInstance reference.

Container Choices		
Container Name	Multiplicity	Scope / Dependency
J1939DcmDataElementInstance	0..1	Instance Reference to the primitive data in a port where the data element is typed with an ApplicationPrimitiveDataType or an ImplementationDataType.
J1939DcmSubElementInDataElementInstance	0..1	Instance Reference to the primitve sub-element (at any level) of composite data

		in a port where the data element is typed with an ApplicationCompositeDataType.
J1939DcmSubElementInImplDataElementInstance	0..1	Instance Reference to the primitive sub-element (at any level) of composite data in a port where the data element is typed with an ImplementationDataType.

10.2.13 J1939DcmDataElementInstance

SWS Item	ECUC_J1939Dcm_00064 :		
Container Name	J1939DcmDataElementInstance		
Description	Instance Reference to the primitive data in a port where the data element is typed with an ApplicationPrimitiveDataType or an ImplementationDataType.		
Configuration Parameters			

SWS Item	ECUC_J1939Dcm_00067 :		
Name	J1939DcmDataElementInstanceRef		
Parent Container	J1939DcmDataElementInstance		
Description	Instance Reference to the primitive data which shall be read or written. Supported are VariableDataPrototypes in SenderReceiverInterfaces and NvDataInterfaces and ParameterDataPrototypes in ParameterInterfaces (read only). This reference is applicable if the AutosarDataPrototype is typed with a ApplicationPrimitiveDataType of category VALUE or BOOLEAN or if the AutosarDataPrototype is typed with a ImplementationDataType of category VALUE or TYPE_REFERENCE that in turn boils down to VALUE		
Multiplicity	1		
Type	Instance reference to [AUTOSAR-DATA-PROTOTYPE context: ROOT-SW-COMPOSITION-PROTOTYPE SW-COMPONENT-PROTOTYPE PORT-PROTOTYPE]		
Post-Build Variant Value	false		
Value Configuration Class	Pre-compile time	X	All Variants
	Link time	--	
	Post-build time	--	
Scope / Dependency			

No Included Containers

10.2.14 J1939DcmSubElementInDataElementInstance

SWS Item	ECUC_J1939Dcm_00063 :		
Container Name	J1939DcmSubElementInDataElementInstance		
Description	Instance Reference to the primitive sub-element (at any level) of composite data in a port where the data element is typed with an ApplicationCompositeDataType.		
Configuration Parameters			

SWS Item	ECUC_J1939Dcm_00066 :		
Name	J1939DcmSubElementInDataElementInstanceRef		
Parent Container	J1939DcmSubElementInDataElementInstance		
Description	Instance Reference to the primitive sub-element (at any level) of composite		

	data in a port which shall be read. Supported are VariableDataPrototypes in SenderReceiverInterfaces and NvDataInterfaces and ParameterDataPrototypes in ParameterInterfaces (read only). This reference is applicable if the AutosarDataPrototype is typed with a ApplicationCompositeDataType.		
Multiplicity	1		
Type	Instance reference to [APPLICATION-COMPOSITE-ELEMENT-DATA-PROTOTYPE context: ROOT-SW-COMPOSITION-PROTOTYPE SW-COMPONENT-PROTOTYPE PORT-PROTOTYPE AUTOSAR-DATA-PROTOTYPE APPLICATION-COMPOSITE-ELEMENT-DATA-PROTOTYPE*]		
Post-Build Variant Value	false		
Value Configuration Class	Pre-compile time	X	All Variants
	Link time	--	
	Post-build time	--	
Scope / Dependency			

No Included Containers

10.2.15 J1939DcmSubElementInImplDataElementInstance

SWS Item	ECUC_J1939Dcm_00065 :
Container Name	J1939DcmSubElementInImplDataElementInstance
Description	Instance Reference to the primitive sub-element (at any level) of composite data in a port where the data element is typed with an ImplementationDataType.
Configuration Parameters	

SWS Item	ECUC_J1939Dcm_00068 :		
Name	J1939DcmSubElementInImplDataElementInstanceRef		
Parent Container	J1939DcmSubElementInImplDataElementInstance		
Description	Instance Reference to the primitive sub-element (at any level) of composite data in a port which shall be read. Supported are VariableDataPrototypes in SenderReceiverInterfaces and NvDataInterfaces and ParameterDataPrototypes in ParameterInterfaces (read only). This reference is applicable if the AutosarDataPrototype is typed with a ImplementationDataType of category STRUCTURE or ARRAY. Please note that in case of ARRAY the index attribute in the target reference has to be set to select a single array element.		
Multiplicity	1		
Type	Instance reference to [IMPLEMENTATION-DATA-TYPE-ELEMENT context: ROOT-SW-COMPOSITION-PROTOTYPE SW-COMPONENT-PROTOTYPE PORT-PROTOTYPE AUTOSAR-DATA-PROTOTYPE IMPLEMENTATION-DATA-TYPE-ELEMENT*]		
Post-Build Variant Value	false		
Value Configuration Class	Pre-compile time	X	All Variants
	Link time	--	
	Post-build time	--	
Scope / Dependency			

No Included Containers

10.3 Published Information

For details, refer to the chapter 10.3 “Published Information” in *SWS_BSWGeneral*.