

| | |
|-----------------------------------|-----------------------------|
| Document Title | Specification of PDU Router |
| Document Owner | AUTOSAR |
| Document Responsibility | AUTOSAR |
| Document Identification No | 035 |
| Document Status | Final |
| Part of AUTOSAR Standard | Classic Platform |
| Part of Standard Release | 4.3.1 |

| Document Change History | | | |
|--------------------------------|----------------|----------------------------|---|
| Date | Release | Changed by | Change Description |
| 2017-12-08 | 4.3.1 | AUTOSAR Release Management | <ul style="list-style-type: none"> • API parameter RetryInfoType* retry has become pointer to const in PduR_<User:LoTp>CopyTxData • The ChangeParameter API has been rendered obsolete • DET Runtime Errors PDUR_E_TP_TX_REQ_REJECTED and PDUR_E_PDU_INSTANCES_LOST introduced • Det_ReportRuntimeError has become a Mandatory Interface and inclusion of DET is not optional anymore • Clarification of the disabled APIs and their behavior if PduR_DisableRouting called • Corrections in description of PduRDestTxBufferRef and PduRTxBuffer • Editorial changes |
| 2016-11-30 | 4.3.0 | AUTOSAR Release Management | <ul style="list-style-type: none"> • Reliable TxConfirmation • Addressing in Upper Layers using MetaData • Clarification on unknown message length handling for the TP gateway • Added support for n:1 routing • Added support for FIFO for TP messages • Removed module specific dependencies when calling DET |

| Document Change History | | | |
|-------------------------|---------|----------------------------|--|
| Date | Release | Changed by | Change Description |
| 2015-07-31 | 4.2.2 | AUTOSAR Release Management | <ul style="list-style-type: none"> • Added support of TriggerTransmit for dynamic length PDUs • Clarification on output parameter 'availableDataPtr' of PduR_<User:LoTp>CopyTxData • Clarification for releasing of buffer on return of E_NOT_OK from <DstLoTp_Transmit> API • Clarified behavior for disabled TxPduld of upper layer • Clarified Routing PDUs between local modules • Cleanup of references to former SoAd API • DET Renaming and Extension Incorporation • LdCom asupper module • Clarification for releasing of buffer on return of E_NOT_OK from <DstLoTp_Transmit> API |
| 2014-10-31 | 4.2.1 | AUTOSAR Release Management | <ul style="list-style-type: none"> • Support multi-frame TP fanout • CAN-FD and SecOC Concept incorporation • Improved Cancel Transmission handling in case of gatewaying • Editorial changes |
| 2014-03-31 | 4.1.3 | AUTOSAR Release Management | <ul style="list-style-type: none"> • Clarified handling of routing on-the-fly for unreached TP threshold • Clarify behaviour for TriggerTransmit data provision depending on used buffering strategy • Introduced DET when <DstLo>_Transmit fails • Harmonize descriptions of identical API functions |

| Document Change History | | | |
|-------------------------|---------|----------------------------|---|
| Date | Release | Changed by | Change Description |
| 2013-10-31 | 4.1.2 | AUTOSAR Release Management | <ul style="list-style-type: none"> Revised list of optional interfaces Deleted handling of misconfigured PDUs during run-time. Deleted NotifyResultType Added error handling after destination abort in case of gatewaying. Editorial changes Removed chapter(s) on change documentation |
| 2013-03-15 | 4.1.1 | AUTOSAR Administration | <ul style="list-style-type: none"> Added support for extended PDUs as part of the heavy duty vehicle support Removed minimum routing feature Improved multicast behavior Post-build loadable support |
| 2011-12-22 | 4.0.3 | AUTOSAR Administration | <ul style="list-style-type: none"> clarifications regarding non-TP PDU routing new feature: non-TP PDU routing independent of the Pdu length FIFO handling for non-TP PDU routing clarified / improved Service ID's for generic services introduced clarification regarding multicast routing of TP-PDU's DEM error reporting removed |
| 2010-09-30 | 3.1.5 | AUTOSAR Administration | <ul style="list-style-type: none"> Introduced new version check Added Std_ReturnType to PduR_<Lo>TriggerTransmit Added functionality of PduR_<LoTp>CopyTxData when TsSduLength is zero |

| Document Change History | | | |
|--------------------------------|----------------|--------------------------|---|
| Date | Release | Changed by | Change Description |
| 2010-02-02 | 3.1.4 | AUTOSAR Administration | <ul style="list-style-type: none"> • The PDU Router module is made generic to allow any combination of busses, TPs and upper modules. The upper and lower modules are modeled generic and handled by the configuration. • The Transport Protocol API has been redesigned. Compatibility between TP in AR3.x and AR4.0 is described. • Cancel transmission of communication interface I-PDUs has been added. • Cancel reception of Transport Protocol I-PDUs has been added. • Change parameter of Transport Protocol parameters has been extended. • Legal disclaimer revised |
| 2009-07-24 | 3.1.3 | AUTOSAR Administration | <ul style="list-style-type: none"> • Legal disclaimer revised |
| 2008-08-13 | 3.1.1 | AUTOSAR Administration | <ul style="list-style-type: none"> • Correction figure 3 |
| 2007-08-10 | 2.1.17 | AUTOSAR Technical Office | <ul style="list-style-type: none"> • Tables generated from UML-models, UML-diagrams linked to UML-model, general improvements of requirements in preparation of CT-development. No changes in the technical contents of the specification. |

| Document Change History | | | |
|-------------------------|---------|------------------------|---|
| Date | Release | Changed by | Change Description |
| 2007-07-24 | 2.1.16 | AUTOSAR Administration | <ul style="list-style-type: none"> • Variants have been renamed. • New Callbacks PduR_LinTpChangeParameterConfirmation, PduR_FrTpChangeParameterConfirmation • PduR_CanTpChangeParameterConfirmation has been added. • New API's PduR_ChangeParameterRequest, PduR_CancelTransmitRequest has been added • New Typedefines PduR_ParameterValueType, PduR_CancelReasonType has been added • Document meta information extended • Small layout adaptations made |
| 2007-01-24 | 2.1.15 | AUTOSAR Administration | <ul style="list-style-type: none"> • Clarifications added (FIFO, TxConf, ...) • Unnecessary development errors removed • SchM_PduR.h and MemMap.h added • Corrections of configuration parameters • More details in Chapter 13 • • Legal disclaimer revised • Release Notes added • "Advice for users" revised • "Revision Information" added |
| 2006-05-16 | 2.0 | AUTOSAR Administration | <ul style="list-style-type: none"> • Document structure adapted to common Release 2.0 SWS Template. • Major changes in chapter 10 • Structure of document changed partly • Other changes see chapter |
| 2005-05-31 | 1.0 | AUTOSAR Administration | <ul style="list-style-type: none"> • Initial Release |

Disclaimer

This work (specification and/or software implementation) and the material contained in it, as released by AUTOSAR, is for the purpose of information only. AUTOSAR and the companies that have contributed to it shall not be liable for any use of the work.

The material contained in this work is protected by copyright and other types of intellectual property rights. The commercial exploitation of the material contained in this work requires a license to such intellectual property rights.

This work may be utilized or reproduced without any modification, in any form or by any means, for informational purposes only. For any other purpose, no part of the work may be utilized or reproduced, in any form or by any means, without permission in writing from the publisher.

The work has been developed for automotive applications only. It has neither been developed, nor tested for non-automotive applications.

The word AUTOSAR and the AUTOSAR logo are registered trademarks.

Table of Contents

| | | |
|-------|--|----|
| 1 | Introduction and functional overview | 10 |
| 1.1 | AUTOSAR architecture | 10 |
| 1.2 | PDU Router module function overview..... | 11 |
| 1.3 | I-PDU handling | 13 |
| 2 | Acronyms and abbreviations | 15 |
| 3 | Related documentation | 17 |
| 3.1 | Input documents..... | 17 |
| 3.2 | Related specification | 17 |
| 4 | Constraints and assumptions | 18 |
| 4.1 | Limitations | 18 |
| 4.1.1 | Limitations on supported functionality | 18 |
| 4.2 | Applicability to car domains | 19 |
| 5 | Dependencies to other modules..... | 20 |
| 5.1 | File structure..... | 20 |
| 5.1.1 | Code file structure..... | 20 |
| 5.1.2 | Header file structure..... | 21 |
| 5.2 | Version check..... | 22 |
| 6 | Requirements traceability..... | 23 |
| 7 | Functional Specification | 30 |
| 7.1 | I-PDU handling | 30 |
| 7.1.1 | I-PDU Reception to upper module(s) | 32 |
| 7.1.2 | I-PDU Transmission from upper module(s)..... | 34 |
| 7.1.3 | I-PDU Gateway | 38 |
| 7.2 | Cancel transmission | 50 |
| 7.3 | Cancel reception..... | 51 |
| 7.4 | Zero Cost Operation | 52 |
| 7.5 | State Management | 52 |
| 7.6 | Routing path groups | 53 |
| 7.7 | Complex Driver Interaction | 54 |
| 7.8 | Error classification | 55 |
| 7.8.1 | Development Errors | 56 |
| 7.8.1 | Runtime Errors..... | 56 |
| 7.8.2 | Transient Faults | 56 |
| 7.8.3 | Production Errors | 56 |
| 7.9 | Error detection | 56 |
| 7.10 | API parameter checking | 57 |
| 7.11 | Debugging | 57 |
| 8 | API specification..... | 58 |
| 8.1 | Imported types..... | 58 |
| 8.2 | Type definitions | 58 |
| 8.2.1 | PduR_PBConfigType..... | 58 |

| | | |
|--------|--|-----|
| 8.2.2 | PduR_PBConfigIdType | 59 |
| 8.2.3 | PduR_RoutingPathGroupIdType | 59 |
| 8.2.4 | PduR_StateType | 59 |
| 8.3 | Function definitions..... | 60 |
| 8.3.1 | General functions provided by the PDU Router | 60 |
| 8.3.2 | Configurable interfaces definitions for interaction with upper layer module | 62 |
| 8.3.3 | Configurable interfaces definitions for lower layer communication interface module interaction | 64 |
| 8.3.4 | Configurable interfaces definitions for lower layer transport protocol module interaction..... | 65 |
| 8.4 | Scheduled functions | 69 |
| 8.5 | Expected Interfaces..... | 69 |
| 8.5.1 | Mandatory Interfaces | 69 |
| 8.5.2 | Optional Interfaces..... | 69 |
| 9 | Sequence diagrams | 71 |
| 9.1 | I-PDU Reception..... | 72 |
| 9.1.1 | CanIf module I-PDU reception | 72 |
| 9.1.2 | Frlf module I-PDU reception | 73 |
| 9.1.3 | LinIf module reception of I-PDU | 74 |
| 9.1.4 | CanTp module reception of I-PDU | 75 |
| 9.2 | I-PDU transmission..... | 76 |
| 9.2.1 | CanIf module transmission of I-PDU | 76 |
| 9.2.2 | Frlf module transmission of I-PDU | 77 |
| 9.2.3 | LinIf module transmission of I-PDU..... | 78 |
| 9.2.4 | CanTp module transmission of I-PDU..... | 80 |
| 9.2.5 | Multicast transmission of I-PDU on transport protocol modules..... | 81 |
| 9.3 | Gateway of I-PDU..... | 82 |
| 9.3.1 | Gateway between two CanIfs | 82 |
| 9.3.2 | Gateway from CAN to FlexRay | 83 |
| 9.3.3 | Gateway from CAN to LIN | 84 |
| 9.3.4 | Gateway from CAN to CAN and received by the COM module | 85 |
| 9.3.5 | Singlecast-Gateway I-PDU using transport protocol modules | 86 |
| 9.3.6 | Multicast-Gateway I-PDU using transport protocol modules..... | 87 |
| 9.3.7 | Gateway Single-Frame I-PDU from CAN1 to DCM and CAN2 | 88 |
| 9.3.8 | Gateway Multi-Frame I-PDU from J1939Tp to DCM, CAN and LIN..... | 88 |
| 10 | Configuration specification | 91 |
| 10.1 | How to read this chapter..... | 91 |
| 10.1.1 | Variants..... | 91 |
| 10.2 | Containers and configuration parameters..... | 93 |
| 10.2.1 | PduR..... | 93 |
| 10.2.2 | PduRBswModules..... | 95 |
| 10.2.3 | PduRGeneral | 100 |
| 10.2.4 | PduRRoutingPathGroup | 102 |
| 10.2.5 | PduRRoutingPaths | 104 |
| 10.2.6 | PduRRoutingPath | 106 |
| 10.2.7 | PduRDestPdu | 108 |
| 10.2.8 | PduRSrcPdu | 110 |
| 10.2.9 | PduRDefaultValue | 112 |

| | | |
|---------|---|-----|
| 10.2.10 | PduRDefaultValueElement..... | 112 |
| 10.2.11 | PduRTxBuffer..... | 113 |
| 10.3 | Published Information..... | 114 |
| 11 | PDU Router module design notes..... | 115 |
| 11.1 | Configuration parameter considerations..... | 115 |
| 11.2 | Generic interfaces concept..... | 115 |
| 11.3 | Example structure of Routing tables..... | 116 |
| 11.3.1 | Transmission and multicast via communication interface modules..... | 117 |
| 11.3.2 | Reception and gateway via communication interface modules..... | 118 |
| 11.4 | Configuration generator..... | 118 |
| 11.4.1 | CanIf and COM routing path example..... | 119 |
| 11.5 | Post-build considerations | 120 |
| 12 | Not applicable requirements..... | 121 |

1 Introduction and functional overview

This specification describes the functionality and API for the AUTOSAR PDU Router (PduR) module.

The PDU Router module provides services for routing of I-PDUs (Interaction Layer Protocol Data Units) using the following module types:

- Communication interface modules, that are modules that use the <Provider:Up> or <Provider:Lo> API, e.g. Com, IPduM, LinIf, CanIf, CanNm, FrIf and FrNm
- Transport Protocol modules, that are modules using the <Provider:UpTp> or <Provider:LoTp> API, e.g. J1939Tp, LinTp (part of LinIf), CanTp, FrTp, COM, DCM

The routing of I-PDUs is performed based on statically defined I-PDU identifiers. No I-PDU is routed dynamically during run-time, e.g. dependent on its payload. The location of related modules can be „upper“ (e.g. DLT, DCM, COM, IpduM) and/or „lower“ (CanIf, FrIf, LinTp, IpduM, CanNm, FrNm). Note that the IpduM is listed as an upper and a lower module because it has two different roles (upper: Communication between COM module and IpduM module, lower: communication between IpduM module and communication interface module)

The PDU Router module is based on a generic approach of interfaced modules. The module that is interfaced is configured in the PDU Router module configuration. The listed modules in parenthesis in the previous paragraph are just examples, and not an exhaustive list. The PDU Router can be easily configured to support other upper and lower layer modules. This approach also allows to integrate Complex Drivers (CDDs) as upper or lower layer modules of the PDU Router.

The list of users of the PDU Router module is not fixed. The most common combination of upper and lower layer pairs is listed below:

- AUTOSAR Diagnostic Communication Manager (DCM) and Transport Protocol modules
- AUTOSAR COM and communication interface modules, Transport protocol modules or I-PDU Multiplexer
- I-PDU Multiplexer and communication interface modules

1.1 AUTOSAR architecture

The PDU Router module is a central module in the AUTOSAR communication structure [1]. The Figure 1 gives an overview of the AUTOSAR communication structure.

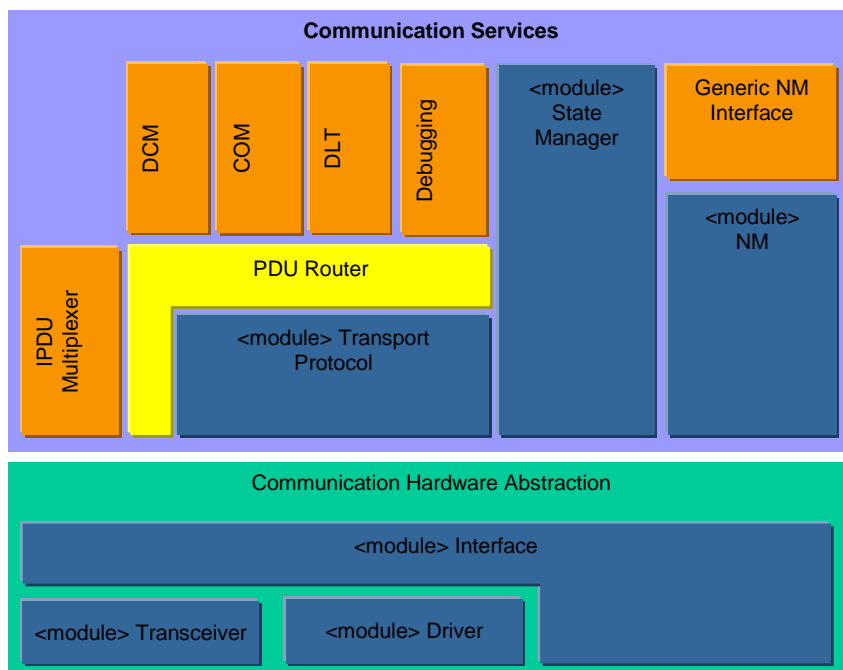


Figure 1: Communication Structure

1.2 PDU Router module function overview

The PDU Router module is part of the AUTOSAR Basic SW, and is mandatory instantiated in every AUTOSAR ECU.

The detailed PDU Router module structure is shown in Figure 2.

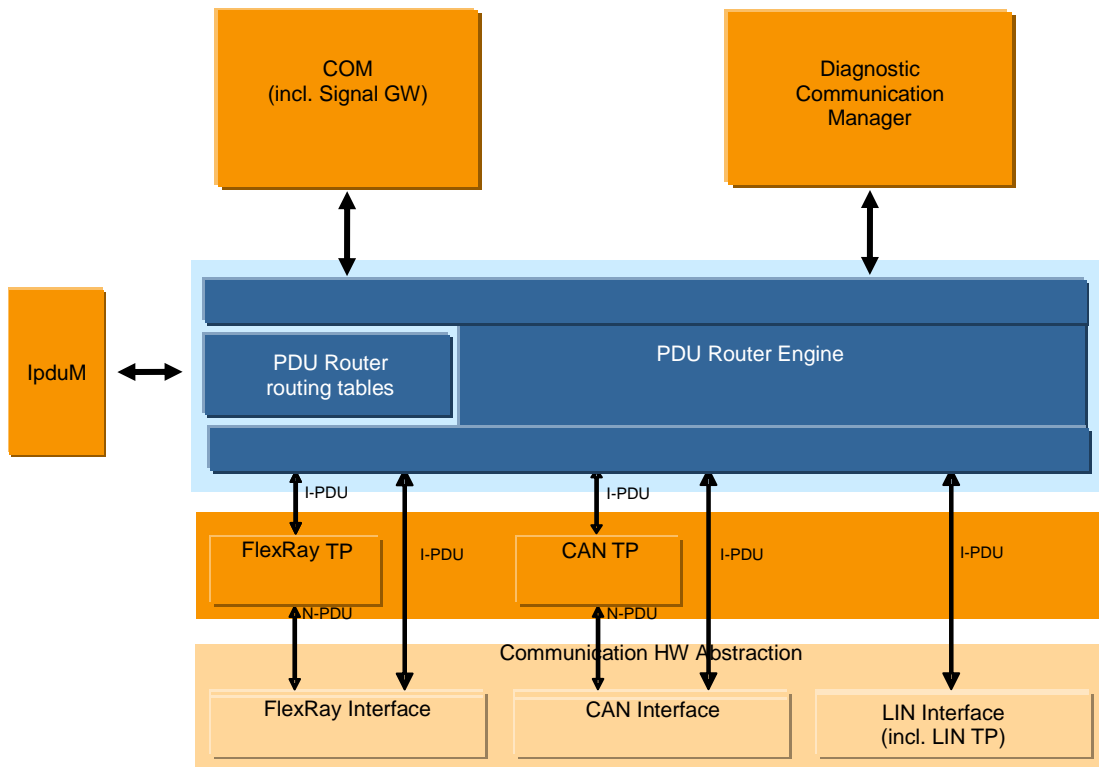


Figure 2: Detailed PDU Router Structure showing FlexRay, CAN and LIN

The PDU Router module mainly consists of two parts:

- The **PDU Router routing paths**: static routing paths describing the routing attributes for each I-PDU to be routed. The routing paths can be (if supported) updated post-build loadable in the programming state of the ECU or selected when initializing the PDU router by post-build selectable (see section 10.1.1).
- The **PDU Router Engine**: the actual code performing routing actions according to the PDU Router routing paths. The router engine has to deal with:
 - Route the I-PDU from source to destination(s).
 - Translating the source I-PDU ID to the destination (e.g. PduR_Transmit to CanIf_Transmit, PduR_CanIfTxConfirmation to Com_TxConfirmation).

1.3 I-PDU handling

I-PDUs are identified by static I-PDU IDs. The PDU Router module determines the destination of an I-PDU by using the I-PDU ID in a static configuration table. I-PDUs are used for the data exchange of the modules directly above the PDU Router module, e.g. the COM module and DCM module. The routing operation of the PDU Router module does not modify the I-PDU, it simply forwards the I-PDU to the destination module. In case of TP routing, forwarding of the I-PDU may start before the full I-PDU is received (“gatewaying-on-the-fly”).

The I-PDU ID is set in the configuration that also implements the API. This will allow an efficient implementation of look-up tables in each module receiving an I-PDU ID (e.g. the PDU Router module’s configuration contains the I-PDU ID for the PduR_CanIfTxConfirmation).

The PDU Router module can:

- Singlecast (1:1) an I-PDU from a local module to a communication interface module.
- Multicast (1:n) an I-PDU from a local module to communication interface modules.
- Singlecast (1:1) an I-PDU (Single Frame (SF) or Multiple frames (FF and CFs)) from a local module to a transport protocol module.
- Multicast (1:n) an I-PDU (Single Frame (SF)) from a local module to transport protocol modules.
- Singlecast (1:1) an I-PDU from a communication interface module to a local module.
- Multicast (1:n) an I-PDU from a communication interface module to local modules.
- Singlecast (1:1) an I-PDU (Single Frame (SF)) from a transport protocol module to local module.
- Multicast (1:n) an I-PDU (Single Frame (SF)) from a transport protocol module to local modules.
- Gateway (1:1) an I-PDU from a communication interface module to a communication interface module using last-is-best buffer.
- Gateway (1:n) an I-PDU from a communication interface module to communication interface modules using last-is-best buffer.
- Gateway (1:1) an I-PDU from a communication interface module to a communication interface module using FIFO.
- Gateway (1:n) an I-PDU from a communication interface module to communication interface modules using FIFO.
- Gateway (n:1) an I-PDU from communication interface modules to a communication interface module using FIFO.
- Gateway (1:1) an I-PDU from a transport protocol module to a transport protocol module using FIFO.
- Gateway (1:n) an I-PDU from a transport protocol module to transport protocol modules using FIFO.
- Gateway (n:1) an I-PDU from transport protocol modules to a transport protocol module using FIFO.

For Network Management data exchange the PDU Router module is bypassed.

2 Acronyms and abbreviations

The following acronyms and abbreviations have a local scope and are therefore not contained in the AUTOSAR glossary.

| Acronym: | Description: |
|--------------------------|---|
| Upper Layer Modules (Up) | Modules above the PDU Router. This layer usually includes COM and Diagnostic Communication Manager (DCM). The upper layer modules are configured in the configuration. |
| Lower Layer Modules (Lo) | Modules below the PDU Router. This layer may include CAN, LIN, FlexRay, Ethernet communication interface modules and the respective TP modules. Modules used are configured in the configuration |
| PDU Router | Module that transfers I-PDUs from one module to another module. The PDU Router module can be utilized for gateway operations and for internal routing purposes. |
| gatewaying-on-the-fly | Gateway capability; routing between two TP modules where forwarding of data is started (when a specified threshold is reached) before all data have been received. If larger amount of data is transported between two interfaces it is desirable to be able to start the transmission on the destination network before receiving all data from the source network. This saves memory and time. |
| multicast operation | Simultaneous transmission of PDUs to a group of receivers, i.e. 1:n routing. |
| data provision | Provision of data to interface modules. (a) direct data provision: data to be transmitted are provided directly at the transmit request. The destination communication interface may behave in two ways, either copy the data directly or defer the copy to a trigger transmit. (b) trigger transmit data provision: data to be transmitted are not provided at the transmit request, but will be retrieved by the interface module via a callback function |
| last-is-best buffering | Buffering strategy where the latest value overwrites the last value. |
| FIFO buffering | Buffer concept, which uses first in first out strategy. |

| Abbreviation: | Description: |
|----------------------|---|
| I-PDU ID | PDU Identifier |
| I-PDU | Interaction Layer PDU. An I-PDU consists of data (buffer), length and I-PDU ID. The PDU router will mainly route I-PDUs (exception is routing-on-the-fly) |
| N-PDU | Network Layer PDU. Used by transport protocol modules to fragment an I-PDU |
| L-PDU | Data Link Layer PDU. One or more I-PDUs are packed into one L-PDU. The L-PDU is bus specific, e.g. CAN frame. |
| SF | Single Frame, Transport Protocol term |
| FF | First Frame, Transport Protocol term |
| CF | Consecutive Frame, Transport Protocol term |
| PDU | Protocol Data Unit |
| BSW | Basic Software |
| <SrcLo> | Lower layer communication interface module acting as a source of the I-PDU. The SrcLo is always one. |
| <DstLo> | Lower layer communication interface module acting as a destination of the I-PDU. The DstLo may be one to many. |
| <SrcLoTp> | Lower layer transport protocol module acting as a source of the I-PDU. The SrcLoTp is always one. |
| <DstLoTp> | Lower layer transport protocol module acting as a destination of the I-PDU. The DstLoTp may be one to many. |
| <Lo> | Lower layer communication interface module |
| <Up> | Upper layer module |
| <LoTp> | Lower layer transport protocol module |

| Abbreviation: | Description: |
|----------------------|--------------------------|
| <module> | Any type of module <...> |

3 Related documentation

3.1 Input documents

- [1] Layered Software Architecture
AUTOSAR_EXP_LayeredSoftwareArchitecture.pdf,
- [2] Requirements on Gateway,
AUTOSAR_SRS_Gateway.pdf
- [3] General Requirements on Basic Software Modules
AUTOSAR_SRS_BSWGeneral.pdf
- [4] Specification of Communication Stack Types
AUTOSAR_SWS_CommunicationStackTypes.pdf
- [5] Specification of Default Error Tracer
AUTOSAR_SWS_DefaultErrorTracer.pdf
- [6] Specification of ECU Configuration
AUTOSAR_TPS_ECUConfiguration.pdf
- [7] Specification of I-PDU Multiplexer
AUTOSAR_SWS_IPDUMultiplexer.pdf
- [8] Basic Software Module Description Template,
AUTOSAR_TPS_BSWModuleDescriptionTemplate.pdf
- [9] List of Basic Software Modules
AUTOSAR_TR_BSWModuleList
- [10] General Specification of Basic Software Modules
AUTOSAR_SWS_BSWGeneral.pdf

3.2 Related specification

AUTOSAR provides a General Specification on Basic Software modules [10] (SWS BSW General), which is also valid for PDU Router.

Thus, the specification SWS BSW General shall be considered as additional and required specification for PDU Router.

4 Constraints and assumptions

4.1 Limitations

The PDU Router module does **not**:

1. Have mechanisms for signal extraction or conversion.
2. Have mechanisms for data integrity checking (like checksums).
3. Change or modify the I-PDU.
4. Make any PDU payload dependent routing decisions.
5. Support routing between TP modules and communication interface modules or vice versa.
6. Support routing of I-PDUs between communication interface modules with rate conversion. (This functionality will be supported in cooperation with an upper layer module, e.g. the COM module).

4.1.1 Limitations on supported functionality

The PDU Router module supports fan-out of I-PDUs transmitted from a local module (e.g. COM module). There are some limitations if the I-PDU shall be transmitted to more than one destination (i.e. fan-out 1:n; $n > 1$), because the upper layer module is not aware how many destinations there are:

- The Pdu Router reports E_OK for a transmit request from an upper layer if at least one destination lower layer reports E_OK.
- The Pdu Router gives a transmit confirmation to the upper layer when it receives the last transmit confirmation from destination lower layer.
- The Pdu Router returns E_OK for a transmit cancellation requested from the upper layer only if all destination lower layers return E_OK.

If the I-PDU fan-out is performed by the Pdu Router, this has further consequences for the Com as upper layer module:

- Update bits will not work
- I-PDU sequence counter will not work
- The Tx confirmation of the communication interface API will be handled in the way that the local module (e.g. COM module) will be informed when the last destination has confirmed the transmission. This means that deadline monitoring is made with respect to the last tx confirmation (i.e. there is no difference if all the I-PDUs were transmitted successfully or not).

- Starting and stopping of I-PDU groups affects all destinations.

Note that above limitations are not set as requirements since they do not concern functionality provided by the PDUR module. But implication of the use of the PDUR module will affect these functionalities.

4.2 Applicability to car domains

The PDU Router is used in all ECUs where communication is necessary.

The PDU Router module has not been specified to work with MOST communication network. Thus the applicability to multimedia and telematic car domains may be limited.

5 Dependencies to other modules

The PDU Router module depends on the API and capabilities of the used communication hardware abstraction layer modules and the used communication service layer modules. Basically the API functions required by the PDU Router module are:

Communication interface modules:

- <Lo>_Transmit (e.g. CanIf_Transmit, FrIf_Transmit, LinIf_Transmit)
- <Lo>_CancelTransmit (e.g. CanIf_CancelTransmit, FrIf_CancelTransmit, LinIf_CancelTransmit)

Transport Protocol Modules:

- <LoTp>_Transmit (e.g. CanTp_Transmit, FrTp_Transmit, LinTp_Transmit)
- <LoTp>_CancelTransmit (e.g. CanTp_CancelTransmit, FrTp_CancelTransmit, LinTp_CancelTransmit)
- <LoTp>_CancelReceive (e.g. CanTp_CancelReceive, FrTp_CancelReceive, LinTp_CancelReceive)

Upper layer modules which use transport protocol modules:

- <Up>_StartOfReception (e.g. Dcm_StartOfReception)
- <Up>_CopyRxData (e.g. Dcm_CopyRxData)
- <Up>_CopyTxData (e.g. Dcm_CopyTxData)
- <Up>_TpRxIndication (e.g. Dcm_TpRxIndication)
- <Up>_TpTxConfirmation (e.g. Dcm_TpTxConfirmation)

Upper layer modules which process I-PDUs originating from communication interface modules:

- <Up>_RxIndication (e.g. Com_RxIndication),
- <Up>_TxConfirmation (e.g. Com_TxConfirmation),
- <Up>_TriggerTransmit (e.g. Com_TriggerTransmit)

5.1 File structure

5.1.1 Code file structure

For details refer to the chapter 5.1.6 “Code file structure” in *SWS_BSWGeneral*. The code file structure is not defined within this specification completely. However to allow integration to other modules the following structure is needed.

5.1.2 Header file structure

[SWS_PduR_00292] [General PDU Router module definitions shall be defined in PduR.h.] (SRS_BSW_00300, SRS_BSW_00346)

[SWS_PduR_00293] [Type definitions of the PDU Router module shall be defined in PduR_Types.h.] (SRS_BSW_00300)

[SWS_PduR_00216] [The PDU Router module shall provide the functions used by the different modules in separate header files.] (SRS_BSW_00415)

Example: If CanIf, CanTp and FrIf are used then the PDU Router module shall provide PduR_CanIf.h, PduR_CanTp.h and PduR_FrIf.h

[SWS_PduR_00132] [The PduR implementation shall include the following header files: PduR.h, PduR_Types.h, PduR_MemMap.h, PduR_Cfg.h, PduR_Lcfg.h and PduR_PBcfg.h.] (SRS_BSW_00381, SRS_BSW_00412, SRS_BSW_00415, SRS_BSW_00346)

[SWS_PduR_00801][Depending on configuration (see PduRBswModules), the PduR implementation shall include the <module>.h and <module>_Cbk.h header files. <module>.h provides the API of lower layer modules, while <module>_Cbk.h provides the callbacks of upper layer modules.] (SRS_BSW_00346)

[SWS_PduR_00802][The PduR implementation shall include Det.h.] (SRS_BSW_00350)

Note: The include relations for the PDU Router module are depicted in Figure 3.

[SWS_PduR_00762] [All PDU Router header files shall contain a software and specification version number.] (SRS_BSW_00003)

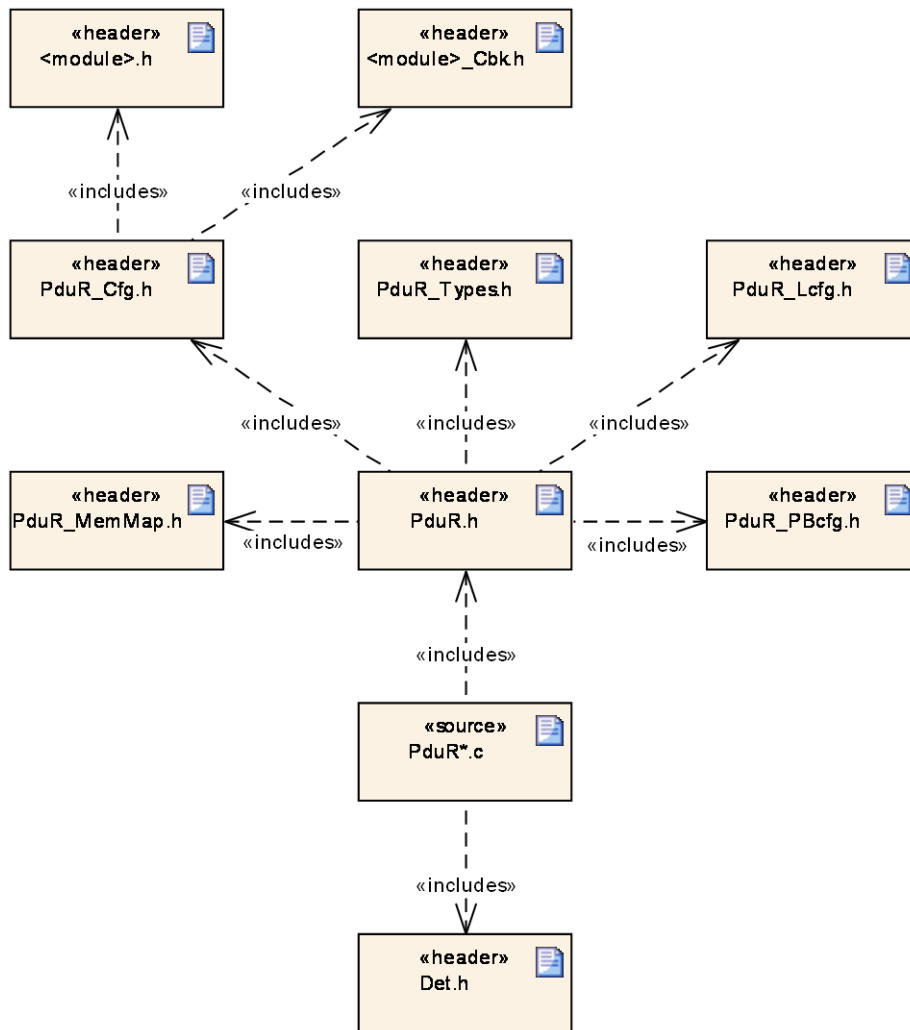


Figure 1: File Structure

This structure allows the separation between platform, compiler and implementation specific definitions and declarations from general definitions as well as the separation of source code and configuration.

5.2 Version check

For details refer to the chapter 5.1.8 “Version Check” in *SWS_BSWGeneral*.

6 Requirements traceability

| Requirement | Description | Satisfied by |
|---------------|--|--------------------------------|
| SRS_BSW_00003 | All software modules shall provide version and identification information | SWS_PduR_00762 |
| SRS_BSW_00005 | Modules of the μ C Abstraction Layer (MCAL) may not have hard coded horizontal interfaces | SWS_PduR_00777 |
| SRS_BSW_00101 | The Basic Software Module shall be able to initialize variables and hardware in a separate initialization function | SWS_PduR_00334 |
| SRS_BSW_00160 | Configuration files of AUTOSAR Basic SW module shall be readable for human beings | SWS_PduR_00777 |
| SRS_BSW_00161 | The AUTOSAR Basic Software shall provide a microcontroller abstraction layer which provides a standardized interface to higher software layers | SWS_PduR_00777 |
| SRS_BSW_00162 | The AUTOSAR Basic Software shall provide a hardware abstraction layer | SWS_PduR_00777 |
| SRS_BSW_00164 | The Implementation of interrupt service routines shall be done by the Operating System, complex drivers or modules | SWS_PduR_00777 |
| SRS_BSW_00168 | SW components shall be tested by a function defined in a common API in the Basis-SW | SWS_PduR_00777 |
| SRS_BSW_00170 | The AUTOSAR SW Components shall provide information about their dependency from faults, signal qualities, driver demands | SWS_PduR_00777 |
| SRS_BSW_00172 | The scheduling strategy that is built inside the Basic Software Modules shall be compatible with the strategy used in the system | SWS_PduR_00777 |
| SRS_BSW_00300 | All AUTOSAR Basic Software Modules shall be identified by an unambiguous name | SWS_PduR_00292, SWS_PduR_00293 |
| SRS_BSW_00301 | All AUTOSAR Basic Software Modules shall only import the | SWS_PduR_00333 |

| | | |
|---------------|--|--|
| | necessary information | |
| SRS_BSW_00305 | Data types naming convention | SWS_PduR_00654, SWS_PduR_00742, SWS_PduR_00743, SWS_PduR_00771 |
| SRS_BSW_00310 | API naming convention | SWS_PduR_00334, SWS_PduR_00338, SWS_PduR_00341, SWS_PduR_00362, SWS_PduR_00365, SWS_PduR_00369, SWS_PduR_00375, SWS_PduR_00381, SWS_PduR_00406, SWS_PduR_00482, SWS_PduR_00504, SWS_PduR_00507, SWS_PduR_00512, SWS_PduR_00518, SWS_PduR_00615, SWS_PduR_00617, SWS_PduR_00767, SWS_PduR_00769, SWS_PduR_00800 |
| SRS_BSW_00323 | All AUTOSAR Basic Software Modules shall check passed API parameters for validity | SWS_PduR_00100, SWS_PduR_00221, SWS_PduR_00647, SWS_PduR_00648, SWS_PduR_00649, SWS_PduR_00716 |
| SRS_BSW_00334 | All Basic Software Modules shall provide an XML file that contains the meta data | SWS_PduR_00777 |
| SRS_BSW_00335 | Status values naming convention | SWS_PduR_00742, SWS_PduR_00777 |
| SRS_BSW_00336 | Basic SW module shall be able to shutdown | SWS_PduR_00777 |
| SRS_BSW_00337 | Classification of development errors | SWS_PduR_00100 |
| SRS_BSW_00341 | Module documentation shall contains all needed informations | SWS_PduR_00777 |
| SRS_BSW_00343 | The unit of time for specification and configuration of Basic SW modules shall be preferably in physical time unit | SWS_PduR_00777 |
| SRS_BSW_00346 | All AUTOSAR Basic Software Modules shall provide at least a basic set of module files | SWS_PduR_00132, SWS_PduR_00292, SWS_PduR_00801 |
| SRS_BSW_00350 | All AUTOSAR Basic Software Modules shall allow the enabling/disabling of detection and reporting of development errors. | SWS_PduR_00802 |
| SRS_BSW_00353 | All integer type definitions of target and compiler specific scope shall be placed and organized in a single type header | SWS_PduR_00777 |
| SRS_BSW_00357 | For success/failure of an API call a standard return type shall be defined | SWS_PduR_00777 |
| SRS_BSW_00358 | The return type of init() functions implemented by AUTOSAR Basic Software | SWS_PduR_00334 |

| | | |
|---------------|---|--|
| | Modules shall be void | |
| SRS_BSW_00361 | All mappings of not standardized keywords of compiler specific scope shall be placed and organized in a compiler specific type and keyword header | SWS_PduR_00777 |
| SRS_BSW_00375 | Basic Software Modules shall report wake-up reasons | SWS_PduR_00777 |
| SRS_BSW_00381 | The pre-compile time parameters shall be placed into a separate configuration header file | SWS_PduR_00132 |
| SRS_BSW_00384 | The Basic Software Module specifications shall specify at least in the description which other modules they require | SWS_PduR_00424, SWS_PduR_91001 |
| SRS_BSW_00386 | The BSW shall specify the configuration for detecting an error | SWS_PduR_00777 |
| SRS_BSW_00400 | Parameter shall be selected from multiple sets of parameters after code has been loaded and started | SWS_PduR_00743 |
| SRS_BSW_00404 | BSW Modules shall support post-build configuration | SWS_PduR_00241, SWS_PduR_00281, SWS_PduR_00295, SWS_PduR_00296, SWS_PduR_00743 |
| SRS_BSW_00405 | BSW Modules shall support multiple configuration sets | SWS_PduR_00771 |
| SRS_BSW_00406 | A static status variable denoting if a BSW module is initialized shall be initialized with value 0 before any APIs of the BSW module is called | SWS_PduR_00119, SWS_PduR_00308, SWS_PduR_00324, SWS_PduR_00325, SWS_PduR_00326, SWS_PduR_00328, SWS_PduR_00330, SWS_PduR_00644, SWS_PduR_00645, SWS_PduR_00742 |
| SRS_BSW_00407 | Each BSW module shall provide a function to read out the version information of a dedicated module implementation | SWS_PduR_00338 |
| SRS_BSW_00411 | All AUTOSAR Basic Software Modules shall apply a naming rule for enabling/disabling the existence of the API | SWS_PduR_00338 |
| SRS_BSW_00412 | References to c-configuration parameters shall be placed into a separate h-file | SWS_PduR_00132 |
| SRS_BSW_00413 | An index-based accessing of the instances of BSW modules shall be done | SWS_PduR_00777 |
| SRS_BSW_00414 | Init functions shall have a pointer to a configuration structure as single parameter | SWS_PduR_00334 |

| | | |
|----------------|--|---|
| SRS_BSW_00415 | Interfaces which are provided exclusively for one module shall be separated into a dedicated header file | SWS_PduR_00132, SWS_PduR_00216 |
| SRS_BSW_00416 | The sequence of modules to be initialized shall be configurable | SWS_PduR_00777 |
| SRS_BSW_00417 | Software which is not part of the SW-C shall report error events only after the DEM is fully operational. | SWS_PduR_00777 |
| SRS_BSW_00425 | The BSW module description template shall provide means to model the defined trigger conditions of schedulable objects | SWS_PduR_00777 |
| SRS_BSW_00432 | Modules should have separate main processing functions for read/receive and write/transmit data path | SWS_PduR_00777 |
| SRS_BSW_00437 | Memory mapping shall provide the possibility to define RAM segments which are not to be initialized during startup | SWS_PduR_00777 |
| SRS_BSW_00438 | Configuration data shall be defined in a structure | SWS_PduR_00241, SWS_PduR_00743 |
| SRS_BSW_00439 | Enable BSW modules to handle interrupts | SWS_PduR_00777 |
| SRS_BSW_00447 | Standardizing Include file structure of BSW Modules Implementing Autosar Service | SWS_PduR_00777 |
| SRS_BSW_00449 | BSW Service APIs used by Autosar Application Software shall return a Std_ReturnType | SWS_PduR_00777 |
| SRS_BSW_00452 | Classification of runtime errors | SWS_PduR_00100 |
| SRS_PduR_06001 | Gateway shall be only be reconfigured while the configuration table to be reconfigured is not in use | SWS_PduR_00296, SWS_PduR_00308, SWS_PduR_00328, SWS_PduR_00330 |
| SRS_PduR_06002 | The routing configuration shall be updateable at post-build time | SWS_PduR_00295 |
| SRS_PduR_06003 | Static Routing Rules shall be defined for gateways | SWS_PduR_00161, SWS_PduR_00162, SWS_PduR_00766 |
| SRS_PduR_06012 | PDU router shall route non-TP PDUs with transparency between layers | SWS_PduR_00164, SWS_PduR_00255, SWS_PduR_00256, SWS_PduR_00307, SWS_PduR_00362, SWS_PduR_00365, SWS_PduR_00369, SWS_PduR_00406, SWS_PduR_00430, SWS_PduR_00436, SWS_PduR_00437, SWS_PduR_00621, |

| | | |
|----------------|--|--|
| | | SWS_PduR_00626, SWS_PduR_00627, SWS_PduR_00629, SWS_PduR_00638, SWS_PduR_00640, SWS_PduR_00665, SWS_PduR_00666, SWS_PduR_00667, SWS_PduR_00669, SWS_PduR_00670, SWS_PduR_00744, SWS_PduR_00745, SWS_PduR_00746, SWS_PduR_00783, SWS_PduR_00784, SWS_PduR_00785, SWS_PduR_00786, SWS_PduR_00787, SWS_PduR_00788, SWS_PduR_00793, SWS_PDUR_00807, SWS_PDUR_00808 |
| SRS_PduR_06020 | The PDU Router resource usage shall be scalable to zero in case no PDU gateway | SWS_PduR_00287, SWS_PduR_00619, SWS_PduR_00764 |
| SRS_PduR_06026 | Data buffers for TP shall be provided on request | SWS_PduR_00299, SWS_PduR_00301, SWS_PduR_00317, SWS_PduR_00375, SWS_PduR_00381, SWS_PduR_00406, SWS_PduR_00428, SWS_PduR_00429, SWS_PduR_00482, SWS_PduR_00507, SWS_PduR_00512, SWS_PduR_00518, SWS_PduR_00549, SWS_PduR_00551, SWS_PduR_00625, SWS_PduR_00629, SWS_PduR_00634, SWS_PduR_00637, SWS_PduR_00638, SWS_PduR_00673, SWS_PduR_00687, SWS_PduR_00689, SWS_PduR_00696, SWS_PduR_00697, SWS_PduR_00705, SWS_PduR_00707, SWS_PduR_00708, SWS_PduR_00727, SWS_PduR_00740, SWS_PduR_00767, SWS_PduR_00789, SWS_PduR_00790, SWS_PduR_00791, SWS_PduR_00792, SWS_PduR_00794, SWS_PduR_00797, SWS_PduR_00798, SWS_PduR_00799, SWS_PDUR_00808, SWS_PDUR_00813, SWS_PDUR_00814, SWS_PDUR_00815 |
| SRS_PduR_06029 | The PDU Router shall be able to support routing of TP PDUs independent from the source to more than one destinations | SWS_PduR_00551, SWS_PduR_00631, SWS_PduR_00632, SWS_PduR_00633, SWS_PduR_00701, SWS_PduR_00717, SWS_PduR_00724, SWS_PduR_00765, SWS_PduR_00789, SWS_PduR_00790, SWS_PduR_00791, SWS_PduR_00792, SWS_PDUR_00812 |
| SRS_PduR_06030 | Routing of non TP PDUs to more than one destination independent from the source shall be supported by the PDU Router | SWS_PduR_00164, SWS_PduR_00436, SWS_PduR_00633, SWS_PduR_00701, SWS_PduR_00717, SWS_PduR_00723 |
| SRS_PduR_06032 | The non-TP transmit buffering strategy shall be configured for each PDU to be routed by the PDU Router | SWS_PduR_00255, SWS_PduR_00303, SWS_PduR_00306, SWS_PduR_00307, SWS_PduR_00369, SWS_PduR_00430, SWS_PduR_00640, SWS_PduR_00662, SWS_PduR_00663, SWS_PduR_00665, SWS_PduR_00666, SWS_PduR_00667, SWS_PduR_00669, SWS_PduR_00670, SWS_PduR_00746, SWS_PduR_00783, SWS_PduR_00784, SWS_PduR_00785, SWS_PduR_00786, SWS_PduR_00787, |

| | | |
|----------------|---|--|
| | | SWS_PduR_00793, SWS_PDUR_00810 |
| SRS_PduR_06049 | PDU Buffer Content shall be consistent during the time needed to read this data. | SWS_PduR_00160 |
| SRS_PduR_06055 | The signal gateway shall provide a mechanism to route individual signals between I-PDUs in a 1:n fashion | SWS_PduR_00777 |
| SRS_PduR_06056 | Signal Groups shall be routed | SWS_PduR_00777 |
| SRS_PduR_06061 | Routers shall map only signals | SWS_PduR_00777 |
| SRS_PduR_06064 | The signal gateway shall be scalable to zero size and zero resource usage when signal routing is not required | SWS_PduR_00777 |
| SRS_PduR_06077 | Multiple signals of the same PDU shall be routed | SWS_PduR_00777 |
| SRS_PduR_06089 | The timeout of a deadline monitored signal shall be ignored by the SigG | SWS_PduR_00777 |
| SRS_PduR_06097 | A configuration shall be identified by a unique ID number | SWS_PduR_00280, SWS_PduR_00281, SWS_PduR_00341, SWS_PduR_00771 |
| SRS_PduR_06098 | Signal Gateway Error shall be handled with signal routing | SWS_PduR_00777 |
| SRS_PduR_06099 | Signal Gateway Error shall be handled with signal group routing | SWS_PduR_00777 |
| SRS_PduR_06103 | PDU Router Error shall be provided for unknown PDU-ID | SWS_PduR_00221 |
| SRS_PduR_06104 | PDU Router Error shall be provided for local reception or transmission | SWS_PduR_00207, SWS_PduR_00432, SWS_PduR_00623, SWS_PduR_00626, SWS_PduR_00661, SWS_PduR_00676, SWS_PduR_00700, SWS_PduR_00701 |
| SRS_PduR_06105 | PDU Router Error shall be provided in gateway case | SWS_PduR_00256, SWS_PduR_00640, SWS_PduR_00662, SWS_PduR_00687, SWS_PduR_00689, SWS_PduR_00705, SWS_PduR_00732, SWS_PduR_00788, SWS_PduR_00790, SWS_PduR_00791, SWS_PduR_00792, SWS_PduR_00799, SWS_PDUR_00807, SWS_PDUR_00815 |
| SRS_PduR_06106 | PDU Router Error shall be provided for FIFO handling | SWS_PduR_00670 |
| SRS_PduR_06114 | The PDU Router provides an interface (API) for usage by COM, to use the PDU router functionality | SWS_PduR_00406, SWS_PduR_00482, SWS_PduR_00767, SWS_PduR_00769 |
| SRS_PduR_06115 | The PDU Router provides an interface (API) for usage by DCM, to use the PDU router functionality | SWS_PduR_00406, SWS_PduR_00482, SWS_PduR_00767, SWS_PduR_00769 |

| | | |
|----------------|---|--|
| SRS_PduR_06116 | The PDU Router provides an interface (API) for usage by IPDUM, to use the PDU router functionality | SWS_PduR_00362, SWS_PduR_00365, SWS_PduR_00369, SWS_PduR_00406, SWS_PduR_00482, SWS_PduR_00767, SWS_PduR_00769 |
| SRS_PduR_06117 | The PDU Router provides an interface (API) for usage by bus interfaces, to use the PDU router functionality | SWS_PduR_00362, SWS_PduR_00365, SWS_PduR_00369, SWS_PduR_00800 |
| SRS_PduR_06119 | Confirmation in case of multicast | SWS_PduR_00589 |
| SRS_PduR_06120 | A predefined set of PDUs shall be enabled and disabled if required | SWS_PduR_00615, SWS_PduR_00617, SWS_PduR_00647, SWS_PduR_00648, SWS_PduR_00649, SWS_PduR_00654, SWS_PduR_00663, SWS_PduR_00709, SWS_PduR_00710, SWS_PduR_00715, SWS_PduR_00716, SWS_PduR_00717, SWS_PduR_00726, SWS_PDUR_00810 |
| SRS_PduR_06121 | J1939 TP as an alternative to CAN TP (ISO 15765-2) shall be supported | SWS_PduR_00375, SWS_PduR_00381, SWS_PduR_00507, SWS_PduR_00512, SWS_PduR_00518, SWS_PduR_00800 |
| SRS_PduR_06122 | The PDU Router shall provide a method that enables COM layer to request cancellation of I-PDU transmission | SWS_PduR_00700, SWS_PduR_00701, SWS_PduR_00710, SWS_PduR_00721, SWS_PduR_00722, SWS_PduR_00723, SWS_PduR_00724, SWS_PduR_00726, SWS_PduR_00727, SWS_PduR_00732, SWS_PduR_00736, SWS_PduR_00769 |
| SRS_PduR_06123 | The PDU Router shall provide an interface (API) for usage by bus network management, to use the PDU router functionality for partial networking | SWS_PduR_00362, SWS_PduR_00365, SWS_PduR_00369 |
| SRS_PduR_06124 | The TP transmit buffering strategy shall be configured for each PDU to be routed by the PDU Router | SWS_PduR_00317, SWS_PduR_00551, SWS_PduR_00637, SWS_PduR_00663, SWS_PduR_00687, SWS_PduR_00689, SWS_PduR_00696, SWS_PduR_00697, SWS_PduR_00705, SWS_PduR_00707, SWS_PduR_00708, SWS_PduR_00740, SWS_PduR_00794, SWS_PduR_00797, SWS_PduR_00798, SWS_PduR_00799, SWS_PDUR_00808, SWS_PDUR_00810, SWS_PDUR_00811, SWS_PDUR_00813, SWS_PDUR_00814, SWS_PDUR_00815 |
| SRS_PduR_06125 | Multicast implementation in PduR shall behave such that the source module does not need to know that there is more than one destination module configured | SWS_PduR_00218, SWS_PduR_00589, SWS_PduR_00701, SWS_PduR_00765 |

7 Functional Specification

The PDU Router module is an I-PDU transfer unit placed above interface modules and transport protocol modules (lower layer modules) and below COM and DCM (upper layer modules), see Figure 1.

Beside the PDU Router module is the I-PDU Multiplexer (IpduM) module [7] that provides support for multiplexed I-PDUs. The IpduM has to be considered as an upper layer module when it calls the PDU Router module to transmit multiplexed I-PDUs or when it is called by the PDU Router module for the reception or transmit confirmation of multiplexed I-PDUs or to provide data via trigger transmit. In case the IpduM calls the PDU Router module to forward a transmit confirmation or a receive indication to an upper layer (e.g. COM) or when it is called by the PDU Router module to update an I-PDU belonging to a multiplexed I-PDU it has to be considered as lower layer module.

From the ECU point of view, the PDU Router module can perform three different classes of operations:

- **PDU Reception to local module(s):** receive I-PDUs from lower layer modules and forward them to one or more upper layer modules,
- **PDU Transmission from local module(s):** transmit I-PDUs to one or more lower layer modules on request of upper layer module,
- **PDU Gateway:**
 - (1) receive I-PDUs from an interface module and transmit the I-PDUs immediately via the same or other communication interface module(s)
 - (2) receive I-PDUs from a transport protocol module and transmit the I-PDUs via the same or other transport protocol module(s).

The combination PDU Reception and PDU Gateway is allowed. Example: The COM module is receiving an I-PDU in the same time that it is gatewayed to another lower layer module.

7.1 I-PDU handling

[SWS_PduR_00160] [The PDU Router module shall transfer an I-PDU without modification in a consistent manner from the source module to the destination module(s).] (SRS_PduR_06049)

An I-PDU is identified by the I-PDU ID and/or the symbolic name (i.e. the SymbolicNameValue of the container of the I-PDU) [6]. For debugging and post-build the I-PDU ID is required because the I-PDU must be identified after the PDU Router module is compiled. If the PDU router module is pre-compile (i.e. in source code) the symbolic names may be used, see Specification of ECU Configuration [6].

Each BSW module that handles I-PDUs and provides an API for I-PDUs must contain a list of I-PDU IDs [6]. This means that each called module will have a look-up table identifying the I-PDU.

Example: The COM module calls PduR_ComTransmit (here the PDU Router module will list the I-PDU ID), the PDU Router module will call CanIf_Transmit (here the CanIf module configuration will list the I-PDU ID), the CanIf will call PduR_CanIfTxConfirmation (here the PDU Router module configuration will list the I-PDU ID), and PDU Router module will call Com_TxConfirmation (here the COM module configuration will list the I-PDU ID). The example is illustrated in the following Figure 3 (only I-PDU ID is shown as parameter):

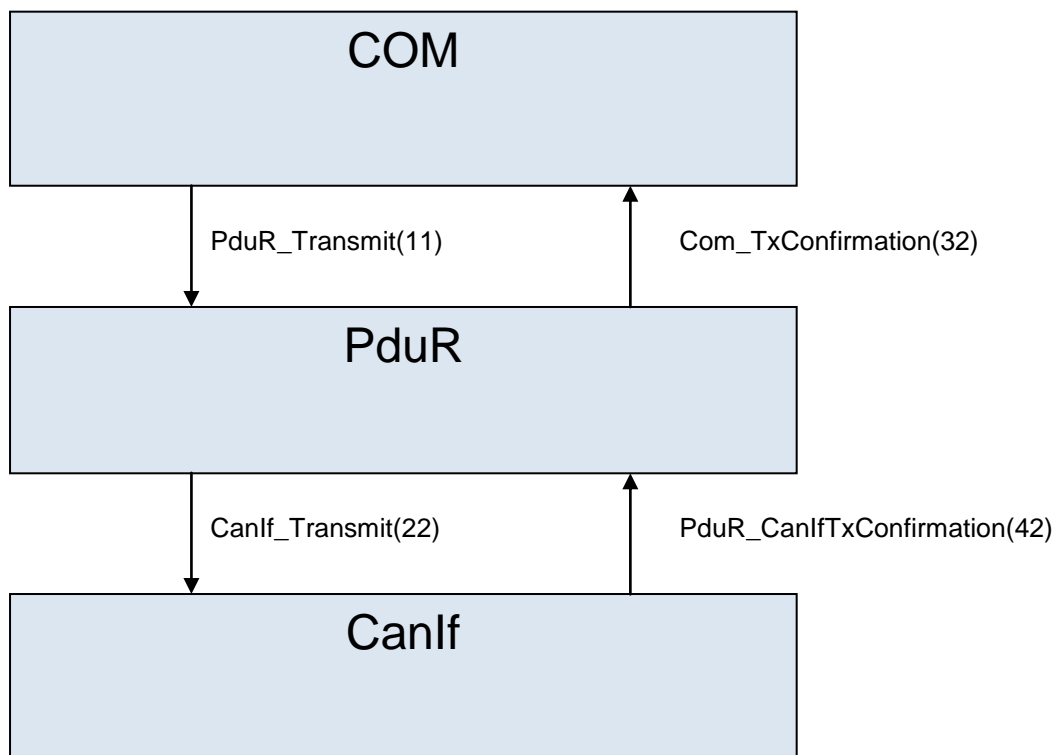


Figure 3 - I-PDU ID example

[SWS_PduR_00161] [The PDU Router module shall identify routing path uniquely by the combination of source module I-PDU ID (located in the PDU Router configuration) and destination I-PDU IDs (located in the called destination module configurations).] (SRS_PduR_06003)

[SWS_PduR_00766] [The PDU Router module shall convert the I-PDU ID to the destination module(s) for both transmission path and confirmation/indication path.] (SRS_PduR_06003)

Example: The COM module transmits an I-PDU to CanIf and LinIf. The PduR_ComTransmit is called. The PDU Router module will convert the source I-PDU ID (PDU Router module configuration) to one I-PDU ID for LinIf (LinIf module configuration) and one I-PDU ID for CanIf (CanIf module configuration). The

PduInfoType value received from the COM module is copied to the CanIf and LinIf modules without change.

Example: The LinIf will call PduR_LinIfTxConfirmation with a I-PDU ID and, dependent of the success of the transmission, with a result E_OK (successful transmission) or E_NOT_OK (not successful transmission). Then the PDU Router module will convert this I-PDU ID and forward the call to COM using Com_TxConfirmation with the converted I-PDU ID and the received result.

[SWS_PduR_00162] [The PDU Router module shall only route I-PDUs according to the routing paths given in the configuration.] (SRS_PduR_06003)

[SWS_PDUR_00828] [PduR generator (validation) shall deny configurations where I-PDUs with different MetaDataTypes are connected by a RoutingPath.] ()

7.1.1 I-PDU Reception to upper module(s)

The receive operation of the PDU Router module is always be finalized by an indication (PduR_<Lo>RxIndication or PduR_<LoTp>RxIndication) from a lower layer module (communication interface module or transport protocol module). The indication function is executed by the lower layer either in the context of a cyclic function after polling a communication driver or in the context of an interrupt.

7.1.1.1 Communication Interface

The source communication interface module indicates a received I-PDU by calling PduR_<Lo>RxIndication. The I-PDU may have multiple destination local modules as configured by the routing path.

[SWS_PduR_00164] [The PDU Router module shall provide 1:n routing for an I-PDU received from a communication interface module and routed to one or more upper layer module(s).

Example: An I-PDU is received on CanIf and forwarded to COM.

Note: An I-PDU may be received by one or more upper modules in the same time as gatewayed to one or more communication interfaces, see 7.1.3.] (SRS_PduR_06012, SRS_PduR_06030)

[SWS_PduR_00621] [When the PduR_<Lo>RxIndication is called the PDU Router module shall call <Up>_RxIndication for each destination upper module.] (SRS_PduR_06012)

[SWS_PduR_00744] [If the I-PDU is received by a local module the PDU Router shall not check the length of the I-PDU, just forward the indication to the upper layer module.

Since the PDU Router module will not buffer this I-PDU it does not have to reject I-PDU that are longer/shorter than configured.] (SRS_PduR_06012)

7.1.1.2 Transport Protocol

In case of the transport protocol module the PDU Router module is first notified with a start of reception notification when receiving a first frame (FF) or single frame (SF). This call is be forwarded to the related upper layer module by calling <Up>_StartOfReception. The payload of each segment (N-PDU) is to be copied in the destination upper layer module by the within subsequent <Lo>_CopyRxData calls. After reception of the last N-PDU the transport protocol module will indicate the PDU Router module that the complete I-PDU has been received and the PDU Router module will forward this indication to the related upper layer module by calling <Up>_TpRxIndication.

Reception of I-PDU through Transport Protocol module may have only one upper layer module configured by the routing paths.

[SWS_PduR_00673] [The PDU Router module shall provide 1:1 routing for an I-PDU received from a source transport protocol module and routed to one destination upper module.

Example: A functional addressed request (in a SF) is received from the CanTp module and routed to the DCM module.] (SRS_PduR_06026)

[SWS_PduR_00549] [When a source transport protocol module indicates the start of a reception of a PDU that has only upper layer destinations using PduR_<LoTp>StartOfReception, the PDU Router module shall forward the request to the destination upper layer module by calling <Up>_StartOfReception.] (SRS_PduR_06026)

[SWS_PduR_00623] [The PDU Router shall forward the return value of the <Up>_StartOfReception to the source transport protocol.] (SRS_PduR_06104)

[SWS_PduR_00428] [When a source transport protocol module requests the PDU Router module to copy the received data using PduR_<LoTp>CopyRxData, the PDU Router module shall forward the request to the destination upper layer module by calling <Up>_CopyRxData.] (SRS_PduR_06026)

[SWS_PduR_00429] [When a source transport protocol module calls PduR_<LoTp>RxIndication indicating reception of the complete I-PDU, the PDU Router module shall forward the indication to the destination upper layer module by calling <Up>_TpRxIndication.] (SRS_PduR_06026)

[SWS_PduR_00207] [If the source transport protocol module reports an error using

PduR_<LoTp>RxIndication, the PDU Router module shall not perform any error handling other than forwarding the indication to the upper layer module.]
(SRS_PduR_06104)

7.1.1.2.1 Handling I-PDUs with unknown length

The PduR is able to handling unknown length I-PDUs (i.e. streaming type of data) using the TP API. The definition of unknown length is indicated by TpSduLength=0.

[SWS_PDUR_00821] [In a local receive situation and PduR_<SrcLoTp>StartOfReception is called with TpSduLength=0, PduR shall call <Up>_StartOfReception with TpSduLength=0.] ()

7.1.2 I-PDU Transmission from upper module(s)

The transmit operations of the destination lower layer modules are always asynchronous. This means that a transmission service request returns immediately after the I-PDU has been passed by the PDU Router module to the destination lower layer module. If the PDU Router module is notified by destination lower layer modules via PduR_<Lo>TxConfirmation (communication interface) or PduR_<LoTp>TxConfirmation (transport protocol) after successful or failed transmission of the I-PDU, the PDU Router module will forward this indication to the upper layer module via <Up>_TxConfirmation (communication interface) or <Up>_TpTxConfirmation (transport protocol).

The transmit operation of the PDU Router module is triggered by a PDU transmit request from a source upper layer source module and forwards the request to a destination lower layer module.

[SWS_PduR_00629] [The I-PDU shall not be buffered in the PDU Router module in case of PDU transmission from a source upper layer module.] (SRS_PduR_06012, SRS_PduR_06026)

7.1.2.1 Multicast

The multicast feature is separated to an own section since there are issues using this feature as described in section 4.1.1.

Further requirements that are directly handled by the PDU Router module:

[SWS_PduR_00218] [If the provided I-PDU ID represents a group of PDUs (multicast transmit request) and at least one of the forwarded transmit requests returns successfully, the function PduR_<Up>Transmit shall return E_OK.]
(SRS_PduR_06125)

Note that communication interfaces returning with E_OK will transmit their data either directly or via trigger transmit.

The other transport protocol modules may return E_NOT_OK, and therefore these modules will not call the PduR_<LoTp>CopyTxData. Since the source upper layer module has been informed that at least one transmission was successful, at least one transport protocol module will call PduR_<LoTp>CopyTxData.

[SWS_PduR_00633] [If there are more than one lower layer destination modules in a transmission request (1:n, n>1), all of these modules must either be communication interface modules or transport protocol modules. Not a mix of them.]
(SRS_PduR_06029, SRS_PduR_06030)

Example: Above requirement means basically that the COM module cannot request a transmission, and then the PDU Router module routes the transmission to CanTp module and CanIf module using the same I-PDU.

[SWS_PduR_00589] [In case of a multicast (1:n, n>1), communication interface transmission, the PDU Router shall call the transmit confirmation API of the upper layer module when the last transmit confirmation from a communication interface module which supports transmit confirmation has been received.] (SRS_PduR_06125, SRS_PduR_06119)

Note: The above requirement even works if not all destinations provide Tx confirmations.

Implementation note: When the source module requests a transmission and the PduR will make a multicast (1:n, n>1), all the I-PDUs in the request and the multicast will have different I-PDU IDs. Therefore the PduR must remember the I-PDU ID from the transmission request so the transmission can be confirmed correctly.

7.1.2.2 Communication Interface

There are three ways that I-PDUs can be transmitted on the communication interface:

1. Direct data provision - where the upper module is calling the PduR_<Up>Transmit function, the PDU Router module forwards the call to <Lo>_Transmit and the data is copied by the lower communication interface module in the call.
2. Trigger transmit data provision – where the lower communication interface module requests transmission of an I-PDU by using the PduR_<Lo>TriggerTransmit, and PDU Router module forwards the call to PduR_<Up>TriggerTransmit and the data is copied by the upper module.
3. Where the upper module is calling the PduR_<Up>Transmit function, the PDU Router module forwards the call to PduR_<Lo>Transmit and the data is not copied by the lower module (communication interface module). The data will later be requested by the lower layer using PduR_<Lo>TriggerTransmit.

The confirmation of the transmission of the I-PDU is the same for the direct and trigger transmit data provisions:

[SWS_PduR_00627] [When the communication interface module calls PduR_<Lo>TxConfirmation the PDU Router shall call <Up>_TxConfirmation in the upper module and forward the transmission result from the lower to the upper layer interface.] (SRS_PduR_06012)

[SWS_PduR_00745] [If the I-PDU is transmitted by an upper layer module the PDU Router module shall not check the length of the I-PDU.] (SRS_PduR_06012)

[SWS_PduR_00625] [When source upper layer module calls PduR_<Up>Transmit the PDU Router shall call <Lo>_Transmit for each destination communication interface module.] (SRS_PduR_06026)

[SWS_PduR_00626] [If singlecast (1:1) the return value of the <Lo>_Transmit call shall be forwarded to the source upper layer module.] (SRS_PduR_06012, SRS_PduR_06104)

7.1.2.2.1 Trigger transmit data provision

The upper layer module must be informed if it has to reset the update-bits or not and handle the I-PDU counter in a proper way.

[SWS_PduR_00430] [The PDU Router module shall forward a PduR_<Lo>TriggerTransmit request by the communication interface module to the upper module by calling <Up>_TriggerTransmit.] (SRS_PduR_06012, SRS_PduR_06032)

[SWS_PduR_00661] [The PDU Router module shall copy the return value from the <Up>_TriggerTransmit to the lower layer module.] (SRS_PduR_06104)

7.1.2.2.2 Error handling

For errors occurred using singlecast or multicast over communication interface modules, no specific error handling is done. Errors in return values are forwarded to the source upper layer module.

7.1.2.3 Transport Protocol

Transmitting I-PDU using transport protocol has two flavors, singlecast and multicast. A singlecast (1:1) transmission consists of one source upper layer module and one destination lower layer transport protocol module. A multicast (1:n, n>1) transmission consists of more than one destination lower layer transport protocol module. The PDU Router module will not check if the transmission request contains a single N-PDU (SF) or multiple N-PDU (FF, CF, ...).

Initiation of transmission of I-PDU is made by a PduR_<Up>Transmit request by an upper layer source module. The PduR will forward the request to one or more destination lower layer transport protocol modules using <Lo>_Transmit according to the routing paths. Note that the <Lo>_Transmit may or may not contain data.

The destination module(s) will request data by calling the PduR_<LoTp>CopyTxData. Retransmission (if supported by the transport protocol) of data is made by the RetryInfoType parameter. Finalizing the transmission the destination module(s) calls the PduR_<LoTp>TxConfirmation, which is forwarded to the source upper layer module.

The transmission of multicast multi-frames is described in chapter 7.1.2.3.1.

[SWS_PduR_00634] [When an upper layer module calls the PduR_<Up>Transmit the PDU Router module shall call <LoTp>_Transmit for each destination transport protocol module.] (SRS_PduR_06026)

[SWS_PduR_00299] [When a destination transport protocol module calls PduR_<LoTp>CopyTxData the PDU Router module shall call <Up>_CopyTxData in the source upper layer module.] (SRS_PduR_06026)

[SWS_PduR_00676] [The return value from the <Up>_CopyTxData shall be forwarded to the calling destination lower layer transport protocol module.] (SRS_PduR_06104)

[SWS_PduR_00301] [In case of singlecast the PDU Router module shall forward the confirmation PduR_<LoTp>TxConfirmation from the lower layer transport protocol module to upper layer module using <Up>_TpTxConfirmation.] (SRS_PduR_06026)

[SWS_PduR_00432] [In case of singlecast and after calling <Lo>_Transmit then the PDU Router module shall return with the same return value to the calling PduR_<Up>Transmit from source upper layer module.] (SRS_PduR_06104)

7.1.2.3.1 Multicast transmission

This subsection contains specific requirements for the multicast transmission of I-PDU using transport protocol modules.

Since the 1:n, n>1 routing is made in the PDU Router module the PDU Router module must request the same data several times from the source upper layer module. Also the confirmation of the multicast must be handled specifically.

As the upper layer shall copy the same data several times, the PDU Router will use the RetryInfoPtr [4] in order to query the same data several times. The RetryInfoPtr contains a state type called TpDataState.

[SWS_PduR_00631] [For each position in the transmission, the request of PduR_<LoTp>CopyTxData of the first destination lower layer module shall be forwarded with TpDataState set to TP_CONFENDING.] (SRS_PduR_06029)

[SWS_PduR_00632] [All following calls of PduR_<LoTp>CopyTxData requests shall be forwarded with TP_DATARETRY to allow the same data to be copied.] (SRS_PduR_06029)

[SWS_PDUR_00812] [After all transport protocols have received their data the PDU Router module may confirm the data to the upper layer module.] (SRS_PduR_06029)

[SWS_PduR_00765] [In case of multi cast transmission, the PDU Router module shall call the upper layer module using <Up>_TpTxConfirmation after receiving the last PduR_<LoTp>TxConfirmation from the lower layer transport protocol modules. The 'result' parameter shall be E_OK if at least one PduR_<LoTp>TxConfirmation reported E_OK.] (SRS_PduR_06029, SRS_PduR_06125)

7.1.2.3.2 Error handling

The PDU Router module will not take specific actions on errors occurred, the errors will be forwarded to the source upper layer module. Appropriate error handling is in the responsibility of the upper layer module.

7.1.2.3.3 Handling I-PDUs with unknown length

The PduR is able to handling unknown length I-PDUs (i.e. streaming type of data) using the TP API. The definition of unknown length is indicated by TpSduLength=0.

[SWS_PDUR_00822] [In a local transmit situation and PduR_<Up>Transmit is called with PduInfoType.SduLength=0 and I-PDU is routed to a TP-module, the PduR shall call <LoTp>_Transmit with PduInfoType.SduLength=0 to all destination TP modules.] ()

7.1.3 I-PDU Gateway

The PDU Router module supports gatewaying of I-PDUs from one source bus to one or more destination busses. The difference from a transmission and reception from/to a local module is that the PDU Router module must be a receiver and transmitter at the same time, and in some cases also provides buffering for the I-PDU.

The gateway requirements are deliberately separated to allow an efficient implementation of the PDU Router module in case gatewaying is not needed. In case the PDU Router module allows gatewaying of I-PDUs, these requirements are seen as additional and not replacing previous requirements.

Following list gives an overview of the features of the I-PDU gateway:

- I-PDUs may be gatewayed from a source communication interface module to one (1:1) or more destination communication interface modules (1:n I-PDU gateway)
 - For each destination the PDU Router module may buffer each destination of an I-PDU in configurable depth (i.e. FIFO if more than one I-PDU).
 - An I-PDU may be received by an upper layer module in the same time as gatewayed to n destination communication interface(s).
- I-PDUs transported using TP may be gatewayed to one or more destination TP modules, with following scope:
 - Both Single Frames and Multi-frames may be gatewayed to more than one destination TP module or local module (e.g. DCM).
 - I-PDU transported in multiple N-PDUs may be gatewayed “on-the-fly” to one destination, meaning that complete I-PDU does not need to be received before starting transmission on the destination TP module
 - I-PDU transported in multiple N-PDUs may be gatewayed to another TP module or received by a local module, not both.
 - I-PDUs transported using TP module may be FIFO buffered. This applies to both SF and multi-frame I-PDUs.
- I-PDUs can only be gatewayed between communication interface modules or TP modules, not a mix of them. For example an I-PDU cannot be received from CanIf and gatewayed to LinTp.

This means the PDU Router module shall forward an I-PDU received from one lower layer module (source network) to lower layer modules (destination networks) identified by the provided I-PDU ID.

Note that in this section “Src” and “Dst” are used for the configurable APIs. This is just to be clear which call belongs to the source module and destination module.

[SWS_PduR_00638] [An I-PDU may only be gatewayed between communication interfaces or TPs, not a mix of them.]

Example: An I-PDU received from FrIf may not be gatewayed to CanTp.]
(SRS_PduR_06012, SRS_PduR_06026)

[SWS_PDUR_00825] [It shall be possible to gateway I-PDUs in a n:1 fashion.] ()

[SWS_PDUR_00826] [If using n:1 gatewaying the PduR shall ensure that the sequence of incoming I-PDUs is preserved on the destination.] ()

[SWS_PDUR_00827] [It shall be possible to forward I-PDUs in a n:1 fashion. Only one source shall be enabled at one time, using the PduR_EnableRouting and PduR_DisableRouting respectively. PduRIsEnabledAtInit shall be used to ensure this condition at startup.] ()

Note: Combined forwarding and gatewaying in n:1 fashion is not supported.

[SWS_PDUR_00829] [In a gateway situation, Meta Data is contained and buffering is needed, the PduR shall in addition to the I-PDU also buffer the Meta Data.] ()

7.1.3.1 Communication interface modules

An I-PDU can be configured to be received on one communication interface module and gatewayed to n communication interface modules including local module(s), i.e. 1:n gatewaying. For gatewaying it is also possible to configure a FIFO for each destination communication interface module (not local module however).

[SWS_PduR_00436] [The PDU Router module shall support routing of I-PDUs between a source communication interface module and one or more destination communication interface modules (1:n gatewaying).] (SRS_PduR_06012, SRS_PduR_06030)

[SWS_PduR_00437] [The PDU Router module shall support routing of I-PDUs between communication interface modules with immediate transmission (without rate generation by PDU Router)] (SRS_PduR_06012)

Routing of I-PDUs between communication interface modules with different period or rate (rate conversion) is not supported, this can be done via the COM module using signal gateway. In this case the I-PDU has to be routed to the COM module.

There are two flavors of gatewaying an I-PDU depending on the the destination interface module. The used flavor is controlled by the configuration:

- **[SWS_PduR_00303]** [Direct data provision: The PduRDestPduDataProvision of the destination I-PDU is configured to PDUR_DIRECT. When <DstLo>_Transmit is called the <DstLo> module copies the data and the PDU Router does not buffer the transmitted I-PDU any longer.] (SRS_PduR_06032)
- **[SWS_PduR_00306]** [Trigger transmit data provision: The PduRDestPduDataProvision of the destination I-PDU is configured to PDUR_TRIGGERTRANSMIT. When <DstLo>_Transmit is called the <DstLo> module does not copy the data and the PDU Router module shall buffer the I-PDU and wait for the PduR_<DstLo>TriggerTransmit call from the <DstLo> module.] (SRS_PduR_06032)

[SWS_PDUR_00809][In case of last-is best buffering (see PduRQueueDepth), the PduRouter shall buffer the latest I-PDU in case of a trigger transmit data provision.] (SRS_PduR_06032)

The reason why it must be stored for trigger transmit data provision is that the destination communication interface may transmit the I-PDU according to a schedule. Then the communication interface will call the PduR_<DstLo>TriggerTransmit without a preceding <DstLo>_Transmit call.

[SWS_PduR_00662] [In case usage of a FIFO-Buffer (see PduRQueueDepth), if the destination communication interface module is requesting the I-PDU buffer using PduR_<DstLo>TriggerTransmit and the FIFO is empty the return value E_NOT_OK shall be used.] (SRS_PduR_06032, SRS_PduR_06105)

Note that for a gateway of an I-PDU the PduR_<Lo>TxConfirmation is not interesting (except for FIFO of a direct data provision Pdu).

[SWS_PduR_00640] [If the destination communication interface module confirms the (successful or failed) transmission of the I-PDU using PduR_<DstLo>TxConfirmation and destination is not a direct data provision Pdu with FIFO buffer the PDU Router module shall not do anything.] (SRS_PduR_06012, SRS_PduR_06032, SRS_PduR_06105)

It is possible that an I-PDU that will be gatewayed will have different lengths. Therefore:

[SWS_PduR_00783] [In case the I-PDU is gatewayed without buffering in the PDU Router, the PDU Router shall forward the length without checking, just calling the transmit function(s) of the destination modules.] (SRS_PduR_06012, SRS_PduR_06032)

[SWS_PduR_00746] [In case the I-PDU is buffered in the PDU Router module: The PDU Router module shall copy the data of of the I-PDU up to smallest of the following values:

- the received data length (PduLength of received I-Pdu)
- the configured maximum PduLength in the buffer (PduRPduMaxLength). In this case the rest of the received I-PDU shall be dropped.] (SRS_PduR_06012, SRS_PduR_06032)

Note: [SWS_PduR_00746] give the user the possibility to avoid buffer over run when PduR_<Lo>TriggerTransmit is called. The user needs to configure PduRMaxPduLength not greater then the length of the destination I-Pdu.

[SWS_PduR_00784] [When the I-PDU is transmitted (direct data provision) from the PduR buffer to the destination module the PduR shall pass the number of bytes which was copied to the buffer as SduLength.] (SRS_PduR_06012, SRS_PduR_06032)

[SWS_PDUR_00819] [When the I-PDU is copied (trigger transmit data provision) from the PduR buffer to the destination module the PduR shall check the lower layer's buffer size provided as SduLength. In case the buffer is too small for the stored PDU data, the PduR shall return E_NOT_OK and not process the TriggerTransmit call any further.] ()

Note: Not processing the TriggerTransmit call as defined in [SWS_PduR_00819] does mean that the PDU shall not be removed from the PduR buffer.

7.1.3.1.1 Error handling

The PDU Router module shall not perform any error handling for an I-PDU instance if an interface module rejects a transmit request which belongs to a gateway operation.

[SWS_PduR_00256] [The PDU Router module shall not retry transmission if the destination communication interface module returns E_NOT_OK after calling <DstLo>_Transmit.] (SRS_PduR_06012, SRS_PduR_06105)

Here the destination returned E_NOT_OK for some reason, will also report this error. The PDU Router module cannot do anything else than discarding the I-PDU.

7.1.3.2 Transport Protocol

Gatewaying I-PDU from a source transport protocol to one or more destination transport protocol module may either be gatewayed direct as a complete I-PDU (complete set of N-PDUs building up the I-PDU is received before transmitted) or as fragmented I-PDU (routing on-the-fly) where a configured number of bytes (threshold) are received before transmission.

In general the PDU Router will gateway the payload only, and will not be aware of transport protocol details such as SF, FF, CF, PCI etc. But the PduR shall also support gatewaying of I-PDUs with MetaData, configured using the MetaDataType of the global PDU. This type of I-PDUs requires no special treatment during interface routing or forwarding, but for TP routing, the additional information has to be forwarded separately. The following requirement is relevant both for direct gatewaying and gatewaying on-the-fly:

[SWS_PduR_00794] [The MetaData of I-PDUs provided by PduR_<SrcLoTp>StartOfReception shall be stored and provided with the I-PDU to <DstLoTp>_Transmit.] (SRS_PduR_06026, SRS_PduR_06124)

On a transport protocol module an I-PDU can be transported in multiple N-PDUs (FF and CFs) or in a single N-PDU (SF). One use-case is that an I-PDU transported in multiple N-PDUs is not multicast (i.e. physical addressing) and in single N-PDU may be multicast (i.e. functional addressing). Another use-case is multicast of a multiframe message to a local receiver and to multiple gateway destinations.

For example: A SF received on CAN and shall be transmitted on two LIN busses. The received SF can carry up to data 6 bytes but a SF on LIN only up to data 5 bytes. Therefore the SF on CAN is limited to data 5 bytes if gatewayed to the two LIN busses.

Note that an I-PDU transported over transport protocol modules may also be gatewayed frame by frame directly through the communication interfaces (i.e. by

gatewaying the N-PDUs directly). This requires no special treatment here of the PDU Router module and can be handled by gatewaying through communication interface modules, see 7.1.3.1. However, this requires that the source and destination busses have exactly same packing of N-PDUs (e.g. from CAN to CAN).

7.1.3.2.1 Buffer allocation

The PduR uses two different buffers for gatewaying of transport protocol PDUs: The pool of large TP buffers configured via PduRRoutingPaths, and the dedicated buffers configured via PduRDestTxBufferRef. The dedicated buffers are used for single frame routing and must be large enough to contain the largest possible single frame of the involved bus systems. The large PduRTpBuffers are used for multi frame routing, and must be large enough to contain one block of TP data in case of on-the-fly gatewaying, and for the complete PDU in case of direct gatewaying. The main reason for having dedicated buffers for single frames is that functional diagnostic requests and especially OBD request have a very high priority and must not be delayed by buffer allocation strategies.

[SWS_PduR_00797] [If a gatewayed TP PDU reception is indicated via PduR_<SrcLoTp>StartOfReception, and the total SDU size reported by the parameter TpSduLength is not larger than the configured PduRPduMaxLength of the dedicated buffer referenced by PduRDestTxBufferRef, the PduR shall use the dedicated buffer.] (SRS_PduR_06026, SRS_PduR_06124)

[SWS_PduR_00798] [If a gatewayed TP PDU reception is indicated via PduR_<SrcLoTp>StartOfReception, and the total SDU size reported by the parameter TpSduLength is larger than the configured PduRPduMaxLength of the dedicated buffer, the PduR shall dynamically allocate a buffer from the PduRTxBuffer.] (SRS_PduR_06026, SRS_PduR_06124)

[SWS_PduR_00799] [If no buffer could be allocated during a call of PduR_<SrcLoTp>StartOfReception for the reception of a gatewayed TP PDU, the PduR shall immediately stop further processing of this I-PDU and return BUFREQ_E_OVFL.] (SRS_PduR_06026, SRS_PduR_06124, SRS_PduR_06105)

[SWS_PDUR_00818] [For TP gateway scenario, the availableDataPtr of the PduR_<LoTp>CopyTxData indicates the remaining number of bytes that are available in the PduR's (gateway) TP buffer.] ()

7.1.3.2.2 Direct gatewaying

[SWS_PduR_00551] [The <DstLoTp>_Transmit shall be called on each destination transport protocol module within the PduR_<SrcLoTp>TpRxIndication, if result is E_OK.] (SRS_PduR_06026, SRS_PduR_06029, SRS_PduR_06124)

[SWS_PduR_00697] [For Single-frame transmission, if PduR_<DstLoTp>CopyTxData is called with TpDataState TP_CONFPENDING or TP_DATACONF or when the RetryInfoType pointer is NULL, the PDU Router shall copy SduLength bytes of data. If not enough data is available, the Pdu Router shall return BUFREQ_E_BUSY without copying any data.] (SRS_PduR_06026, SRS_PduR_06124)

[SWS_PduR_00705] [For Single-frame transmission, if PduR_<DstLoTp>CopyTxData is called with TpDataState TP_DATARETRY, the PDU Router shall set back the current position by TxTpDataCnt bytes and copy SduLength bytes of data. If the Pdu Router cannot set back the position as requested, it shall return BUFREQ_E_NOT_OK without changing the current position or copying any data. If, after resetting the current position, not enough data is available for copying, the Pdu Router shall return BUFREQ_E_BUSY without copying any data.] (SRS_PduR_06026, SRS_PduR_06124, SRS_PduR_06105)

[SWS_PDUR_00813] [For multi-frame transmission, if PduR_<DstLoTp>CopyTxData is called with TpDataState TP_CONFPENDING or TP_DATACONF or when the RetryInfoType pointer is NULL, the PDU Router shall copy SduLength bytes of data. Only the call from the last destination module shall increase the buffer position.] (SRS_PduR_06026, SRS_PduR_06124)

[SWS_PDUR_00814] [If not enough data is available or not all other destination transport protocol modules have called PduR_<DstLoTp>CopyTxData for the previous frame, the Pdu Router shall return BUFREQ_E_BUSY without copying any data.] (SRS_PduR_06026, SRS_PduR_06124)

[SWS_PDUR_00815] [For multi-frame transmission, if PduR_<DstLoTp>CopyTxData is called with TpDataState TP_DATARETRY, the PDU Router shall return BUFREQ_E_NOT_OK without copying any data.] (SRS_PduR_06026, SRS_PduR_06124, SRS_PduR_06105)

7.1.3.2.3 Forwarding to upper layers

If the I-PDU is gatewayed (direct Transport Protocol gateway) to one or more destination transport protocol modules, this I-PDU may be also received by a local upper layer module.

Implementations may choose to report (via DET) whenever the upper layer reception was not successful. The gatewaying to lower layers should not be aborted in this case.

The reception to the upper layers part of direct gatewaying is specified below:

[SWS_PduR_00789] [In case of gatewaying, when a successful RxIndication is received by PduR from the lower layer, the module shall initiate a reception session for a configured upper layer destination: <UpTp>_StartOfReception,

<UpTp>_CopyRxData, and <UpTp>_RxIndication will be called in this order.]
(SRS_PduR_06026, SRS_PduR_06029)

[SWS_PduR_00790] [When an error is returned by <UpTp>_StartOfReception for a multicast TP gatewaying with configured local destination, the PduR shall stop the upper layer reception without further interaction with the upper layer]
(SRS_PduR_06026, SRS_PduR_06029, SRS_PduR_06105)

[SWS_PduR_00791] [When <UpTp>_StartOfReception returns BUFREQ_OK, but the available buffer is too small to receive the whole message, the PduR shall call <UpTp>_RxIndication with result = E_NOT_OK] (SRS_PduR_06026, SRS_PduR_06029, SRS_PduR_06105)

[SWS_PduR_00792] [When <UpTp>_CopyRxData returns an error, the PduR shall call <UpTp>_RxIndication with result = E_NOT_OK.] (SRS_PduR_06026, SRS_PduR_06029, SRS_PduR_06105)

7.1.3.2.4 Gatewaying on-the-fly

In gatewaying on-the-fly the PDU Router module will start transmission to the destination transport protocol module when a specific threshold is reached.

[SWS_PduR_00708] [Using gatewaying on-the-fly only one destination transport protocol module is allowed.] (SRS_PduR_06026, SRS_PduR_06124)

[SWS_PduR_00317] [The PDU Router module shall start the TP transmission on the destination bus by calling <DstLoTp>_Transmit as soon as the Tx threshold has been reached for the specific destination.] (SRS_PduR_06026, SRS_PduR_06124)

[SWS_PDUR_00811] [If a TP transmission is started via PduR_<SrcLo>StartOfReception, the PDU Router module shall directly call <DstLoTp>_Transmit if PduRTpThreshold = 0.] (SRS_PduR_06124)

If gatewaying on-the-fly is used the Pdu Router shall not support retransmission of already transmitted data:

[SWS_PDUR_00808] [The PDU Router module shall start the TP transmission on the destination bus by calling <DstLoTp>_Transmit if result value is E_OK in the PduR_<SrcLoTp>RxIndication even if the TP threshold was not reached.] (SRS_PduR_06012, SRS_PduR_06026, SRS_PduR_06124)

[SWS_PduR_00707] [If PduR_<DstLoTp>CopyTxData is called with TpDataState TP_DATACONF or if the RetryInfoType pointer is NULL, the PDU Router shall copy SduLength bytes of data.] (SRS_PduR_06026, SRS_PduR_06124)

7.1.3.2.5 Common requirements

Following requirements applies to both direct gatewaying and routing-on-the-fly gatewaying.

[SWS_PduR_00696] [If PduR_<DstLoTp>CopyTxData is called and state is TP_DATACONF then the PDU Router may free the already copied data.] (SRS_PduR_06026, SRS_PduR_06124)

7.1.3.2.6 All destination transport protocol modules will confirm transmission of the I-PDU.

[SWS_PduR_00637] [When the PDU Router module receives the PduR_<DstLoTp>TxConfirmation, the PDU Router shall free the I-PDU buffer for this destination.] (SRS_PduR_06026, SRS_PduR_06124)

[SWS_PduR_00740] [If the transport protocol module calls PduR_<LoTp>CopyTxData or PduR_<LoTp>CopyRxData with length zero (PduInfoType.SduLength = 0) the PDU Router module shall return the size of the current available buffer or the current available data respectively.] (SRS_PduR_06026, SRS_PduR_06124)

7.1.3.2.7 Error handling

Error handling for I-PDUs gatewayed using transport protocol modules is simple, the PDU Router module will not do anything and rely that the transport protocol modules handles the communication errors properly.

[SWS_PduR_00687] [If routing on-the-fly is used and PduR_<SrcLoTp>CopyRxData is called and the provided data cannot be stored in the buffer, then BUFREQ_E_NOT_OK shall be returned and the execution of the I-PDU gateway shall be stopped.] (SRS_PduR_06026, SRS_PduR_06124, SRS_PduR_06105)

[SWS_PduR_00689] [If the result value is not E_OK in the PduR_<SrcLoTp>RxIndication, the PDU Router shall immediately stop further processing of the I-PDU.] (SRS_PduR_06026, SRS_PduR_06124, SRS_PduR_06105)

Note:

The PDU Router shall not expect a PduR_<SrcLoTp>RxIndication after PduR_<SrcLoTp>StartOfReception failed.

The PDU Router shall not expect a PduR_<DstLoTp>TxConfirmation after <LoTp>_Transmit failed.

[SWS_PduR_00803] [In case of gatewaying between TPs, when one destination fails (Transmit returns E_NOT_OK or TpTxConfirmation is called with an error), the other destinations shall continue.]

[SWS_PduR_00804] [In case of gatewaying between TPs, when all destinations fail, the reception side shall be stopped by returning BUFREQ_E_NOT_OK for the current call of CopyRxData or StartOfReception.]

7.1.3.2.8 Handling I-PDUs with unknown length

The PduR is able to handling unknown length I-PDUs (i.e. streaming type of data) using the TP API. The definition of unknown length is indicated by TpSduLength=0.

[SWS_PDUR_00823] [In a gateway situation and PduR_<SrcLoTp>StartOfReception is called with TpSduLength=0 only gateway-on-the-fly is supported.] ()

7.1.3.3 FIFO

It is possible to Gateway an I-PDU using a FIFO queued behavior from one source to multiple destination lower layer modules. FIFO queues can be used for Communication Interfaces and Transport Protocols (even with multi N-PDU messages)

[SWS_PduR_00785] [If PduRQueueDepth is configured to a value greater then 1 the Tx Pdu buffer shall have a first in – first out (FIFO) behavior.] (SRS_PduR_06012, SRS_PduR_06032)

In the following chapter the term “FIFO” or “FIFO queue” is used as a synonym for the Tx I-Pdu buffer of the PduR.

The FIFO has states and these states may change when calling various PduR API's called from different contexes. E.g. a PduR_<SrcLo>RxIndication call could be interrupted by a PduR_<DstLo>TxConfirmation call. Thus there is a need to protect those concurrent calls.

If a FIFO is used in case of direct data provision the destination I-PDU must be configured to call the PduR_<DstLo/DstLoTp>TxConfirmation, see PduRTransmissionConfirmation.

[SWS_PduR_00307] [It shall be possible to configure a FIFO for each destination I-PDU] (SRS_PduR_06012, SRS_PduR_06032)

[SWS_PduR_00793] [If direct data provision is used with a FIFO: The PduR shall enqueue new data in the FIFO when PduR_<SrcLo/SrcLoTp>RxIndication is called and the last transmission of the same PDU has not yet been confirmed via PduR_<DstLo/DstLoTp >TxConfirmation.] (SRS_PduR_06012, SRS_PduR_06032)

[SWS_PduR_00665] [If direct data provision is used with a FIFO: When PduR_<SrcLo/SrcLoTp>RxIndication is called and the FIFO queue is empty and no

confirmation is outstanding for the same PDU, <DstLo/DstLoTp>_Transmit shall be called directly. The FIFO stays empty.] (SRS_PduR_06012, SRS_PduR_06032)

[SWS_PduR_00786] [When PduR_<SrcLo/SrcLo>RxIndication is called and the FIFO queue is empty in case of trigger transmit data provision the received I-PDU shall be copied to the FIFO and <DstLo/DstLoTp >_Transmit shall be called.] (SRS_PduR_06012, SRS_PduR_06032)

[SWS_PduR_00787] [When PduR_<SrcLo/SrcLoTp>RxIndication is called and the FIFO queue is not empty then the received I-PDU shall be copied as latest entry.] (SRS_PduR_06012, SRS_PduR_06032)

[SWS_PduR_00667] [When PduR_<DstLo/DstLoTp>TxConfirmation is called and the FIFO queue is not empty in case of direct data provision <DstLo/DstLoTp>_Transmit shall be called with the oldest I-PDU of the FIFO. The transmitted I-PDU shall be removed afterwards.] (SRS_PduR_06012, SRS_PduR_06032)

7.1.3.3.1 Communication Interface

[SWS_PduR_00666] [When PduR_<DstLo>TriggerTransmit is called and will return E_OK according to SWS_PduR_00819, the oldest FIFO entry shall be copied and then removed. If afterwards the FIFO queue is not empty <DstLo>_Transmit shall be called with the oldest I-PDU of the FIFO.] (SRS_PduR_06012, SRS_PduR_06032)

Note: In case of the destination module is FrIf the FrIfCounterLimit of the Pdu needs to be configured > 1 because the new transmit will be called before the counter is decremented. For LinIf there is no such a constraint, however FIFO queue routing to sporadic frames is not supported.

7.1.3.3.2 Transport Protocol

[SWS_PDUR_00830] [When PduR_<SrcLoTp>StartOfReception and FIFO is enabled, the PduR shall reserve enough buffers from PduRTxBuffer (for each destination in case of 1:n).] ()

[SWS_PDUR_00831] [The PduR shall start transmission on destination Transport Protocol when either PduRTpThreshold or complete (PduR_<DstLoTp>RxIndication is called) I-PDU is received.] ()

[SWS_PDUR_00832] [If another PduR_<SrcLoTp>StartOfReception for same routing path(s) is called, then PduR shall store the I-PDU in a FIFO.] ()

[SWS_PDUR_00833] [When PduR_<DstLoTp>TxConfirmation is received from destination transport protocol module, the PduR shall start transmission of next I-PDU if FIFO is not empty.] ()

[SWS_PDUR_00834] [It shall be allowed to use routing-on-the-fly on gatewaying. If FIFO queue is empty then PduR can call <DstLoTp>_Transmit each time when the PduRTpThreshold is reached.] ()

[SWS_PDUR_00835] [If FIFO queue is already containing at least one entry the received message shall be stored in the FIFO, and <DstLoTp>_Transmit shall be called as soon as this FIFO queue entry is due for transmission (i.e. when this message is first ion the FIFO).] ()

Note: The effect of Gateway-on-the-fly using FIFO is that it will be a faster way to gateway the TP messages. Obviously if the FIFO is not empty then the received message the message must be stored and not to be forwarded to the desintation TP.

7.1.3.3.3 Error handling

[SWS_PduR_00788] [If <DstLo>_Transmit(), called with an I-PDU from the FIFO buffer, returns E_NOT_OK the I-PDU shall be removed from the FIFO and the next FIFO entry shall be transmitted, if available.] (SRS_PduR_06012, SRS_PduR_06105)

[SWS_PDUR_00807][When <DstLo>_Transmit() returns E_NOT_OK for a routing path using a FIFO, the PDU Router shall report PDUR_E_PDU_INSTANCES_LOST to the DET module.] (SRS_PduR_06012, SRS_PduR_06105)

[SWS_PduR_00806][When one destination fails (Transmit returns E_NOT_OK), the other destinations shall continue.] ()

[SWS_PduR_00255] [If the FIFO is full and a new PduR_<SrcLo>RxIndication is called, the FIFO shall be flushed] (SRS_PduR_06012, SRS_PduR_06032)

Note: That means in case of PduRQueueDepth is configured to 1 and the PduRDestPduDataProvision is configured to PDUR_TRIGGERTRANSMIT the new I-Pdu will be always copied within the next PduR_<Lo>TriggerTransmit call. That is a “Last is best” behaviour.

[SWS_PduR_00670] [If the FIFO is flushed the PDU Router shall report PDUR_E_PDU_INSTANCES_LOST to the DET module.] (SRS_PduR_06012, SRS_PduR_06032, SRS_PduR_06106)

[SWS_PduR_00669] [If the FIFO is flushed the new I-PDU delivered by the PduR_<SrcLo>RxIndication shall be handled as if the FIFO is empty.] (SRS_PduR_06012, SRS_PduR_06032)

The new I-PDU that causes the FIFO flush will be served and not discarded.

7.2 Cancel transmission

An upper layer module may request cancellation of an I-PDU (transported by communication interface module or transport protocol module). The PDU Router module will forward the request to either one destination module (unicast) or multiple destination modules (multicast).

The PduR_<Up>CancelTransmit is used to cancel communication interface I-PDU and to cancel transport protocol I-PDUs in the case of forwarding.

The cancel transmission is optional and enabled in the configuration per module, see PduRCancelTransmit configuration parameter.

In case of forwarding, an upper layer module requests cancellation of an I-PDU, and the PDU router will forward the request to one or more destination modules according to the routing path.

In case of gatewaying, Cancel transmission can be used by the gateway-part of the PduR to optimize resource handling (i.e. if the destination is not available anymore).

[SWS_PduR_00710] [If the routing path for the requested I-PDU is disabled, then PduR_<Up>CancelTransmit shall return E_NOT_OK directly without any further action.] (SRS_PduR_06122, SRS_PduR_06120)

Following requirements describes the behavior in the PDU Router module when the PduR_<Up>CancelTransmit is called:

[SWS_PduR_00721] [Communication interface module PduR_<Up>CancelTransmit and Single Destination. The PDU Router module shall call the <Lo>_CancelTransmit for the destination module of the I-PDU.] (SRS_PduR_06122)

[SWS_PduR_00723] [Communication interface module PduR_<Up>CancelTransmit and Multiple destinations. The PDU Router module shall call the <Lo>_CancelTransmit for each destination module of the I-PDU.] (SRS_PduR_06122, SRS_PduR_06030)

[SWS_PduR_00722] [Transport protocol module PduR_<Up>CancelTransmit and Single Destination. The PDU Router module shall call the <LoTp>_CancelTransmit for the destination module of the I-PDU.] (SRS_PduR_06122)

[SWS_PduR_00724] [Transport protocol module

PduR_<Up>CancelTransmit and Multiple Destinations. The PDU Router module shall call the <LoTp>_CancelTransmit for each destination module of the I-PDU.] (SRS_PduR_06122, SRS_PduR_06029)

Following requirements describes the behavior in the PDU Router module when the return value of <Lo>_CancelTransmit or <LoTp>_CancelTransmit is received:

[SWS_PduR_00700] [For a Single Destination the PDU Router module shall return same return value to the calling upper layer module.] (SRS_PduR_06122, SRS_PduR_06104)

[SWS_PduR_00701] [For Multi Destination, E_OK shall be returned to the calling upper layer if all destination modules return E_OK. Otherwise, E_NOT_OK shall be returned.] (SRS_PduR_06029, SRS_PduR_06030, SRS_PduR_06125, SRS_PduR_06122, SRS_PduR_06104)

7.3 Cancel reception

An upper layer module may request cancellation of an I-PDU transported on transport protocol module(s). The PDU router module will get a request through the PduR_<Up>CancelReceive. The confirmation of the cancellation request is made through the return value of <LoTp>_CancelReceive that is forwarded to the upper layer module as return value of PduR_<Up>CancelReceive.

[SWS_PduR_00726] [If the routing path for the requested I-PDUs is disabled, then PduR_<Up>CancelReceive shall return E_NOT_OK directly without any further action.] (SRS_PduR_06122, SRS_PduR_06120)

The flow of the I-PDU id on the receiving side is from lower to upper modules. Here the flow is from upper to lower modules, since the id belongs to an already (partially) received I-PDU for which the reception shall be canceled.

[SWS_PduR_00736] [The I-PDU id provided in the call is Rx I-PDU ID and therefore the PDU Router module shall be able to identify this I-PDU correctly.] (SRS_PduR_06122)

[SWS_PduR_00727] [When the PduR_<Up>CancelReceive is called the PDU Router module shall call the <LoTp>_CancelReceive for the destination transport protocol module of the I-PDU.] (SRS_PduR_06026, SRS_PduR_06122)

[SWS_PduR_00732] [The return value of the <LoTp>_CancelReceive shall be forwarded to the upper layer module.] (SRS_PduR_06122, SRS_PduR_06105)

7.4 Zero Cost Operation

Zero cost operation is an optimization that may be done where source and destination modules are single and in source code (one of the modules must be in source code otherwise the PDU Router must create glue-code for the function call). For example an ECU with a COM module and a single CAN bus, the PduR_ComTransmit may directly call the CanIf_Transmit without any logic inside the PduR Module. The PDU Router becomes a macro layer.

This optimization is only possible where routing paths are of configuration class Pre-Compile.

[SWS_PduR_00287] [If PduRZeroCostOperation is set to true and all routing paths are of configuration class Pre-Compile; modules directly above or below the PDU Router may directly call each other without using PduR module functions.]
(SRS_PduR_06020)

[SWS_PduR_00619] [If PduRZeroCostOperation is set to true and at least one routing path is not of configuration class Pre-Compile; the PDU Router module configuration generator shall report an error.] (SRS_PduR_06020)

7.5 State Management

The state machine of the PDU Router module is depicted in Figure 4.

[SWS_PduR_00644] [Only one instance of the state machine shall exist in the PDUR module.] (SRS_BSW_00406)

[SWS_PduR_00324] [The PDU Router module shall consist of two states, PDUR_UNINIT and PDUR_ONLINE, as defined in PduR_StateType.]
(SRS_BSW_00406)

[SWS_PduR_00325] [The PDU Router module shall be in the state PDUR_UNINIT after power up the PDU Router module (i.e. before calling the PduR_Init function).]
(SRS_BSW_00406)

[SWS_PduR_00326] [The PDU Router module shall change to the state PDUR_ONLINE when the PDU Router has successfully been initialized via the function PduR_Init.] (SRS_BSW_00406)

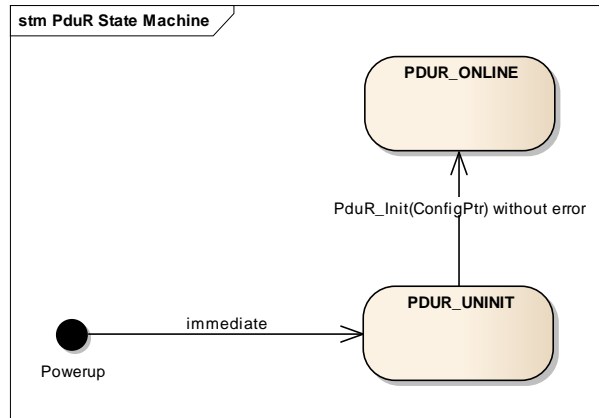


Figure 4: PDU Router states

[SWS_PduR_00328] [The PDU Router module shall perform routing of PDUs according to the PDU Router routing tables only when it is in the online state (PDUR_ONLINE).] (SRS_BSW_00406, SRS_PduR_06001)

[SWS_PduR_00330] [The PDU Router module shall perform no routing when it is in the uninitialized state (PDUR_UNINIT).] (SRS_BSW_00406, SRS_PduR_06001)

[SWS_PduR_00645] [The PDU Router module shall release all buffers in the PduR_Init function.] (SRS_BSW_00406)

[SWS_PduR_00308] [The function PduR_Init shall initialize all configured default value to the PDU transmit buffers.] (SRS_BSW_00406, SRS_PduR_06001)

7.6 Routing path groups

A routing path group is a group of I-PDUs that can be disabled and enabled during runtime. The group contains the destination I-PDUs and not the routing path itself. The reason is that it is desirable to enable or disable I-PDUs for a specific bus. And a routing path can multicast an I-PDU to several busses.

Enabling and disabling of routing path groups is typically used by the BswM module.

[SWS_PduR_00717] [If the I-PDU ID used in an API is disabled in all destination modules E_NOT_OK (if possible) shall be returned with no further action.] (SRS_PduR_06120, SRS_PduR_06029, SRS_PduR_06030)

[SWS_PduR_00715] [Enabling of I-PDU routing path groups shall be immediate] (SRS_PduR_06120)

Example: A subsequent call to PduR_<Up>Transmit shall serve this I-PDU directly.

[SWS_PDUR_00805] If a routing path group is disabled (by the call PduR_DisableRouting) the PduR shall directly return for following functions for this routing path group:

- PduR_<User:Up>Transmit
- PduR_<User:Lo>RxIndication
- PduR_<User:Lo>TriggerTransmit
- PduR_<User:LoTp>StartOfReception
- PduR_<User:LoTp>CopyRxData
- PduR_<User:LoTp>CopyTxData

If the function has a Std_ReturnType, it shall return E_NOT_OK. If function has a BufReq_ReturnType, it shall return BUFREQ_E_NOT_OK.] ()

Note: This does not affect PduR_<User:LoTp>RxIndication

[SWS_PDUR_00810] When a routing path associated with a single buffer (PduRQueueDepth == 1) is stopped, the according buffer shall be set to the default value if PduR_DisableRouting is called with initialize set to true, otherwise the current value shall be retained.] (SRS_PduR_06120, SRS_PduR_06032, SRS_PduR_06124)

[SWS_PduR_00663] [When a routing path associated with a FIFO (PduRQueueDepth > 1) is stopped, the according FIFO shall be flushed, and the PduR shall report PDUR_E_PDU_INSTANCES_LOST to the DET if DET reporting is enabled.] (SRS_PduR_06120, SRS_PduR_06032, SRS_PduR_06124)

Example: If a gateway operation is made and the PDU Router module has buffered an I-PDU and is waiting for the destination communication module to call trigger transmit, the buffer is cleared and the buffer not available is returned to the destination communication interface.

7.7 Complex Driver Interaction

Besides the AUTOSAR Com and Dcm modules, Complex Drivers (CDD) are also possible as upper or lower layer modules for the PduR.

Whether a CDD is an upper layer or a lower layer module for the PduR is configurable via the PduRUpperModule or PduRLowerModule configuration parameters of the PduRBswModules configuration.

A CDD can require both a communication interface API or a transport protocol API, depending on the configuration parameters PduRCommunicationInterface and PduRTransportProtocol of the PduRBswModules configuration. The API functions provided by the PduR for the CDD interaction contain the CDD's service prefix as specified by the apiServicePrefix configuration parameter, see [SWS_PduR_00504](#).

The PduR provides the unique transmit function PduR_<Cdd>Transmit for each upper layer CDD. When a callout function of the PduR is invoked from a lower layer module for a Pdu that is transmitted or received by an upper layer CDD, the PduR invokes the corresponding target function of the CDD.

For a lower layer CDD that requires a communication interface API, the PduR provides a unique set of communication interface API functions PduR_<Cdd>RxIndication and – if configured – PduR_<Cdd>TxConfirmation and PduR_<Cdd>TriggerTransmit, see Section 8.3.3.

For a lower layer CDD that requires a transport protocol API, the PduR provides a unique set of transport protocol API functions PduR_<Cdd>CopyRxData, PduR_<Cdd>CopyTxData, PduR_<Cdd>RxIndication, PduR_<Cdd>StartOfReception and PduR_<Cdd>TxConfirmation, see Section 8.3.4.

When an API function of the PduR is invoked from an upper layer module for a Pdu that is transmitted or received by a lower layer CDD, the PduR invokes the corresponding target function of the CDD.

To determine if a Pdu is transmitted or received by a CDD, the PduR has to examine the origin of the references to the Pdu list in the EcuC module:

- If the source Pdu of a routing path references a Pdu in the Pdu list that is also referenced by an upper layer CDD, the Pdu is transmitted by the CDD.
- If the destination Pdu of a routing path references a Pdu in the Pdu list that is also referenced by an upper layer CDD, the Pdu is received by the CDD.
- If the source Pdu of a routing path references a Pdu in the Pdu list that is also referenced by a lower layer CDD, the Pdu is received from the CDD.
- If the destination Pdu of a routing path references a Pdu in the Pdu list that is also referenced by a lower layer CDD, the Pdu is transmitted via the CDD.

[SWS_PduR_00504] [The PduR shall use the apiServicePrefix attribute of the CDD's vendor specific module definition (EcucModuleDef element) to replace the <Lo>, <Up>, and <LoTp> tags of the GenericComServices APIs (see Section 12). The CDD's vendor specific module definition can be indirectly accessed via the configuration parameter PduRBswModuleRef which references the top-level element of the concrete configuration of the CDD (i.e., EcucModuleConfigurationValues element) which references the CDD's vendor specific module definition (EcucModuleDef element).] (SRS_BSW_00310)

7.8 Error classification

For details refer to the chapter 7.2 “Error classification” in *SWS_BSWGeneral*.

Note that the PduR does not report production errors.

7.8.1 Development Errors

[SWS_PduR_00100] [The following Development Errors and exceptions shall be detectable by the PDU Router module depending on its build version (development/production mode):

| <i>Type or error</i> | <i>Related error code</i> | <i>Value [hex]</i> |
|--|--------------------------------------|--------------------|
| Invalid configuration pointer | PDUR_E_INIT_FAILED | 0x00 |
| API service used without module initialization or PduR_Init called in any state other than PDUR_UNINIT | PDUR_E_UNINIT | 0x01 |
| Invalid PDU identifier | PDUR_E_PDU_ID_INVALID | 0x02 |
| If the routing table is invalid that is given to the PduR_EnableRouting or PduR_DisableRouting functions | PDUR_E_ROUTING_PATH_GROUP_ID_INVALID | 0x08 |
| Null pointer has been passed as an argument | PDUR_E_PARAM_POINTER | 0x09 |

] (SRS_BSW_00337, SRS_BSW_00323, SRS_BSW_00452)

7.8.1 Runtime Errors

[SWS_PDUR_00816] Runtime Error Types

| <i>Type of error</i> | <i>Related error code</i> | <i>Value [hex]</i> |
|---|---------------------------|--------------------|
| TP module rejects a transmit request for a valid PDU identifier | PDUR_E_TP_TX_REQ_REJECTED | 0x03 |
| Loss of a PDU instance (buffer overrun in gateway operation) | PDUR_E_PDU_INSTANCES_LOST | 0x0a |

] ()

7.8.2 Transient Faults

There are no Transient faults.

7.8.3 Production Errors

There are no production errors.

7.9 Error detection

[SWS_PduR_00119] [If the PDU Router module has not been initialized (state PDUR_UNINIT), all functions except PduR_Init and PduR_GetVersionInfo shall report the error PDUR_E_UNINIT via the DET when called, when PduRDevErrorDetect is enabled.] (SRS_BSW_00406)

[SWS_PDUR_00824] [When the PduR detects a development, runtime, or transient error, it shall use the module Id of the calling module as instance Id when calling the Default Error Tracer module.] ()

Note:

The standardized module ID is found in the List of Basic Software Modules document [9]. The parameter PduRBswModuleRef identifies the module used. With this information the moduleID can be retrieved in the BswModuleDescription.moduleId

7.10 API parameter checking

[SWS_PduR_00221] [If development error detection is enabled, a PDU identifier is not within the specified range, and the PDU identifier is configured to be used by the PDU Router module, the PDU Router module shall report the error `PDUR_E_PDU_ID_INVALID` to the DET module, when `PduRDevErrorDetect` is enabled.] (SRS_PduR_06103, SRS_BSW_00323)

7.11 Debugging

For details refer to the chapter 7.1.17 “Debugging support” in *SWS_BSWGeneral*.

8 API specification

The following paragraphs specify the API of the PDU Router module.

8.1 Imported types

In this chapter all types included from the following files are listed:

[SWS_PduR_00333] [

| <i>Module</i> | <i>Imported Type</i> |
|----------------|----------------------|
| ComStack_Types | BufReq_ReturnType |
| | PduIdType |
| | PduInfoType |
| | PduLengthType |
| | RetryInfoType |
| | TPParameterType |
| Std_Types | Std_ReturnType |
| | Std_VersionInfoType |

] (SRS_BSW_00301)

8.2 Type definitions

The following PDU Router types are specified and shall be defined in `PduR_Types.h`:

8.2.1 PduR_PBConfigType

The post-build-time configuration fulfills two functionalities:

- Post-build selectable, where more than one configuration is located in the ECU, and one is selected at init of the PDU Router module
- Post-build loadable, where one configuration is located in the ECU. This configuration may be reprogrammed after compile-time

Basically there is no restriction to mix both selectable and loadable. Typically the post-build loadable is located in its own flash sector where it can be reprogrammed without affecting other modules/applications.

[SWS_PduR_00743] [

| | |
|---------------|----------------------------|
| Name: | PduR_PBConfigType |
| Type: | Structure |
| Range: | -- implementation specific |

| | |
|---------------------|---|
| Description: | Data structure containing post-build-time configuration data of the PDU Router. |
|---------------------|---|

] (SRS_BSW_00400, SRS_BSW_00438, SRS_BSW_00404, SRS_BSW_00305)

[SWS_PduR_00241] [The type PduR_PBConfigType is an external data structure containing post-build-time configuration data of the PDU Router module which shall be implemented in PduR_PBcfg.c (see chapter 5.1.1 and 10.2).] (SRS_BSW_00438, SRS_BSW_00404)

8.2.2 PduR_PBConfigIdType

This type is returned by the PduR_GetConfigurationId API.

[SWS_PduR_00771] [

| | |
|---------------------|---|
| Name: | PduR_PBConfigIdType |
| Type: | uint16 |
| Description: | Identification of the post-build configuration currently used for routing I-PDUs. An ECU may contain several configurations (post-build selectable), each have unique Id. |

] (SRS_BSW_00405, SRS_BSW_00305, SRS_PduR_06097)

8.2.3 PduR_RoutingPathGroupIdType

The routing path group ID is used for identifying a specific group of routing path destinations. The reason is that the destinations of a 1:n routing path typically belong to more than one bus, and it shall be possible to enable/disable routing per bus.

Therefore a routing path group separates 1:n routing paths into 1:1 paths.

[SWS_PduR_00654] [

| | |
|---------------------|-----------------------------------|
| Name: | PduR_RoutingPathGroupIdType |
| Type: | uint16 |
| Description: | Identification of a Routing Table |

] (SRS_BSW_00305, SRS_PduR_06120)

8.2.4 PduR_StateType

[SWS_PduR_00742] [

| | | | | | | | |
|---------------------|--|-------------------------------------|----|----------------------------|-------------|----|-------------------------------------|
| Name: | PduR_StateType | | | | | | |
| Type: | Enumeration | | | | | | |
| Range: | <table border="1"> <tr> <td>PDUR_UNINIT</td> <td>--</td> <td>PDU Router not initialised</td> </tr> <tr> <td>PDUR_ONLINE</td> <td>--</td> <td>PDU Router initialized successfully</td> </tr> </table> | PDUR_UNINIT | -- | PDU Router not initialised | PDUR_ONLINE | -- | PDU Router initialized successfully |
| PDUR_UNINIT | -- | PDU Router not initialised | | | | | |
| PDUR_ONLINE | -- | PDU Router initialized successfully | | | | | |
| Description: | States of the PDU Router | | | | | | |

] (SRS_BSW_00305, SRS_BSW_00335, SRS_BSW_00406)

8.3 Function definitions

8.3.1 General functions provided by the PDU Router

8.3.1.1 PduR_Init

[SWS_PduR_00334] [

| | | |
|----------------------------|---|-------------------------------------|
| Service name: | PduR_Init | |
| Syntax: | <pre>void PduR_Init(const PduR_PBConfigType* ConfigPtr)</pre> | |
| Service ID[hex]: | 0xf0 | |
| Sync/Async: | Synchronous | |
| Reentrancy: | Non Reentrant | |
| Parameters (in): | ConfigPtr | Pointer to post build configuration |
| Parameters (inout): | None | |
| Parameters (out): | None | |
| Return value: | None | |
| Description: | Initializes the PDU Router | |

] (SRS_BSW_00101, SRS_BSW_00358, SRS_BSW_00414, SRS_BSW_00310)

Integration note: To avoid problems calling the PDU Router module uninitialized it is important that the PDU Router module is initialized before interfaced modules.

[SWS_PduR_00709] [After initialization all I-PDU routing groups shall be enabled according enable at start configuration parameter.] (SRS_PduR_06120)

Note: NULL pointer checking is specified within document SWS_BSWGeneral.

8.3.1.2 PduR_GetVersionInfo

[SWS_PduR_00338] [

| | | |
|----------------------------|---|---|
| Service name: | PduR_GetVersionInfo | |
| Syntax: | <pre>void PduR_GetVersionInfo(Std_VersionInfoType* versionInfo)</pre> | |
| Service ID[hex]: | 0xf1 | |
| Sync/Async: | Synchronous | |
| Reentrancy: | Reentrant | |
| Parameters (in): | None | |
| Parameters (inout): | None | |
| Parameters (out): | versionInfo | Pointer to where to store the version information of this module. |
| Return value: | None | |
| Description: | Returns the version information of this module. | |

] (SRS_BSW_00407, SRS_BSW_00411, SRS_BSW_00310)

8.3.1.3 PduR_GetConfigurationId

[SWS_PduR_00341] [

| | |
|----------------------------|--|
| Service name: | PduR_GetConfigurationId |
| Syntax: | PduR_PBConfigIdType PduR_GetConfigurationId(void) |
| Service ID[hex]: | 0xf2 |
| Sync/Async: | Synchronous |
| Reentrancy: | Reentrant |
| Parameters (in): | None |
| Parameters (inout): | None |
| Parameters (out): | None |
| Return value: | PduR_PBConfigIdType identifier of the post-build time configuration |
| Description: | Returns the unique identifier of the post-build time configuration of the PDU Router |

] (SRS_PduR_06097, SRS_BSW_00310) **[SWS_PduR_00280]** [The function PduR_GetConfigurationId shall return the unique identifier of the post-build time configuration of the PDU Router module.] (SRS_PduR_06097)

8.3.1.4 PduR_EnableRouting

[SWS_PduR_00615] [

| | |
|----------------------------|---|
| Service name: | PduR_EnableRouting |
| Syntax: | void PduR_EnableRouting(PduR_RoutingPathGroupIdType id) |
| Service ID[hex]: | 0xf3 |
| Sync/Async: | Synchronous |
| Reentrancy: | Reentrant |
| Parameters (in): | id Identification of the routing path group. Routing path groups are defined in the PDU router configuration. |
| Parameters (inout): | None |
| Parameters (out): | None |
| Return value: | None |
| Description: | Enables a routing path group. |

] (SRS_PduR_06120, SRS_BSW_00310) **[SWS_PduR_00647]** [If the routing path group id does not exist, then the PDU Router module shall return with no action.] (SRS_PduR_06120, SRS_BSW_00323)

[SWS_PduR_00648] [If the routing path group id does not exist and the PduRDevErrorDetect is enabled, the PDU Router module shall report PDUR_E_ROUTING_PATH_GROUP_ID_INVALID.] (SRS_PduR_06120, SRS_BSW_00323)

8.3.1.5 PduR_DisableRouting

[SWS_PduR_00617] [

| | |
|----------------------|---|
| Service name: | PduR_DisableRouting |
| Syntax: | void PduR_DisableRouting(PduR_RoutingPathGroupIdType id, boolean initialize) |

| | | |
|----------------------------|--------------------------------|--|
| Service ID[hex]: | 0xf4 | |
| Sync/Async: | Synchronous | |
| Reentrancy: | Reentrant | |
| Parameters (in): | id | Identification of the routing path group. Routing path groups are defined in the PDU router configuration. |
| | initialize | true: initialize single buffers to the default value false: retain current value of single buffers |
| Parameters (inout): | None | |
| Parameters (out): | None | |
| Return value: | None | |
| Description: | Disables a routing path group. | |

] (SRS_PduR_06120, SRS_BSW_00310) **[SWS_PduR_00716]** [If the routing path group id does not exist, then the PDU Router module shall return with no action.]
(SRS_PduR_06120, SRS_BSW_00323)

[SWS_PduR_00649] [If the routing path table id does not exist and the PduRDevErrorDetect is enabled, the PDU Router module shall report PDUR_E_ROUTING_PATH_GROUP_ID_INVALID.] (SRS_PduR_06120, SRS_BSW_00323)

8.3.2 Configurable interfaces definitions for interaction with upper layer module

Since the API description now has a generic approach, the service ids of the upper layer API functions are generic as well. To differ between several upper layers, the PduR uses the module ids of the upper layer modules as the instance id argument in the Det call

8.3.2.1 PduR_<User:Up>Transmit

[SWS_PduR_00406] [

| | | |
|----------------------------|---|--|
| Service name: | PduR_<User:Up>Transmit | |
| Syntax: | Std_ReturnType PduR_<User:Up>Transmit (PduIdType TxPduId, const PduInfoType* PduInfoPtr) | |
| Service ID[hex]: | 0x49 | |
| Sync/Async: | Synchronous | |
| Reentrancy: | Reentrant for different Pdulds. Non reentrant for the same Pduld. | |
| Parameters (in): | TxPdulId | Identifier of the PDU to be transmitted |
| | PduInfoPtr | Length of and pointer to the PDU data and pointer to MetaData. |
| Parameters (inout): | None | |
| Parameters (out): | None | |
| Return value: | Std_ReturnType | E_OK: Transmit request has been accepted. E_NOT_OK: Transmit request has not been accepted. |
| Description: | Requests transmission of a PDU. | |

] (SRS_PduR_06012, SRS_PduR_06026, SRS_PduR_06114, SRS_PduR_06115, SRS_PduR_06116, SRS_BSW_00310)

8.3.2.2 PduR_<User:Up>CancelTransmit

[SWS_PduR_00769] [

| | | |
|----------------------------|--|---|
| Service name: | PduR_<User:Up>CancelTransmit | |
| Syntax: | Std_ReturnType PduR_<User:Up>CancelTransmit(PduIdType TxPduId) | |
| Service ID[hex]: | 0x4a | |
| Sync/Async: | Synchronous | |
| Reentrancy: | Reentrant for different Pdulds. Non reentrant for the same Pdul. | |
| Parameters (in): | TxPdul | Identification of the PDU to be cancelled. |
| Parameters (inout): | None | |
| Parameters (out): | None | |
| Return value: | Std_ReturnType | E_OK: Cancellation was executed successfully by the destination module. E_NOT_OK: Cancellation was rejected by the destination module. |
| Description: | Requests cancellation of an ongoing transmission of a PDU in a lower layer communication module. | |

] (SRS_PduR_06122, SRS_PduR_06114, SRS_PduR_06115, SRS_PduR_06116, SRS_BSW_00310)

8.3.2.3 PduR_<User:Up>ChangeParameter (obsolete)

[SWS_PduR_00482] [

| | | |
|----------------------------|--|---|
| Service name: | PduR_<User:Up>ChangeParameter(obsolete) | |
| Syntax: | Std_ReturnType PduR_<User:Up>ChangeParameter(obsolete) (PduIdType id, TPParameterType parameter, uint16 value) | |
| Service ID[hex]: | 0x4b | |
| Sync/Async: | Synchronous | |
| Reentrancy: | Non Reentrant | |
| Parameters (in): | id | Identification of the PDU which the parameter change shall affect. |
| | parameter | ID of the parameter that shall be changed. |
| | value | The new value of the parameter. |
| Parameters (inout): | None | |
| Parameters (out): | None | |
| Return value: | Std_ReturnType | E_OK: The parameter was changed successfully. E_NOT_OK: The parameter change was rejected. |
| Description: | Request to change a specific transport protocol parameter (e.g. block size). Tags: atp.Status=obsolete | |

] (SRS_PduR_06026, SRS_PduR_06114, SRS_PduR_06115, SRS_PduR_06116, SRS_BSW_00310)

8.3.2.4 PduR_<User:Up>CancelReceive

[SWS_PduR_00767] [

| | | |
|----------------------|---|--|
| Service name: | PduR_<User:Up>CancelReceive | |
| Syntax: | Std_ReturnType PduR_<User:Up>CancelReceive(PduIdType RxPduId) | |

| | | |
|----------------------------|--|---|
| Service ID[hex]: | 0x4c | |
| Sync/Async: | Synchronous | |
| Reentrancy: | Non Reentrant | |
| Parameters (in): | RxPduId | Identification of the PDU to be cancelled. |
| Parameters (inout): | None | |
| Parameters (out): | None | |
| Return value: | Std_ReturnType | E_OK: Cancellation was executed successfully by the destination module. E_NOT_OK: Cancellation was rejected by the destination module. |
| Description: | Requests cancellation of an ongoing reception of a PDU in a lower layer transport protocol module. | |

] (SRS_PduR_06026, SRS_PduR_06114, SRS_PduR_06115, SRS_PduR_06116, SRS_BSW_00310)

8.3.3 Configurable interfaces definitions for lower layer communication interface module interaction

Since the API description now has a generic approach, the service ids of the lower layer API functions are generic as well. To differ between several lower layers, the PduR uses the module ids of the lower layer modules as the instance id argument in the Det call.

8.3.3.1 PduR_<User:Lo>RxIndication

[SWS_PduR_00362] [

| | | |
|----------------------------|--|---|
| Service name: | PduR_<User:Lo>RxIndication | |
| Syntax: | <pre>void PduR_<User:Lo>RxIndication(PduIdType RxPduId, const PduInfoType* PduInfoPtr)</pre> | |
| Service ID[hex]: | 0x42 | |
| Sync/Async: | Synchronous | |
| Reentrancy: | Reentrant for different Pdulds. Non reentrant for the same PduId. | |
| Parameters (in): | RxPduId | ID of the received PDU. |
| | PduInfoPtr | Contains the length (SduLength) of the received PDU, a pointer to a buffer (SduDataPtr) containing the PDU, and the MetaData related to this PDU. |
| Parameters (inout): | None | |
| Parameters (out): | None | |
| Return value: | None | |
| Description: | Indication of a received PDU from a lower layer communication interface module. | |

] (SRS_PduR_06012, SRS_PduR_06116, SRS_PduR_06117, SRS_PduR_06123, SRS_BSW_00310)

8.3.3.2 PduR_<User:Lo>TxConfirmation

[SWS_PduR_00365] [

| | | |
|-------------------------|--|--|
| Service name: | PduR_<User:Lo>TxConfirmation | |
| Syntax: | <pre>void PduR_<User:Lo>TxConfirmation(PduIdType TxPduId, Std_ReturnType result)</pre> | |
| Service ID[hex]: | 0x40 | |

| | | |
|----------------------------|--|---|
| Sync/Async: | Synchronous | |
| Reentrancy: | Reentrant for different PduIds. Non reentrant for the same PduId. | |
| Parameters (in): | TxPduId | ID of the PDU that has been transmitted. |
| | result | E_OK: The PDU was transmitted. E_NOT_OK: Transmission of the PDU failed. |
| Parameters (inout): | None | |
| Parameters (out): | None | |
| Return value: | None | |
| Description: | The lower layer communication interface module confirms the transmission of a PDU, or the failure to transmit a PDU. | |

] (SRS_PduR_06012, SRS_PduR_06116, SRS_PduR_06117, SRS_PduR_06123, SRS_BSW_00310)

8.3.3.3 PduR_<User:Lo>TriggerTransmit

[SWS_PduR_00369] [

| | | |
|----------------------------|--|---|
| Service name: | PduR_<User:Lo>TriggerTransmit | |
| Syntax: | Std_ReturnType PduR_<User:Lo>TriggerTransmit(PduIdType TxPduId, PduInfoType* PduInfoPtr) | |
| Service ID[hex]: | 0x41 | |
| Sync/Async: | Synchronous | |
| Reentrancy: | Reentrant for different PduIds. Non reentrant for the same PduId. | |
| Parameters (in): | TxPduId | ID of the SDU that is requested to be transmitted. |
| Parameters (inout): | PduInfoPtr | Contains a pointer to a buffer (SduDataPtr) to where the SDU data shall be copied, and the available buffer size in SduLength. On return, the service will indicate the length of the copied SDU data in SduLength. |
| Parameters (out): | None | |
| Return value: | Std_ReturnType | E_OK: SDU has been copied and SduLength indicates the number of copied bytes. E_NOT_OK: No SDU data has been copied. PduInfoPtr must not be used since it may contain a NULL pointer or point to invalid data. |
| Description: | Within this API, the upper layer module (called module) shall check whether the available data fits into the buffer size reported by PduInfoPtr->SduLength. If it fits, it shall copy its data into the buffer provided by PduInfoPtr->SduDataPtr and update the length of the actual copied data in PduInfoPtr->SduLength. If not, it returns E_NOT_OK without changing PduInfoPtr. | |

] (SRS_PduR_06012, SRS_PduR_06032, SRS_PduR_06116, SRS_PduR_06117, SRS_PduR_06123, SRS_BSW_00310)

8.3.4 Configurable interfaces definitions for lower layer transport protocol module interaction

Since the API description now has a generic approach, the service ids of the lower layer transport protocol API functions are generic as well. To differ between several lower layers, the PduR uses the module ids of the lower layer modules as the instance id argument in the Det call.

8.3.4.1 PduR_<User:LoTp>CopyRxData

[SWS_PduR_00512] [

| | | |
|----------------------------|---|---|
| Service name: | PduR_<User:LoTp>CopyRxData | |
| Syntax: | <pre>BufReq_ReturnType PduR_<User:LoTp>CopyRxData (PduIdType id, const PduInfoType* info, PduLengthType* bufferSizePtr)</pre> | |
| Service ID[hex]: | 0x44 | |
| Sync/Async: | Synchronous | |
| Reentrancy: | Reentrant | |
| Parameters (in): | id | Identification of the received I-PDU. |
| | info | Provides the source buffer (SduDataPtr) and the number of bytes to be copied (SduLength). An SduLength of 0 can be used to query the current amount of available buffer in the upper layer module. In this case, the SduDataPtr may be a NULL_PTR. |
| Parameters (inout): | None | |
| Parameters (out): | bufferSizePtr | Available receive buffer after data has been copied. |
| Return value: | BufReq_ReturnType | BUFREQ_OK: Data copied successfully BUFREQ_E_NOT_OK: Data was not copied because an error occurred. |
| Description: | This function is called to provide the received data of an I-PDU segment (N-PDU) to the upper layer. Each call to this function provides the next part of the I-PDU data. The size of the remaining buffer is written to the position indicated by bufferSizePtr. | |

] (SRS_PduR_06026, SRS_PduR_06121, SRS_BSW_00310)

8.3.4.2 PduR_<User:LoTp>RxIndication

[SWS_PduR_00375] [

| | | |
|----------------------------|--|---------------------------------------|
| Service name: | PduR_<User:LoTp>RxIndication | |
| Syntax: | <pre>void PduR_<User:LoTp>RxIndication (PduIdType id, Std_ReturnType result)</pre> | |
| Service ID[hex]: | 0x45 | |
| Sync/Async: | Synchronous | |
| Reentrancy: | Reentrant | |
| Parameters (in): | id | Identification of the received I-PDU. |
| | result | Result of the reception. |
| Parameters (inout): | None | |
| Parameters (out): | None | |
| Return value: | None | |
| Description: | Called after an I-PDU has been received via the TP API, the result indicates whether the transmission was successful or not. | |

] (SRS_PduR_06026, SRS_PduR_06121, SRS_BSW_00310)

8.3.4.3 PduR_<User:LoTp>StartOfReception

[SWS_PduR_00507] [

| | | |
|-------------------------|--|--|
| Service name: | PduR_<User:LoTp>StartOfReception | |
| Syntax: | <pre>BufReq_ReturnType PduR_<User:LoTp>StartOfReception (PduIdType id, const PduInfoType* info, PduLengthType TpSduLength, PduLengthType* bufferSizePtr)</pre> | |
| Service ID[hex]: | 0x46 | |

| | | |
|----------------------------|---|--|
| Sync/Async: | Synchronous | |
| Reentrancy: | Reentrant | |
| Parameters (in): | id | Identification of the I-PDU. |
| | info | Pointer to a PduInfoType structure containing the payload data (without protocol information) and payload length of the first frame or single frame of a transport protocol I-PDU reception, and the MetaData related to this PDU. If neither first/single frame data nor MetaData are available, this parameter is set to NULL_PTR. |
| | TpSduLength | Total length of the N-SDU to be received. |
| Parameters (inout): | None | |
| Parameters (out): | bufferSizePtr | Available receive buffer in the receiving module. This parameter will be used to compute the Block Size (BS) in the transport protocol module. |
| Return value: | BufReq_ReturnType | <p>BUFREQ_OK: Connection has been accepted. bufferSizePtr indicates the available receive buffer; reception is continued. If no buffer of the requested size is available, a receive buffer size of 0 shall be indicated by bufferSizePtr.</p> <p>BUFREQ_E_NOT_OK: Connection has been rejected; reception is aborted. bufferSizePtr remains unchanged.</p> <p>BUFREQ_E_OVFL: No buffer of the required length can be provided; reception is aborted. bufferSizePtr remains unchanged.</p> |
| Description: | This function is called at the start of receiving an N-SDU. The N-SDU might be fragmented into multiple N-PDUs (FF with one or more following CFs) or might consist of a single N-PDU (SF). The service shall provide the currently available maximum buffer size when invoked with TpSduLength equal to 0. | |

] (SRS_PduR_06026, SRS_PduR_06121, SRS_BSW_00310)

8.3.4.4 PduR_<User:LoTp>CopyTxData

[SWS_PduR_00518] [

| | | |
|-------------------------|--|--|
| Service name: | PduR_<User:LoTp>CopyTxData | |
| Syntax: | <pre>BufReq_ReturnType PduR_<User:LoTp>CopyTxData (PduIdType id, const PduInfoType* info, const RetryInfoType* retry, PduLengthType* availableDataPtr)</pre> | |
| Service ID[hex]: | 0x43 | |
| Sync/Async: | Synchronous | |
| Reentrancy: | Reentrant | |
| Parameters (in): | id | Identification of the transmitted I-PDU. |
| | info | <p>Provides the destination buffer (SduDataPtr) and the number of bytes to be copied (SduLength).</p> <p>If not enough transmit data is available, no data is copied by the upper layer module and BUFREQ_E_BUSY is returned. The lower layer module may retry the call.</p> <p>An SduLength of 0 can be used to indicate state changes in the retry parameter or to query the current amount of available data in the upper layer module. In this case, the SduDataPtr may be a NULL_PTR.</p> |
| | retry | <p>This parameter is used to acknowledge transmitted data or to retransmit data after transmission problems.</p> <p>If the retry parameter is a NULL_PTR, it indicates that the transmit data can be removed from the buffer immediately after it has been copied. Otherwise, the retry parameter</p> |

| | | |
|----------------------------|---|---|
| | | <p>must point to a valid RetryInfoType element.</p> <p>If TpDataState indicates TP_CONFENDING, the previously copied data must remain in the TP buffer to be available for error recovery.</p> <p>TP_DATACONF indicates that all data that has been copied before this call is confirmed and can be removed from the TP buffer. Data copied by this API call is excluded and will be confirmed later.</p> <p>TP_DATARETRY indicates that this API call shall copy previously copied data in order to recover from an error. In this case TxTpDataCnt specifies the offset in bytes from the current data copy position.</p> |
| Parameters (inout): | None | |
| Parameters (out): | availableDataPtr | Indicates the remaining number of bytes that are available in the upper layer module's Tx buffer. availableDataPtr can be used by TP modules that support dynamic payload lengths (e.g. FrIsoTp) to determine the size of the following CFs. |
| Return value: | BufReq_ReturnType | <p>BUFREQ_OK: Data has been copied to the transmit buffer completely as requested.</p> <p>BUFREQ_E_BUSY: Request could not be fulfilled, because the required amount of Tx data is not available. The lower layer module may retry this call later on. No data has been copied.</p> <p>BUFREQ_E_NOT_OK: Data has not been copied. Request failed.</p> |
| Description: | <p>This function is called to acquire the transmit data of an I-PDU segment (N-PDU). Each call to this function provides the next part of the I-PDU data unless retry->TpDataState is TP_DATARETRY. In this case the function restarts to copy the data beginning at the offset from the current position indicated by retry->TxTpDataCnt. The size of the remaining data is written to the position indicated by availableDataPtr.</p> | |

] (SRS_PduR_06026, SRS_PduR_06121, SRS_BSW_00310)

8.3.4.5 PduR_<User:LoTp>TxConfirmation

[SWS_PduR_00381] [

| | | |
|----------------------------|--|--|
| Service name: | PduR_<User:LoTp>TxConfirmation | |
| Syntax: | <pre>void PduR_<User:LoTp>TxConfirmation(PduIdType id, Std_ReturnType result)</pre> | |
| Service ID[hex]: | 0x48 | |
| Sync/Async: | Synchronous | |
| Reentrancy: | Reentrant | |
| Parameters (in): | id | Identification of the transmitted I-PDU. |
| | result | Result of the transmission of the I-PDU. |
| Parameters (inout): | None | |
| Parameters (out): | None | |
| Return value: | None | |
| Description: | <p>This function is called after the I-PDU has been transmitted on its network, the result indicates whether the transmission was successful or not.</p> | |

] (SRS_PduR_06026, SRS_PduR_06121, SRS_BSW_00310)

8.4 Scheduled functions

As any PDU Router operation is triggered by an adjacent communication module the PDU Router does not require scheduled functions.

8.5 Expected Interfaces

In this chapter all interfaces required from other modules are listed.

The PDU router module is modeled as a generic module that can interface to different upper and lower modules. The approach taken to model this generic approach is to have a virtual module called GenericComServices. This virtual module contains a set of APIs that the PDU router will call in upper layer or lower layer modules. These APIs are generic in the way that they contain a tag <Lo>, <Up> and <LoTp> that is replaced with the interfaced module. The tag is set by the configuration in the PduRBSWModules container using the PduRBswModuleRef reference parameter.

8.5.1 Mandatory Interfaces

The Pdu Router does not require mandatory interfaces. The required API functions depend on the configuration.

[SWS_PduR_91001] [

| API function | Description |
|------------------------|---|
| Det_ReportRuntimeError | Service to report runtime errors. If a callout has been configured then this callout shall be called. |

] (SRS_BSW_00384)

8.5.2 Optional Interfaces

This chapter defines all interfaces which are required to fulfill an optional functionality of the module.

[SWS_PduR_00424] [

| API function | Description |
|---|--|
| (obsolete)<Provider:LoTp>_ChangeParameter | Request to change a specific transport protocol parameter (e.g. block size). |
| <Provider:Lo>_CancelTransmit | Requests cancellation of an ongoing transmission of a PDU in a lower layer communication module. |
| <Provider:Lo>_Transmit | Requests transmission of a PDU. |

| | |
|----------------------------------|---|
| <Provider:LoTp>_CancelReceive | Requests cancellation of an ongoing reception of a PDU in a lower layer transport protocol module. |
| <Provider:LoTp>_CancelTransmit | Requests cancellation of an ongoing transmission of a PDU in a lower layer communication module. |
| <Provider:LoTp>_Transmit | Requests transmission of a PDU. |
| <Provider:Up>_RxIndication | Indication of a received PDU from a lower layer communication interface module. |
| <Provider:Up>_TriggerTransmit | Within this API, the upper layer module (called module) shall check whether the available data fits into the buffer size reported by PduInfoPtr->SduLength. If it fits, it shall copy its data into the buffer provided by PduInfoPtr->SduDataPtr and update the length of the actual copied data in PduInfoPtr->SduLength. If not, it returns E_NOT_OK without changing PduInfoPtr. |
| <Provider:Up>_TxConfirmation | The lower layer communication interface module confirms the transmission of a PDU, or the failure to transmit a PDU. |
| <Provider:UpTp>_CopyRxData | This function is called to provide the received data of an I-PDU segment (N-PDU) to the upper layer. Each call to this function provides the next part of the I-PDU data. The size of the remaining buffer is written to the position indicated by bufferSizePtr. |
| <Provider:UpTp>_CopyTxData | This function is called to acquire the transmit data of an I-PDU segment (N-PDU). Each call to this function provides the next part of the I-PDU data unless retry->TpDataState is TP_DATARETRY. In this case the function restarts to copy the data beginning at the offset from the current position indicated by retry->TxTpDataCnt. The size of the remaining data is written to the position indicated by availableDataPtr. |
| <Provider:UpTp>_StartOfReception | This function is called at the start of receiving an N-SDU. The N-SDU might be fragmented into multiple N-PDUs (FF with one or more following CFs) or might consist of a single N-PDU (SF). The service shall provide the currently available maximum buffer size when invoked with TpSduLength equal to 0. |
| <Provider:UpTp>_TpRxIndication | Called after an I-PDU has been received via the TP API, the result indicates whether the transmission was successful or not. |
| <Provider:UpTp>_TpTxConfirmation | This function is called after the I-PDU has been transmitted on its network, the result indicates whether the transmission was successful or not. |
| Det_ReportError | Service to report development errors. |

] (SRS_BSW_00384)

9 Sequence diagrams

The goal of this chapter is to make the understanding of the PDU Router easier. For this purpose sequence diagrams which show different communication scenarios are used. Please consider that the sequence diagrams are not exhaustive and are only used to support the functional specification (chapter 7) and API specification (chapter 8).

Focus of the sequence diagrams is the PDU Router and therefore interactions between other modules (e.g. between an interface and its driver) are not shown.

Note: The sequence diagrams of the I-PDU Multiplexer are shown in [7]. Depending on the interaction scenario the IpduM has to be considered as an upper layer or a lower layer module of the PDU Router.

Note: The diagrams in this chapter are to show specific use-cases. They are not requirements for an implementation of the PDU Router module.

9.1 I-PDU Reception

The reception of an I-PDU received from a communication interface module or from transport protocol module and forwarded to the COM module.

Note that the PDU Router is not the only customer for the communication interface modules and I-PDUs. Other modules such as NM and TP modules receive PDUs directly from the communication interface modules.

9.1.1 CanIf module I-PDU reception

Following Figure 5 shows reception of I-PDU from the CanIf module to the COM module.

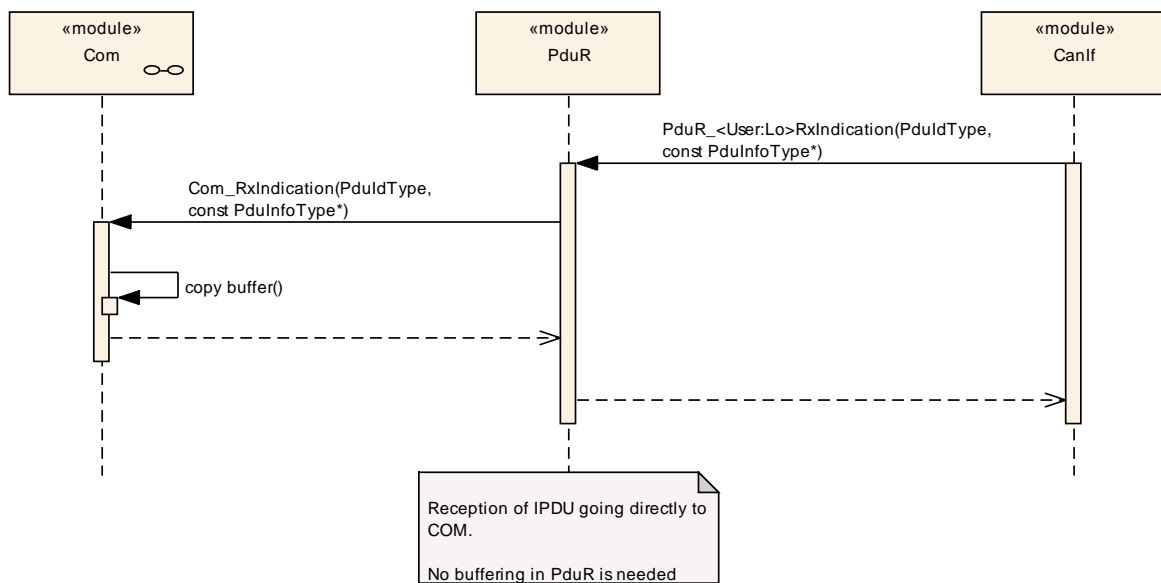


Figure 5: - CanIf I-PDU reception

9.1.2 FrIf module I-PDU reception

Following Figure 6 shows reception of I-PDU from the FrIf module to the COM module.

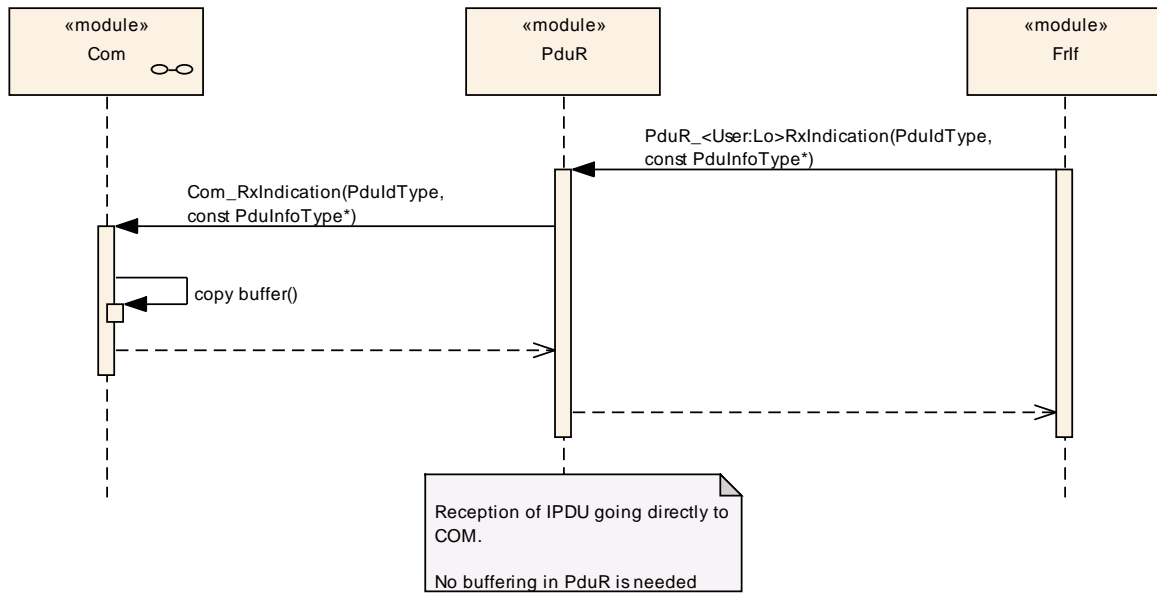


Figure 6: - FrIf I-PDU reception

9.1.3 LinIf module reception of I-PDU

Following Figure 7 shows reception of I-PDU from the LinIf module to the COM module.

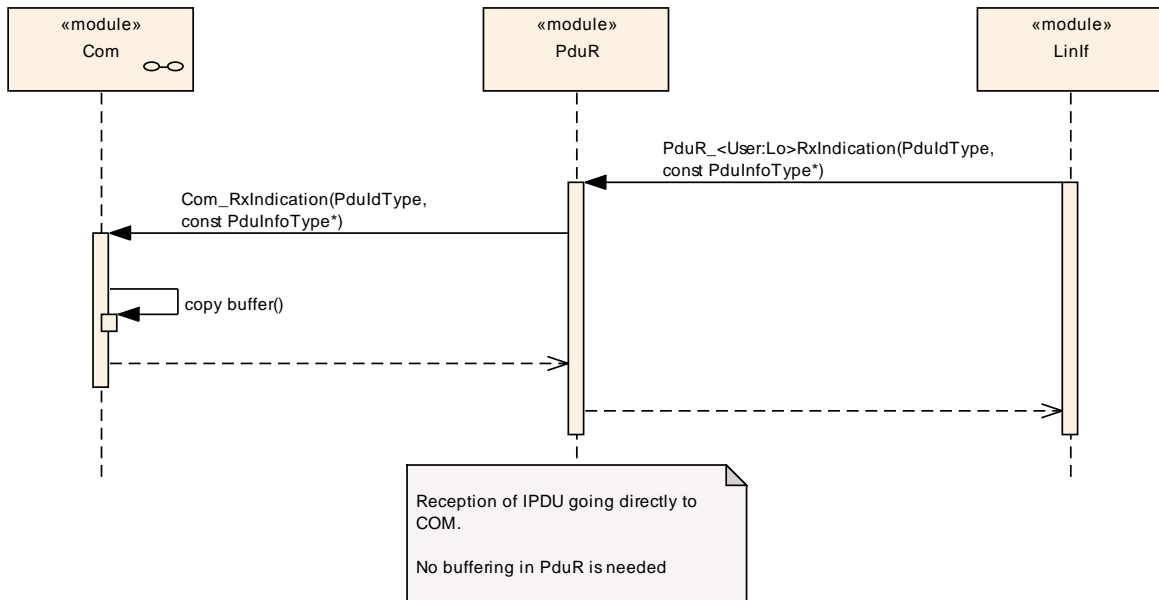


Figure 7: - LinIf I-PDU reception

9.1.4 CanTp module reception of I-PDU

Following Figure 8 shows reception of I-PDU from the CanTp module to the DCM module. The reception is made using the transport protocol APIs.




Figure 8: - CanTp I-PDU reception

9.2 I-PDU transmission

The transmission of an I-PDU transmitted from the COM module to a communication interface module or a transport protocol module.

9.2.1 CanIf module transmission of I-PDU

Following Figure 9 shows transmission of I-PDU from the COM module to the CanIf module.

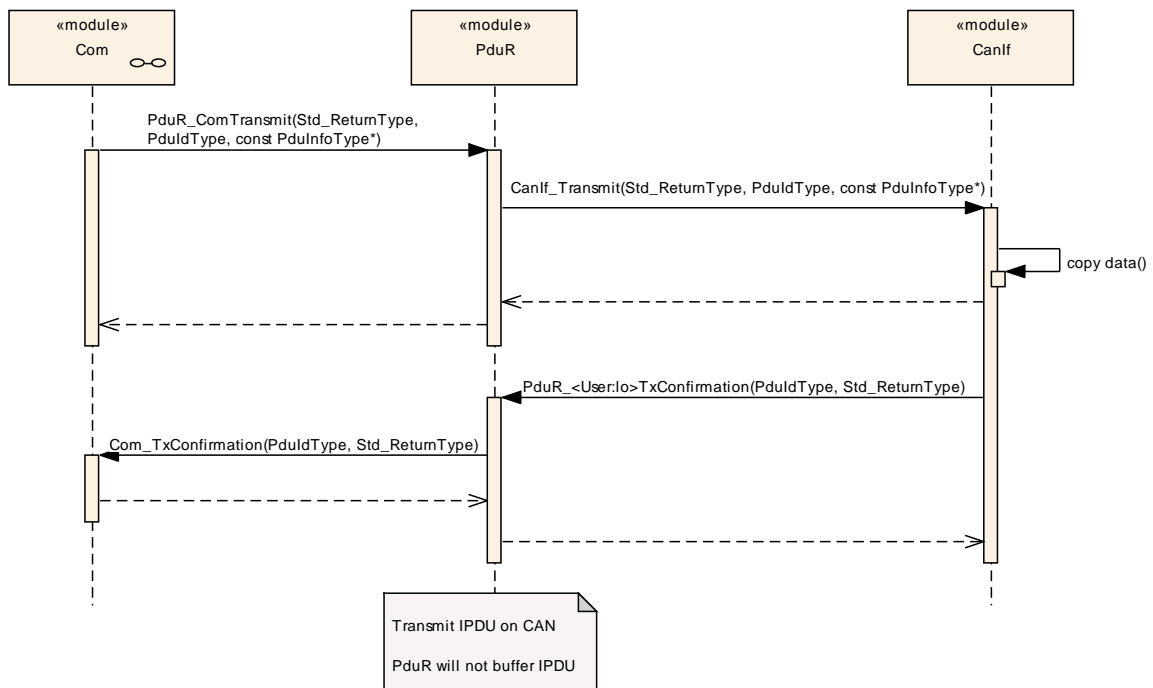


Figure 9: - CanIf I-PDU transmission

9.2.2 FrIf module transmission of I-PDU

Following Figure 10 shows transmission of I-PDU from the COM module to the FrIf module using trigger transmit.

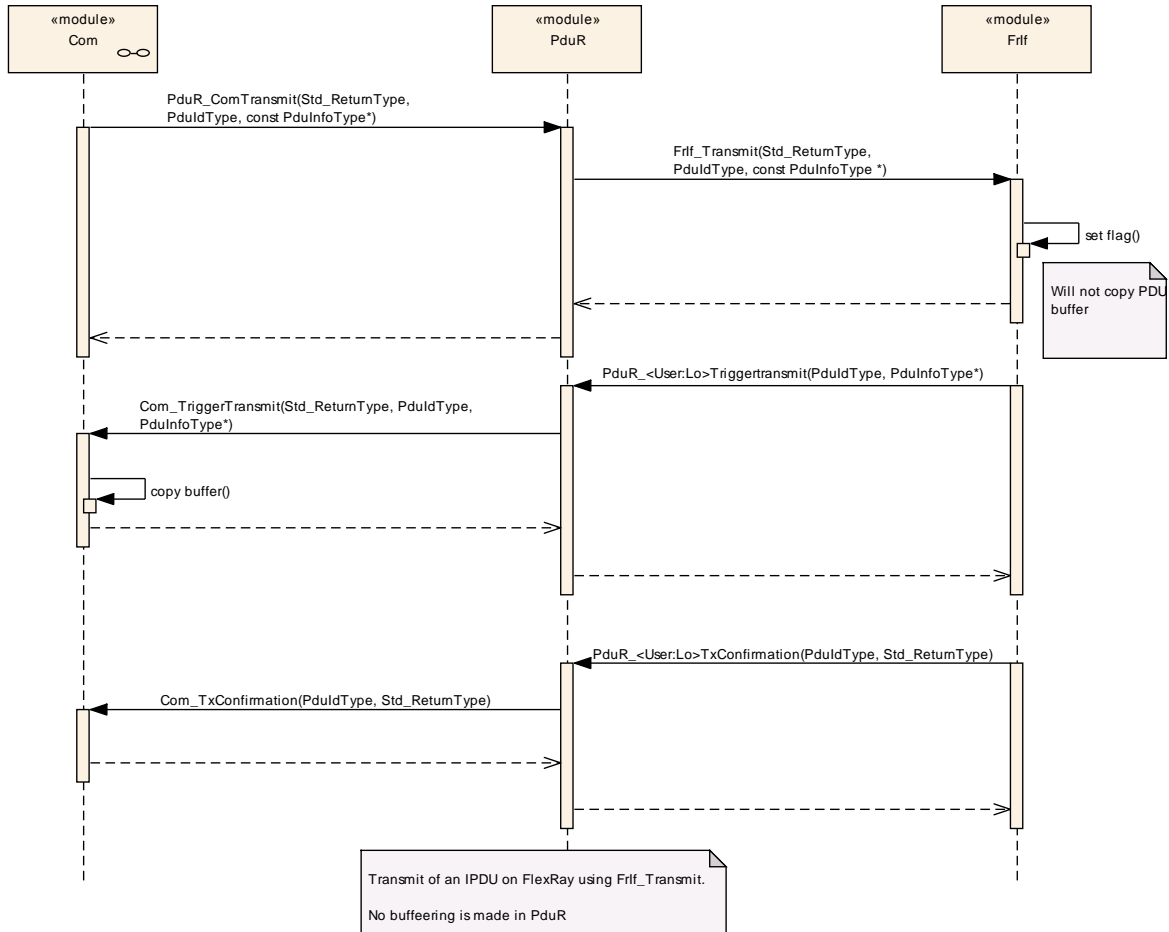


Figure 10: - FrIf I-PDU transmission

9.2.3 LinIf module transmission of I-PDU

Following Figure 11 shows transmission of I-PDU from the COM module to the LinIf module using transmit and later trigger transmit functions. In this case the I-PDU is a LIN sporadic frame.

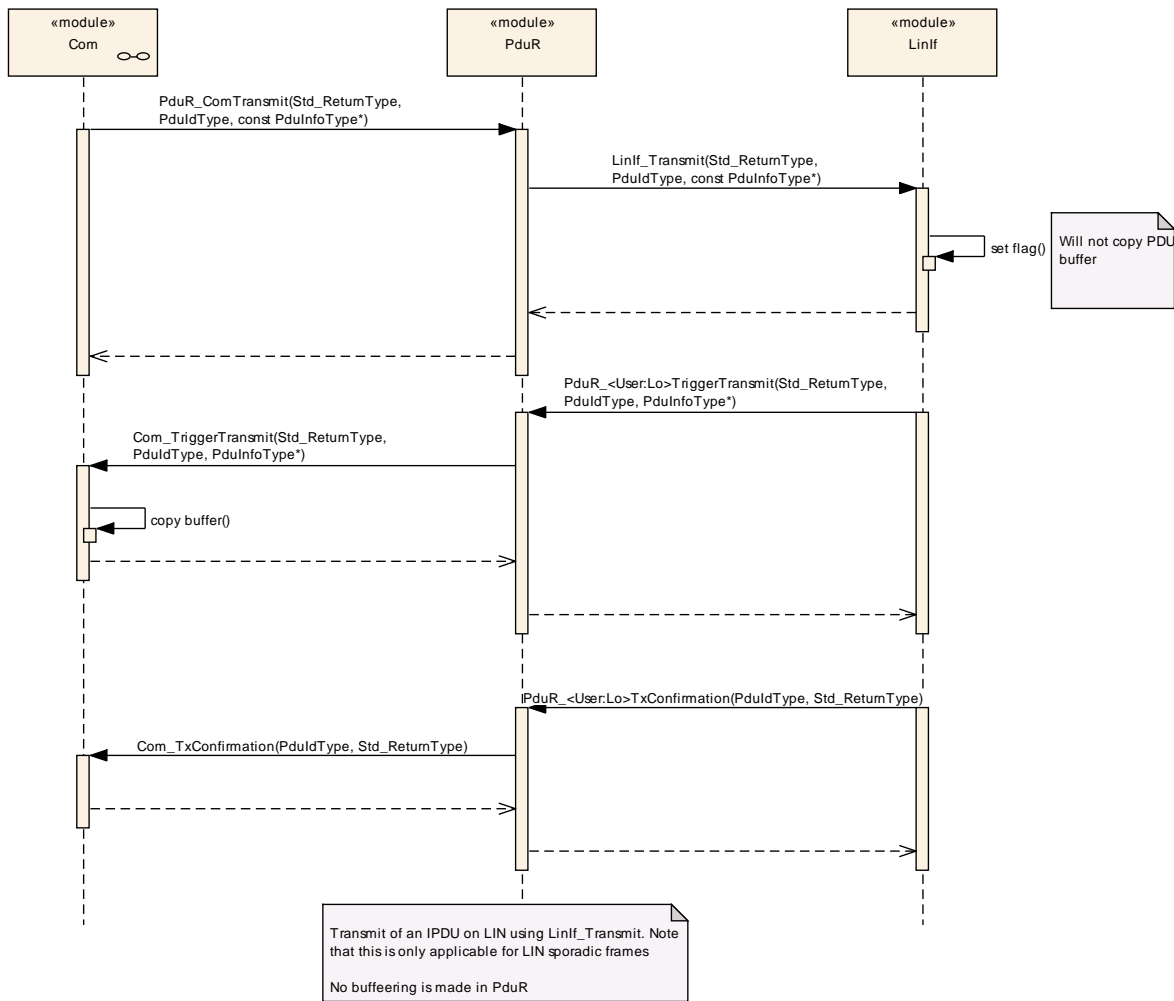


Figure 11: - LinIf I-PDU transmission (LIN sporadic frame)

Following Figure 12 shows transmission of I-PDU from the COM module to the LinIf module using trigger transmit. In this case the I-PDU is all other types except LIN sporadic frame.

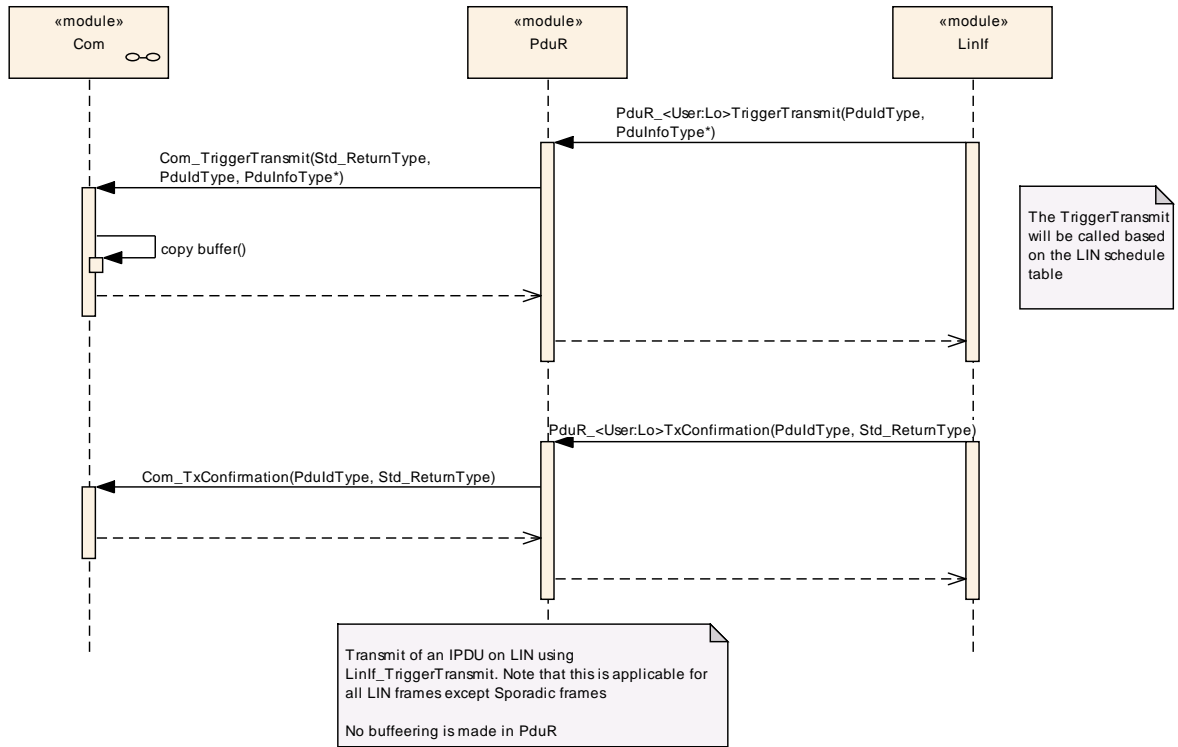


Figure 12: - LinIf I-PDU transmission (non LIN sporadic frame)

9.2.4 CanTp module transmission of I-PDU

Following Figure 13 shows transmission of I-PDU from the DCM module to the CanTp module using the transport protocol API.

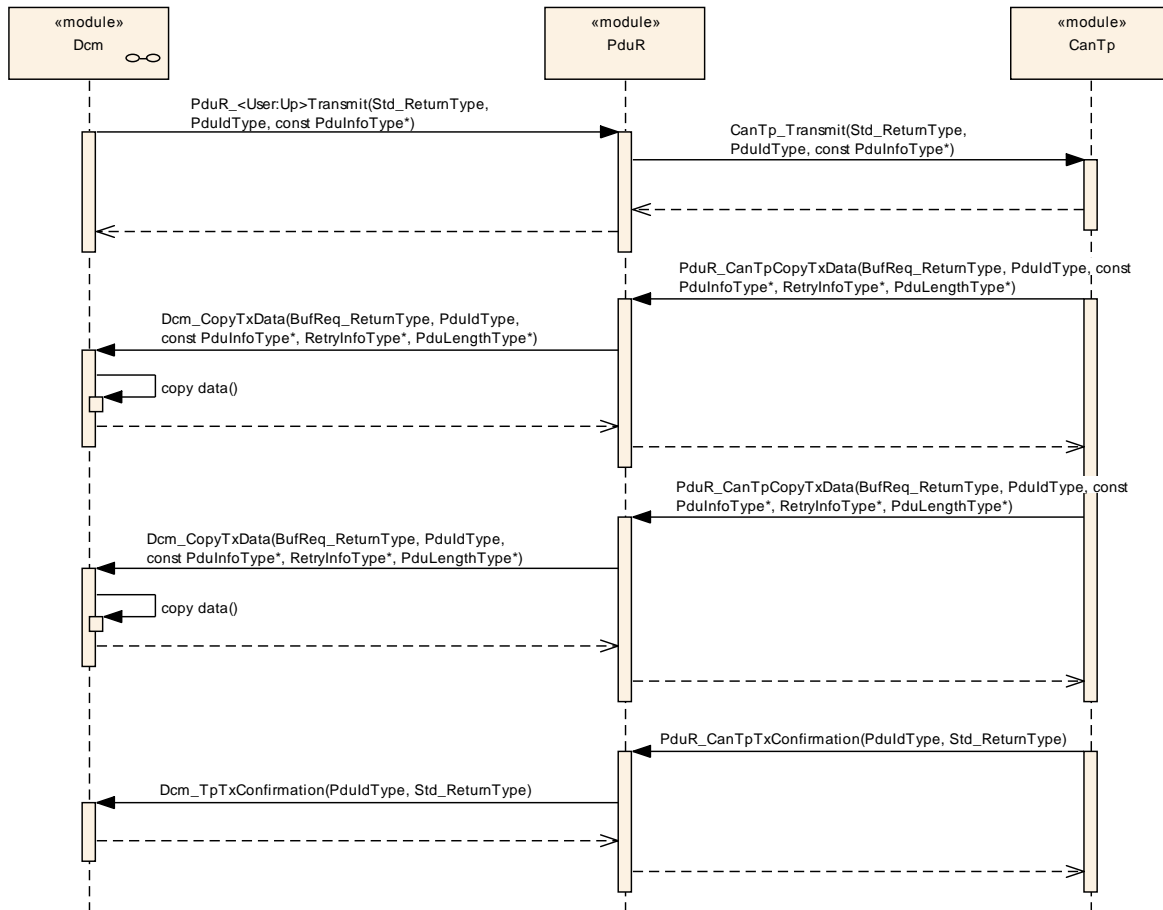


Figure 13: – CanTp I-PDU transmission

9.2.5 Multicast transmission of I-PDU on transport protocol modules

Following Figure 14 shows transmission of I-PDU from the DCM module to the CanTp, FrTp and LinTp (Linlf includes the transport protocol module) module using the transport protocol API.

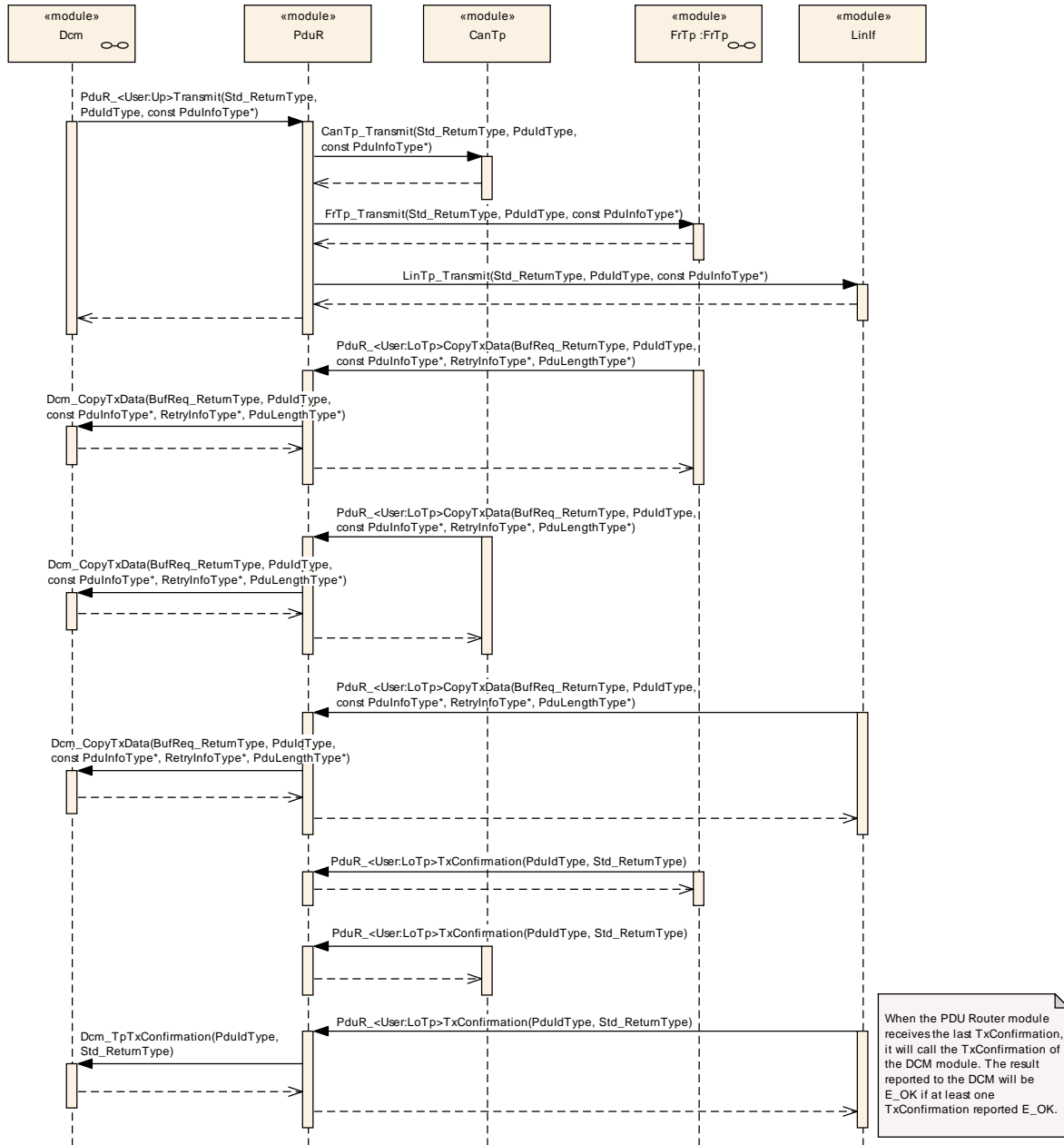


Figure 14: – I-PDU transmission on transport protocol on CAN, FlexRay and LIN

9.3 Gateway of I-PDU

Following use-cases shows how the PDU Router modules will gateway I-PDUs.

9.3.1 Gateway between two CanIfs

Following Figure 15 shows how an I-PDU is gatewayed between two CAN networks (CAN1 and CAN2) using CanIf.

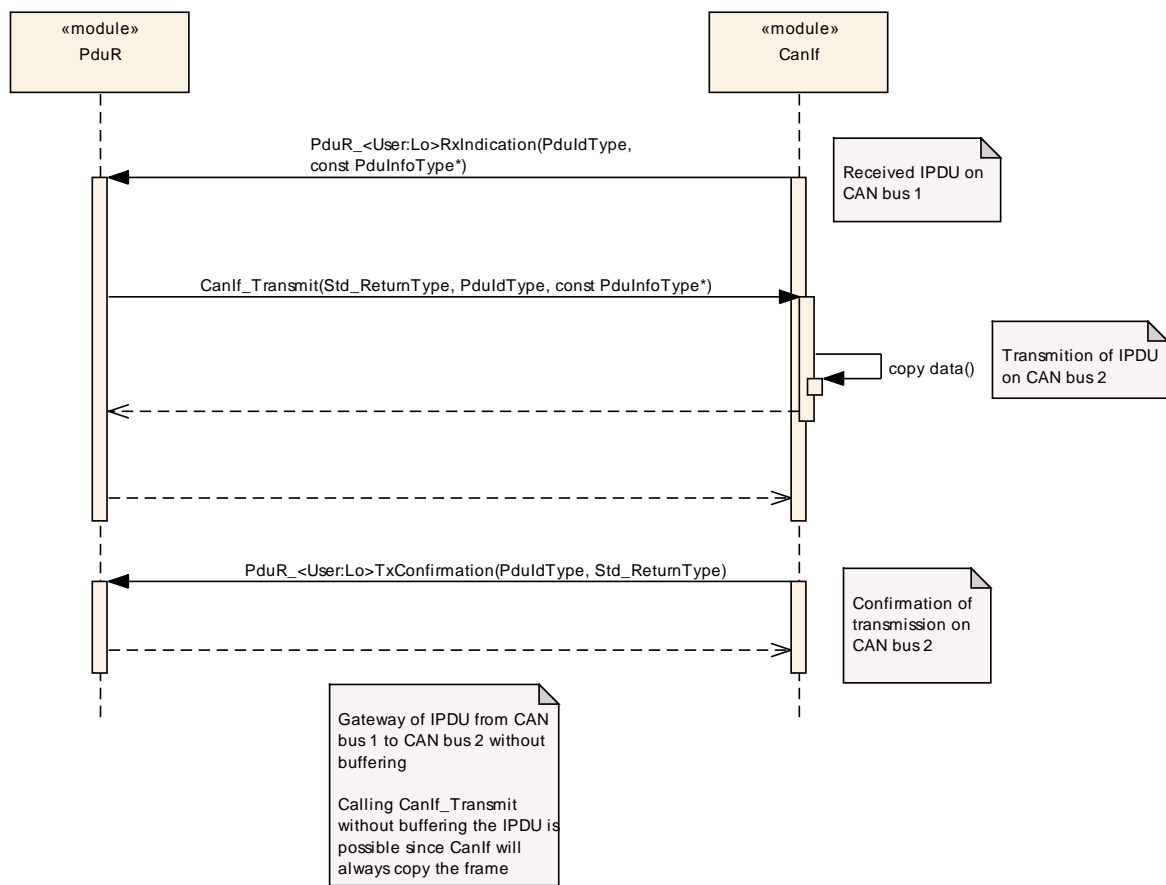


Figure 15: – Gateway of I-PDU from CAN1 to CAN2

9.3.2 Gateway from CAN to FlexRay

Following Figure 16 shows how an I-PDU is gatewayed between CAN and FlexRay, using trigger transmit (with buffering and without buffering).

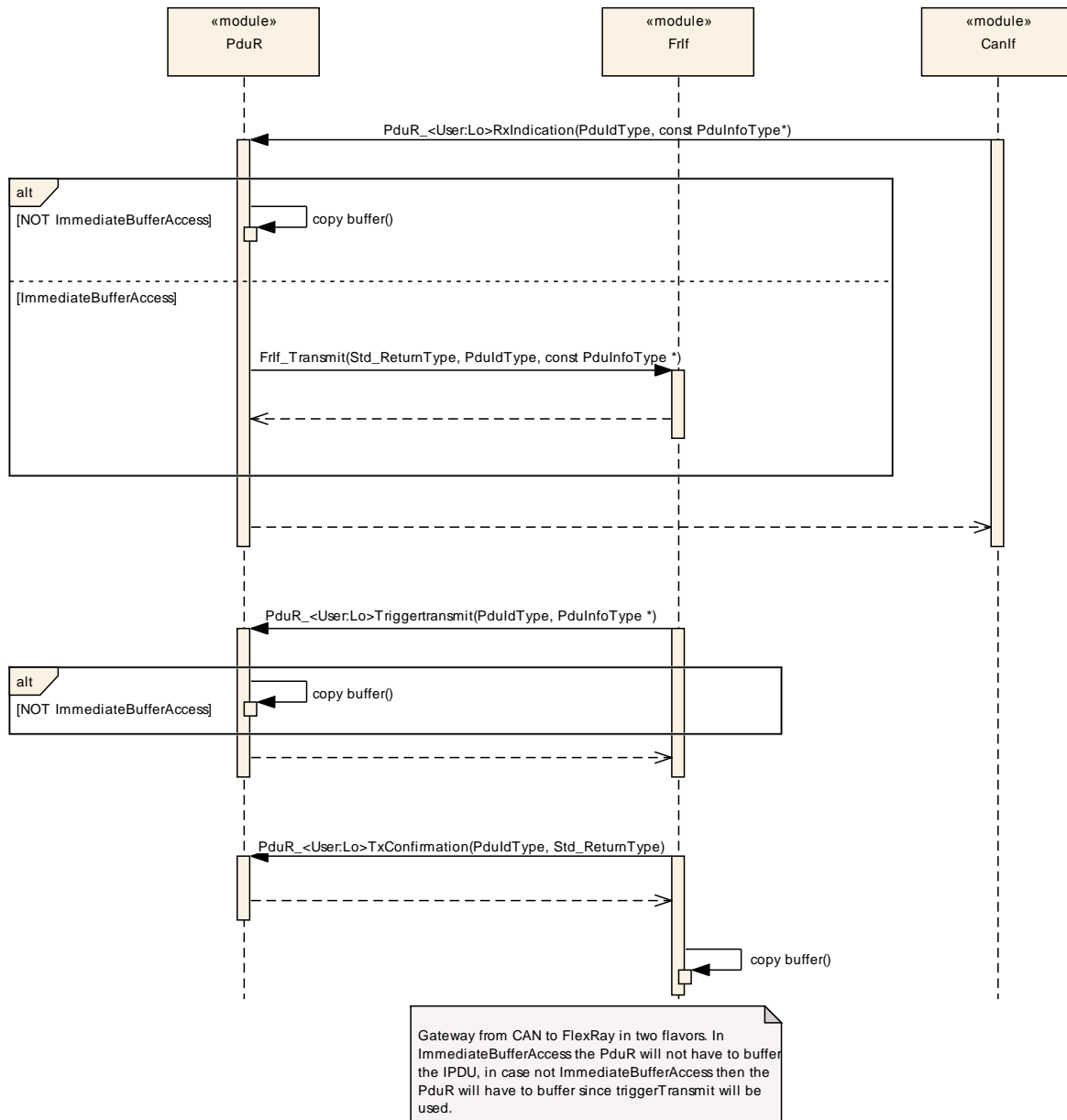


Figure 16: – Gateway of I-PDU from CAN to FlexRay

9.3.3 Gateway from CAN to LIN

Following Figure 17 shows how an I-PDU is gatewayed from CAN to LIN, using trigger transmit (LIN sporadic frame and all other LIN frame types).

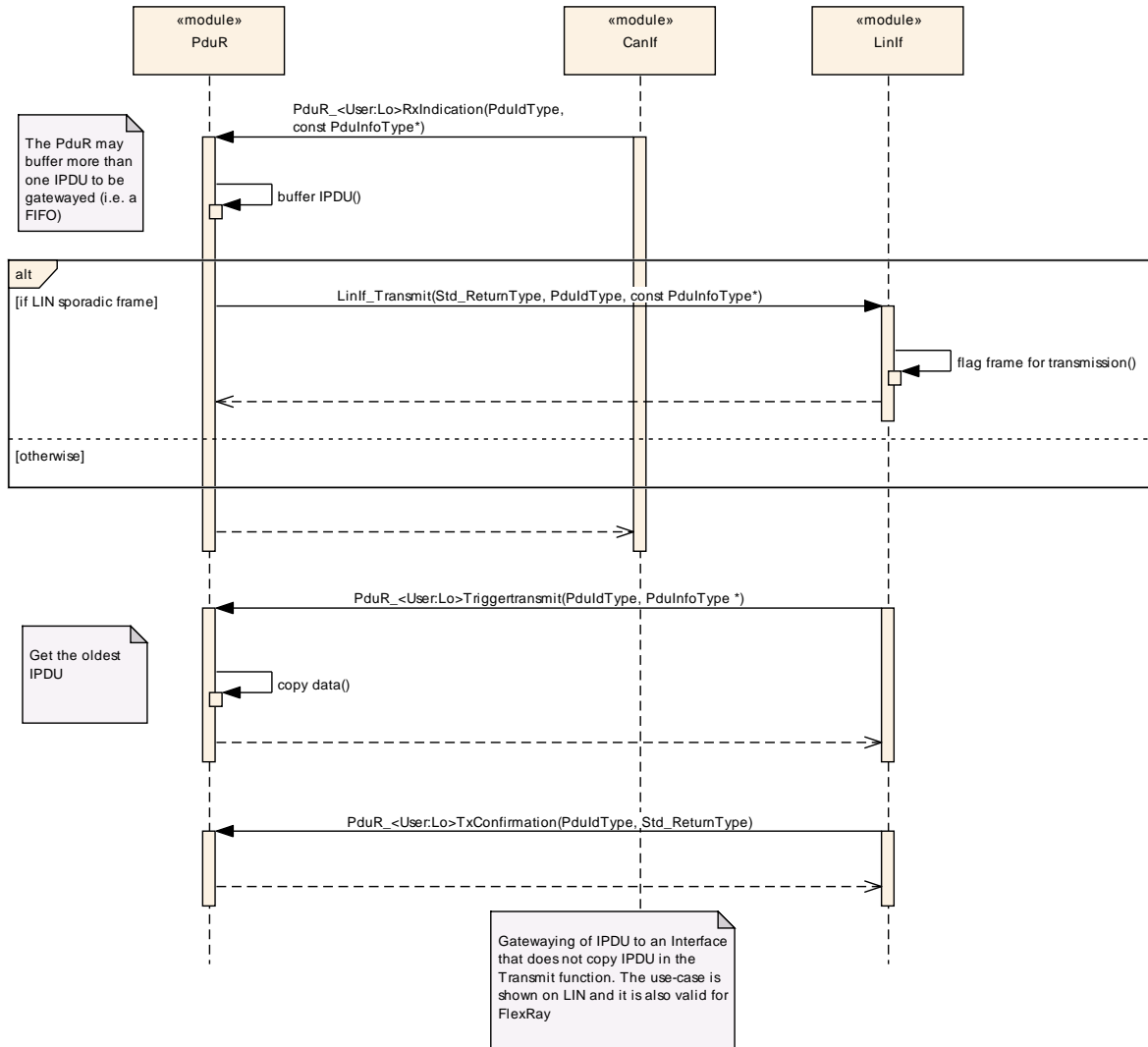


Figure 17: – Gateway of I-PDU from CAN to LIN

9.3.4 Gateway from CAN to CAN and received by the COM module

Following Figure 18 shows how an I-PDU is gatewayed from CAN1 to CAN2 and also received locally by the COM module.

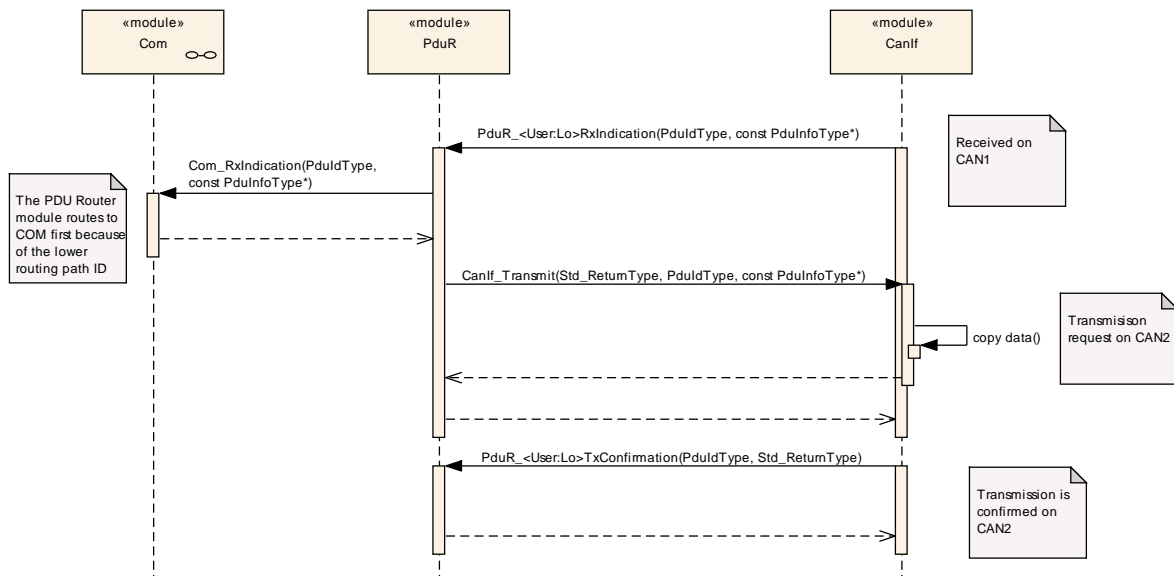


Figure 18: – Gateway of I-PDU from CAN to CAN and Com

9.3.5 Singlecast-Gateway I-PDU using transport protocol modules

Following Figure 19 shows how an (multi N-PDU) I-PDU is gatewayed between two CAN networks, using transport protocol module.

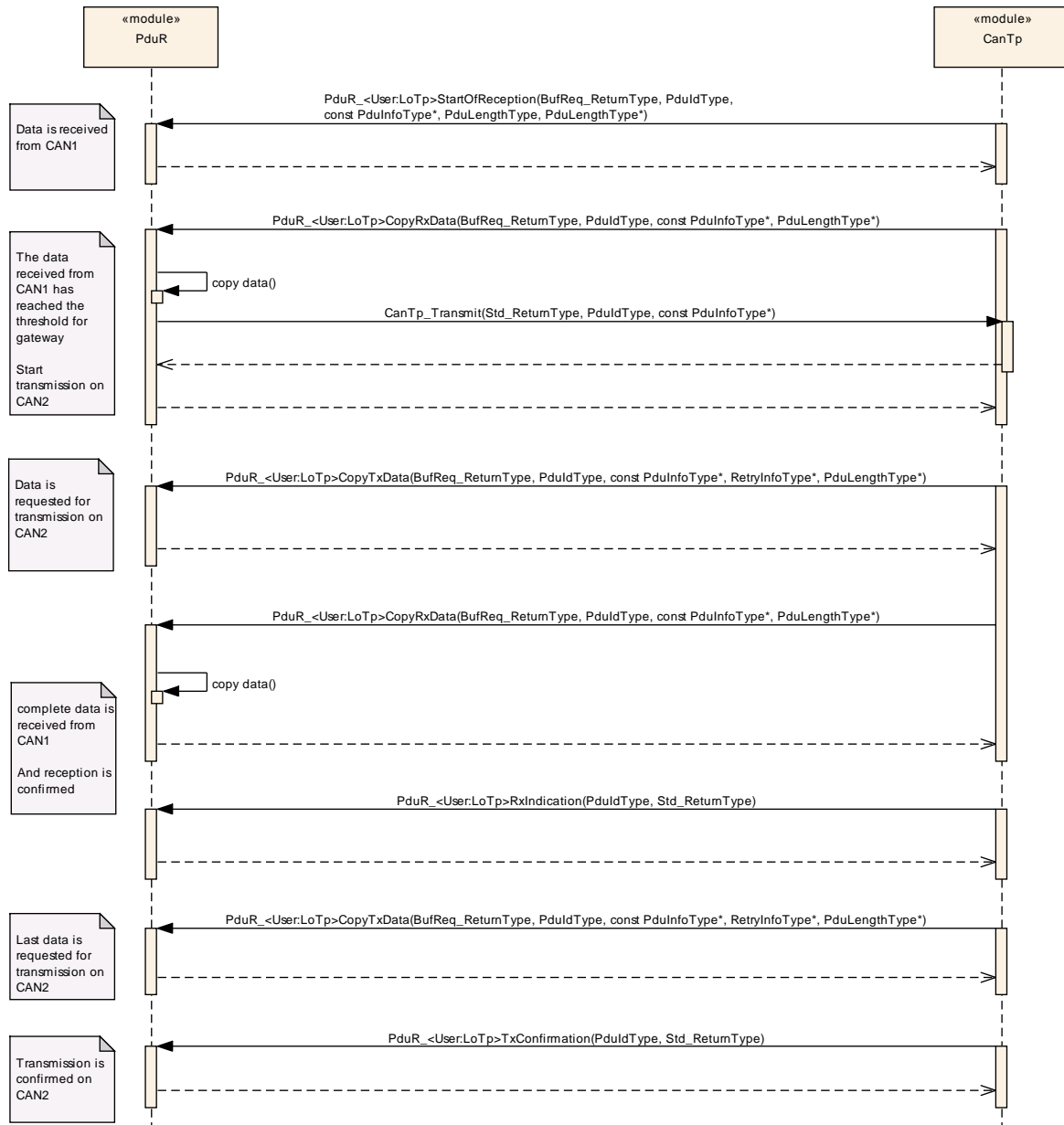


Figure 19: – Gateway of I-PDU (multi N-PDU) between two CAN networks

9.3.6 Multicast-Gateway I-PDU using transport protocol modules

The following Figure 20 shows how an (multi N-PDU) I-PDU is gatewayed from J1939Tp to two CAN-Networks, using transport protocol module.

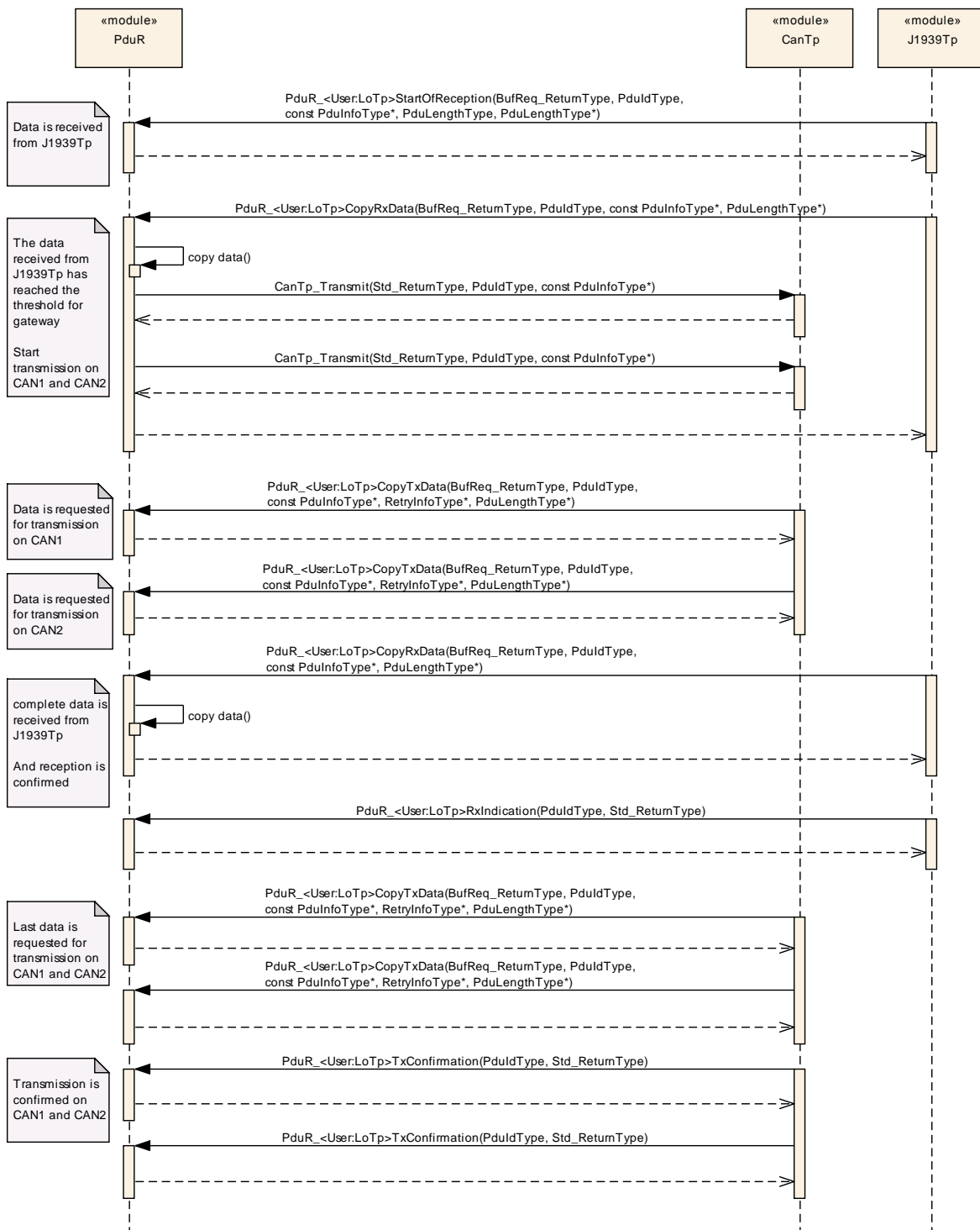


Figure 20: – Gateway of I-PDU (multi N-PDU) between J1939Tp and two CanTp

9.3.7 Gateway Single-Frame I-PDU from CAN1 to DCM and CAN2

The following use-case, Figure 21, shows an I-PDU (contained in a SF) received from CAN1 transport protocol and gatewayed to DCM (internal) and gatewayed to CAN2 transport protocol.

The I-PDU must be buffered in the PDU Router since the DCM module is not aware of that it will be gatewayed to CAN2. Such gatewaying is controlled by the configuration and cannot be processed by the DCM.

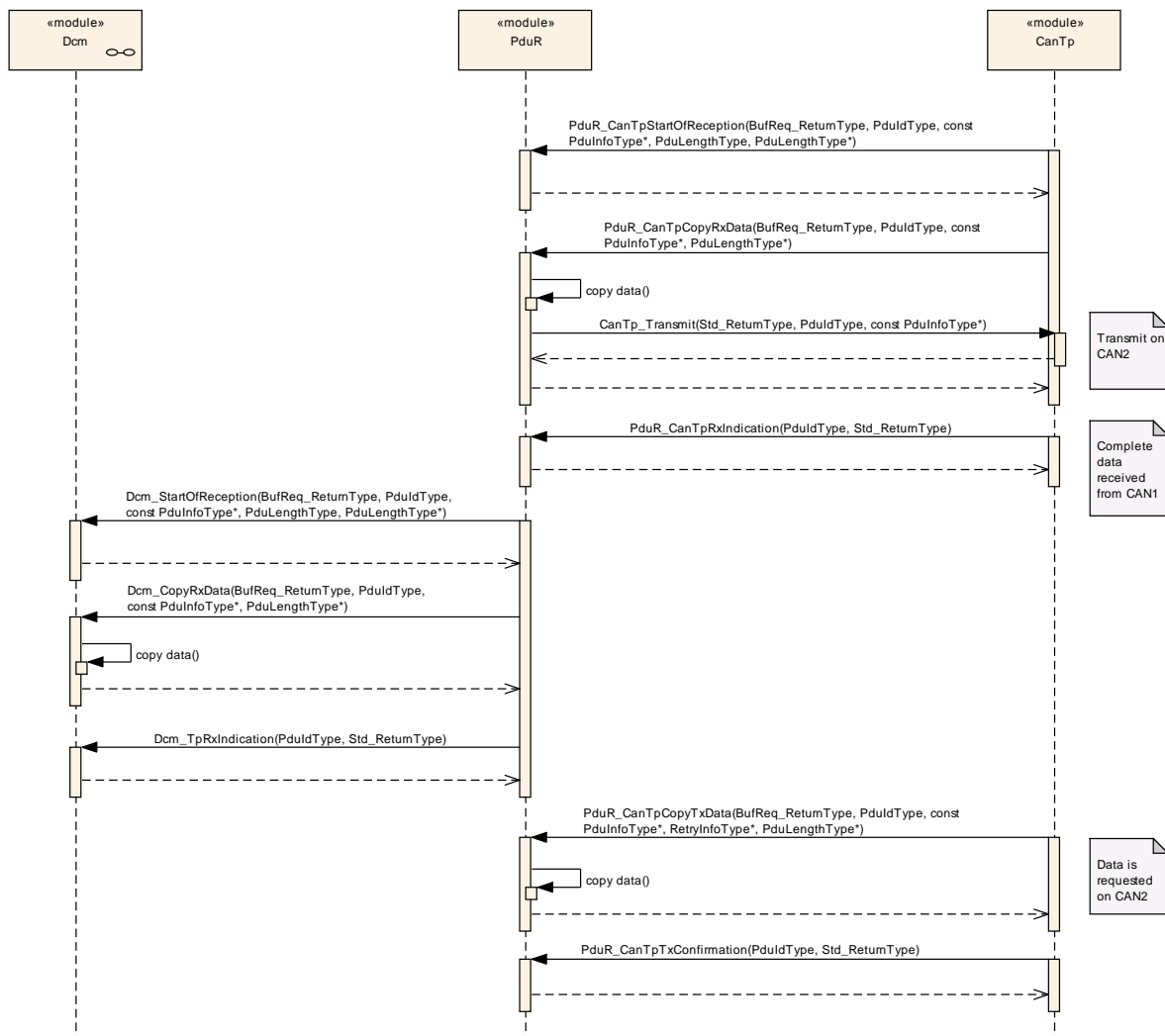


Figure 21: – Gateway of I-PDU to DCM and CAN

9.3.8 Gateway Multi-Frame I-PDU from J1939Tp to DCM, CAN and LIN

The following Figure 22 shows how routing of a broadcast TP protocol (e.g. BAM of J1939Tp) is performed.

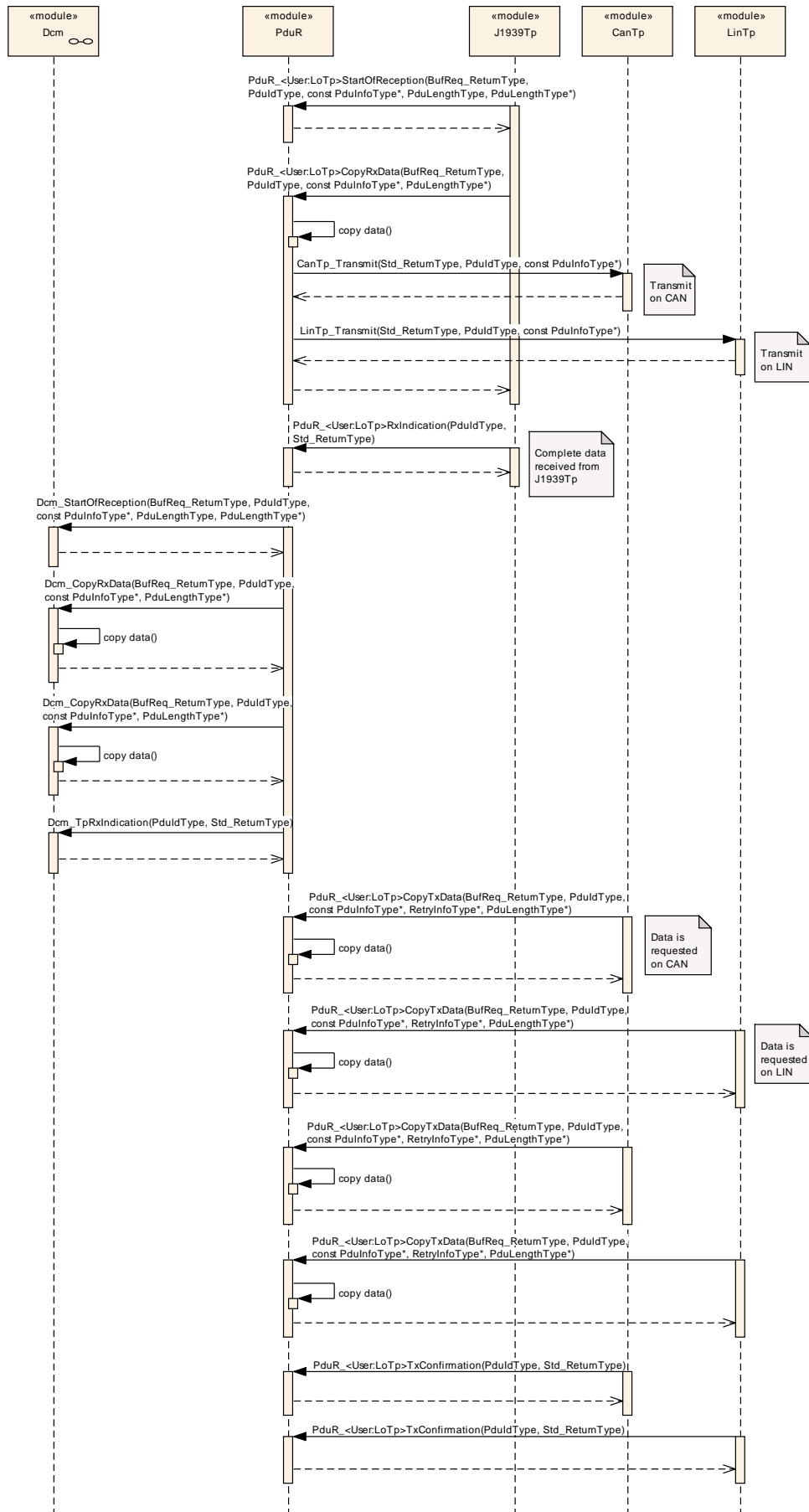


Figure 22: – Routing of Broadcast Tp protocol

10 Configuration specification

In general, this chapter defines configuration parameters and their clustering into containers. In order to support the specification Chapter 10.1 describes fundamentals. It also specifies a template (table) you shall use for the parameter specification. We intend to leave chapter 10.1 in the specification to guarantee comprehension.

Chapter 10.2 specifies the structure (containers) and the parameters of the module PDU Router.

Chapter 10.3 specifies published information of the module PDU Router.

10.1 How to read this chapter

For details refer to the chapter 10.1 “Introduction to configuration specification” in *SWS_BSWGeneral*.

10.1.1 Variants

[SWS_PduR_00295] [The PDU Router module shall support the update of the routing configuration (i.e. the PDU Router routing tables) at post build-time if this variant is supported.] (SRS_PduR_06002, SRS_BSW_00404)

Support of post-build update of the routing table is not always desired. Therefore post-build update of the routing table is only supported in the variant post-build of the PDU Router module, see further section 10.1.1.

The post-build comes in two flavors: Selectable and Loadable, there is no restriction on using any of them in the PDU Router module or even a combination of them.

[SWS_PduR_00296] [If the variant post-build is supported, the update of the routing tables shall only be possible when the PDU Router module is uninitialized.] (SRS_PduR_06001, SRS_BSW_00404)

Remark: The process how the update of the routing tables is performed is not restricted. Most likely a reflashing of the memory segment that holds the table will be done by the bootloader - a separate program which may be loaded after a reboot to update the ECU.

[SWS_PduR_00281] [The post-build time configuration of the PDU Router module shall be identifiable by the unique configuration identifier: PduRConfigurationId.]
(SRS_PduR_06097, SRS_BSW_00404)

Remark: The unique configuration identifier is not used to select one of multiple post-build configuration sets of the PDU Router module, but for unique identification of the current PDU Router module post-build configuration, e.g. for Diagnostics or for checking at runtime that the post-build configurations of related communication modules match. The configuration identifier can be read via the API PduR_GetConfigurationId, see section 8.3.1.3.

10.2 Containers and configuration parameters

The following chapters summarize all configuration parameters. The detailed meanings of the parameters are described in chapter 7 and chapter 8. An overview of the top-level PDU Router configuration container PduR is shown in Figure 23.

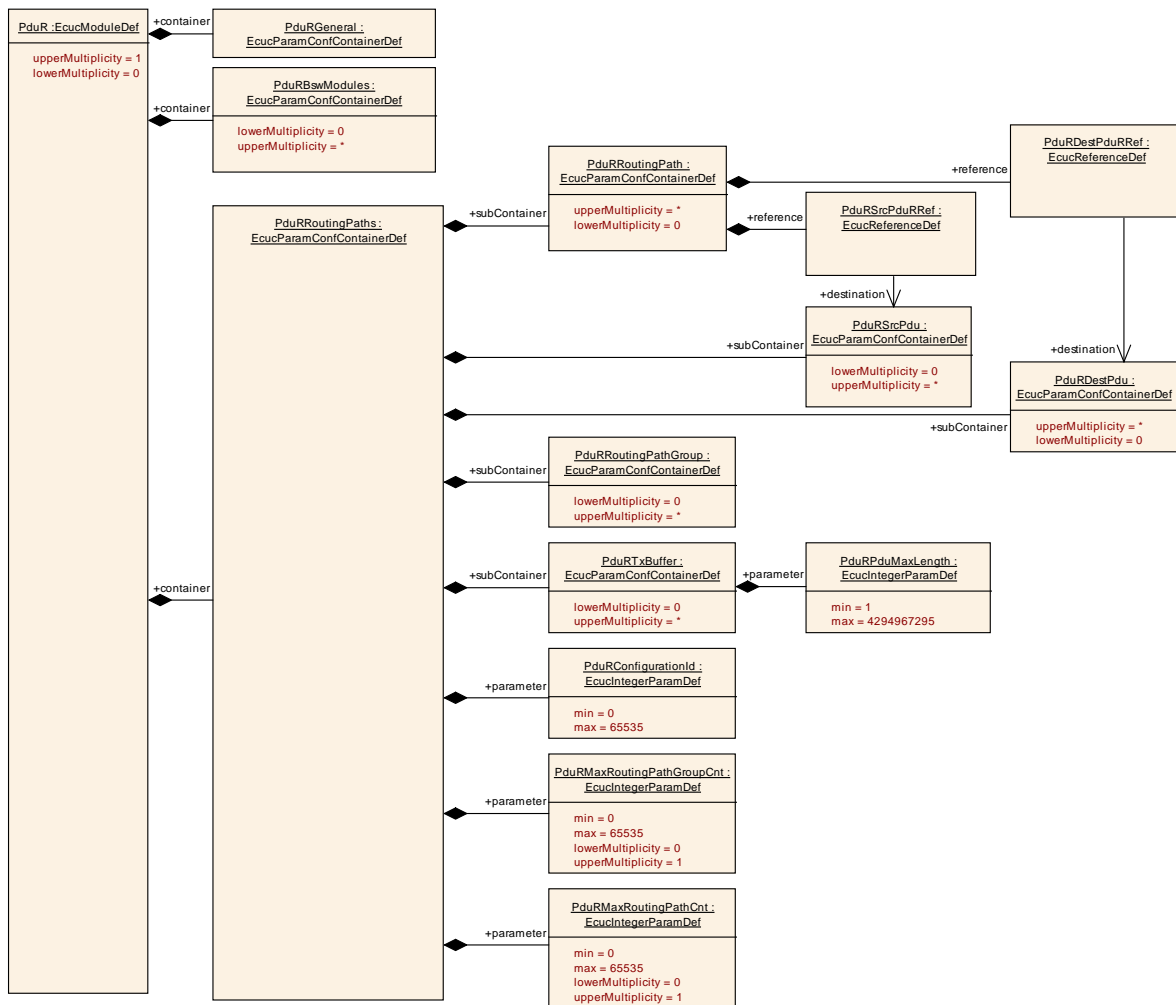


Figure 23: PDU Router Configuration Overview - PduR

10.2.1 PduR

| | |
|-----------------|--------------------------|
| SWS Item | ECUC_PduR_00293 : |
|-----------------|--------------------------|

| | |
|-----------------------------------|--|
| Module Name | <i>PduR</i> |
| Module Description | Configuration of the PduR (PDU Router) module. |
| Post-Build Variant Support | true |
| Supported Config Variants | VARIANT-POST-BUILD, VARIANT-PRE-COMPILE |

| Included Containers | | |
|----------------------------|---------------------|---|
| Container Name | Multiplicity | Scope / Dependency |
| PduRBswModules | 0..* | Each container describes a specific BSW module (upper/CDD/lower/IpduM) that the PDU Router shall interface to. The reason to have it as own configuration container instead of implication of the routing path is to be able to configure CDDs properly and to force module's to be used in a post-build situation even though no routing is made to/from this module (future configurations may include these modules). |
| PduRGeneral | 1 | This container is a subcontainer of PduR and specifies the general configuration parameters of the PDU Router. |
| PduRRoutingPaths | 1 | Represents one table of routing paths. This routing table allows multiple configurations that can be used to create several routing tables in the same configuration. This is mainly used for post-build (e.g. post-build selectable) but can be used by pre-compile and link-time for variant handling. |

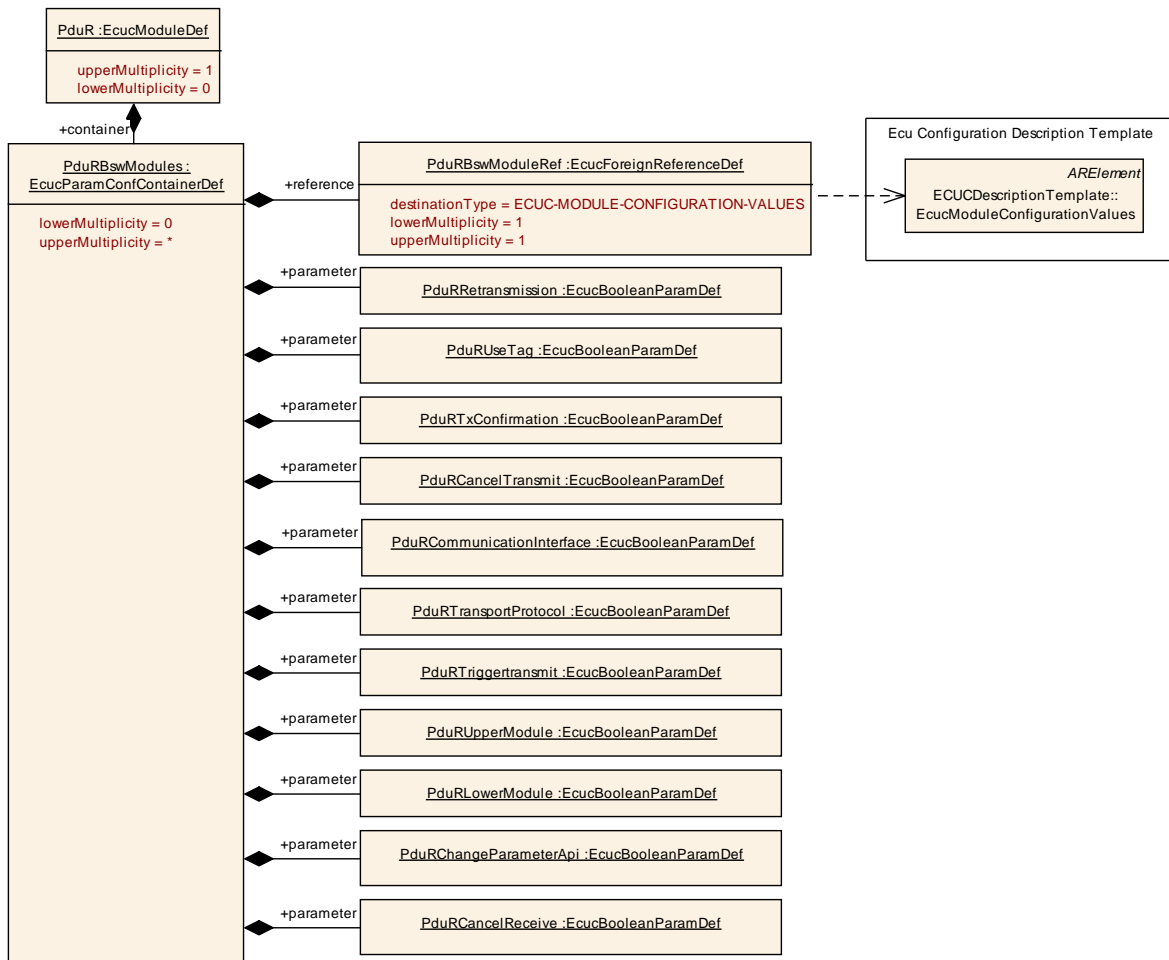


Figure 24 - PduRBSwModules

10.2.2 PduRBSwModules

| | | | |
|--|--|---|-------------------------------|
| SWS Item | ECUC_PduR_00295 : | | |
| Container Name | PduRBSwModules | | |
| Description | <p>Each container describes a specific BSW module (upper/CDD/lower/IpduM) that the PDU Router shall interface to.</p> <p>The reason to have it as own configuration container instead of implication of the routing path is to be able to configure CDDs properly and to force module's to be used in a post-build situation even though no routing is made to/from this module (future configurations may include these modules).</p> | | |
| Post-Build Variant Multiplicity | false | | |
| Multiplicity Configuration | Pre-compile time | X | VARIANT-PRE-COMPILE, VARIANT- |

| | | | |
|---------------------------------|------------------------|----|------------|
| Class | | | POST-BUILD |
| | Link time | -- | |
| | Post-build time | -- | |
| Configuration Parameters | | | |

| | | | |
|----------------------------------|--|----|--------------|
| SWS Item | ECUC_PduR_00340 : | | |
| Name | PduRCancelReceive | | |
| Parent Container | PduRBswModules | | |
| Description | Specifies if the Transport protocol module supports the CancelReceive API or not. Value true the API is supported. | | |
| Multiplicity | 1 | | |
| Type | EcucBooleanParamDef | | |
| Default value | -- | | |
| Post-Build Variant Value | false | | |
| Value Configuration Class | Pre-compile time | X | All Variants |
| | Link time | -- | |
| | Post-build time | -- | |
| Scope / Dependency | scope: local | | |

| | | | |
|----------------------------------|--|----|--------------|
| SWS Item | ECUC_PduR_00297 : | | |
| Name | PduRCancelTransmit | | |
| Parent Container | PduRBswModules | | |
| Description | Specifies if the BSW module supports the CancelTransmit API or not. Value true the API is supported. | | |
| Multiplicity | 1 | | |
| Type | EcucBooleanParamDef | | |
| Default value | -- | | |
| Post-Build Variant Value | false | | |
| Value Configuration Class | Pre-compile time | X | All Variants |
| | Link time | -- | |
| | Post-build time | -- | |
| Scope / Dependency | scope: local | | |

| | | | |
|----------------------------------|--|----|--------------|
| SWS Item | ECUC_PduR_00326 : (Obsolete) | | |
| Name | PduRChangeParameterApi | | |
| Parent Container | PduRBswModules | | |
| Description | This parameter, if set to true, enables the PduR_<Up>ChangeParameter Api for this Module. Tags: atp.Status=obsolete | | |
| Multiplicity | 1 | | |
| Type | EcucBooleanParamDef | | |
| Default value | -- | | |
| Post-Build Variant Value | false | | |
| Value Configuration Class | Pre-compile time | X | All Variants |
| | Link time | -- | |
| | Post-build time | -- | |
| Scope / Dependency | scope: local | | |

| | | | |
|-------------------------|--|--|--|
| SWS Item | ECUC_PduR_00298 : | | |
| Name | PduRCommunicationInterface | | |
| Parent Container | PduRBswModules | | |
| Description | Specifies if the BSW module supports the Communication Interface APIs or not. Value true the APIs are supported. A module can have both Communication Interface APIs and Transport Protocol APIs (e.g. the COM module). | | |

| | | | |
|----------------------------------|-------------------------|----|--------------|
| Multiplicity | 1 | | |
| Type | EcucBooleanParamDef | | |
| Default value | -- | | |
| Post-Build Variant Value | false | | |
| Value Configuration Class | Pre-compile time | X | All Variants |
| | Link time | -- | |
| | Post-build time | -- | |
| Scope / Dependency | scope: local | | |

| | | | |
|----------------------------------|---|----|--------------|
| SWS Item | ECUC_PduR_00307 : | | |
| Name | PduRLowerModule | | |
| Parent Container | PduRBswModules | | |
| Description | <p>The PduRLowerModule will decide who will call the APIs and who will implement the APIs.</p> <p>For example, if the CanIf module is referenced then the PDU Router module will implement the PduR_CanIfRxIndication API. And the PDUR module will call the CanIf_Transmit API. Other APIs are of course also covered.</p> <p>An upper module can also be an lower module (e.g. the IpduM module).</p> | | |
| Multiplicity | 1 | | |
| Type | EcucBooleanParamDef | | |
| Default value | -- | | |
| Post-Build Variant Value | false | | |
| Value Configuration Class | Pre-compile time | X | All Variants |
| | Link time | -- | |
| | Post-build time | -- | |
| Scope / Dependency | scope: local | | |

| | | | |
|----------------------------------|--|----|--------------|
| SWS Item | ECUC_PduR_00332 : | | |
| Name | PduRRetransmission | | |
| Parent Container | PduRBswModules | | |
| Description | <p>If set to true this means that the destination transport protocol module will use the retransmission feature. This parameter might be set to false if the retransmission feature is not used, even though the destination transport protocol is supporting it.</p> <p>This parameter is only valid for transport protocol modules and gateway operations. If transmission from a local upper layer module this module will handle the retransmission.</p> | | |
| Multiplicity | 1 | | |
| Type | EcucBooleanParamDef | | |
| Default value | -- | | |
| Post-Build Variant Value | false | | |
| Value Configuration Class | Pre-compile time | X | All Variants |
| | Link time | -- | |
| | Post-build time | -- | |
| Scope / Dependency | scope: local | | |

| | | | |
|-------------------------|--|--|--|
| SWS Item | ECUC_PduR_00312 : | | |
| Name | PduRTransportProtocol | | |
| Parent Container | PduRBswModules | | |
| Description | The PDU Router module shall use the API parameters specified for transport protocol interface. | | |
| Multiplicity | 1 | | |
| Type | EcucBooleanParamDef | | |
| Default value | -- | | |

| | | | |
|----------------------------------|-------------------------|----|--------------|
| Post-Build Variant Value | false | | |
| Value Configuration Class | Pre-compile time | X | All Variants |
| | Link time | -- | |
| | Post-build time | -- | |
| Scope / Dependency | scope: local | | |

| | | | |
|----------------------------------|---|----|--------------|
| SWS Item | ECUC_PduR_00313 : | | |
| Name | PduRTriggertransmit | | |
| Parent Container | PduRBswModules | | |
| Description | Specifies if the BSW module supports the TriggerTransmit API or not. Value true means that the BSW module supports the TriggerTransmit interface which a lower layer module can call and also that it can call the TriggerTransmit interface of an upper layer module. Value false means that the BSW module does not support the TriggerTransmit interface which a lower layer module can call and also that it shall not call the TriggerTransmit interface of an upper layer module. | | |
| Multiplicity | 1 | | |
| Type | EcucBooleanParamDef | | |
| Default value | -- | | |
| Post-Build Variant Value | false | | |
| Value Configuration Class | Pre-compile time | X | All Variants |
| | Link time | -- | |
| | Post-build time | -- | |
| Scope / Dependency | scope: local | | |

| | | | |
|----------------------------------|--|----|--------------|
| SWS Item | ECUC_PduR_00314 : | | |
| Name | PduRTxConfirmation | | |
| Parent Container | PduRBswModules | | |
| Description | Specifies if the BSW module supports the TxConfirmation API or not. Value true the API is supported. | | |
| Multiplicity | 1 | | |
| Type | EcucBooleanParamDef | | |
| Default value | -- | | |
| Post-Build Variant Value | false | | |
| Value Configuration Class | Pre-compile time | X | All Variants |
| | Link time | -- | |
| | Post-build time | -- | |
| Scope / Dependency | scope: local | | |

| | | | |
|----------------------------------|---|----|--------------|
| SWS Item | ECUC_PduR_00338 : | | |
| Name | PduRUpperModule | | |
| Parent Container | PduRBswModules | | |
| Description | The PduRUpperModule will decide who will call the APIs and who will implement the APIs. For example, if the COM module is referenced then the PDU Router module will implement the PduR_Transmit API. And the PDUR module will call the Com_RxIndication API. Other APIs are of course also covered. An upper module can also be an lower module (e.g. the IpduM module). | | |
| Multiplicity | 1 | | |
| Type | EcucBooleanParamDef | | |
| Default value | -- | | |
| Post-Build Variant Value | false | | |
| Value Configuration Class | Pre-compile time | X | All Variants |
| | Link time | -- | |
| | Post-build time | -- | |

| | |
|---------------------------|--------------|
| Scope / Dependency | scope: local |
|---------------------------|--------------|

| | | | |
|----------------------------------|---|----|--------------|
| SWS Item | ECUC_PduR_00319 : | | |
| Name | PduRUseTag | | |
| Parent Container | PduRBswModules | | |
| Description | <p>This parameter, if set to true, enables the usage of the tag (<up>) in the following API calls:</p> <ul style="list-style-type: none"> • PduR_<Up>CancelReceive • PduR_<Up>CancelTransmit <p>Example: If used by COM and the parameter is enabled the PduR_ComCancelTransmit is used.</p> <p>The background is that upper layer modules differ in usage of this tag (e.g. COM is using the tag, DCM is not).</p> | | |
| Multiplicity | 1 | | |
| Type | EcucBooleanParamDef | | |
| Default value | -- | | |
| Post-Build Variant Value | false | | |
| Value Configuration Class | Pre-compile time | X | All Variants |
| | Link time | -- | |
| | Post-build time | -- | |
| Scope / Dependency | scope: local | | |

| | | | |
|----------------------------------|---|----|--------------|
| SWS Item | ECUC_PduR_00294 : | | |
| Name | PduRBswModuleRef | | |
| Parent Container | PduRBswModules | | |
| Description | <p>This is a reference to one BSW module's configuration (i.e. not the ECUC parameter definition template). Example, there could be several configurations of LinIf and this reference selects one of them.</p> | | |
| Multiplicity | 1 | | |
| Type | Foreign reference to [ECUC-MODULE-CONFIGURATION-VALUES] | | |
| Post-Build Variant Value | false | | |
| Value Configuration Class | Pre-compile time | X | All Variants |
| | Link time | -- | |
| | Post-build time | -- | |
| Scope / Dependency | scope: local | | |

| |
|-------------------------------|
| No Included Containers |
|-------------------------------|

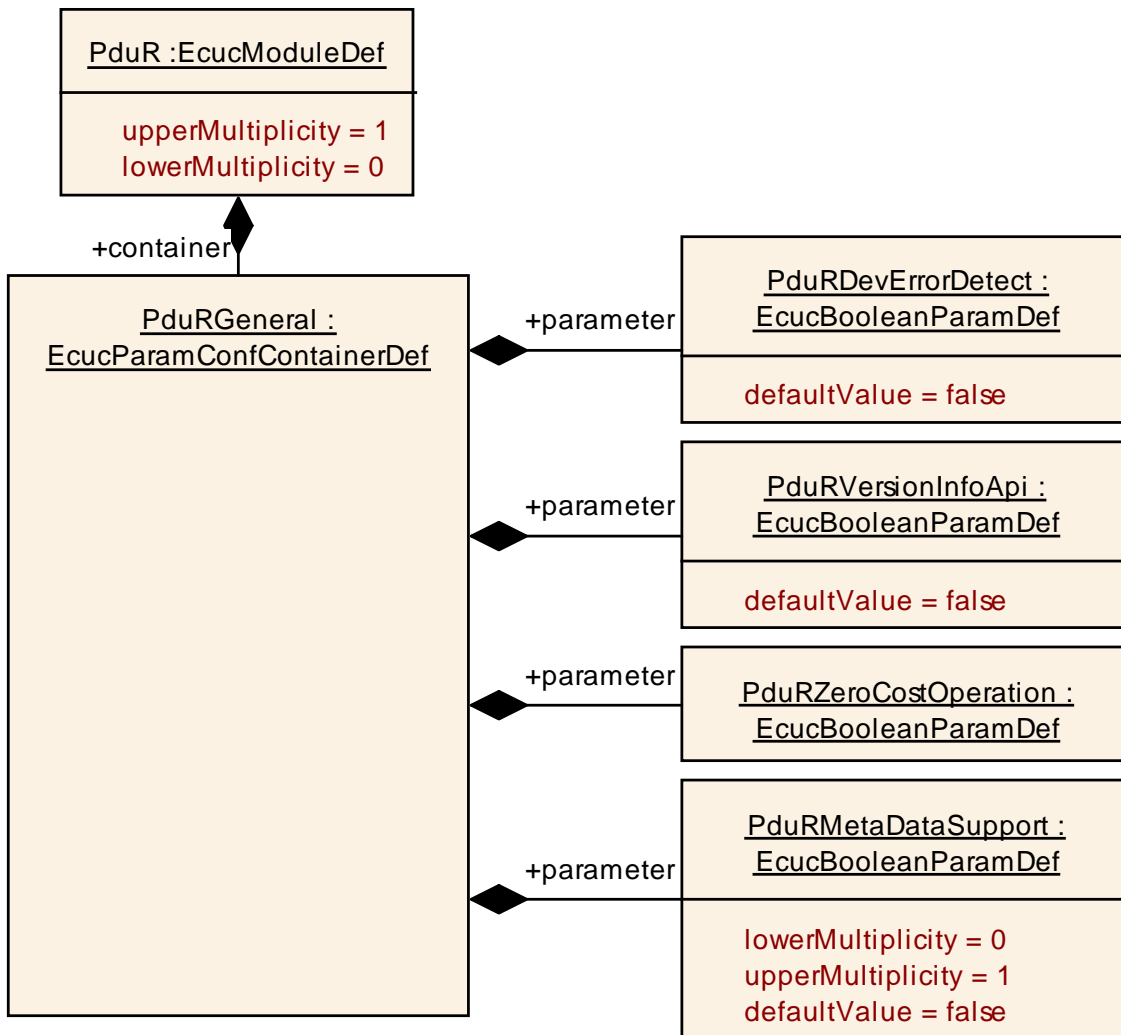


Figure 25 - PduRGeneral

10.2.3 PduRGeneral

| | |
|---------------------------------|--|
| SWS Item | ECUC_PduR_00305 : |
| Container Name | PduRGeneral |
| Description | This container is a subcontainer of PduR and specifies the general configuration parameters of the PDU Router. |
| Configuration Parameters | |

| | |
|-------------------------|---|
| SWS Item | ECUC_PduR_00302 : |
| Name | PduRDevErrorDetect |
| Parent Container | PduRGeneral |
| Description | Switches the development error detection and notification on or off. <ul style="list-style-type: none"> true: detection and notification is enabled. |

| | | | |
|----------------------------------|--|----|--------------|
| | <ul style="list-style-type: none"> false: detection and notification is disabled. | | |
| Multiplicity | 1 | | |
| Type | EcucBooleanParamDef | | |
| Default value | false | | |
| Post-Build Variant Value | false | | |
| Value Configuration Class | Pre-compile time | X | All Variants |
| | Link time | -- | |
| | Post-build time | -- | |
| Scope / Dependency | scope: local | | |

| | | | |
|---|---|----|--------------|
| SWS Item | ECUC_PduR_00347 : | | |
| Name | PduRMetaDataSupport | | |
| Parent Container | PduRGeneral | | |
| Description | Enable support for MetaData handling. The MetaData is defined by the referenced MetaDataType of the global PDU definitions. This feature may be used for efficient address based routing and generic CAN-CAN-routing, where the MetaData contains the CAN ID. | | |
| Multiplicity | 0..1 | | |
| Type | EcucBooleanParamDef | | |
| Default value | false | | |
| Post-Build Variant Multiplicity | false | | |
| Post-Build Variant Value | false | | |
| Multiplicity Configuration Class | Pre-compile time | X | All Variants |
| | Link time | -- | |
| | Post-build time | -- | |
| Value Configuration Class | Pre-compile time | X | All Variants |
| | Link time | -- | |
| | Post-build time | -- | |
| Scope / Dependency | scope: local | | |

| | | | |
|----------------------------------|---|----|--------------|
| SWS Item | ECUC_PduR_00316 : | | |
| Name | PduRVersionInfoApi | | |
| Parent Container | PduRGeneral | | |
| Description | If true the PduR_GetVersionInfo API is available. | | |
| Multiplicity | 1 | | |
| Type | EcucBooleanParamDef | | |
| Default value | false | | |
| Post-Build Variant Value | false | | |
| Value Configuration Class | Pre-compile time | X | All Variants |
| | Link time | -- | |
| | Post-build time | -- | |
| Scope / Dependency | scope: local | | |

| | | | |
|---------------------------------|--|--|--|
| SWS Item | ECUC_PduR_00317 : | | |
| Name | PduRZeroCostOperation | | |
| Parent Container | PduRGeneral | | |
| Description | If set the PduR configuration generator will report an error if zero-cost-operation cannot be fulfilled. This parameter shall be seen as an input requirement to the configuration generator. | | |
| Multiplicity | 1 | | |
| Type | EcucBooleanParamDef | | |
| Default value | -- | | |
| Post-Build Variant Value | false | | |

| | | | |
|----------------------------------|-------------------------|----|--------------|
| Value Configuration Class | Pre-compile time | X | All Variants |
| | Link time | -- | |
| | Post-build time | -- | |
| Scope / Dependency | scope: local | | |

No Included Containers

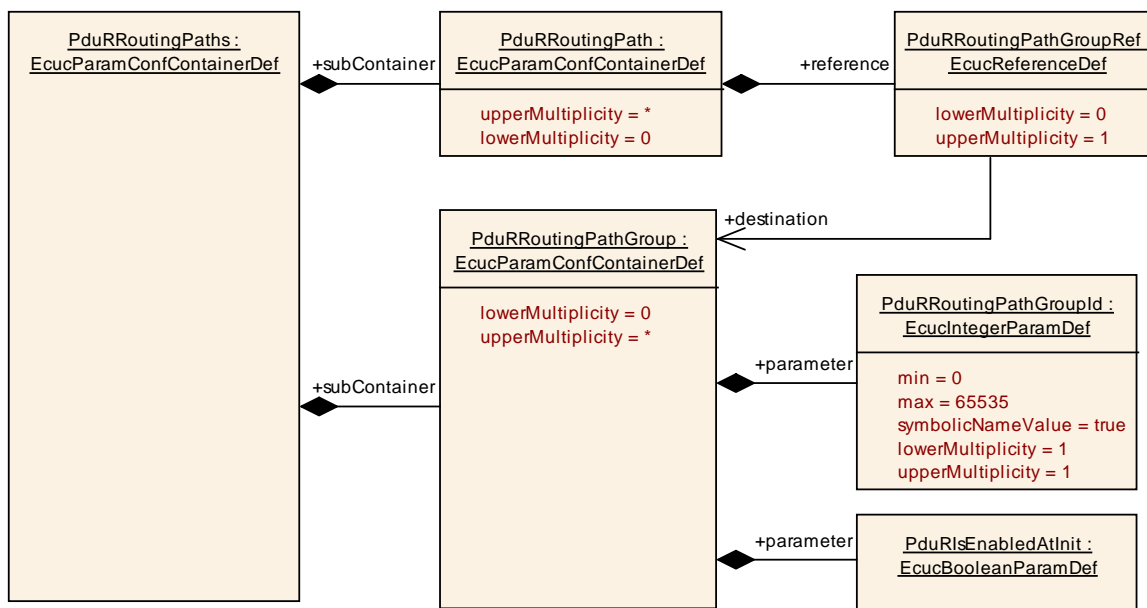


Figure 26 - PduRRoutingPathGroup

10.2.4 PduRRoutingPathGroup

| | | | |
|---|---|----|---------------------|
| SWS Item | ECUC_PduR_00308 : | | |
| Container Name | PduRRoutingPathGroup | | |
| Description | <p>This container groups routing path destinations. Destinations are used instead of routing paths since a routing path can be 1:n. It is desirable to be able to enable/disable a specific bus (i.e. a destination) rather than a routing path. Of course it is possible to create groups that covers specific routing paths as well.</p> <p>Enabling and disabling of routing path groups are made using the PduR API</p> | | |
| Post-Build Variant Multiplicity | true | | |
| Multiplicity Configuration Class | Pre-compile time | X | VARIANT-PRE-COMPILE |
| | Link time | -- | |

| | | | |
|---------------------------------|------------------------|---|--------------------|
| | Post-build time | X | VARIANT-POST-BUILD |
| Configuration Parameters | | | |

| | | | |
|----------------------------------|---|----|---------------------|
| SWS Item | ECUC_PduR_00329 : | | |
| Name | PduRIsEnabledAtInit | | |
| Parent Container | PduRRoutingPathGroup | | |
| Description | If set to true this routing path group will be enabled after initializing the PDU Router module (i.e. enabled in the PduR_Init function). | | |
| Multiplicity | 1 | | |
| Type | EcucBooleanParamDef | | |
| Default value | -- | | |
| Post-Build Variant Value | true | | |
| Value Configuration Class | Pre-compile time | X | VARIANT-PRE-COMPILE |
| | Link time | -- | |
| | Post-build time | X | VARIANT-POST-BUILD |
| Scope / Dependency | scope: local | | |

| | | | |
|----------------------------------|---|----|--------------|
| SWS Item | ECUC_PduR_00309 : | | |
| Name | PduRRoutingPathGroupId | | |
| Parent Container | PduRRoutingPathGroup | | |
| Description | Identification of the routing group. The identification will be used by the disable/enable API in the PDU Router module API. | | |
| Multiplicity | 1 | | |
| Type | EcucIntegerParamDef (Symbolic Name generated for this parameter) | | |
| Range | 0 .. 65535 | | |
| Default value | -- | | |
| Post-Build Variant Value | false | | |
| Value Configuration Class | Pre-compile time | X | All Variants |
| | Link time | -- | |
| | Post-build time | -- | |
| Scope / Dependency | scope: ECU | | |

| |
|-------------------------------|
| No Included Containers |
|-------------------------------|

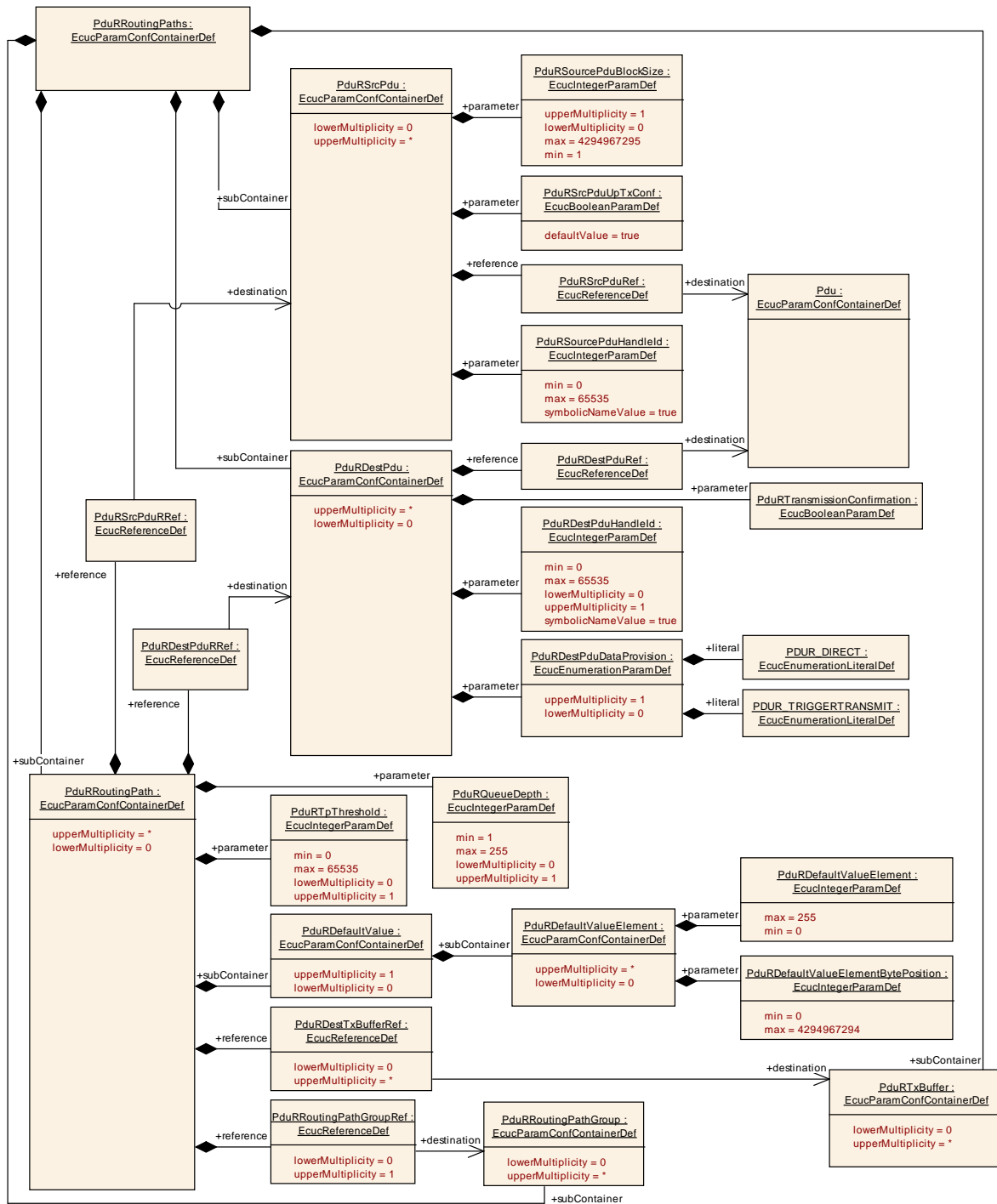


Figure 27 - PduRRoutingPath

10.2.5 PduRRoutingPaths

| | |
|-----------------------|-------------------|
| SWS Item | ECUC_PduR_00310 : |
| Container Name | PduRRoutingPaths |

| | |
|---------------------------------|---|
| Description | Represents one table of routing paths. |
| | This routing table allows multiple configurations that can be used to create several routing tables in the same configuration. This is mainly used for post-build (e.g. post-build selectable) but can be used by pre-compile and link-time for variant handling. |
| Configuration Parameters | |

| | | | |
|----------------------------------|--|----|---------------------|
| SWS Item | ECUC_PduR_00327 : | | |
| Name | PduRConfigurationId | | |
| Parent Container | PduRRoutingPaths | | |
| Description | Identification of the configuration of the PduR configuration. This identification can be read using the PduR API. | | |
| Multiplicity | 1 | | |
| Type | EcucIntegerParamDef | | |
| Range | 0 .. 65535 | | |
| Default value | -- | | |
| Post-Build Variant Value | true | | |
| Value Configuration Class | Pre-compile time | X | VARIANT-PRE-COMPILE |
| | Link time | -- | |
| | Post-build time | X | VARIANT-POST-BUILD |
| Scope / Dependency | scope: local | | |

| | | | |
|---|--|----|--------------|
| SWS Item | ECUC_PduR_00350 : | | |
| Name | PduRMaxRoutingPathCnt | | |
| Parent Container | PduRRoutingPaths | | |
| Description | Maximum number of RoutingPaths in all RoutingTables. This parameter is needed only in case of post-build loadable implementation using static memory allocation. | | |
| Multiplicity | 0..1 | | |
| Type | EcucIntegerParamDef | | |
| Range | 0 .. 65535 | | |
| Default value | -- | | |
| Post-Build Variant Multiplicity | false | | |
| Post-Build Variant Value | false | | |
| Multiplicity Configuration Class | Pre-compile time | X | All Variants |
| | Link time | -- | |
| | Post-build time | -- | |
| Value Configuration Class | Pre-compile time | X | All Variants |
| | Link time | -- | |
| | Post-build time | -- | |
| Scope / Dependency | scope: local | | |

| | | | |
|--|--|--|--|
| SWS Item | ECUC_PduR_00348 : | | |
| Name | PduRMaxRoutingPathGroupCnt | | |
| Parent Container | PduRRoutingPaths | | |
| Description | Maximum number of RoutingPathGroups. This parameter is needed only in case of post-build loadable implementation using static memory allocation. | | |
| Multiplicity | 0..1 | | |
| Type | EcucIntegerParamDef | | |
| Range | 0 .. 65535 | | |
| Default value | -- | | |
| Post-Build Variant Multiplicity | false | | |

| | | | |
|---|-------------------------|----|--------------|
| Post-Build Variant Value | false | | |
| Multiplicity Configuration Class | Pre-compile time | X | All Variants |
| | Link time | -- | |
| | Post-build time | -- | |
| Value Configuration Class | Pre-compile time | X | All Variants |
| | Link time | -- | |
| | Post-build time | -- | |
| Scope / Dependency | scope: local | | |

| Included Containers | | |
|----------------------------|---------------------|--|
| Container Name | Multiplicity | Scope / Dependency |
| PduRDestPdu | 0..* | This container is a subcontainer of PduRRoutingPath and specifies one destination for the PDU to be routed. |
| PduRRoutingPath | 0..* | This container is a subcontainer of PduRRoutingTable and specifies the routing path of a PDU. |
| PduRRoutingPathGroup | 0..* | This container groups routing path destinations. Destinations are used instead of routing paths since a routing path can be 1:n. It is desirable to be able to enable/disable a specific bus (i.e. a destination) rather than a routing path. Of course it is possible to create groups that covers specific routing paths as well. Enabling and disabling of routing path groups are made using the PduR API |
| PduRSrcPdu | 0..* | This container is a subcontainer of PduRRoutingPath and specifies the source of the PDU to be routed. |
| PduRTxBuffer | 0..* | Specifies a buffer used for gatewaying via communication interfaces or transport protocols. |

10.2.6 PduRRoutingPath

| | | | |
|---|---|----|---------------------|
| SWS Item | ECUC_PduR_00248 : | | |
| Container Name | PduRRoutingPath | | |
| Description | This container is a subcontainer of PduRRoutingTable and specifies the routing path of a PDU. | | |
| Post-Build Variant Multiplicity | true | | |
| Multiplicity Configuration Class | Pre-compile time | X | VARIANT-PRE-COMPILE |
| | Link time | -- | |
| | Post-build time | X | VARIANT-POST-BUILD |
| Configuration Parameters | | | |

| | | | |
|--|---|--|--|
| SWS Item | ECUC_PduR_00356 : | | |
| Name | PduRQueueDepth | | |
| Parent Container | PduRRoutingPath | | |
| Description | This parameter defines the queue depth for this routing path. | | |
| Multiplicity | 0..1 | | |
| Type | EcucIntegerParamDef | | |
| Range | 1 .. 255 | | |
| Default value | -- | | |
| Post-Build Variant Multiplicity | true | | |
| Post-Build Variant Value | true | | |

| | | | |
|---|-------------------------|----|---------------------|
| Multiplicity Configuration Class | Pre-compile time | X | VARIANT-PRE-COMPILE |
| | Link time | -- | |
| | Post-build time | X | VARIANT-POST-BUILD |
| Value Configuration Class | Pre-compile time | X | VARIANT-PRE-COMPILE |
| | Link time | -- | |
| | Post-build time | X | VARIANT-POST-BUILD |
| Scope / Dependency | scope: local | | |

| | | | |
|---|---|----|---------------------|
| SWS Item | ECUC_PduR_00320 : | | |
| Name | PduRTpThreshold | | |
| Parent Container | PduRRoutingPath | | |
| Description | <p>This parameter is only relevant for TP routings. When configured, it enables on-the-fly routing and defines the number of bytes which must have been received before transmission on the destination bus may start.</p> <p>When omitted, direct TP routing is enforced. The PduRouter shall ensure that a buffer is allocated for this routing path which is at least as large as the threshold.</p> | | |
| Multiplicity | 0..1 | | |
| Type | EcucIntegerParamDef | | |
| Range | 0 .. 65535 | | |
| Default value | -- | | |
| Post-Build Variant Multiplicity | true | | |
| Post-Build Variant Value | true | | |
| Multiplicity Configuration Class | Pre-compile time | X | VARIANT-PRE-COMPILE |
| | Link time | -- | |
| | Post-build time | X | VARIANT-POST-BUILD |
| Value Configuration Class | Pre-compile time | X | VARIANT-PRE-COMPILE |
| | Link time | -- | |
| | Post-build time | X | VARIANT-POST-BUILD |
| Scope / Dependency | scope: local | | |

| | | | |
|----------------------------------|------------------------------|----|---------------------|
| SWS Item | ECUC_PduR_00354 : | | |
| Name | PduRDestPduRRef | | |
| Parent Container | PduRRoutingPath | | |
| Description | -- | | |
| Multiplicity | 1 | | |
| Type | Reference to [PduRDestPdu] | | |
| Post-Build Variant Value | true | | |
| Value Configuration Class | Pre-compile time | X | VARIANT-PRE-COMPILE |
| | Link time | -- | |
| | Post-build time | X | VARIANT-POST-BUILD |
| Scope / Dependency | | | |

| | | | |
|--|---|--|--|
| SWS Item | ECUC_PduR_00304 : | | |
| Name | PduRDestTxBufferRef | | |
| Parent Container | PduRRoutingPath | | |
| Description | Reference to a buffer in the PduR. This buffer is required for communication interface gatewaying, and for transport protocol gatewaying. | | |
| Multiplicity | 0..* | | |
| Type | Reference to [PduRTxBuffer] | | |
| Post-Build Variant Multiplicity | true | | |

| | | | |
|---|-------------------------|----|---------------------|
| Post-Build Variant Value | true | | |
| Multiplicity Configuration Class | Pre-compile time | X | VARIANT-PRE-COMPILE |
| | Link time | -- | |
| | Post-build time | X | VARIANT-POST-BUILD |
| Value Configuration Class | Pre-compile time | X | VARIANT-PRE-COMPILE |
| | Link time | -- | |
| | Post-build time | X | VARIANT-POST-BUILD |
| Scope / Dependency | scope: local | | |

| | | | |
|--|---|----|---------------------|
| SWS Item | ECUC_PduR_00352 : | | |
| Name | PduRRoutingPathGroupRef | | |
| Parent Container | PduRRoutingPath | | |
| Description | Reference to routing path destinations. | | |
| Multiplicity | 0..1 | | |
| Type | Reference to [PduRRoutingPathGroup] | | |
| Post-Build Variant Multiplicity | true | | |
| Post-Build Variant Value | true | | |
| Value Configuration Class | Pre-compile time | X | VARIANT-PRE-COMPILE |
| | Link time | -- | |
| | Post-build time | X | VARIANT-POST-BUILD |
| Scope / Dependency | scope: local | | |

| | | | |
|----------------------------------|-----------------------------|----|---------------------|
| SWS Item | ECUC_PduR_00353 : | | |
| Name | PduRSrcPduRRef | | |
| Parent Container | PduRRoutingPath | | |
| Description | -- | | |
| Multiplicity | 1 | | |
| Type | Reference to [PduRSrcPdu] | | |
| Post-Build Variant Value | true | | |
| Value Configuration Class | Pre-compile time | X | VARIANT-PRE-COMPILE |
| | Link time | -- | |
| | Post-build time | X | VARIANT-POST-BUILD |
| Scope / Dependency | | | |

| | | |
|----------------------------|---------------------|---|
| Included Containers | | |
| Container Name | Multiplicity | Scope / Dependency |
| PduRDefaultValue | 0..1 | Specifies the default value of the I-PDU. Only required for gateway operation and if at least one PDU specified by PduRDestPdu uses TriggerTransmit Data provision. Represented as an array of IntegerParamDef. |

10.2.7 PduRDestPdu

| | | | |
|---|---|----|---------------------|
| SWS Item | ECUC_PduR_00249 : | | |
| Container Name | PduRDestPdu | | |
| Description | This container is a subcontainer of PduRRoutingPath and specifies one destination for the PDU to be routed. | | |
| Post-Build Variant Multiplicity | true | | |
| Multiplicity Configuration Class | Pre-compile time | X | VARIANT-PRE-COMPILE |
| | Link time | -- | |

| | | | |
|---|---|---|---------------------|
| | Post-build time | X | VARIANT-POST-BUILD |
| Configuration Parameters | | | |
| SWS Item | ECUC_PduR_00289 : | | |
| Name | PduRDestPduDataProvision | | |
| Parent Container | PduRDestPdu | | |
| Description | Specifies how data are provided: direct (as part of the Transmit call) or via the TriggerTransmit callback function. Only required for non-TP gatewayed I-PDUs. | | |
| Multiplicity | 0..1 | | |
| Type | EcucEnumerationParamDef | | |
| Range | PDUR_DIRECT | The PDU Router module shall call the transmit function in the destination module and not buffer the I-PDU | |
| | PDUR_TRIGGERTRANSMIT | The PDU Router module shall call the transmit function in the destination module. The destination module will request the I-PDU using the triggerTransmit function. The I-PDU is shall be buffered. | |
| Post-Build Variant Multiplicity | true | | |
| Post-Build Variant Value | true | | |
| Multiplicity Configuration Class | Pre-compile time | X | VARIANT-PRE-COMPILE |
| | Link time | -- | |
| | Post-build time | X | VARIANT-POST-BUILD |
| Value Configuration Class | Pre-compile time | X | VARIANT-PRE-COMPILE |
| | Link time | -- | |
| | Post-build time | X | VARIANT-POST-BUILD |
| Scope / Dependency | scope: local dependency: In case of PDUR_TRIGGERTRANSMIT the parameter PduRDestTxBufferRef is required. | | |

| | | | |
|---|--|----|--------------|
| SWS Item | ECUC_PduR_00322 : | | |
| Name | PduRDestPduHandleId | | |
| Parent Container | PduRDestPdu | | |
| Description | PDU identifier assigned by PDU Router. Used by communication interface and transport protocol modules for confirmation (PduR_<Lo>TxConfirmation) and for TriggerTransmit (PduR_<Lo>TriggerTransmit). | | |
| Multiplicity | 0..1 | | |
| Type | EcucIntegerParamDef (Symbolic Name generated for this parameter) | | |
| Range | 0 .. 65535 | | |
| Default value | -- | | |
| Post-Build Variant Multiplicity | false | | |
| Post-Build Variant Value | false | | |
| Multiplicity Configuration Class | Pre-compile time | X | All Variants |
| | Link time | -- | |
| | Post-build time | -- | |
| Value Configuration Class | Pre-compile time | X | All Variants |
| | Link time | -- | |
| | Post-build time | -- | |
| Scope / Dependency | scope: ECU | | |

| | | | |
|---|--|----|--------------|
| SWS Item | ECUC_PduR_00339 : | | |
| Name | PduRTransmissionConfirmation | | |
| Parent Container | PduRDestPdu | | |
| Description | <p>This parameter is only for communication interfaces. Transport protocol modules will always call the TxConfirmation function.</p> <p>If set the destination communication interface module will call the TxConfirmation. However the TxConfirmation may be not called due to error. So the PduR shall not block until the TxConfirmation is called.</p> <p>One background for this parameter is for the PduR to know when all modules have confirmed a multicast operation.</p> | | |
| Multiplicity | 1 | | |
| Type | EcucBooleanParamDef | | |
| Default value | -- | | |
| Post-Build Variant Multiplicity | false | | |
| Post-Build Variant Value | false | | |
| Multiplicity Configuration Class | Pre-compile time | X | All Variants |
| | Link time | -- | |
| | Post-build time | -- | |
| Value Configuration Class | Pre-compile time | X | All Variants |
| | Link time | -- | |
| | Post-build time | -- | |
| Scope / Dependency | scope: local | | |

| | | | |
|----------------------------------|--|----|---------------------|
| SWS Item | ECUC_PduR_00291 : | | |
| Name | PduRDestPduRef | | |
| Parent Container | PduRDestPdu | | |
| Description | <p>Destination PDU reference; reference to unique PDU identifier which shall be used by the PDU Router instead of the source PDU ID when calling the related function of the destination module.</p> | | |
| Multiplicity | 1 | | |
| Type | Reference to [Pdu] | | |
| Post-Build Variant Value | true | | |
| Value Configuration Class | Pre-compile time | X | VARIANT-PRE-COMPILE |
| | Link time | -- | |
| | Post-build time | X | VARIANT-POST-BUILD |
| Scope / Dependency | scope: local | | |

No Included Containers

10.2.8 PduRSrcPdu

| | | | |
|---------------------------------|--|--|--|
| SWS Item | ECUC_PduR_00288 : | | |
| Container Name | PduRSrcPdu | | |
| Description | <p>This container is a subcontainer of PduRRoutingPath and specifies the source of the PDU to be routed.</p> | | |
| Configuration Parameters | | | |

| | | | |
|-------------------------|--------------------------|--|--|
| SWS Item | ECUC_PduR_00355 : | | |
| Name | PduRSourcePduBlockSize | | |
| Parent Container | PduRSrcPdu | | |

| | | | |
|---|--|----|--|
| Description | Minimum amount of buffer space required by receiving transport protocol layer to continue reception. | | |
| Multiplicity | 0..1 | | |
| Type | EcucIntegerParamDef | | |
| Range | 1 .. 4294967295 | | |
| Default value | -- | | |
| Post-Build Variant Multiplicity | true | | |
| Post-Build Variant Value | true | | |
| Multiplicity Configuration Class | Pre-compile time | -- | |
| | Link time | -- | |
| | Post-build time | -- | |
| Value Configuration Class | Pre-compile time | -- | |
| | Link time | -- | |
| | Post-build time | -- | |
| Scope / Dependency | scope: local | | |

| | | | |
|----------------------------------|--|----|--------------|
| SWS Item | ECUC_PduR_00311 : | | |
| Name | PduRSourcePduHandleId | | |
| Parent Container | PduRSrcPdu | | |
| Description | PDU identifier assigned by PDU Router. | | |
| Multiplicity | 1 | | |
| Type | EcucIntegerParamDef (Symbolic Name generated for this parameter) | | |
| Range | 0 .. 65535 | | |
| Default value | -- | | |
| Post-Build Variant Value | false | | |
| Value Configuration Class | Pre-compile time | X | All Variants |
| | Link time | -- | |
| | Post-build time | -- | |
| Scope / Dependency | scope: ECU | | |

| | | | |
|---|---|----|---------------------|
| SWS Item | ECUC_PduR_00351 : | | |
| Name | PduRSrcPduUpTxConf | | |
| Parent Container | PduRSrcPdu | | |
| Description | When enabled, the TxConfirmation will be forwarded to the upper layer. Prerequisites: Lower layer and upper layer support TxConfirmation. | | |
| Multiplicity | 1 | | |
| Type | EcucBooleanParamDef | | |
| Default value | true | | |
| Post-Build Variant Multiplicity | true | | |
| Post-Build Variant Value | true | | |
| Multiplicity Configuration Class | Pre-compile time | X | VARIANT-PRE-COMPILE |
| | Link time | -- | |
| | Post-build time | X | VARIANT-POST-BUILD |
| Value Configuration Class | Pre-compile time | X | VARIANT-PRE-COMPILE |
| | Link time | -- | |
| | Post-build time | X | VARIANT-POST-BUILD |
| Scope / Dependency | scope: ECU | | |

| | | | |
|-------------------------|--|--|--|
| SWS Item | ECUC_PduR_00318 : | | |
| Name | PduRSrcPduRef | | |
| Parent Container | PduRSrcPdu | | |
| Description | Source PDU reference; reference to unique PDU identifier which shall be used for the requested PDU Router operation. | | |

| | | | |
|----------------------------------|-------------------------|----|---------------------|
| Multiplicity | 1 | | |
| Type | Reference to [Pdu] | | |
| Post-Build Variant Value | true | | |
| Value Configuration Class | Pre-compile time | X | VARIANT-PRE-COMPILE |
| | Link time | -- | |
| | Post-build time | X | VARIANT-POST-BUILD |
| Scope / Dependency | scope: local | | |

No Included Containers

10.2.9 PduRDefaultValue

| | |
|---------------------------------|--|
| SWS Item | ECUC_PduR_00299 : |
| Container Name | PduRDefaultValue |
| Description | Specifies the default value of the I-PDU. Only required for gateway operation and if at least one PDU specified by PduRDestPdu uses TriggerTransmit Data provision. Represented as an array of IntegerParamDef. |
| Configuration Parameters | |

| | | |
|----------------------------|---------------------|--|
| Included Containers | | |
| Container Name | Multiplicity | Scope / Dependency |
| PduRDefaultValueElement | 0..* | Each value element is represented by the element and the position in an array. |

10.2.10 PduRDefaultValueElement

| | | | |
|---|--|----|---------------------|
| SWS Item | ECUC_PduR_00300 : | | |
| Container Name | PduRDefaultValueElement | | |
| Description | Each value element is represented by the element and the position in an array. | | |
| Post-Build Variant Multiplicity | true | | |
| Multiplicity Configuration Class | Pre-compile time | X | VARIANT-PRE-COMPILE |
| | Link time | -- | |
| | Post-build time | X | VARIANT-POST-BUILD |
| Configuration Parameters | | | |

| | | | |
|-------------------------|--|--|--|
| SWS Item | ECUC_PduR_00290 : | | |
| Name | PduRDefaultValueElement | | |
| Parent Container | PduRDefaultValueElement | | |
| Description | The default value consists of a number of elements. Each element is one byte long and the number of elements is specified by SduLength. The position of this parameter in the container is specified by the PduRElementBytePosition parameter. | | |
| Multiplicity | 1 | | |
| Type | EcuIntegerParamDef | | |

| | | | |
|----------------------------------|-------------------------|----|---------------------|
| Range | 0 .. 255 | | |
| Default value | -- | | |
| Post-Build Variant Value | true | | |
| Value Configuration Class | Pre-compile time | X | VARIANT-PRE-COMPILE |
| | Link time | -- | |
| | Post-build time | X | VARIANT-POST-BUILD |
| Scope / Dependency | scope: local | | |

| | | | |
|----------------------------------|--|----|---------------------|
| SWS Item | ECUC_PduR_00292 : | | |
| Name | PduRDefaultValueElementBytePosition | | |
| Parent Container | PduRDefaultValueElement | | |
| Description | This parameter specifies the byte position of the element within the default value | | |
| Multiplicity | 1 | | |
| Type | EcucIntegerParamDef | | |
| Range | 0 .. 4294967294 | | |
| Default value | -- | | |
| Post-Build Variant Value | true | | |
| Value Configuration Class | Pre-compile time | X | VARIANT-PRE-COMPILE |
| | Link time | -- | |
| | Post-build time | X | VARIANT-POST-BUILD |
| Scope / Dependency | scope: local | | |

No Included Containers

10.2.11 PduRTxBuffer

| | | | |
|---|---|----|---|
| SWS Item | ECUC_PduR_00336 : | | |
| Container Name | PduRTxBuffer | | |
| Description | Specifies a buffer used for gatewaying via communication interfaces or transport protocols. | | |
| Post-Build Variant Multiplicity | false | | |
| Multiplicity Configuration Class | Pre-compile time | X | VARIANT-PRE-COMPILE, VARIANT-POST-BUILD |
| | Link time | -- | |
| | Post-build time | -- | |
| Configuration Parameters | | | |

| | | | |
|----------------------------------|---|----|--------------|
| SWS Item | ECUC_PduR_00324 : | | |
| Name | PduRPduMaxLength | | |
| Parent Container | PduRTxBuffer | | |
| Description | Length of the Tx buffer in bytes. This parameter limits the size of buffered routed PDUs. | | |
| Multiplicity | 1 | | |
| Type | EcucIntegerParamDef | | |
| Range | 1 .. 4294967295 | | |
| Default value | -- | | |
| Post-Build Variant Value | false | | |
| Value Configuration Class | Pre-compile time | X | All Variants |
| | Link time | -- | |
| | Post-build time | -- | |

| | |
|---------------------------|--|
| Scope / Dependency | scope: local dependency: When this buffer is used for TP routing path the PduRPduMaxLength has to be large enough to contain the largest possible single frame of the source network. |
|---------------------------|--|

No Included Containers

10.3 Published Information

For details refer to the chapter 10.3 “Published Information” in *SWS_BSWGeneral*.

11 PDU Router module design notes

This chapter collects a set of notes that describes features of this document.

11.1 Configuration parameter considerations

The configuration parameters listed in chapter 10 contain restrictions for the parameters themselves. But no restrictions are set that affects more than one parameter. The intention of this section is to list some of these to better understand the configuration parameters and also to allow a simpler configuration generator tool for the PDU Router module.

The buffers needed for gatewaying (communication interface and transport protocol) are specified per destination in the configuration. Since no specific traffic shaping can be specified it is assumed that worst case where all I-PDUs are gatewayed at the same time. It is possible to extend the configuration with parameters that allow more efficient usage of buffers.

11.2 Generic interfaces concept

The provided and used APIs of the PDU Router module are not connected to specific busses. The API names in chapter 8.3 have a generic part (<Up>, <Lo>, etc) that will be exchanged with the name of the module using or implementing the API.

The way to identify the name is using the reference to an ECUC description, see Figure 28. The short-name will be used in the referenced ECUC description.

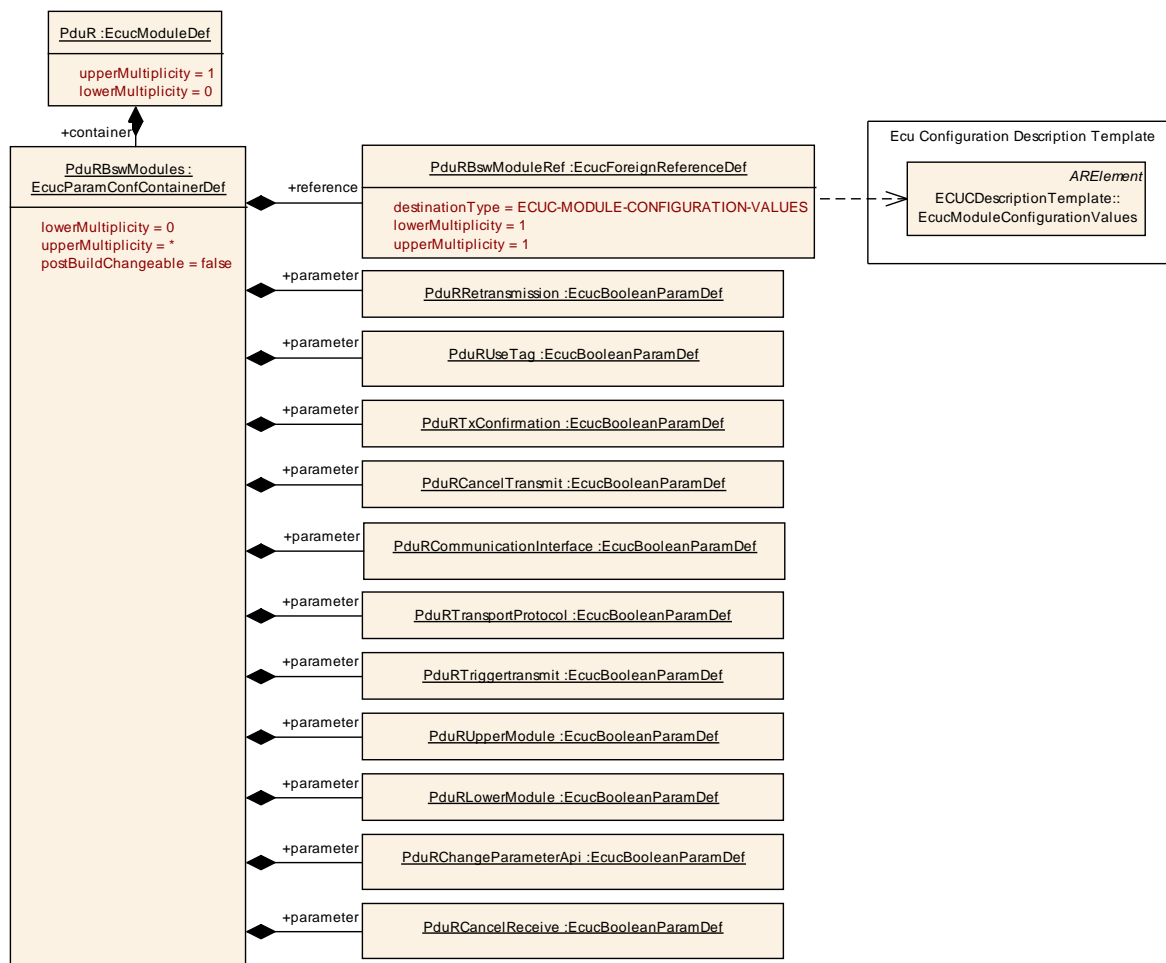


Figure 28 - Generic interface configuration

The PduRBswModules container contains parameters that describe the supported functionality (if it is communication interface, transport layer, upper layer, lower layer, etc.) of the BSW module.

[SWS_PduR_00800] [In case the lower layer module supports both TP and IF, the infixes Tp and If shall be added to the function names directly in front of the function, e.g. <Lo>_[Tp]Transmit, PduR_<Lo>[If]TxConfirmation.] (SRS_PduR_06117, SRS_PduR_06121, SRS_BSW_00310)

The connection between the generic interface configuration of a BSW module and the I-PDUs are made using the routing paths and the I-PDU configuration in the ECUC module.

11.3 Example structure of Routing tables

This chapter shows example structures of routing tables that contain the properties of each I-PDU. It does not specify the internals of the PDU Router but shall rather serve as example for better understanding of APIs and I-PDUs.

The IpduM is not considered by these examples.

Note: This chapter is by no means the recommended implementation way. The chapter focuses more on understandability than optimizing implementation.

11.3.1 Transmission and multicast via communication interface modules

Routing table used by PduR_ComTransmit for I-PDUs transmitted by COM:

| PduR_ComTransmit (PduldType id,const PdulInfoType* info) | | | |
|---|----------------------------------|--------------------|---|
| id | TargetFctPtr | TargetPduld | Description |
| 0 | Canlf_Transmit | 0 | Transmission on Canlf |
| 1 | FrIf_Transmit | 0 | Transmission on FrIf |
| 2 | Canlf_Transmit | 1 | Transmission on Canlf |
| 3 | Canlf_Transmit Canlf_Transmit | 0 2 | Multicast using Canlf on two CAN busses |
| 4 | LinIf_Transmit Canlf_Transmit | 2 3 | Multicast using Canlf and LinIf. Note that for LinIf this is a sporadic frame (will later be a TriggerTransmit call). |

The first three entries represent normal PDU transmit operations from Com via Canlf or FrIf respectively, the remaining two entries are related to multicast PDU transmit operations from COM module to two different CAN busses and COM module to LinIf and Canlf. For the latter an internal PDU Router function (Multilf_Transmit) and an additional routing table is used.

The destination module will confirm the transmission of the I-PDU using the configured I-PDU id, and it might not be the same as in the transmit call.

11.3.2 Reception and gateway via communication interface modules

Routing table used by PduR_<Lo>RxIndication for receiving I-PDUs received from the lower layer communication interfaces:

| PduR_<Lo>RxIndication (PduldType id, const PdulInfoType* info) | | | |
|---|------------------------------------|--------------------|--|
| <i>id</i> | <i>TargetFctPtr1</i> | <i>TargetPduld</i> | <i>Description</i> |
| 0 | Com_RxIndication | 0 | Routed to COM module |
| 1 | Com_RxIndication Canlf_Transmit | 0 1 | Routed to COM and gatewayed to Canlf |
| 2 | Canlf_Transmit LIN | 1 2 | Gatewayed to Canlf and to Linlf. In the Linlf case the Linlf will later call TriggerTransmit. The PDU Router ill not call Linlf_Transmit |

11.4 Configuration generator

The PDU Router configuration generator will take the ECU configuration description XML file containing the PDU Router configuration as input. And the generator will produce .c and .h files containing the configuration.

One aim of the configuration generator is to allow the generator to produced an efficient PDU Router module implementation. Since the PDU Router module is a central module it is important that the final executable including configuration is efficient as possible:

[SWS_PduR_00764] [The PDU Router module generator shall be able to optimize away features based on if they are used or not. At least following features shall be considered:

- Transport protocol
- Communication interfaces
- Gateway
- FIFO queue handling

One part of the job made by the generator is to lookup all routing paths and produces the correct look-up tables and the correct APIs to be used. Here are some examples how the generator may handle the routing paths.] (SRS_PduR_06020)

11.4.1 CanIf and COM routing path example

This is an example that shows how an I-PDU received by the CanIf module and forwarded by the COM module is handled.

In Figure 29 the configuration of CanIf, COM and PDU Router is shown. The PDU Router has a routing path with a source I-PDU (SrcPduRef) and destination I-PDU (DestPduRef). When following the I-PDU SrcPduRef it is found that the CanIf PduIdRef is pointing at the same I-PDU in the ECUC. The DestPduRef is followed and it is found that COM PduIdRef is pointing at the same I-PDU in the ECUC.

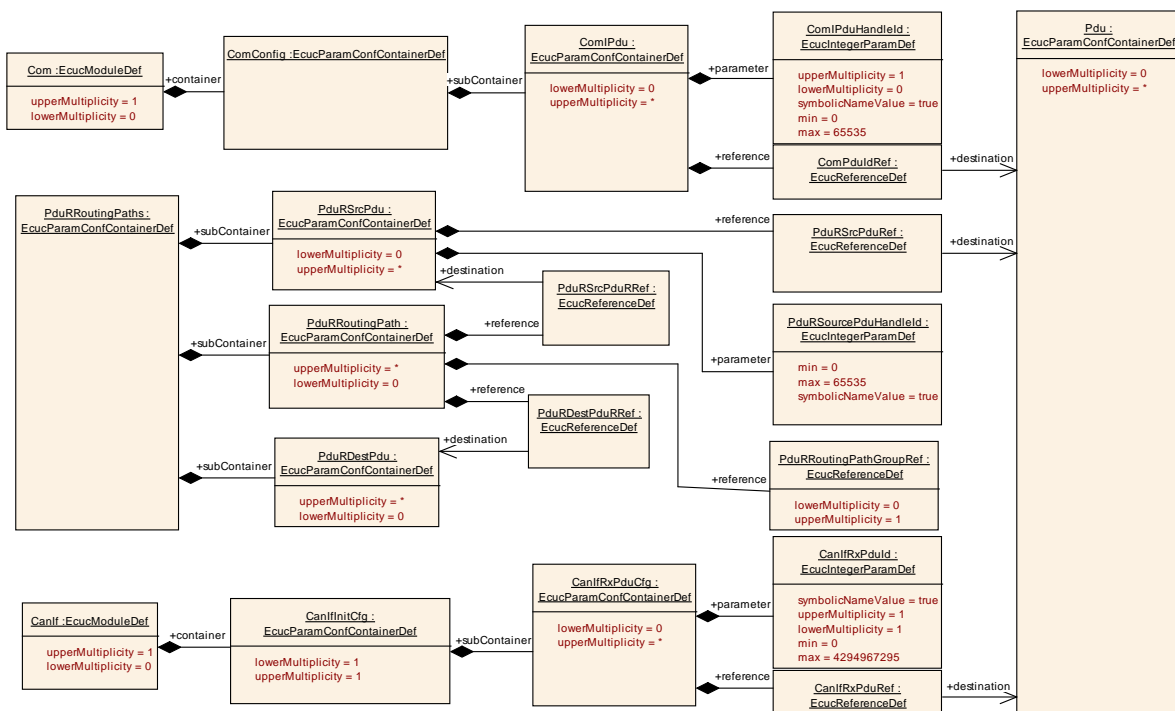


Figure 29: PDU Router, CanIf and COM configuration example

The CanIfCanRxPduId reveals the I-PDU ID for the source I-PDU and the ComIPduHandleId reveals the I-PDU ID for the destination I-PDU.

The shortname of the CanIf module and the COM module (and that the I-PDU is transported on a communication interface module) will generate the routing table and APIs to be used:

| PduR_<user>IfRxIndication (PduIdType id, const PduInfoType* info) | | | |
|---|--------------------|-------------|------------------|
| id | Source | TargetPduId | Destination |
| 12 | CanIf_RxIndication | 13 | Com_RxIndication |

PduR_COM.h

```
void PduR_ComRxIndication(PduIdType id, PduInfoType* info);
```

PduR_CanIf.h

```
void PduR_CanIfRxIndication(PduIdType id, const PduInfoType* info);
```

If the zero-cost-operation is enabled and the CanId module is only forwarding (through PDU Router module) to the COM module, the generator may generate the optimization (if source code is used):

```
#define PduR_CanIfRxIndication PduR_ComRxIndication
```

11.5 Post-build considerations

This section describes some important behavior when using the post-build variant of the PDU Router. It contains no requirements, just important issues that need to be considered.

NVRAM and RAM memory size can potentially grow if a new post-build configuration is downloaded into the ECU. Estimation at design time must be done to allow such grow so other areas are not overwritten (in case of RAM) or memory borders are not crossed.

It is not possible to configure restrictions/locations/etc of memory in the PDUR module configuration since this is implementation specific and relatively difficult to implement (pre-compile and link-time does not really need this). It is recommended for implementations of PDUR module generators to extend the configuration with specific memory constraints if needed.

12 Not applicable requirements

[SWS_PduR_00777] [These requirements are not applicable to this specification.]
(SRS_BSW_00170, SRS_BSW_00375, SRS_BSW_00416, SRS_BSW_00437, SRS_BSW_00168,
SRS_BSW_00425, SRS_BSW_00432, SRS_BSW_00336, SRS_BSW_00417, SRS_BSW_00386,
SRS_BSW_00161, SRS_BSW_00162, SRS_BSW_00005, SRS_BSW_00164, SRS_BSW_00343,
SRS_BSW_00160, SRS_BSW_00413, SRS_BSW_00335, SRS_BSW_00447, SRS_BSW_00353,
SRS_BSW_00361, SRS_BSW_00439, SRS_BSW_00449, SRS_BSW_00357, SRS_BSW_00172,
SRS_BSW_00341, SRS_BSW_00334, SRS_PduR_06055, SRS_PduR_06056, SRS_PduR_06061,
SRS_PduR_06098, SRS_PduR_06099, SRS_PduR_06077, SRS_PduR_06064, SRS_PduR_06089)