

Document Title	Specification of CAN Interface
Document Owner	AUTOSAR
Document Responsibility	AUTOSAR
Document Identification No	012

Document Status	Final
Part of AUTOSAR Standard	Classic Platform
Part of Standard Release	4.3.1

Document Change History			
Date	Release	Changed by	Description
2017-12-08	4.3.1	AUTOSAR Release Management	<ul style="list-style-type: none"> • Introduction of Runtime errors • Replace Can_ReturnType with Std_ReturnType overlay • Minor corrections • Editorial changes
2016-11-30	4.3.0	AUTOSAR Release Management	<ul style="list-style-type: none"> • Remove CCMSM • Rework MetaData handling • Reliable TxConfirmation • Error Active/Passive State API
2015-07-31	4.2.2	AUTOSAR Release Management	<ul style="list-style-type: none"> • Clarified wakeup, buffering, transmit, and variants • Removed deprecated APIs • Editorial changes
2014-10-31	4.2.1	AUTOSAR Release Management	<ul style="list-style-type: none"> • Full CAN FD Support • Global Time Synchronization over CAN • Removed CanIf_CancelTxConfirmation • Small improvements
2014-03-31	4.1.3	AUTOSAR Release Management	<ul style="list-style-type: none"> • Removed BSW Exclusive areas • Set ICOM support to optional • Can_IdType handling • Small improvements

2013-10-31	4.1.2	AUTOSAR Release Management	<ul style="list-style-type: none"> • Restricted PDU mode changes • Removed critical section handling description in chapter 9 • Set CanIfInitRefCfgSet obsolete • Pretended Networking section • Small improvements
2013-03-15	4.1.1	AUTOSAR Administration	<ul style="list-style-type: none"> • CAN FD (without DLC extension) • Pretended Networking (ICOM) • Heavy Duty Vehicle (J1939) support • PduModes and PnTxFilter for clean wake-up • Relation between PDUs & HOHs • Post-build loadable concept
2011-12-22	4.0.3	AUTOSAR Administration	<ul style="list-style-type: none"> • Partial Networking Support • Improved Transmit Buffering • Improved Error Detection
2009-12-18	4.0.1	AUTOSAR Administration	<ul style="list-style-type: none"> • Updated chapters "Version Checking" and "Published Information" • Multiple CAN IDs could optionally be assigned to one I-PDU • Wake-up validation optionally only via NM PDUs • Asynch. mode indication call-backs instead of synch. mode changes • No automatic PDU channel mode change when CC mode changes • TxConfirmation state entered for BusOff Recovery • WakeupSourceRefIn and WakeupSourceRefOut • PduInfoPtr instead of SduDataPtr • Introduction of Can_GeneralTypes.h and Can_HwHandleType • Transceiver types of chapter 8. shifted to transceiver SWS

2010-02-02	3.1.4	AUTOSAR Administration	<ul style="list-style-type: none"> • HOH definition • abstracted ControllerId and TransceiverId • No changing of baudrate via CanIf and CanIf_ControllerInit • Dispatcher adapted because of CDD • TxBuffering: only one buffer per L-PDU • Wake up mechanism adapted to environment behavior (network -> controller/transceiver; wakeupSource) • Mode changes made asynchronous • no complete state machine in CanIf, just buffered states per controller • Legal disclaimer revised
2008-08-13	3.1.1	AUTOSAR Administration	Legal disclaimer revised
2008-02-01	3.0.2	AUTOSAR Administration	<ul style="list-style-type: none"> • Replaced chapter 10 content with generated tables from AUTOSAR MetaModel.
2008-02-01	3.0.2	AUTOSAR Administration	<ul style="list-style-type: none"> • Interface abstraction: network related interface changed into a controller related one • Wakeup mechanism completely reworked, APIs added & changed for Wakeup • Initialization changed (flat initialization) • Scheduled main functions skipped due to changed BSW Scheduler responsibility • Document meta information extended • Small layout adaptations made

2007-12-21	3.0.1	AUTOSAR Administration	<ul style="list-style-type: none"> • Header file structure changed • Support of mixed mode operation (Standard CAN & Extended CAN in parallel on one network) added • Support of CAN Transceiver API <User>_DlcErrorNotification deleted • Pre-compile/Link-Time/Post-Built definition for configuration parameters partly changed • Re-entrant interface call allowed for certain APIs • Support of AUTOSAR BSW Scheduler added • Support of memory mapping added • Configuration container structure reworked • Various of clarification extensions and corrections
2006-05-16	2.0.0	AUTOSAR Administration	Second Release
2005-05-31	1.0.0	AUTOSAR Administration	Initial Release

Disclaimer

This work (specification and/or software implementation) and the material contained in it, as released by AUTOSAR, is for the purpose of information only. AUTOSAR and the companies that have contributed to it shall not be liable for any use of the work.

The material contained in this work is protected by copyright and other types of intellectual property rights. The commercial exploitation of the material contained in this work requires a license to such intellectual property rights.

This work may be utilized or reproduced without any modification, in any form or by any means, for informational purposes only. For any other purpose, no part of the work may be utilized or reproduced, in any form or by any means, without permission in writing from the publisher.

The work has been developed for automotive applications only. It has neither been developed, nor tested for non-automotive applications.

The word AUTOSAR and the AUTOSAR logo are registered trademarks.

Table of Contents

1	Introduction and functional overview	10
2	Acronyms and Abbreviations	13
3	Related documentation	15
3.1	Input documents & related standards and norms	15
3.2	Related specification	16
4	Constraints and assumptions	17
4.1	Limitations	17
4.2	Applicability to car domains	17
5	Dependencies to other modules	18
5.1	Upper Protocol Layers	19
5.2	Initialization: Ecu State Manager	19
5.3	Mode Control: CAN State Manager	19
5.4	Lower layers: CAN Driver	19
5.5	Lower layers: CAN Transceiver Driver	20
5.6	Configuration	21
5.7	File structure	22
5.7.1	Code file structure	22
5.7.2	Header file structure	22
6	Requirements Tracing	26
7	Functional specification	31
7.1	General Functionality	31
7.2	Hardware object handles	32
7.3	Static L-PDUs	34
7.4	Dynamic L-PDUs	35
7.4.1	Dynamic Transmit L-PDUs	36
7.4.2	Dynamic receive L-PDUs	37
7.5	Physical channel view	37
7.6	CAN Hardware Unit	39
7.7	BasicCAN and FullCAN reception	40
7.8	Initialization	42
7.9	Transmit request	42
7.10	Transmit data flow	43
7.11	Transmit buffering	44
7.11.1	General behavior	44
7.11.2	Buffer characteristics	45
7.11.2.1	Storage of L-PDUs in the transmit L-PDU buffer	46
7.11.2.2	Clearance of transmit L-PDU buffers	47
7.11.2.3	Initialization of transmit L-PDU buffers	48
7.11.3	Data integrity of transmit L-PDU buffers	48

7.12	Transmit confirmation	48
7.13	Receive data flow	49
7.14	Receive indication	52
7.15	Read received data	53
7.16	Read Tx/Rx notification status	54
7.17	Data integrity	54
7.18	CAN Controller Mode	55
7.18.1	General Functionality	55
7.18.2	CAN Controller Operation Modes	56
7.18.3	Controller Mode Transitions	57
7.18.4	Wake-up	58
7.18.4.1	Wake-up detection	58
7.18.4.2	Wake-up Validation	58
7.19	PDU channel mode control	60
7.19.1	PDU channel groups	60
7.19.2	PDU channel modes	61
7.19.2.1	CANIF_OFFLINE	61
7.19.2.2	CANIF_ONLINE	63
7.19.2.3	CANIF_OFFLINE_ACTIVE	63
7.20	Software receive filter	63
7.20.1	Software filtering concept	64
7.20.2	Software filter algorithms	65
7.21	Data Length Check	65
7.22	L-SDU dispatcher to upper layers	66
7.23	Polling mode	66
7.24	Multiple CAN Driver support	67
7.24.1	Transmit requests by using multiple CAN Drivers	67
7.24.2	Notification mechanism using multiple CAN Drivers	69
7.25	Partial Networking	71
7.26	CAN FD Support	72
7.27	Error classification	73
7.27.1	Development Errors	73
7.27.2	Runtime Errors	73
7.27.3	Transient Faults	74
7.27.4	Production Errors	74
7.27.5	Extended Production Errors	74
7.28	Error detection	74
7.29	Error notification	74
8	API specification	75
8.1	Imported types	75
8.2	Type definitions	75
8.2.1	CanIf_ConfigType	75
8.2.2	CanIf_PduModeType	76
8.2.3	CanIf_NotifStatusType	76
8.3	Function definitions	77

8.3.1	CanIf_Init	77
8.3.2	CanIf_DelInit	77
8.3.3	CanIf_SetControllerMode	78
8.3.4	CanIf_GetControllerMode	79
8.3.5	CanIf_GetControllerErrorState	80
8.3.6	CanIf_Transmit	81
8.3.7	CanIf_CancelTransmit	83
8.3.8	CanIf_ReadRxPduData	83
8.3.9	CanIf_ReadTxNotifStatus	85
8.3.10	CanIf_ReadRxNotifStatus	85
8.3.11	CanIf_SetPduMode	86
8.3.12	CanIf_GetPduMode	87
8.3.13	CanIf_GetVersionInfo	88
8.3.14	CanIf_SetDynamicTxId	89
8.3.15	CanIf_SetTrcvMode	90
8.3.16	CanIf_GetTrcvMode	91
8.3.17	CanIf_GetTrcvWakeupReason	92
8.3.18	CanIf_SetTrcvWakeupMode	94
8.3.19	CanIf_CheckWakeup	95
8.3.20	CanIf_CheckValidation	96
8.3.21	CanIf_GetTxConfirmationState	97
8.3.22	CanIf_ClearTrcvWufFlag	98
8.3.23	CanIf_CheckTrcvWakeFlag	99
8.3.24	CanIf_SetBaudrate	100
8.3.25	CanIf_SetIcomConfiguration	100
8.4	Callback notifications	101
8.4.1	CanIf_TriggerTransmit	101
8.4.2	CanIf_TxConfirmation	102
8.4.3	CanIf_RxIndication	104
8.4.4	CanIf_ControllerBusOff	105
8.4.5	CanIf_ConfirmPnAvailability	106
8.4.6	CanIf_ClearTrcvWufFlagIndication	107
8.4.7	CanIf_CheckTrcvWakeFlagIndication	108
8.4.8	CanIf_ControllerModeIndication	109
8.4.9	CanIf_TrcvModeIndication	110
8.4.10	CanIf_CurrentIcomConfiguration	111
8.5	Scheduled functions	111
8.6	Expected interfaces	112
8.6.1	Mandatory interfaces	112
8.6.2	Optional interfaces	112
8.6.3	Configurable interfaces	114
8.6.3.1	<User_TriggerTransmit>	114
8.6.3.2	<User_TxConfirmation>	116
8.6.3.3	<User_RxIndication>	117
8.6.3.4	<User_ValidateWakeupEvent>	119
8.6.3.5	<User_ControllerBusOff>	121

8.6.3.6	<User_ConfirmPnAvailability>	122
8.6.3.7	<User_ClearTrcvWufFlagIndication>	123
8.6.3.8	<User_CheckTrcvWakeFlagIndication>	124
8.6.3.9	<User_ControllerModeIndication>	125
8.6.3.10	<User_TrvcModeIndication>	127
9	Sequence diagrams	129
9.1	Transmit request (single CAN Driver)	129
9.2	Transmit request (multiple CAN Drivers)	130
9.3	Transmit confirmation (interrupt mode)	132
9.4	Transmit confirmation (polling mode)	133
9.5	Transmit confirmation (with buffering)	134
9.6	Transmit Cancelation	135
9.7	Trigger Transmit Request	137
9.8	Receive indication (interrupt mode)	139
9.9	Receive indication (polling mode)	141
9.10	Read received data	143
9.11	Start CAN network	145
9.12	BusOff notification	147
9.13	BusOff recovery	148
10	Configuration specification	150
10.1	Containers and configuration parameters	150
10.1.1	CanIf	151
10.1.2	CanIfPrivateCfg	153
10.1.3	CanIfPublicCfg	155
10.1.4	CanIfInitCfg	164
10.1.5	CanIfTxPduCfg	168
10.1.6	CanIfRxPduCfg	177
10.1.7	CanIfRxPduCanIdRange	184
10.1.8	CanIfDispatchCfg	184
10.1.9	CanIfCtrlCfg	194
10.1.10	CanIfCtrlDrvCfg	197
10.1.11	CanIfTrcvDrvCfg	198
10.1.12	CanIfTrcvCfg	199
10.1.13	CanIfInitHohCfg	201
10.1.14	CanIfHthCfg	202
10.1.15	CanIfHrhCfg	203
10.1.16	CanIfHrhRangeCfg	206
10.1.17	CanIfBufferCfg	209
A	Not applicable requirements	212

1 Introduction and functional overview

This specification describes the functionality, API and the configuration for the AUTOSAR Basic Software module CAN Interface.

As depicted in [Figure 1.1](#) the CAN Interface module is located between the low level CAN device drivers (CAN Driver [1] and Transceiver Driver [2]) and the upper communication service layers (i.e. CAN State Manager [3], CAN Network Management [4], CAN Transport Protocol [5], PDU Router [6]). It represents the interface to the services of the CAN Driver for the upper communication layers.

The CAN Interface module provides a unique interface to manage different CAN hardware device types like CAN Controllers and CAN Transceivers used by the defined ECU hardware layout. Thus multiple underlying internal and external CAN Controllers/CAN Transceivers can be controlled by the CAN State Managers module based on a physical CAN channel related view.

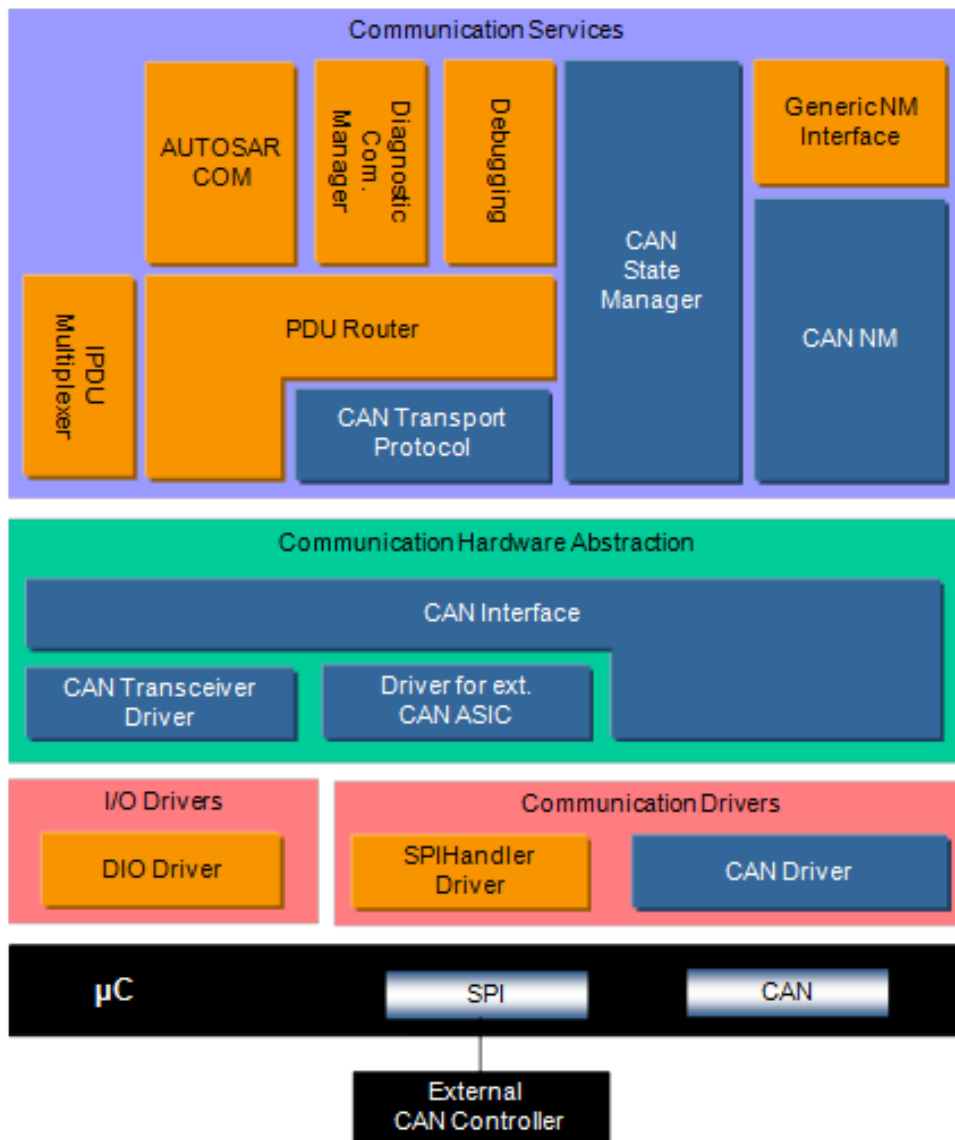


Figure 1.1: AUTOSAR CAN Layer Model (see [7])

The CAN Interface module consists of all CAN hardware independent tasks, which belongs to the CAN communication device drivers of the corresponding ECU. Those functionality is implemented once in the CAN Interface module, so that underlying CAN device drivers only focus on access and control of the corresponding specific CAN hardware device.

`CanIf` fulfils main control flow and data flow requirements of the PDU Router and upper layer communication modules of the AUTOSAR COM stack: *transmit request processing*, *transmit confirmation / receive indication / error notification* and *start / stop* of a `CAN Controller` and thus *waking up / participating on a network*. Its data processing and notification API is based on `CAN L-SDUs`, whereas APIs for control and mode handling provides a `CAN Controller` related view.

In case of `Transmit Requests` `CanIf` completes the `L-PDU` transmission with corresponding parameters and relays the `CAN L-PDU` via the appropriate `CanDrv` to the

CAN Controller. At reception **CanIf** distributes the **Received L-PDUs** as **L-SDUs** to the upper layer. The assignment between **Receive L-SDU** and upper layer is statically configured. At transmit confirmation **CanIf** is responsible for the notification of upper layers about successful transmission.

The CAN Interface module provides CAN communication abstracted access to the CAN Driver and CAN Transceiver Driver services for control and supervision of the CAN network. The CAN Interface forwards downwards the status change requests from the CAN State Manager to the lower layer CAN device drivers, and upwards the CAN Driver / CAN Transceiver Driver events are forwarded by the CAN Interface module to e.g. the corresponding NM module.

2 Acronyms and Abbreviations

The glossary below includes acronyms and abbreviations relevant to the CAN Interface module that are not included in the [8, AUTOSAR glossary].

Abbreviation / Acronym:	Description:
CAN L-PDU	CAN Protocol Data Unit. Consists of an identifier, Data Length and data (SDU) Visible to the CAN driver.
CAN L-SDU	CAN Service Data Unit. Data that are transported inside the CAN L-PDU. Visible to the upper layers of the CAN interface (e.g. PDU Router).
CanDrv	CAN Driver module
CAN FD	CAN with Flexible Data-Rate
CanId	CAN Identifier
CanIf	CAN Interface module
CanNm	CAN Network Management module
CanSm	CAN State Manager module
CanTp	CAN Transport Layer module
CanTrcv	CAN Transceiver Driver module
CanTSyn	Global Time Synchronization over CAN
ComM	Communication Manager module
DCM	Diagnostic Communication Manager module
EcuM	ECU State Manager module
HOH	CAN hardware object handle
HRH	CAN hardware receive handle
HTH	CAN hardware transmit handle
J1939Nm	J1939 Network Management module
J1939Tp	J1939 Transport Layer module
PduR	PDU Router module
PN	Partial Networking
SchM	Scheduler Module

Abbreviation / Acronym:	Description:
Buffer	Fixed sized memory area for a single data unit (e.g. CAN ID, Data Length, SDU, etc.) is stored at a dedicated memory address in RAM.
CAN communication matrix	Describes the complete CAN network: <ul style="list-style-type: none"> • Participating nodes • Definition of all CAN PDUs (Identifier, Data Length) • Source and Sinks for PDUs
CAN Controller	A CAN Controller is a CPU on-chip or external standalone hardware device. One CAN Controller is connected to one physical channel.
CAN Device Driver	Generic term of CAN Driver and CAN Transceiver Driver.
CAN Hardware Unit	A CAN Hardware Unit may consist of one or multiple CAN Controllers of the same type and one, two or multiple CAN RAM areas. The CAN Hardware Unit is located on-chip or as external device. The CAN hardware unit is represented by one CAN Driver.

CanIf Controller mode state machine	This is not really a state machine, which may be influenced by transmission requests. This is an image of the current abstracted state of an appropriate CAN Controller. The state transitions can only be realized by upper layer modules like the CanSm or by external events like e.g. if a BusOff occurred.
CanIf Receive L-PDU / CanIf Rx L-PDU	L-PDU of which the direction is set to "lower to upper layer".
CanIf Receive L-PDU buffer / CanIfRxBuffer	Single element RAM buffer located in the CAN Interface module to store whole receive L-PDUs.
CanIf Transmit L-PDU / CanIf Tx L-PDU	L-PDU of which the direction is set to "upper to lower layer".
CanIf Transmit L-PDU buffer / CanIfTxBuffer	Single CanIfTxBuffer element located in the CanIf to store one or multiple CanIf Tx L-PDUs. If the buffersize of a single CanIfTxBuffer element is set to 0, a CanIfTxBuffer element is only used to refer a HTH.
Hardware object / HW object	A CAN hardware object is defined as a PDU buffer inside the CAN RAM of the CAN Hardware Unit / CAN Controller.
Hardware Receive Handle (HRH)	The Hardware Receive Handle (HRH) is defined and provided by the CAN Driver. Each HRH typically represents just one hardware object. The HRH is used as a parameter by the CAN Interface Layer for i.e. software filtering.
Hardware Transmit Handle (HTH)	The Hardware Transmit Handle (HTH) is defined and provided by the CAN Driver. Each HTH typically represents just one or multiple CAN hardware objects that are configured as CAN hardware transmit buffer pool.
Inner priority inversion	Transmission of a high-priority L-PDU is prevented by the presence of a pending low-priority L-PDU in the same transmit hardware object.
Integration Code	Code that the Integrator needs to add to an AUTOSAR System, to adapt non-standardized functionalities. Examples are Callouts of the ECU State Manager and Callbacks of various other BSW modules. The I/O Hardware Abstraction is called Integration Code, too.
Lowest In - First Out / LOFO	This is a data storage procedure, whereas always the elements with the lowest values will be extracted.
L-PDU channel group	Group of CAN L-PDUs, which belong to just one underlying network. Usually they are handled by one upper layer module.
Outer priority inversion	A time gap occurs between two consecutive transmit L-PDUs. In this case a lower priority L-PDU from another node can prevent sending the own higher priority L-PDU. Here the higher priority L-PDU cannot participate in arbitration during network access because the lower priority L-PDU already won the arbitration.
Physical channel	A physical channel represents an interface from a CAN Controller to the CAN Network. Different physical channels of the CAN Hardware Unit may access different networks.
Tx request	Transmit request to the CAN Interface module from a upper layer module of the CanIf

3 Related documentation

3.1 Input documents & related standards and norms

Bibliography

- [1] Specification of CAN Driver
AUTOSAR_SWS_CANDriver
- [2] Specification of CAN Transceiver Driver
AUTOSAR_SWS_CANTransceiverDriver
- [3] Specification of CAN State Manager
AUTOSAR_SWS_CANStateManager
- [4] Specification of CAN Network Management
AUTOSAR_SWS_CANNetworkManagement
- [5] Specification of CAN Transport Layer
AUTOSAR_SWS_CANTransportLayer
- [6] Specification of PDU Router
AUTOSAR_SWS_PDURouter
- [7] Layered Software Architecture
AUTOSAR_EXP_LayeredSoftwareArchitecture
- [8] Glossary
AUTOSAR_TR_Glossary
- [9] General Specification of Basic Software Modules
AUTOSAR_SWS_BSWGeneral
- [10] General Requirements on Basic Software Modules
AUTOSAR_SRS_BSWGeneral
- [11] Requirements on CAN
AUTOSAR_SRS_CAN
- [12] ISO 11898-1:2003 – Road vehicles – Controller area network (CAN)
- [13] Specification of ECU State Manager
AUTOSAR_SWS_ECUStateManager
- [14] Specification of ECU Configuration
AUTOSAR_TPS_ECUConfiguration

3.2 Related specification

AUTOSAR provides a General Specification on Basic Software modules [9, SWS BSW General], which is also valid for CAN Interface.

Thus, the specification SWS BSW General shall be considered as additional and required specification for CAN Interface.

4 Constraints and assumptions

4.1 Limitations

The CAN Interface can be used for CAN communication only and is specifically designed to operate with one or multiple underlying CAN Drivers and CAN Transceiver Drivers. Several CAN Driver modules covering different CAN Hardware Units are represented by just one generic interface as specified in the CAN Driver specification [1]. As well in the same manner several CAN Transceiver Driver modules covering different CAN Transceiver devices are represented by just one generic interface as specified in the CAN Transceiver Driver specification [2, Specification of CAN Transceiver Driver]. Other protocols than CAN (i.e. LIN or FlexRay) are not supported.

Please be aware that an active PnTxFilter ensures that the first messages on bus is CanIfTxPduPnFilterPdu. In case that CanIfTxPduPnFilterPdu is the NM-PDU the COM-Stack start up takes care that the PduGroups are disabled until successful transmission of that PDU. However, transmit requests for other PDUs (i.e. initially started PDUs, TP-PDUs, XCP-PDUs) will be rejected until the configured PDU was sent. Only the very first PDU which initiates the Wake-up of the Network has to be the CanIfTxPduPnFilterPdu. In case communication is ongoing and there is an successful reception of frame with PnTxFilter enabled, PnTxFilter shall be disabled. The PnTxFilter is in this case not needed since an Ack will be provided by an already active Node.

4.2 Applicability to car domains

The CAN Interface can be used for all domain applications when the CAN protocol is used.

5 Dependencies to other modules

This section describes the relations to other modules within the AUTOSAR basic software architecture. It contains brief descriptions of configuration information and services, which are required by the CAN Interface Layer from other modules (see Figure 5.1).

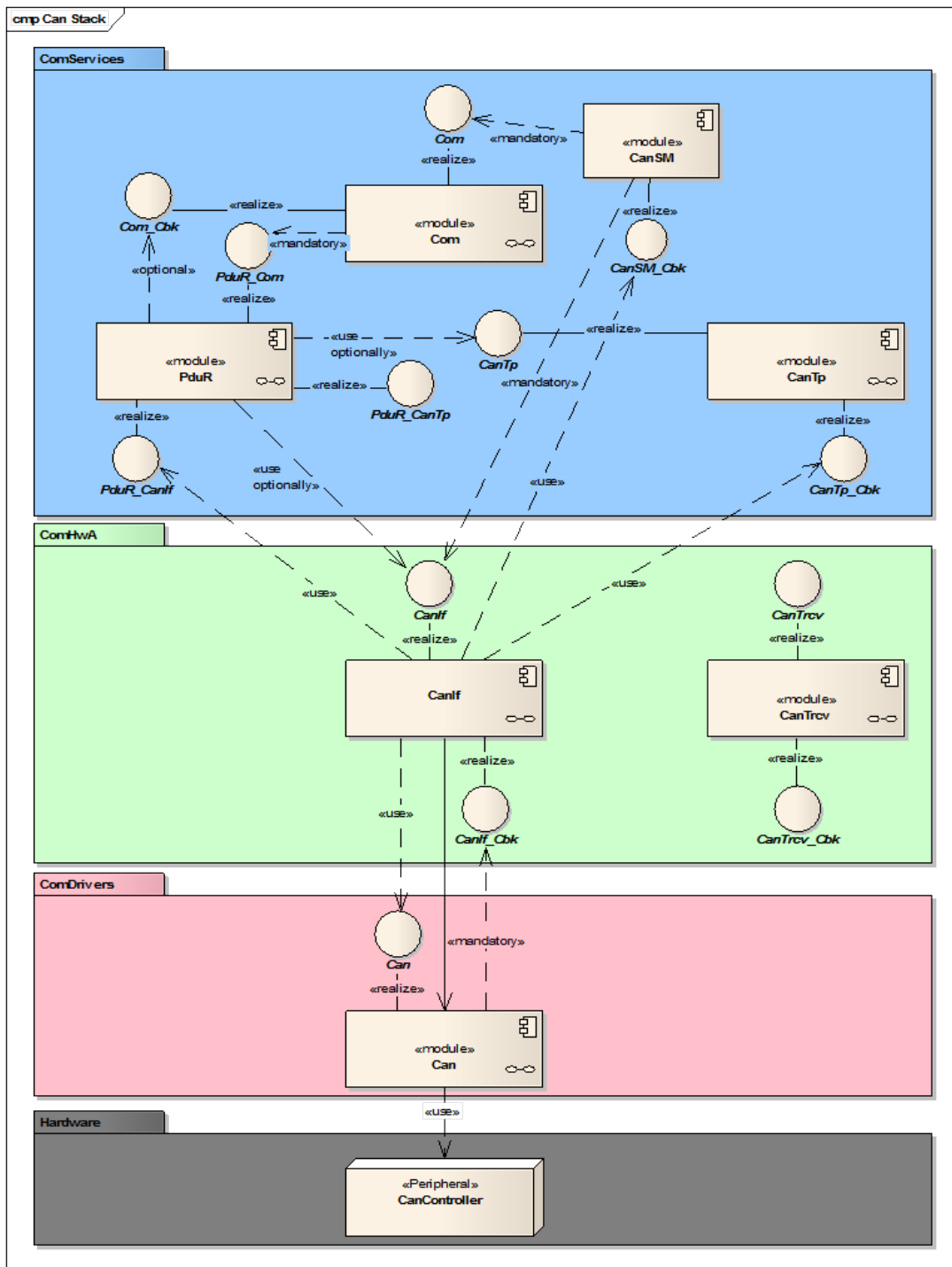


Figure 5.1: CANIF dependencies in AUTOSAR BSW

5.1 Upper Protocol Layers

Inside the AUTOSAR BSW architecture the upper layers of the CAN Interface module (Abbr.: *CanIf*) are represented by the PDU Router module (Abbr.: *PduR*), CAN Network Management module (Abbr.: *CanNm*), CAN Transport Layer module (Abbr.: *CanTp*), CAN State Manager module (Abbr.: *CanSm*), ECU State Manager module (Abbr.: *EcuM*), Complex Driver modules (Abbr.: *CDD*), Universal Calibration Protocol module (Abbr.: *XCP*), Global Time Synchronization over CAN (Abbr.: *CanTSyn*), J1939 Transport Layer module (Abbr.: *J1939Tp*) and J1939 Network Management module (Abbr.: *J1939Nm*).

The AUTOSAR BSW architecture indicates that the application data buffers are located in the upper layer, to which they belong. Direct access to these buffers is prohibited. The buffer location is passed by the *CanIf* from or to the CAN Driver module (Abbr.: *CanDrv*) during transmission and reception. During execution of these transmission/reception indication services buffer location is passed. Data integrity is guaranteed by use of lock mechanisms each time the buffer has been accessed. See [section 7.17 “Data integrity”](#).

The API used by the *CanIf* consists of notification services as basic agents for the transfer of CAN related data (i.e. Data Length) to the target upper layer. The call parameters of these services points to the information buffered in the *CanDrv* or they refer directly to the CAN Hardware.

5.2 Initialization: Ecu State Manager

The *EcuM* initializes the *CanIf* (refer to [3, Specification of ECU State Manager]).

5.3 Mode Control: CAN State Manager

The *CanSm* module is responsible for mode control management of all supported CAN Controllers and CAN Transceivers.

5.4 Lower layers: CAN Driver

The main lower layer CAN device driver is represented by the *CanDrv* (see [1, Specification of CAN Driver]). The *CanIf* has a close relation to the *CanDrv* as a result of its position in the AUTOSAR Basic Software Architecture.

The *CanDrv* provides a hardware abstracted access to the CAN Controller only, but control of operation modes is done in *CanSm* only.

The *CanDrv* detects and processes events of the CAN Controllers and notifies those to the *CanIf*.

The CanIf passes operation mode requests of the CanSm to the corresponding underlying CAN Controllers.

CanDrv provides a normalized L-PDU to ensure hardware independence of CanIf. The pointer to this normalized L-PDU points either to a temporary buffer (for e.g. data normalizing) or to the CAN hardware dependent CanDrv. For CanIf the kind of L-PDU buffer is invisible.

The CanIf provides notification services used by the CanDrv in all notifications scenarios, for example: *transmit confirmation* (subsection 8.4.2 “CanIf_TxConfirmation”, see [SWS_CANIF_00007]), *receive indication* (subsection 8.4.3 “CanIf_RxIndication”, see [SWS_CANIF_00006]), *transmit cancellation notification* (subsection 8.4.4 “CanIf_ControllerBusOff”, see [SWS_CANIF_00218]) and *notification of a controller mode change* (subsection 8.4.8, see [SWS_CANIF_00699]).

In case of using multiple CanDrv serving different interrupt vectors these callback services mentioned above must be re-entrant, refer to section 7.24 “Multiple CAN Driver support”. Reentrancy of callback functions is specified in section 8.4.

The callback services called by the CanDrv are declared and implemented inside the CanIf. The callback services called by the CanIf are declared and placed inside the appropriate upper communication service layer, for example PduR, CanNm, CanTp. The CanIf structure is specified in section 5.7 “File structure”.

The number of configured CAN Controllers does not necessarily belong to the number of used CAN Transceivers. In case multiple CAN Controllers of a different types operate on the same CAN network, one CAN Transceiver and CanTrcv is sufficient, whereas dependent to the type of the CAN Controller devices one or two different CanDrv are needed (see section 7.5 “Physical channel view”).

5.5 Lower layers: CAN Transceiver Driver

The second available lower layer CAN device driver is represented by the CanTrcv (see [2, Specification of CAN Transceiver Driver]).

Each CanTrcv itself does operation mode control of the CAN Transceiver device. The CanIf just maps all APIs of several underlying CanTrcvs to a unique one, thus CanSm is able to trigger a transition of the corresponding CAN Transceiver modes. No control or handling functionality belonging to CanTrcv is done inside the CanIf.

The CanIf maps the following services of all underlying CanTrcvs to one unique interface. These are further described in the CAN Transceiver Driver SWS (see [2, Specification of CAN Transceiver Driver]):

- Unique CanTrcv mode request and read services to manage the operation modes of each underlying CAN Transceiver device.
- Read service for CAN Transceiver *wake up reason* support.

- Mode request service to *enable/disable/clear* wake up event state of each used CAN transceiver (`CanIf_SetTrcvMode()`, see [SWS_CANIF_00287]).

5.6 Configuration

The `CanIf` design is optimized to manage CAN protocol specific capabilities and handling of the used underlying CAN Controller.

The `CanIf` is capable to change the CAN configuration without a *re-build*. Therefore, the function `CanIf_Init()` (see [SWS_CANIF_00001]) retrieves the required CAN configuration information from configuration containers and parameters, which are specified (linked as references, or additional parameters) in [chapter 10](#), see [Figure 10.1](#).

This section gives a summary of the retrieved information, e.g.:

- Number of CAN Controllers. The number of CAN Controllers is necessary for dispatching of transmit and receive L-PDUs and for the control of the status of the available CAN Drivers (see `CanIfCanControllerIdRef`).
- Number of Hardware Object Handles. To supervise transmit requests the CAN Interface needs to know the number of HTHs and the assignments between each HTH and the corresponding CAN Controller (see `CANIF_HTH_CAN_CONTROLLER_ID_REF`, *ECUC_CanIf_00625*; `CANIF_HTH_ID_SYMREF`, *ECUC_CanIf_00627*).
- Range of received CAN IDs passing hardware acceptance filter for each hardware object. The CAN Interface uses fixed assignments between HRHs and L-PDUs to be received in the corresponding hardware object to conduct a search algorithm (see [section 7.20 “Software receive filter”](#), see `CANIF_SOFTWARE_FILTER_HRH`, `CANIF_HRH_CAN_CONTROLLER_ID_REF`, `CANIF_HRH_ID_SYMREF`, *ECUC_CanIf_00634*)

`CanIf` needs information about all used upper communication service layers and L-SDUs to be dispatched. The following information has to be set up at configuration time for integration of `CanIf` inside the AUTOSAR COM stack:

- Transmitting upper layer module and transmit *I-PDU* for each transmit L-SDU.
=> Used for dispatching of transmit confirmation services
(see `CanIfTxPduId`).
- Receiving upper layer module and receive *I-PDU* for each receive L-SDU.
=> Used for L-SDU dispatching during receive indication
(see `CanIfRxPduId`).

The `CanIf` needs the description of the controller and the own ECU, which is connected to one or multiple CAN networks. The following information is therefore retrieved from the CAN communication matrix, part of the AUTOSAR system configuration (see containers: `CanIfTxPduConfig`, *ECUC_CanIf_00248*; `CanIfRxPduConfig`, *ECUC_CanIf_00249*):

- All L-PDUs received on each physical channel of this ECU.
=> Used for software filtering and receive L-SDU dispatch
- All L-SDUs that shall be transmitted by each physical channel on this ECU.
=> Used for the transmit request and Transmit L-PDU dispatch
- Properties of these L-PDUs (ID, Data Length).
=> Used for software filtering, receive indication services, Data Length Check
- Transmitter for each transmitted L-SDU (i.e. PduR, CanNm, CanTp).
=> Used for the transmit confirmation services
- Receiver for each receive L-SDU (i.e. PduR, CanNm, CanTp)
=> Used for the L-PDU dispatch
- Symbolic L-PDU/L-SDU name.
=> Used for the representation of Rx/Tx data buffer addresses

5.7 File structure

5.7.1 Code file structure

[SWS_CANIF_00377] [*CanIf* shall access the location of the API of all used underlying *CanDrvs* for pre-compile time configuration either by using of external declaration in includes of all *CanDrvs* public header files `can_<x>.h` or by the code file `CanIf_Cfg.c`.]()

[SWS_CANIF_00378] [*CanIf* shall access the location of the API of all used underlying *CanDrvs* for link time configuration by a set of function pointers for each *CanDrv*.]()

The values for the function pointers for each *CanDrv* are given at link time.

Rationale for **[SWS_CANIF_00377]** and **[SWS_CANIF_00378]**: The API of all used underlying *CanDrv* must be known at the latest at *link time*.

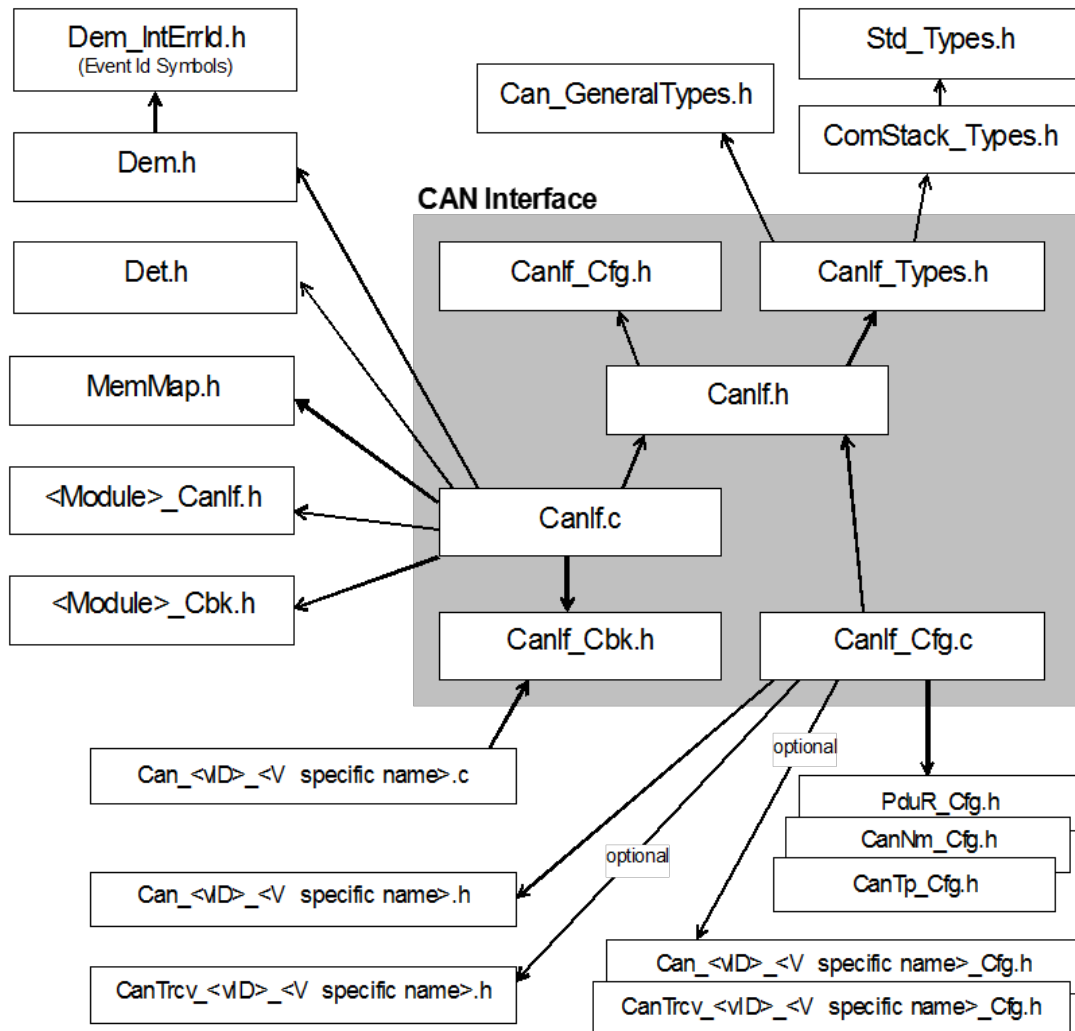
The include file structure can be constructed as shown in [Figure 5.2](#).

5.7.2 Header file structure

[SWS_CANIF_00672] [The header file `CanIf.h` only contains extern declarations of constants, global data and services that are specified in *CanIf*.]()

Constants, global data types and functions that are only used by *CanIf* internally, are declared within `CanIf.c`.

[SWS_CANIF_00643] [The generic type definitions of `CanIf` which are described in section 8.2 shall be performed in the header file `CanIf_Types.h`. This file has to be included in the header file `CanIf.h`.]()



Description:

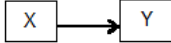
- >  This means that file X includes file Y.
- > 'V' stands for Vendor: <vID> = <vendorID>; <V specific name> = <Vendor specific name>

Figure 5.2: Code and include file structure

[SWS_CANIF_00463] [`CanIf` include the header files `<Module>.h` according to Table 5.1.]()

`Can_<vendorID>_<Vendor specific name><driver abbreviation>.h` for services and type definitions of the `CanDrv` (e.g.: `Can_99_Ext1.h`, `Can_99_Ext2.h`)

`CanTrcv_<vendorID>_<Vendor specific name><driver abbreviation>.h` for services and type definitions of the `CanTrcv` (e.g.: `CanTrcv_99_Ext1.h`)

Can_GeneralTypes.h	for general CAN stack type declarations
ComStack_Types.h	for COM related type definitions
MemMap.h	for accessing the module specific functionality provided by the BSW Memory Mapping

Table 5.1: CanIf include header files

Note: The following header files are indirectly included by `ComStack_Types.h`:

Std_Types.h	for AUTOSAR standard types
Platform_Types.h	for platform specific types
Compiler.h	for compiler specific language extensions

[SWS_CANIF_00208] [`CanIf` shall include the header files `<Module>_CanIf.h` of those upper layer modules, from which declarations of only `CanIf` specific API services or type definitions are needed according to Table 5.2.]([SRS_BSW_00415](#))

PduR_CanIf.h	for services and callback declarations of the <code>PduR</code>
SchM_CanIf.h	for services and callback declarations of the <code>SchM</code>

Table 5.2: CanIf include header files upper layer CanIf specific API services or type definitions

[SWS_CANIF_00233] [`CanIf` shall include the header files `<Module>_Cbk.h`, in which the callback functions called by `CanIf` at the upper layers are declared according to Table 5.3.]()

CanSM_Cbk.h	for callback declarations of the <code>CanSm</code>
CanNm_Cbk.h	for callback declarations of the <code>CanNm</code>
CanTp_Cbk.h	for callback declarations of the <code>CanTp</code>
EcuM_Cbk.h	for callback declarations of the <code>EcuM</code>
<CDD>_Cbk.h	for callback declarations of <code>CDD</code> ; <CDD> is configurable via parameter <code>CANIF_CDD_HEADERFILE</code> (see ECUC_CanIf_00671)
Xcp_Cbk.h	for callback declarations of the <code>XCP</code>
CanTSyn_Cbk.h	for callback declarations of the <code>CanTSyn</code>
J1939Tp_Cbk.h	for callback declarations of the <code>J1939Tp</code>
J1939Nm_Cbk.h	for callback declarations of the <code>J1939Nm</code>

Table 5.3: CanIf include header files upper layer callback functions

[SWS_CANIF_00280] [`CanIf` shall include the header files `<Module>.h`, which contain the configuration data used by `CanIf` according to Table 5.4.]()

Can_<vendorID>_<Vendor specific name><driver abbreviation>.h	for configuration data of <code>CanDrv</code> (e.g.: <code>Can_99_Ext1.h</code>)
CanTrcv_<Vendor Id>_<Vendor specific name><driver abbreviation>.h	for configuration data of <code>CanTrcv</code> (e.g.: <code>CanTrcv_99_Ext1.h</code>)
PduR.h	for PduR configuration data (e.g. PduR target PDU Ids)
CanNm.h	for CanNm configuration data (e.g. CanNm target PDU Ids)
CanTp.h	for CanTp configuration data (e.g. CanTp target PDU Ids)
Xcp.h	for XCP configuration data (e.g. XCP target PDU Ids)

J1939Tp.h	for J1939Tp configuration data (e.g. J1939Tp target PDU Ids)
J1939Nm.h	for J1939Nm configuration data (e.g. J1939Nm target PDU Ids)

Table 5.4: CanIf include header files configuration data

6 Requirements Tracing

The following tables references the requirements specified in [10] as well as [11] and links to the fulfillment of these. Please note that if column 'Satisfied by' is empty for a specific requirement this means that this requirement is not fulfilled by this document.

Requirement	Description	Satisfied by
[SRS_BSW_00007]	All Basic SW Modules written in C language shall conform to the MISRA C 2012 Standard.	[SWS_CANIF_00999]
[SRS_BSW_00010]	The memory consumption of all Basic SW Modules shall be documented for a defined configuration for all supported platforms.	[SWS_CANIF_00999]
[SRS_BSW_00101]	The Basic Software Module shall be able to initialize variables and hardware in a separate initialization function	[SWS_CANIF_00001]
[SRS_BSW_00159]	All modules of the AUTOSAR Basic Software shall support a tool based configuration	[SWS_CANIF_00999]
[SRS_BSW_00164]	The Implementation of interrupt service routines shall be done by the Operating System, complex drivers or modules	[SWS_CANIF_00999]
[SRS_BSW_00167]	All AUTOSAR Basic Software Modules shall provide configuration rules and constraints to enable plausibility checks	[SWS_CANIF_00999]
[SRS_BSW_00168]	SW components shall be tested by a function defined in a common API in the Basis-SW	[SWS_CANIF_00999]
[SRS_BSW_00170]	The AUTOSAR SW Components shall provide information about their dependency from faults, signal qualities, driver demands	[SWS_CANIF_00999]
[SRS_BSW_00172]	The scheduling strategy that is built inside the Basic Software Modules shall be compatible with the strategy used in the system	[SWS_CANIF_00999]
[SRS_BSW_00306]	AUTOSAR Basic Software Modules shall be compiler and platform independent	[SWS_CANIF_00999]
[SRS_BSW_00307]	Global variables naming convention	[SWS_CANIF_00999]
[SRS_BSW_00308]	AUTOSAR Basic Software Modules shall not define global data in their header files, but in the C file	[SWS_CANIF_00999]
[SRS_BSW_00309]	All AUTOSAR Basic Software Modules shall indicate all global data with read-only purposes by explicitly assigning the const keyword	[SWS_CANIF_00999]
[SRS_BSW_00312]	Shared code shall be reentrant	[SWS_CANIF_00064]

[SRS_BSW_00323]	All AUTOSAR Basic Software Modules shall check passed API parameters for validity	[SWS_CANIF_00311] [SWS_CANIF_00313] [SWS_CANIF_00319] [SWS_CANIF_00320] [SWS_CANIF_00325] [SWS_CANIF_00326] [SWS_CANIF_00331] [SWS_CANIF_00336] [SWS_CANIF_00341] [SWS_CANIF_00346] [SWS_CANIF_00352] [SWS_CANIF_00353] [SWS_CANIF_00364] [SWS_CANIF_00398] [SWS_CANIF_00404] [SWS_CANIF_00410] [SWS_CANIF_00416] [SWS_CANIF_00417] [SWS_CANIF_00419] [SWS_CANIF_00429] [SWS_CANIF_00535] [SWS_CANIF_00536] [SWS_CANIF_00537] [SWS_CANIF_00538] [SWS_CANIF_00648] [SWS_CANIF_00649] [SWS_CANIF_00650] [SWS_CANIF_00652] [SWS_CANIF_00656] [SWS_CANIF_00657] [SWS_CANIF_00774] [SWS_CANIF_00860] [SWS_CANIF_00869] [SWS_CANIF_00872] [SWS_CANIF_00873] [SWS_CANIF_00898] [SWS_CANIF_00899]
[SRS_BSW_00325]	The runtime of interrupt service routines and functions that are running in interrupt context shall be kept short	[SWS_CANIF_00135]
[SRS_BSW_00328]	All AUTOSAR Basic Software Modules shall avoid the duplication of code	[SWS_CANIF_00999]
[SRS_BSW_00330]	It shall be allowed to use macros instead of functions where source code is used and runtime is critical	[SWS_CANIF_00999]
[SRS_BSW_00334]	All Basic Software Modules shall provide an XML file that contains the meta data	[SWS_CANIF_00999]
[SRS_BSW_00336]	Basic SW module shall be able to shutdown	[SWS_CANIF_00999] [SWS_CANIF_91002]
[SRS_BSW_00341]	Module documentation shall contains all needed informations	[SWS_CANIF_00999]
[SRS_BSW_00348]	All AUTOSAR standard types and constants shall be placed and organized in a standard type header file	[SWS_CANIF_00142]

[SRS_BSW_00353]	All integer type definitions of target and compiler specific scope shall be placed and organized in a single type header	[SWS_CANIF_00142]
[SRS_BSW_00358]	The return type of init() functions implemented by AUTOSAR Basic Software Modules shall be void	[SWS_CANIF_00001]
[SRS_BSW_00361]	All mappings of not standardized keywords of compiler specific scope shall be placed and organized in a compiler specific type and keyword header	[SWS_CANIF_00142]
[SRS_BSW_00373]	The main processing function of each AUTOSAR Basic Software Module shall be named according the defined convention	[SWS_CANIF_00999]
[SRS_BSW_00378]	AUTOSAR shall provide a boolean type	[SWS_CANIF_00999]
[SRS_BSW_00405]	BSW Modules shall support multiple configuration sets	[SWS_CANIF_00001]
[SRS_BSW_00407]	Each BSW module shall provide a function to read out the version information of a dedicated module implementation	[SWS_CANIF_00158]
[SRS_BSW_00411]	All AUTOSAR Basic Software Modules shall apply a naming rule for enabling/disabling the existence of the API	[SWS_CANIF_00158]
[SRS_BSW_00414]	Init functions shall have a pointer to a configuration structure as single parameter	[SWS_CANIF_00001]
[SRS_BSW_00415]	Interfaces which are provided exclusively for one module shall be separated into a dedicated header file	[SWS_CANIF_00208]
[SRS_BSW_00416]	The sequence of modules to be initialized shall be configurable	[SWS_CANIF_00999]
[SRS_BSW_00417]	Software which is not part of the SW-C shall report error events only after the DEM is fully operational.	[SWS_CANIF_00999]
[SRS_BSW_00423]	BSW modules with AUTOSAR interfaces shall be describable with the means of the SW-C Template	[SWS_CANIF_00999]
[SRS_BSW_00424]	BSW module main processing functions shall not be allowed to enter a wait state	[SWS_CANIF_00999]
[SRS_BSW_00425]	The BSW module description template shall provide means to model the defined trigger conditions of schedulable objects	[SWS_CANIF_00999]
[SRS_BSW_00426]	BSW Modules shall ensure data consistency of data which is shared between BSW modules	[SWS_CANIF_00999]
[SRS_BSW_00427]	ISR functions shall be defined and documented in the BSW module description template	[SWS_CANIF_00999]
[SRS_BSW_00428]	A BSW module shall state if its main processing function(s) has to be executed in a specific order or sequence	[SWS_CANIF_00999]
[SRS_BSW_00429]	Access to OS is restricted	[SWS_CANIF_00999]
[SRS_BSW_00432]	Modules should have separate main processing functions for read/receive and write/transmit data path	[SWS_CANIF_00999]
[SRS_BSW_00433]	Main processing functions are only allowed to be called from task bodies provided by the BSW Scheduler	[SWS_CANIF_00999]

[SRS_Can_01001]	The CAN Interface implementation and interface shall be independent from underlying CAN Controller and CAN Transceiver	[SWS_CANIF_00023]
[SRS_Can_01003]	The appropriate higher communication stack shall be notified by the CAN Interface about an occurred reception	[SWS_CANIF_00012]
[SRS_Can_01005]	The CAN Interface shall perform a check for correct DLC of received PDUs	[SWS_CANIF_00026]
[SRS_Can_01008]	The CAN Interface shall provide a transmission request service	[SWS_CANIF_00005]
[SRS_Can_01009]	The CAN Interface shall provide a transmission confirmation dispatcher	[SWS_CANIF_00007]
[SRS_Can_01011]	The CAN Interface shall provide a transmit buffer	[SWS_CANIF_00068]
[SRS_Can_01014]	The CAN State Manager shall offer a network configuration independent interface for upper layers	[SWS_CANIF_00999]
[SRS_Can_01015]	The CAN Interface configuration shall be able to import information from CAN communication matrix.	[SWS_CANIF_00104]
[SRS_Can_01018]	The CAN Interface shall allow the configuration of its software reception filter Pre-Compile-Time as well as Link-Time and Post-Build-Time	[SWS_CANIF_00030]
[SRS_Can_01020]	The TX-Buffer shall be statically configurable	[SWS_CANIF_00063]
[SRS_Can_01021]	CAN The CAN Interface shall implement an interface for initialization	[SWS_CANIF_00001]
[SRS_Can_01022]	The CAN Interface shall support the selection of configuration sets	[SWS_CANIF_00001]
[SRS_Can_01027]	The CAN Interface shall provide a service to change the CAN Controller mode.	[SWS_CANIF_00003]
[SRS_Can_01028]	The CAN Interface shall provide a service to query the CAN controller state	[SWS_CANIF_00229]
[SRS_Can_01029]	The CAN Interface shall report bus-off state of a device to an upper layer	[SWS_CANIF_00014]
[SRS_Can_01114]	Data Consistency of L-PDUs to transmit shall be guaranteed	[SWS_CANIF_00033]
[SRS_Can_01125]	The CAN stack shall ensure not to lose messages in receive direction	[SWS_CANIF_00194]
[SRS_Can_01126]	The CAN stack shall be able to produce 100% bus load	[SWS_CANIF_00381] [SWS_CANIF_00382] [SWS_CANIF_00881]
[SRS_Can_01129]	The CAN Interface module shall provide a procedural interface to read out data of single CAN messages by upper layers (Polling mechanism)	[SWS_CANIF_00194]
[SRS_Can_01130]	Receive Status Interface of CAN Interface	[SWS_CANIF_00202] [SWS_CANIF_00230]
[SRS_Can_01131]	The CAN Interface module shall provide the possibility to have polling and callback notification mechanism in parallel	[SWS_CANIF_00230]
[SRS_Can_01136]	The CAN Interface module shall provide a service to check for validation of a CAN wake-up event	[SWS_CANIF_00179]

[SRS_Can_01139]	The CAN Interface and Driver shall offer a CAN Controller specific interface for initialization	[SWS_CANIF_00999]
[SRS_Can_01140]	The CAN Interface shall support both Standard (11bit) and Extended (29bit) Identifiers	[SWS_CANIF_00281] [SWS_CANIF_00877]
[SRS_Can_01141]	The CAN Interface shall support both Standard (11bit) and Extended (29bit) Identifiers at same time on one network	[SWS_CANIF_00243] [SWS_CANIF_00877]
[SRS_Can_01151]	The CAN Interface shall provide a service to check for a CAN Wake-up event.	[SWS_CANIF_00286]
[SRS_Can_01162]	The CAN Interface shall support classic CAN and CAN FD frames	[SWS_CANIF_00877]
[SRS_Can_01168]	The CAN Interface shall implement an interface for de-initialization	[SWS_CANIF_91002]
[SRS_Can_01169]	The CAN interface shall provide a function to return the current CAN controller error state	[SWS_CANIF_91001]

7 Functional specification

7.1 General Functionality

The services of `CanIf` can be divided into the following main groups:

- Initialization
- Transmit request services
- Transmit confirmation services
- Reception indication services
- Controller mode control services
- PDU mode control services

Possible applications of `CanIf`:

i. Interrupt Mode

`CanDrv` processes interrupts triggered by the `CAN Controller`. `CanIf`, which is event based, is notified when an event occurs. In this case the relevant `CanIf` services are called within the corresponding *ISRs* in `CanDrv`.

ii. Polling Mode

`CanDrv` is triggered by the `SchM` and performs subsequent processes (*Polling Mode*). In this case `Can_MainFunction_<Write/Read/BusOff/Wakeup/Transceiver>()` must be called periodically within a defined time interval. `CanIf` is notified by `CanDrv` about events (*Reception, Transmission, BusOff, Transmit Cancelation, Timeout*), that occurred in one of the `CAN Controllers`, equally to the interrupt driven operation. `CanDrv` is responsible for the update of the corresponding information which belongs to the occurred event in the `CAN Controller`, for example reception of a *L-PDU*.

iii. Mixed Mode: interrupt and polling driven `CanDrv`

The functionality can be divided between *interrupt driven* and *polling driven* operation mode depending on the used `CAN Controllers`.

Examples: Polling driven *FullCAN* reception and interrupt driven *BasicCAN* reception, polling driven transmit and interrupt driven reception, etc.

This specification describes a unique interface, which is valid for all three types of operation modes. Summarized, `CanIf` works in the same way, either if any events are processed on interrupt, task level or mixed. The only difference is the call context and probably the way of interruption of the notifications: *pre-emptive* or *co-operative*. All services are performed in accordance with the configuration.

The following paragraphs describe the functionality of `CanIf`.

7.2 Hardware object handles

Hardware Object Handles (HOH) for transmission (**HTH**) as well as for reception (**HRH**) represent an abstract reference to a *CAN mailbox structure*, that contains CAN related parameters such as `CanId`, `DLC` and `data`. Based on the CAN hardware buffer abstraction each **Hardware Object** is referenced in `CanIf` independent of the CAN hardware buffer layout. The **HOH** is used as a parameter in the calls of `CanDrv`'s interface services and is provided by `CanDrv`'s configuration and used by `CanDrv` as identifier for communication buffers of the CAN mailbox.

`CanIf` acts only as user of the **Hardware Object Handle**, but does not interpret it on the basis of hardware specific information. `CanIf` therefore remains independent of hardware.

[SWS_CANIF_00023] [`CanIf` shall avoid direct access to hardware specific communication buffers and shall access it exclusively via `CanDrv` interface services.]
(*SRS_Can_01001*)

Rationale for **[SWS_CANIF_00023]**: `CanIf` remains independent of hardware, because `CanDrv` interfaces are called with **HOH** parameters, which abstract from the concrete CAN hardware buffer properties.

Each **CAN Controller** can provide multiple **CAN Transmit Hardware Objects** in the CAN mailbox. These can be logically linked to one entire pool of **Hardware Objects** (multiplexed **Hardware Objects**) and thus addressed by one **HTH**.

[SWS_CANIF_00662] [`CanIf` shall use two types of **HOHs** to enable access to `CanDrv`:
• **Hardware Transmit Handle (HTH)** and
• **Hardware Receive Handle (HRH)**.
]()

[SWS_CANIF_00291] [Definition of **HRH**: The **HRH** shall be a handle referencing a logical **Hardware Receive Object** of the CAN Controller mailbox.]()

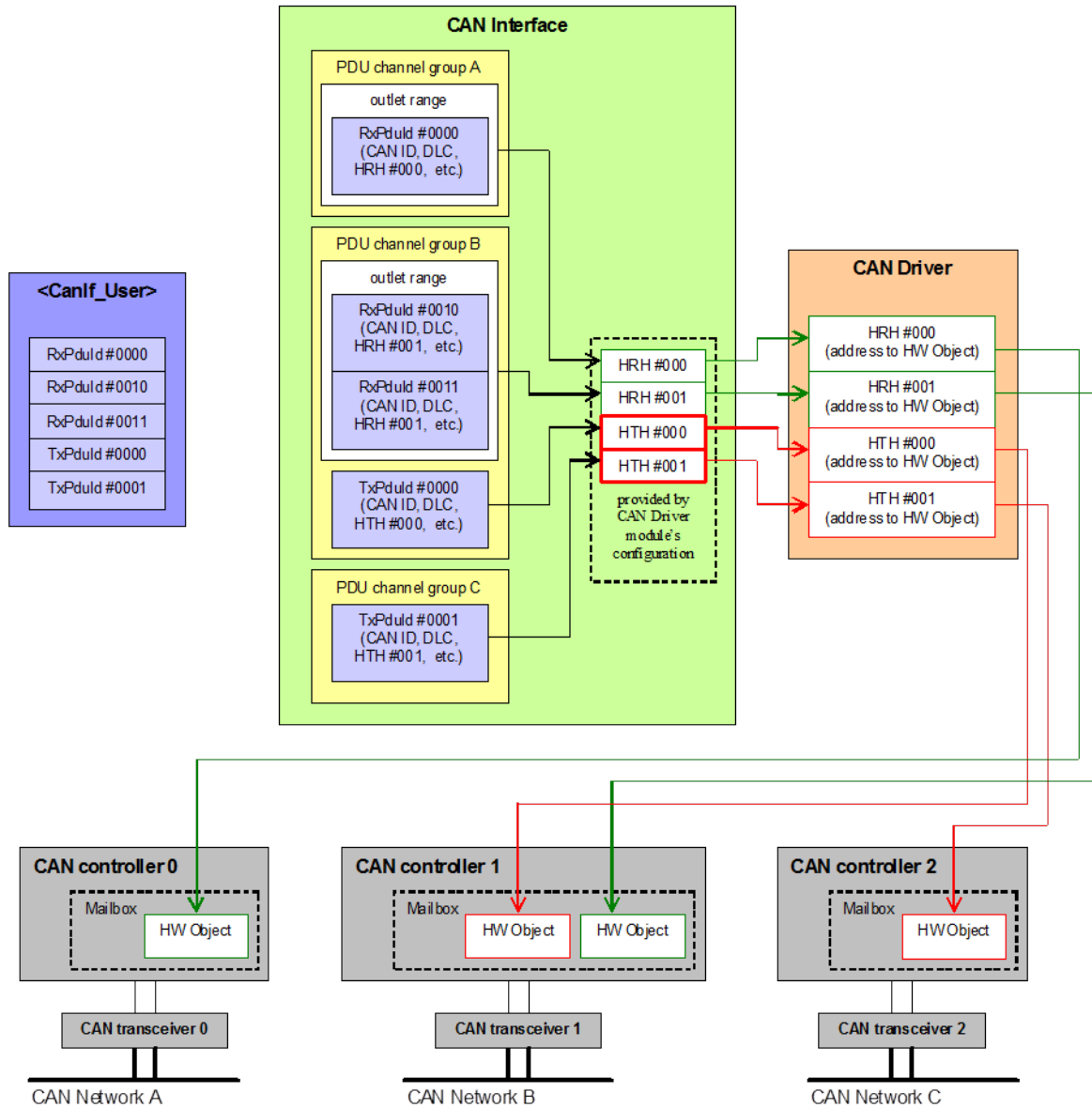
[SWS_CANIF_00665] [The **HRH** shall enable `CanIf` to use *BasicCAN* or a *FullCAN* reception method of the referenced reception unit and to indicate a Received **L-SDU** to a target upper layer module.]()

[SWS_CANIF_00663] [If the **HRH** references a reception unit configured for *BasicCAN reception*, software filtering shall be enabled in `CanIf`.]()

[SWS_CANIF_00664] [If multiple **HRHs** are used, each **HRH** shall belong at least to a single or fixed group of Rx **L-SDU** (`CanRxPduIds`).]()

The HRH can be configured to receive

- one single CanId (*FullCAN*)
- a group of single CanIds (*BasicCAN*)
- a range/area of CanIds (*BasicCAN*) or
- all CanIds.



All arrows within this picture are references and no communication directions of sth. else.

Descriptions:
 Outlet range= Range of Rx L-PDUs which will be passed
 Mailbox = CAN RAM structure
 HWObject = CAN RAM structure that contains (CanId, DLC, data)
 HRH = abstract reference to the CAN RAM structure
 Transmit path is coloured red
 Receive path is coloured green.

Figure 7.1: Mapping between PDU Ids and HW object handles

[SWS_CANIF_00292] [Definition of **HTH**: The **HTH** shall be a handle referencing a logical **Hardware Transmit Object** of the CAN Controller mailbox.]()

[SWS_CANIF_00666] [The **HTH** shall enable **CanIf** to use **BasicCAN** or **FullCAN** transmission method of the referenced transmission unit and to confirm a transmitted **L-SDU** to a target upper layer module.]()

[SWS_CANIF_00466] [Each **CanIf Tx L-PDU** shall statically be assigned to one **CanIfBufferCfg** configuration container at configuration time (see **CanIfTxPduBufferRef**).]()

Rationale for **[SWS_CANIF_00466]**: **CanIf Tx L-PDUs** do not refer **HTHs**, but **CanIfBufferCfg**, which in turn do refer **HTHs**.

[SWS_CANIF_00667] [If multiple **HTHs** are used, each **HTH** shall belong to a single or fixed group of **Tx L-PDU** (**CanTxPduIds**).]()

[SWS_CANIF_00115] [**CanIf** shall be able to use all **HRHs** and **HTHs** of one **CanDrv** as common, single numbering area starting with zero.]()

The dedicated **HRHs** and **HTHs** are derived from the configuration set of **CanDrv**. The definition of **HTH/HRH** inside the numbering area and **Hardware Objects** is up to **CanDrv**.

7.3 Static L-PDUs

CanIf offers general access to the **CAN L-SDU** related data for upper layers. Attributes of the following table are represented as configuration parameters and are specified in **chapter 10**:

CAN Interface specific attributes	CAN Protocol Control Information (PCI)
Method of SW filtering CanIfPrivateSoftwareFilterType	CAN Identifier (CanId) CanIfTxPduCanId , range of CanIds per PDU (see CanIfRxPduCanIdRange), CanIfRxPduCanId , CanIfRxPduCanIdMask
Direction of L-PDU (Tx, Rx) CanIfTxPduId , CanIfRxPduId)	Type of CAN Identifier (StandardCAN , ExtendedCAN) referenced from CanDrv via CanIfHthIdSymRef , CanIfHrhIdSymRef
HTH/HRH of the CAN Controller	Data Length and Data Length Code (DLC) CanIfRxPduDataLength
Target ID for the corresponding upper layer CanIfTxPduUserTxConfirmationUL , CanIfRxPduUserRxIndicationUL	Reference to the PDU data (see [1, Specification of CAN Driver])
Type of Transmit L-PDU (STATIC, DYNAMIC) CanIfTxPduType	
Type of Tx/Rx L-PDU (FullCAN , BasicCAN) CanIfHthIdSymRef , CanIfHrhIdSymRef	

[SWS_CANIF_00046] [*CanIf* shall assign each L-PDU to one CAN Controller only. Thus, the assignment of single L-PDUs to more than one CAN Controller is prohibited.]()

Rationale for **[SWS_CANIF_00046]**: This relation is used in order to ensure correct L-SDU dispatching at transmission confirmation and reception indication events. In this manner *CanIf* is able to identify the CAN Controller from the L-PDU.

CanIf supports activation and deactivation of all L-PDUs belonging to one CAN Controller for transmission as well as for reception (see 7.19.2, see *CanIf_SetPduMode()*, **[SWS_CANIF_00008]**). For L-PDU mode control refer to section 7.19.

Each L-PDU is associated with an upper layer module in order to ensure correct dispatching during reception, transmission confirmation, and data access. Each upper layer module can use the L-PDUs to serve different CAN Controllers simultaneously.

According to the PDU architecture defined for the entire AUTOSAR communication stack (see [7, Layered Software Architecture]), the usage of L-PDUs is split in two different ways:

- For transmission request and transmission/reception polling API the upper layer module uses the L-SDU ID (*CanTxPduId/CanRxPduId*) defined by *CanIf* as parameter.
- For all callback APIs, which are invoked by *CanIf* at upper layer modules, *CanIf* passes the target *PduId* defined by each upper layer module as parameter.

The principle is that the caller must use the defined target L-PDU/L-SDU Id of the callee.

If power on initialization is not performed and upper layer performs transmit requests to *CanIf*, no L-SDUs are transmitted to lower layer and *DET* shall be invoked. Thus, no un-initialized data can be transmitted on the network. Behavior of L-PDU/L-SDU transmitting function is specified in detail in subsection 8.3.6.

7.4 Dynamic L-PDUs

CanIf shall support the ability to filter incoming messages using the *CanIfRxPdu-CanIdMask*. The filtering shall be done by comparing the incoming *CanId* with the stored *CanIfRxPduCanId* after applying the *CanIfRxPduCanIdMask* to both IDs. This should be done after the filtering of regular *CanIds* without mask, to allow for separate handling of some of the *CanIds* that fall into the range defined by the mask or a *CanId* based range.

Additionally, DYNAMIC Tx and Rx L-SDUs shall be supported, where the *CanId* resides in the *MetaData* of the L-SDU.

During transmission of dynamic L-SDUs, when a `CanIfTxPduCanIdMask` is defined, the variable parts of the `CanId` provided via the `MetaData` must be merged with the `CanId` by using this mask. When no `CanIfTxPduCanIdMask` and no `CanIfTxPduCanId` are configured, the `MetaData` shall be used directly as `CanId`.

During reception of dynamic L-SDUs, the received `CanId` shall be placed in the L-SDU `MetaData`. The content of the `MetaData` is independent of the `CanIfRxPduCanIdMask` parameter.

[SWS_CANIF_00844] [`CanIf` shall support dynamic L-PDUs, where the `CanId` or relevant parts of the `CanId` are placed in the `MetaData` of a L-SDU.]()

7.4.1 Dynamic Transmit L-PDUs

Definition of dynamic `Transmit L-PDUs`: L-PDUs which allow reconfiguration of the `CanId` during runtime (`CanIfTxPduType`) or where the ID or parts thereof are provided as `MetaData` of the L-SDU.

The usage of all other L-PDU elements are equal to normal static `Transmit L-PDUs`:

- The transmit confirmation notification `CanIfTxPduUserTxConfirmationUL` cannot be reconfigured as it belongs to the L-PDU.
- The Data Length and the pointer to the data buffer are both determined by the upper layer module at call of `CanIf_Transmit()`.

The function `CanIf_SetDynamicTxId()` (see [SWS_CANIF_00189]) reconfigures the `CanId` of a dynamic L-PDU with `CanIfTxPduType`.

[SWS_CANIF_00188] [`CanIf` shall process the two most significant bits of the `CanId` (see [1, Specification of CAN Driver], definition of `Can_IdType` [SWS_Can_00416]) to determine which type of `CanId` is used and thus how the dynamic `Transmit L-PDU` shall be transmitted.]()

[SWS_CANIF_00673] [The `CanIf` shall guarantee data consistency of the `CanId` in case of running function `CanIf_SetDynamicTxId()`. This service may be interrupted by a *pre-emptive* call of `CanIf_Transmit()` affecting the same L-PDU, see [SWS_CANIF_00064].]()

[SWS_CANIF_00855] [If `CanIfTxPduCanIdMask` and `CanIfTxPduCanId` are omitted, the `CanId` is directly taken from the `MetaData`.]()

[SWS_CANIF_00856] [`CanIfTxPduCanIdMask` shall be ignored when meta data configuration does not contain `CAN_ID_32` for this L-SDU.]()

[SWS_CANIF_00854] [If the `MetaDataItem` `CAN_ID_32`, `CanIfTxPduCanIdMask` and `CanIfTxPduCanId` are available, `CanIfTxPduCanIdMask` defines the bits in `CanIfTxPduCanId` that shall appear in the actual `CanId`, the other bits are taken from the `MetaData`.]()

Note: The resulting ID could be calculated in the following way: $(\text{CanIfTxPduCanId} \& \text{CanIfTxPduCanIdMask}) | (<\text{dynamic ID parts}> \& \sim\text{CanIfTxPduCanIdMask})$

[SWS_CANIF_00857] [`CanIf_Init()` (see [\[SWS_CANIF_00085\]](#)) initializes the `CanIds` of the dynamic `Transmit L-PDUs` with `CanIfTxPduType` to the value configured via `CanIfTxPduCanId`.]()

7.4.2 Dynamic receive L-PDUs

Definition of dynamic `Receive L-PDUs`: L-PDUs that correspond to a set of `CanIds`, where the actually received `CanId` is provided to upper layers as part of the PDU data.

[SWS_CANIF_00847] [Configuration shall ensure that dynamic `Receive L-PDUs` use an ID range or a mask and that the `MetaDataItem CAN_ID_32` is configured for the `L-SDU`. Besides, the software filtering must be enabled for these `L-SDUs`.]()

[SWS_CANIF_00848] [Upon reception of a dynamic `L-SDU`, `CanIf` shall place the `CanId` in the `MetaDataItem` of type `CAN_ID_32`.]()

7.5 Physical channel view

A physical channel is linked with one CAN Controller and one CAN Transceiver, whereas one or multiple physical channels may be connected to a single network.

The `CanIf` provides services to control all CAN devices like CAN Controllers and CAN Transceivers of all supported ECU's CAN channel. Those APIs are used by the `CanSm` to provide a network view to the `ComM` (see [3]) used to perform *wake up* and *sleep* request for all physical channels connected to a single network.

The `CanIf` passes status information provided by the `CanDrv` and `CanTrcv` separately for each physical channel as status information for the `CanSm` (`<User_ControllerBusOff>()`, refer to [\[SWS_CANIF_00014\]](#)).

[SWS_CANIF_00653] [The `CanIf` shall provide a `ControllerId`, which abstracts from the different Controllers of the different `CanDrv` instances. The range of the `ControllerIds` within the `CanIf` shall start with '0'. It shall be configurable via `CANIF_CTRL_ID` (see [ECUC_CanIf_00647](#)).]()

Example:

CanIf	CanDrv A	CanDrv B
ControllerId 0	Controller 0	
ControllerId 1	Controller 1	
ControllerId 2		Controller 0

[SWS_CANIF_00655] [The `CanIf` shall provide a `TransceiverId`, which abstracts from the different Transceivers of the different `CanTrcv` instances. The range of the

TransceiverIds within the CanIf shall start with '0'. It shall be configurable via CANIF_TRCV_ID (see ECUC_CanIf_00654). |()

Example:

CanIf	CanDrv A	CanDrv B
TransceiverId 0	Transceiver 0	
TransceiverId 1	Transceiver 1	
TransceiverId 2		Transceiver 0

During the notification process the CanIf maps the original CAN Controller or CAN Transceiver parameter from the Driver module to the CanSm. This mapping is done as the referenced CAN Controller or CAN Transceiver parameters are configured with the abstracted CanIf parameters ControllerId or TransceiverId.

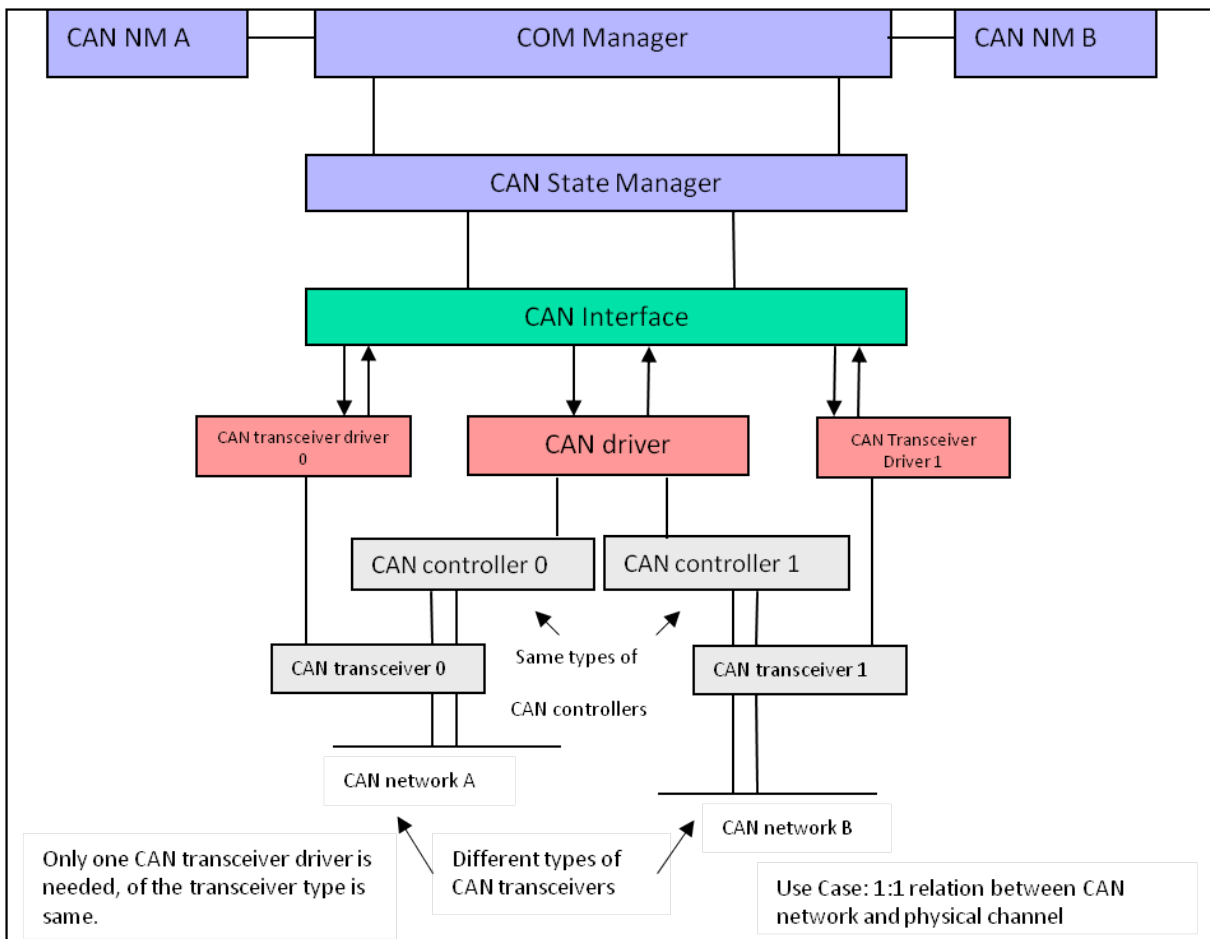


Figure 7.2: Physical channel view definition example A

The CanIf supports multiple physical CAN channels. These have to be distinguished by the CanSm for network control. The CanIf API provides request and read control for multiple underlying physical CAN channels.

Moreover the CanIf does not distinguish between dedicated types of CAN physical layers (i.e. *Low-Speed CAN* or *High-Speed CAN*), to which one or multiple CAN Controllers are connected.

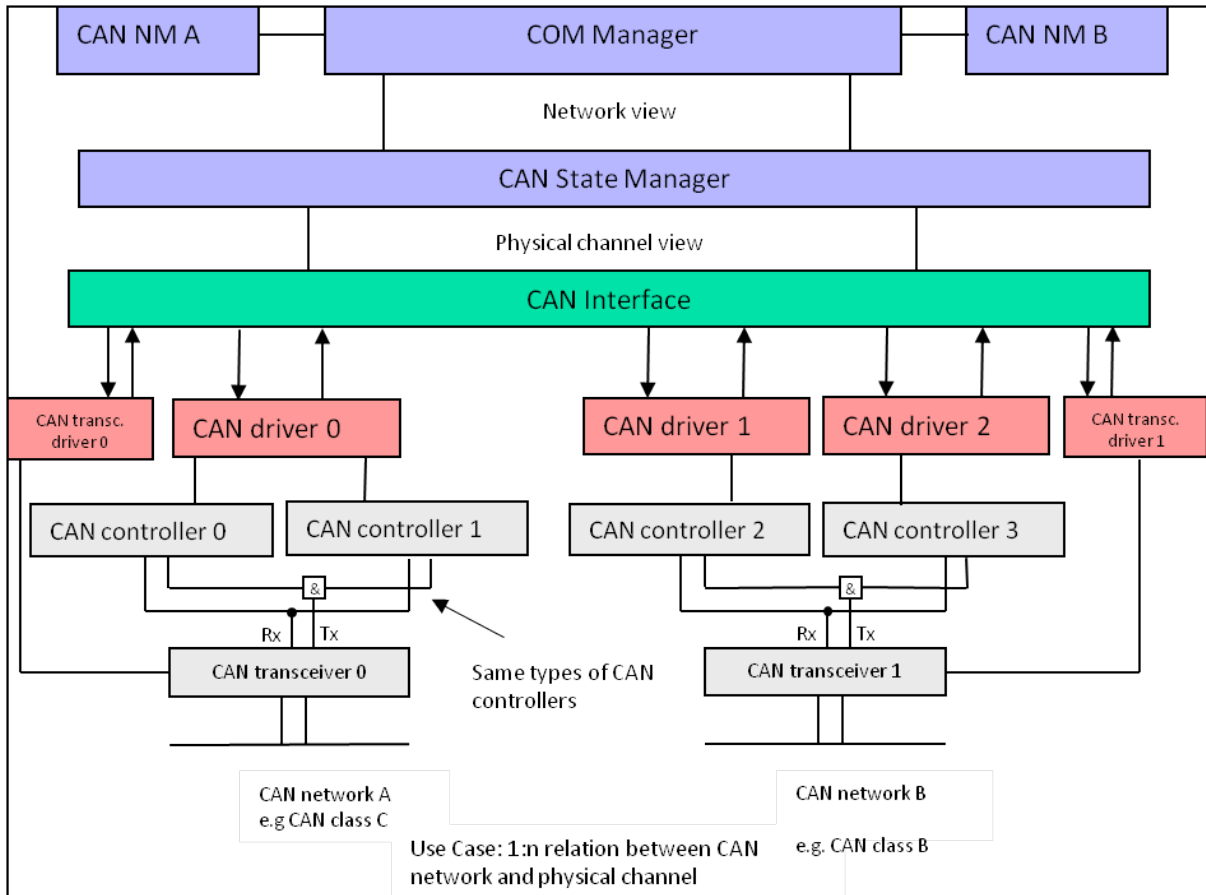


Figure 7.3: Physical channel view definition example B

7.6 CAN Hardware Unit

The CAN Hardware Unit combines one or multiple CAN Controller modules of the same type, which may be located on-chip or as external standalone devices. Each CAN Hardware Unit is served by the corresponding *CanDrv*.

If different types of *CAN Controllers* are used, also different types of *CanDrvs* have to be applied with a unified API to *CanIf*. *CanIf* collects information about number and types of *CAN Controllers* and their *Hardware Objects* at configuration time. This allows transparent and hardware independent access to the *CAN Controllers* from upper layer modules using *HOHs* (refer to [section 7.2 “Hardware object handles”](#) and [section 7.24 “Multiple CAN Driver support”](#)).

[Figure 7.4](#) shows a CAN Hardware Unit consisting of two CAN Controllers of the same type connected to two physical channels:

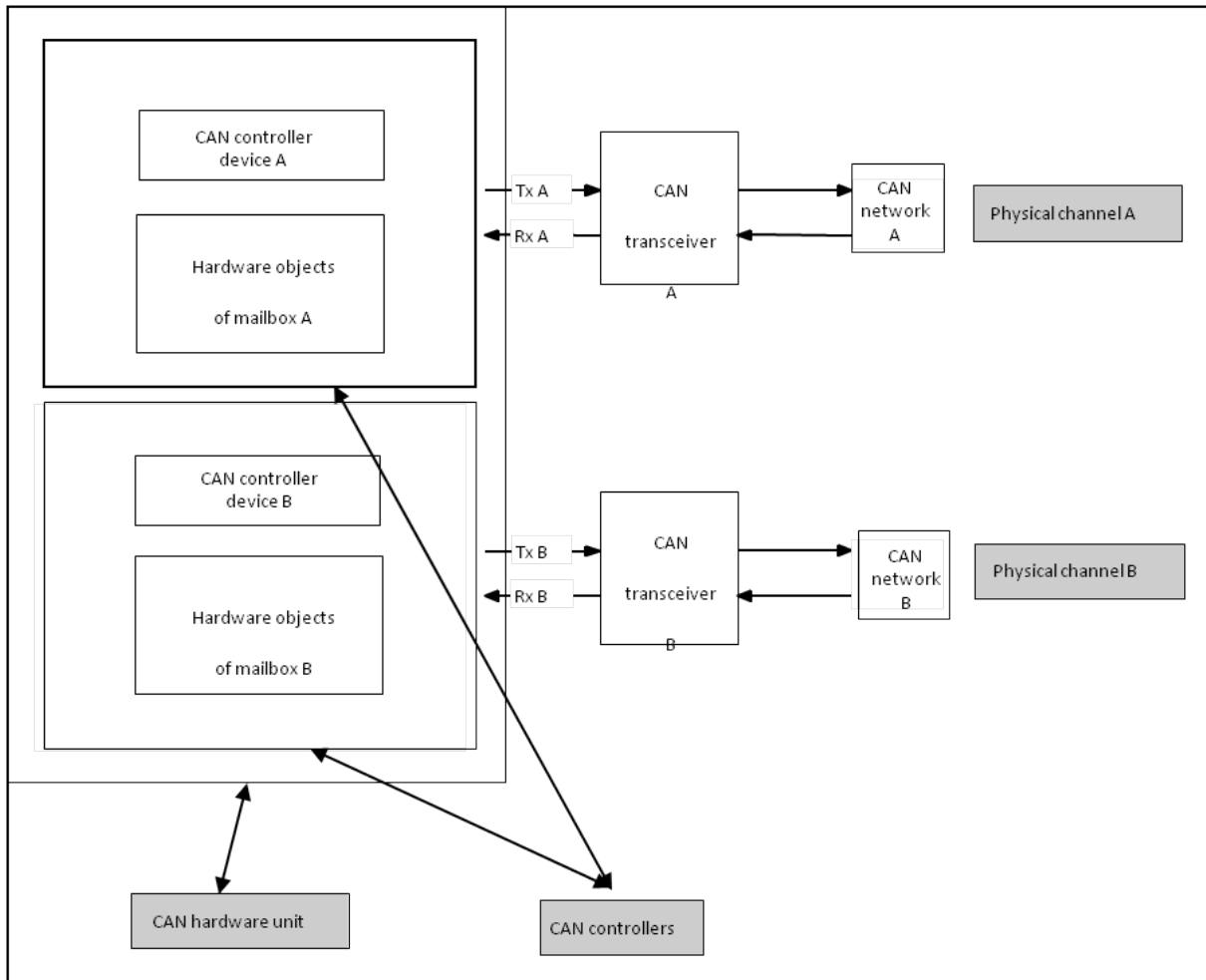


Figure 7.4: Typical CAN Hardware Unit

7.7 BasicCAN and FullCAN reception

`CanIf` distinguishes between *BasicCAN* and *FullCAN* handling for activation of software acceptance filtering.

A CAN mailbox (`Hardware Object`) for *FullCAN* operation only enables transmission or reception of single `CanIds`. Accordingly, *BasicCAN* operation of one `Hardware Object` enables to transmit or receive a range of `CanIds`.

A `Hardware Receive Object` for configured *BasicCAN* reception is able to receive a range of `CanIds`, which pass its hardware acceptance filter. This range may exceed the list of predefined `Rx L-PDUs` to be received by this `HRH`. Therefore, `CanIf` subsequently shall execute software filtering to pass only the predefined list of `Rx L-PDUs` to the corresponding upper layer modules. For more details please refer to [section 7.20 “Software receive filter”](#).

[SWS_CANIF_00467] [`CanIf` shall configure and store an order on `HTHs` and `HRHs` for all `HOHs` derived from the configuration containers `CanIfHthCfg` (see *ECUC_CanIf_00258*) and `CanIfHrhCfg` (see *ECUC_CanIf_00259*)]()

[SWS_CANIF_00468] [`CanIf` shall reference a hardware acceptance filter for each `HOH` derived from the configuration parameters `CANIF_HTH_ID_SYMREF` (see *ECUC_CanIf_00627*) and `CANIF_HRH_ID_SYMREF` (see *ECUC_CanIf_00634*).]()

The main difference between *BasicCAN* and *FullCAN* operation is in the need of a software acceptance filtering mechanism (see [section 7.20 “Software receive filter”](#)).

[SWS_CANIF_00469] [`CanIf` shall give the possibility to configure and store a software acceptance filter for each `HRH` of type *BasicCAN* configured by parameter `CANIF_HRH_SOFTWARE_FILTER` (see *ECUC_CanIf_00632*).]()

[SWS_CANIF_00211] [`CanIf` shall execute the software acceptance filter from [\[SWS_CANIF_00469\]](#) for the `HRH` passed by callback function `CanIf_RxIndication()`.]()

BasicCAN and *FullCAN* objects may coexist in a single configuration setup. Multiple *BasicCAN* and *FullCAN* receive objects can be used, if provided by the underlying [CAN Controllers](#).

[SWS_CANIF_00877] [If `CanIf` receives a `L-PDU` (see `CanIf_RxIndication()`), it shall perform the following comparisons to select the correct reception `L-SDU` configured in `CanIfRxpduCfg`:

- compare `CanIfRxpduCanId` with the passed `Mailbox->CanId` (`Can_IdType`) excluding the two most significant bits
- compare `CanIfRxpduCanIdType` with the two most significant bits of the passed `Mailbox->CanId` (`Can_IdType`)

] ([SRS_Can_01140](#), [SRS_Can_01141](#), [SRS_Can_01162](#))

Basically, `CanIf` supports reception either of *Standard CAN IDs* or *Extended CAN IDs* on one [Physical CAN Channel](#) by the parameters `CANIF_TXPDU_CANIDTYPE` (see *ECUC_CanIf_00590*) and `CANIF_RXPDU_CANIDTYPE` (see *ECUC_CanIf_00596*).

[SWS_CANIF_00281] [`CanIf` shall accept and handle *StandardCAN IDs* and *ExtendedCAN IDs* on the same [Physical Channel](#) (= mixed mode operation).] ([SRS_Can_01140](#))

In a mixed mode operation *Standard CAN IDs* and *Extended CAN IDs* can be used mixed at the same time on the same CAN network. Mixed mode operation can be accomplished, if the *BasicCAN/FullCAN Hardware Objects* have been configured separately for either *StandardCAN* or *ExtendedCAN* operation using configuration parameters `CANIF_TXPDU_CANIDTYPE` (see *ECUC_CanIf_00590*) and `CANIF_RXPDU_CANIDTYPE` (see *ECUC_CanIf_00596*). In case of mixed mode

operation the software acceptance filter algorithm (see [section 7.20 “Software receive filter”](#)) must be able to deal with both type of `CanIds`.

[SWS_CANIF_00281] is an optional feature. This feature can be realized by different variants of implementations, no configuration options are available.

7.8 Initialization

The `EcuM` calls the `CanIf`'s function `CanIf_Init()` for initialization of the entire `CanIf` (see [SWS_CANIF_00001]). All global variables and data structures are initialized including flags and buffers during the initialization process. The `EcuM` executes initialization of `CanDrvs` and `CanTrcvs` separately by call of their corresponding initialization services (refer to [1] and [2, Specification of CAN Transceiver Driver]).

The `CanIf` expects that the CAN Controller remains in *STOPPED* mode like after power-on reset after the initialization process has been completed. In this mode the `CanIf` and `CanDrv` are neither able to transmit nor receive CAN L-PDUs (see [SWS_CANIF_00001]).

If re-initialization of the entire CAN modules during runtime is required, the `EcuM` shall invoke the `CanSm` (see [3]) to initiate the required state transitions of the CAN Controller by call of CAN Interface module's API service `CanIf_SetControllerMode()`. The `CanIf` maps the calls from `CanSm` to calls of the respective `CanDrvs` (see [subsection 8.6.3](#)).

7.9 Transmit request

`CanIf`'s transmit request function `CanIf_Transmit()` ([SWS_CANIF_00005]) is a common interface for upper layers to transmit L-PDUs on the CAN network. The upper communication layer modules initiate the transmission only via `CanIf`'s services without direct access to `CanDrv`. The initiated *Transmit Request* is successfully completed, if `CanDrv` could write the L-PDU data into the CAN hardware transmit object.

Upper layer modules use the API service `CanIf_Transmit()` to initiate a transmit request (refer to [subsection 8.3.6 “CanIf_Transmit”](#)).

`CanIf` performs following actions for L-PDU transmission at call of the service `CanIf_Transmit()`:

- Check, initialization status of `CanIf`
- Identify `CanDrv` (only if multiple `CanDrvs` are used)
- Determine `HTH` for access to the CAN hardware transmit object
- Call `Can_Write()` of `CanDrv`

The transmission is successfully completed, if the transmit request service `CanIf_Transmit()` returns `E_OK`.

[SWS_CANIF_00382] [If an L-PDU is requested to be transmitted via a PDU channel mode (refer to [subsection 7.19.2 “PDU channel modes”](#)), which equals `CANIF_OFFLINE`, the CanIf shall report the runtime error code `CANIF_E_STOPPED` to the `Det_ReportRuntimeError()` service of the *DET* and `CanIf_Transmit()` shall return `E_NOT_OK`.]([SRS_Can_01126](#))

If the call of `Can_Write()` returns with `CAN_BUSY`, please refer to [section 7.12 “Transmit confirmation”](#) for further details.

7.10 Transmit data flow

The [Transmit Request](#) service `CanIf_Transmit()` is based on L-PDUs. The access to the L-SDU specific data is organized by the following parameters:

- `Transmit L-PDU => L-SDU ID`
- Reference to a data structure, which contains L-SDU related data: Pointer to the L-SDU, pointer to the `MetaData` and L-SDU length.

The reference to the L-SDU data structure is used as a parameter in several CanIf's API services, e.g. `CanIf_Transmit()` or the callback service `<User_RxIndication>()`. In case the L-PDU is configured for triggered transmission, the L-SDU pointer is a null pointer.

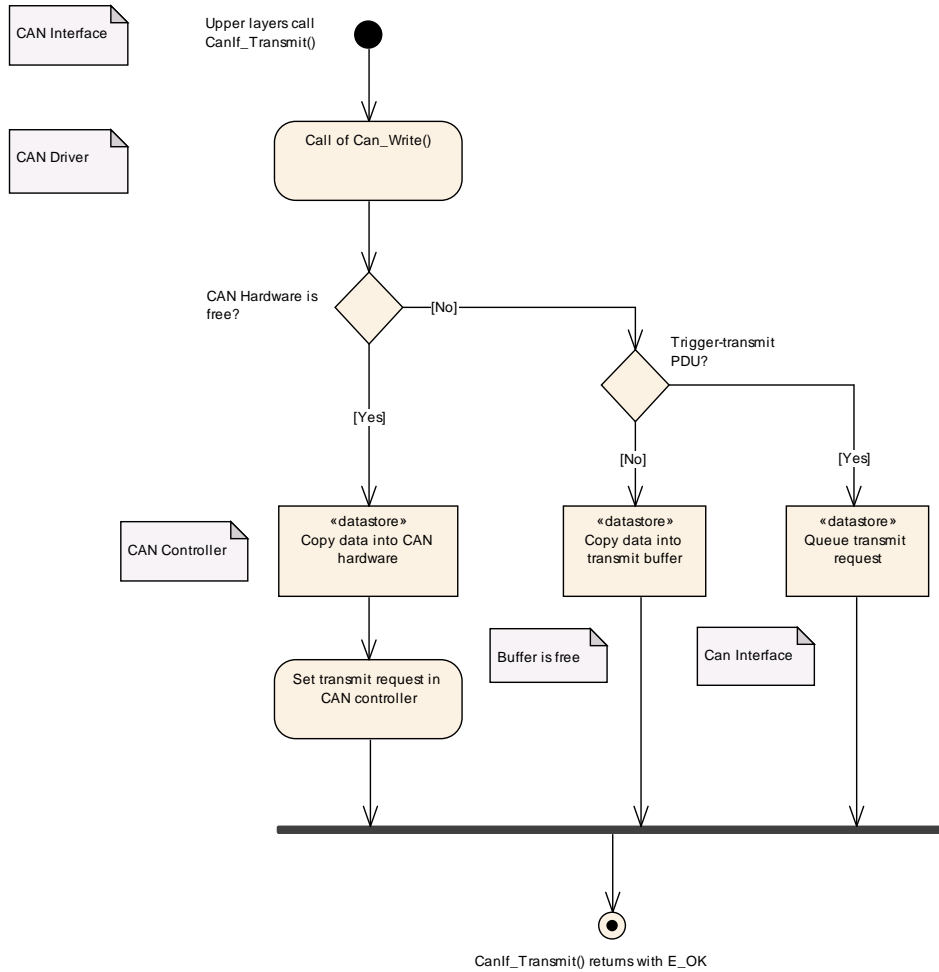


Figure 7.5: Transmit data flow

CanIf stores information about the available hardware objects configured for transmission purposes. The function CanIf_Transmit() maps the CanTxPduId to the corresponding HTH and calls the function Can_Write() (see [SWS_CANIF_00318]).

7.11 Transmit buffering

7.11.1 General behavior

At the scope of CanIf the transmit process starts with the call of CanIf_Transmit() and it ends with invocation of upper layer module’s callback service <User_TxConfirmation>(). During the transmit process CanIf, CanDrv and the CAN Mailbox altogether shall store the L-PDU to be transmitted only once at a single location. Depending on the transmit method, these are:

- The CAN hardware transmit object or
- The Transmit L-PDU Buffer inside CanIf, if transmit buffering is enabled.

For triggered transmission, `CanIf` only has to store the transmit request for the given L-PDU but not its data. The data is fetched just in time by means of the trigger transmit function when the HTH is free (again). A single Tx L-PDU, requested for transmission, shall never be stored twice. This behavior corresponds to the usual way of periodic communication on the CAN network.

If transmit buffering is enabled, `CanIf` will store a Tx L-PDU in a `CanIf Transmit L-PDU Buffer` (`CanIfBufferCfg`), if it is rejected by `CanDrv` at `Transmit Request`.

Basically, the overall buffer in `CanIf` for buffering Tx L-PDUs consists of one or multiple `CanIfBufferCfg` (see `CanIfBufferCfg`). Whereas each `CanIfBufferCfg` is assigned to one or multiple dedicated `CanIfBufferHthRef` (see `CanIfBufferHthRef`) and can be configured to buffer one or multiple Tx L-PDUs. But as already mentioned above only one instance per Tx L-PDU can be buffered in the overall amount of `CanIfBufferCfg`.

The behavior of `CanIf` during L-PDU transmission differs whether transmit buffering is enabled in the configuration setup for the corresponding Tx L-PDU, or not. If transmit buffering is disabled and a transmit request to `CanDrv` fails (CAN Controller mailbox is in use, *BasicCAN*), the L-PDU is not copied to the CAN Controller's mailbox and `CanIf_Transmit()` returns the value `E_NOT_OK`. If transmit buffering is enabled and a transmit request to `CanDrv` fails, depending on the `CanIfTxBuffer` configuration the L-PDU can be stored in a `CanIfTxBuffer`. In this case the API `CanIf_Transmit()` returns the value `E_OK` although the transmission could not be performed. In this case `CanIf` takes care of the outstanding transmission of the L-PDU via `CanIf_TxConfirmation()` callback and the upper layer doesn't have to retry the transmit request.

The number of available transmit `CanIf Tx L-PDU Buffers` can be configured completely independent from the number of used `Transmit L-PDUs` defined in the CAN network description file for this ECU.

As per [SWS_CANIF_00835] a Tx L-PDU refers HTHs via the `CanIfBufferCfg` configuration container (see `CanIfBufferCfg`). This is valid if transmit buffering is not needed as well. In this case, the buffer size (see `CanIfBufferSize`) of the `CanIfBufferCfg` has to be set to 0. Then `CanIfBufferCfg` configuration container is only used to refer a HTH.

7.11.2 Buffer characteristics

`CanIfTxPduBufferRef`, `CanIfBufferCfg`, `CanIfBufferHthRef` and `CanIfBufferSize` describe the possible `CanIfBufferCfg` configurations.

7.11.2.1 Storage of L-PDUs in the transmit L-PDU buffer

`CanIf` tries to store a new `Transmit L-PDU` or its `Transmit Request` in the `Transmit L-PDU Buffer` only, if `CanDrv` return `CAN_BUSY` during a call of `Can_Write()` (see [SWS_CANIF_00381]).

[SWS_CANIF_00063] [The `CanIf` shall support buffering of a CAN L-PDU for *Basic-CAN* transmission in the `CanIf`, if parameter `CanIfPublicTxBuffering` (see `CanIfPublicTxBuffering`) is enabled.] (*SRS_Can_01020*)

[SWS_CANIF_00849] [For dynamic `Transmit L-PDUs`, also the `CanId` has to be stored in the `CanIfTxBuffer`.]()

[SWS_CANIF_00381] [If transmit buffering is enabled (see [SWS_CANIF_00063]) and if the call of `Can_Write()` for a PDU configured for direct transmission returns with `CAN_BUSY`, `CanIf` shall check if it is possible to buffer the `CanIf Tx L-PDU`, which was requested to be transmitted via `Can_Write()` in a `CanIfTxBuffer`.] (*SRS_Can_01126*)

When the call of `Can_Write()` returns with `CAN_BUSY`, `CanDrv` has rejected the requested transmission of the `L-PDU` (see [1]) because there is no free hardware object available at time of the transmit request (`Tx request`).

[SWS_CANIF_00895] [If the rejected data length exceeds the configured size, `CanIf` shall:

- buffer the configured amount of data and discard the rest
- and report runtime error code `CANIF_E_DATA_LENGTH_MISMATCH` to the `Det_ReportRuntimeError()` service of the DET.

]()

[SWS_CANIF_00881] [If transmit buffering is enabled (see [SWS_CANIF_00063]) and if the call of `Can_Write()` for a PDU configured for triggered transmission returns with `CAN_BUSY`, `CanIf` shall check if it is possible to buffer the `Transmit Request`, which was requested to be transmitted via `Can_Write()` in a `CanIfTxBuffer`.] (*SRS_Can_01126*)

[SWS_CANIF_00835] [When `CanIf` checks whether it is possible to buffer a `CanIf Tx L-PDU` or a `Transmit Request` (see [SWS_CANIF_00381], [SWS_CANIF_00881]), this shall only be possible, if the `CanIf Tx L-PDU` is assigned (see `CanIfTxPduBufferRef`) to a `CanIfBufferCfg` (see `CanIfBufferCfg`), which is configured with a buffer size (see `CanIfBufferSize`) bigger than zero.]()

The buffer size of any `CanIfTxBuffer` is only configurable bigger than zero, if transmit buffering is enabled. Additionally the buffer size of a single `CanIfTxBuffer` is only configurable bigger than zero if the `CanIfTxBuffer` is not assigned to a FullCAN `HTH` (see `CanIfBufferSize`).

[SWS_CANIF_00836] [If it is possible to buffer a `CanIf Tx L-PDU` or a `Transmit Request`, because the buffer size of the assigned `CanIfTxBuffer` is bigger than zero (see [\[SWS_CANIF_00835\]](#)), `CanIf` shall buffer a `CanIf Tx L-PDU` or the `Transmit Request` in a free buffer element of the assigned `CanIfTxBuffer`, if the `CanIf Tx L-PDU` or the `Transmit Request` is not already buffered in the `CanIfTxBuffer`.]
()

[SWS_CANIF_00068] [If it is possible to buffer a `CanIf Tx L-PDU` or a `Transmit Request`, because the buffer size of the assigned `CanIfTxBuffer` is bigger than zero (see [\[SWS_CANIF_00835\]](#)), `CanIf` shall overwrite direct transmitted `CanIf Tx L-PDU` in the assigned `CanIfTxBuffer`, if the `CanIf Tx L-PDU` is already buffered in the `CanIfTxBuffer` when `Can_Write()` returns `CAN_BUSY`.]([SRS_Can_01011](#))

Note: There is nothing to do for already stored `Transmit Requests` (see [\[SWS_CANIF_00068\]](#)) due to the fact the data will be caught by `CanDrv` directly (using `CanIf_TriggerTransmit()`). Therefore, the latest data will be sent automatically.

If the order of various transmit requests of different `L-PDUs` shall be kept, transmit requests of upper layer modules must be connected to previous transmit confirmation notifications. This means that a subsequent `L-PDU` is requested for transmission by the upper layer modules only, if the transmit confirmation of the previous one was notified by `CanIf`.

Note: Additionally the order of transmit requests can differ depending on the number of configured hardware transmit objects.

[SWS_CANIF_00837] [If the buffer size is greater zero, all buffer elements are busy and `CanIf_Transmit()` is called with a new `L-PDU` (no other instance of the same `L-PDU` is already stored in the buffer), then the new `L-PDU` or its `Transmit Request` shall not be stored and `CanIf_Transmit()` shall return `E_NOT_OK`.]()

7.11.2.2 Clearance of transmit L-PDU buffers

[SWS_CANIF_00386] [`CanIf` shall evaluate during transmit confirmation (see [\[SWS_CANIF_00007\]](#)), whether pending `CanIf Tx L-PDUs` or `Transmit Requests` are stored within the `CanIfTxBuffers`, which are assigned to the new free `Hardware Transmit Object` (see [\[SWS_CANIF_00466\]](#)).]()

[SWS_CANIF_00668] [If pending `CanIf Tx L-PDUs` or `Transmit Requests` are available in the `CanIfTxBuffers` as per [\[SWS_CANIF_00386\]](#), then `CanIf` shall call `Can_Write()` for that pending `CanIf Tx L-PDU` or `Transmit Requests` (of the one assigned to the new `Hardware Transmit Object`) with the highest priority (see [\[SWS_CANIF_00070\]](#)).]()

[SWS_CANIF_00070] [`CanIf` shall transmit `L-PDUs` or `Transmit Requests` stored in the `Transmit L-PDU Buffers` in priority order (see [\[12\]](#)) per each `HTH`. `CanIf` shall not differentiate between `L-PDUs` and `Transmit Requests`.]()

[SWS_CANIF_00183] [When `CanIf` calls the function `Can_Write()` for prioritized L-PDUs and `Transmit Requests` stored in `CanIfTxBuffer` and the return value of `Can_Write()` is `E_OK`, then `CanIf` shall remove this L-PDU or `Transmit Request` from the `Transmit L-PDU Buffer` immediately, before the transmit confirmation returns.]()

The behavior specified in [\[SWS_CANIF_00183\]](#) simplifies the choice of the new transmit L-PDU stored in the `Transmit L-PDU Buffer`.

7.11.2.3 Initialization of transmit L-PDU buffers

[SWS_CANIF_00387] [When function `CanIf_Init()` is called, `CanIf` shall initialize every `Transmit L-PDU Buffer` assigned to `CanIf`.]()

The requirement [\[SWS_CANIF_00387\]](#) is necessary to prevent transmission of old data after restart of the `CAN Controller`.

7.11.3 Data integrity of transmit L-PDU buffers

[SWS_CANIF_00033] [`CanIf` shall protect against concurrent access to `Transmit L-PDU Buffers` for transmit L-PDUs and `Transmit Requests`.] ([SRS_Can_01114](#))

This may be realized by using exclusive areas defined within the *BSW Scheduler*. These exclusive areas can e.g. be configured, that all interrupts will be disabled while the exclusive area is entered. The corresponding services from the *BSW Scheduler* module are `SchM_Enter_CanIf()` and `SchM_Exit_CanIf()`.

Rationale: for [\[SWS_CANIF_00033\]](#): pre-emptive accesses to the `Transmit L-PDU Buffer` cannot always be avoided. Such `Transmit L-PDU Buffer` access like storing a new L-PDU or removing transmitted L-PDU may occur preemptively.

7.12 Transmit confirmation

If a previous transmit request is completed successfully, `CanDrv` notifies it to `CanIf` by the call of `CanIf_TxConfirmation()` ([\[SWS_CANIF_00007\]](#)).

[SWS_CANIF_00383] [When callback notification `CanIf_TxConfirmation()` is called, `CanIf` shall identify the upper layer communication layer (see [\[SWS_CANIF_00414\]](#)), which is linked to the successfully transmitted L-PDU, and shall notify it about the performed transmission by call of `CanIf's` transmit confirmation service `<User_TxConfirmation>(E_OK)` (refer to [section 7.12 "Transmit confirmation"](#)).]()

The callback service `<User_TxConfirmation>()` is implemented by the notified upper layer module.

An upper communication layer module can be designed or configured in a way, that transmit confirmations can be processed with single or multiple callback services for different L-PDUs or groups of L-PDUs. All that services are called by `CanIf` at transmit confirmation of the corresponding L-PDU transmission request. The Transmit L-PDU enables to dispatch different confirmation services associated to the target upper layer module. This assignment is made statically during configuration.

One transmit L-PDU can only be assigned to one single transmit confirmation callback service. Please refer to [subsection 8.6.3.2 “<User_TxConfirmation>”](#).

[SWS_CANIF_00740] [If `CanIfPublicTxConfirmPollingSupport` is enabled, `CanIf` shall buffer the information about a received `TxConfirmation` per `CAN Controller`, if the controller mode of that controller is in state `CAN_CS_STARTED`.]()

7.13 Receive data flow

According to the AUTOSAR Basic Software Architecture the received data will be evaluated and processed in the upper layer communication stacks (i.e. AUTOSAR COM, `CanNm`, `CanTp`, `DCM`). This means, upper layer modules may neither work with (i.e. change) buffers of `CanDrv` (Rx) nor do they have access to buffers of `CanIf` (Tx).

`CanIf` provides internal buffering in the receive path only if `CANIF_PUBLIC_READRXPDU_DATA_API` (see [ECUC_CanIf_00607](#)) is set to `TRUE` (refer to [section 7.15](#)). Tx buffering is addressed in [section 7.11](#) and dynamic L-PDUs are concerned in [section 7.4](#).

In case of a new reception of an L-PDU `CanDrv` calls `CanIf_RxIndication()` (refer to [\[SWS_CANIF_00006\]](#)) of `CanIf`. The access to the L-PDU specific data is organized by these parameters:

- Hardware Receive Handle (`HRH`)
- Received CAN Identifier (`CanId`)
- Received Data Length
- Reference to [Received L-PDU](#)

The [Received L-PDU](#) is hardware dependent (nibble and byte ordering, access type) and allocated to the lowest layer in the communication system - to `CanDrv`. `HRH` serves as a link between `CanDrv` and the upper layer module using the L-PDU. The `HRH` identifies one CAN hardware receive object, where a new `CAN L-PDU` was received.

After the indication of a received L-PDU by `CanDrv` (`CanIf_RxIndication()` is called) the `CanIf` shall proceed as described in [7.14 Receive indication](#). `CanIf` is not able to recognize, whether `CanDrv` uses temporary buffering or a direct hardware access. It expects normalized L-PDU data in calls of the `CanIf_RxIndication()`.

The CAN hardware receive object is locked until the end of the copy process to the temporary or upper layer module buffer. The hardware object will be immediately released after `CanIf_RxIndication()` of `CanIf` returns to avoid loss of data.

`CanDrv`, `CanIf` and the upper layer module, which belongs to the received L-PDU, access the same temporary intermediate buffer, which can be located either in the CAN hardware receive object of the `CAN Controller` or as temporary buffer in `CanDrv`.

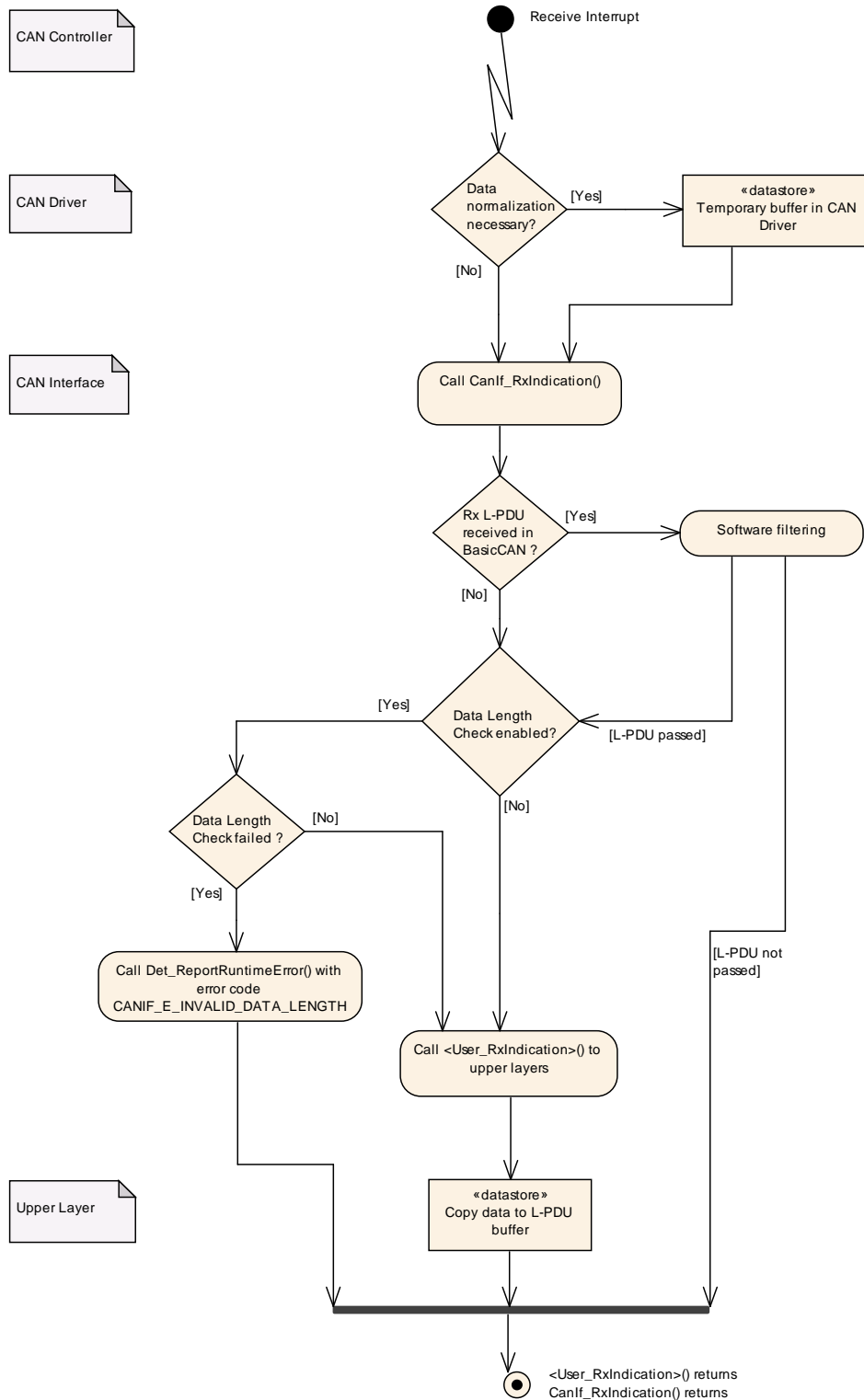


Figure 7.6: Receive data flow

7.14 Receive indication

A call of `CanIf_RxIndication()` (see [SWS_CANIF_00006]) references in its parameters a newly received CAN L-PDU. If the function `CanIf_RxIndication()` is called, the CanIf evaluates the CAN L-PDU for acceptance and prepares the L-SDU for later access by the upper communication layers. The CanIf notifies upper layer modules about this asynchronous event using `<User_RxIndication>()` (see subsection 8.6.3.3 “<User_RxIndication>”, [SWS_CANIF_00012]), if configured and if this CAN L-PDU is successfully detected and accepted for further processing. The detailed requirements for this behavior follow here.

[SWS_CANIF_00389] [If the function `CanIf_RxIndication()` is called, the CanIf shall process the Software Filtering on the received L-PDU as specified in 7.20, if configured (see multiplicity of *ECUC_CanIf_00628* equals 0..*) If Software Filtering rejects the received L-PDU, the CanIf shall end the receive indication for that call of `CanIf_RxIndication()`.]()

[SWS_CANIF_00390] [If `CanIf` accepts an L-PDU received via `CanIf_RxIndication()` during Software Filtering (see [SWS_CANIF_00389]), `CanIf` shall process the Data Length check afterwards, if configured (see *ECUC_CanIf_00617*).]()

For further details, please refer to section 7.21 “Data Length Check”.

[SWS_CANIF_00297] [If `CanIf` has accepted a L-PDU received via `CanIf_RxIndication()` during Data Length Check (see [SWS_CANIF_00390]), `CanIf` shall copy the number of bytes according to the configured Data Length (see *ECUC_CanIf_00599*) to the static receive buffer, if configured for that L-PDU (see [SWS_CANIF_00198], *ECUC_CanIf_00600*).]()

[SWS_CANIF_00851] [If *MetaData* is configured for a received L-SDU, `CanIf` shall copy the PDU payload to the static receive buffer and the CAN ID to the *MetaDataItem* of type *CAN_ID_32*.]()

[SWS_CANIF_00056] [If `CanIf` accepts a L-PDU received via `CanIf_RxIndication()` during Data Length Check (see [SWS_CANIF_00390], [SWS_CANIF_00026]), `CanIf` shall identify if a target upper layer module was configured (see configuration description of [SWS_CANIF_00012], *ECUC_CanIf_00529*, *ECUC_CanIf_00530*) to be called with its providing receive indication service for the received L-SDU.]()

[SWS_CANIF_00135] [If a target upper layer module was configured to be called with its providing receive indication service (see [SWS_CANIF_00056]), the CanIf shall call this configured receive indication callback service (see *ECUC_CanIf_00530*) and shall provide the parameters required for upper layer notification callback functions (see [SWS_CANIF_00012]) based on the parameters of `CanIf_RxIndication()`.] (*SRS_BSW_00325*)

Note: A single receive L-PDU can only be assigned to a single receive indication callback service (refer to multiplicity of `CANIF_USERRXINDICATION_NAME`, *ECUC_CanIf_00530*).

Overview: `CanIf` performs the following steps at a call of `CanIf_RxIndication()`:

- Software Filtering (only BasicCAN), if configured
- Data Length Check, if configured
- buffer received L-SDU if configured
- call upper layer receive indication callback service, if configured.

7.15 Read received data

The read received data API `CanIf_ReadRxPduData()` (see [SWS_CANIF_00194]) is a common interface for upper layer modules to read CAN L-SDUs recently received from the CAN network. The upper layer modules initiate the receive request only via `CanIf` services without direct access to `CanDrv`. The initiated receive request is successfully completed, if `CanIf` wrote the received L-SDU into the upper layer module I-PDU buffer.

The function `CanIf_ReadRxPduData()` makes reading out data without dependence of reception event (RxIndication) possible. When it is enabled at configuration time (see `CANIF_PUBLIC_READRXPDU_DATA_API`, *ECUC_CanIf_00607*), not necessarily a receive indication service for the same L-SDU has to be configured (see *ECUC_CanIf_00529*). If needed, the receive indication can be enabled, too.

By this way the type of mechanism to receive L-SDUs (in the upper layer modules of `CanIf`) can be chosen at configuration time by the parameter `CANIF_RXPDU_USERRXINDICATION_UL` (see *ECUC_CanIf_00529*) and parameter `CANIF_RXPDU_READ_DATA` (see *ECUC_CanIf_00600*) according to the needs of the upper layer module, to which the corresponding receive L-SDU belongs to. For details please refer to section 9.10 “Read received data”.

[SWS_CANIF_00198] [If the configuration parameter `CANIF_PUBLIC_READRXPDU_DATA_API` (*ECUC_CanIf_00607*) is set to TRUE, `CanIf` shall store each received L-SDU, at which `CANIF_RXPDU_READDATA` (*ECUC_CanIf_00600*) is enabled, into a receive L-SDU buffer. This means that if the configuration parameter `CANIF_RXPDU_READDATA` (*ECUC_CanIf_00600*) is set to TRUE, `CanIf` has to allocate a receive L-SDU buffer for this receive L-SDU.]()

[SWS_CANIF_00199] [After call of `CanIf_RxIndication()` and passing of software filtering and Data Length Check, `CanIf` shall store the received L-SDU in this receive L-SDU buffer. During the call of `CanIf_ReadRxPduData()` the assigned receive L-SDU buffer containing a recently received L-SDU, `CanIf` shall avoid preemptive receive L-SDU buffer access events (refer to [SWS_CANIF_00064]) to that receive L-SDU buffer.]()

7.16 Read Tx/Rx notification status

In addition to the notification callback functions `CanIf` provides the API service `CanIf_ReadTxNotifStatus()` (see [SWS_CANIF_00202]) to read the transmit confirmation status of any transmit L-SDU and the API service `CanIf_ReadRxNotifStatus()` is provided to read the receive indication status of any receive L-SDU.

`CanIf`'s API services `CanIf_ReadTxNotifStatus()` (see [SWS_CANIF_00202]) and `CanIf_ReadRxNotifStatus()` (see [SWS_CANIF_00230]) can be enabled/disabled globally or per L-SDU at pre-compile time configuration using the configuration parameters `CANIF_PUBLIC_READTXPDU_NOTIFY_STATUS_API` (`ECUC_CanIf_00609`), `CANIF_PUBLIC_READRXPDU_NOTIFY_STATUS_API` (`ECUC_CanIf_00608`), `CANIF_TXPDU_READ_NOTIFYSTATUS` (`ECUC_CanIf_00589`), and `CANIF_RXPDU_READ_NOTIFYSTATUS` (`ECUC_CanIf_00595`).

[SWS_CANIF_00472] [If configuration parameter `CANIF_PUBLIC_READTXPDU_NOTIFY_STATUS_API` (`ECUC_CanIf_00609`) is set to TRUE, `CanIf` shall store the current notification status for each transmit L-SDU.]()

[SWS_CANIF_00473] [If configuration parameter `CANIF_PUBLIC_READRXPDU_NOTIFY_STATUS_API` (`ECUC_CanIf_00608`) is set to TRUE, `CanIf` shall store the current notification status for each receive L-SDU.]()

Rationale for [SWS_CANIF_00391] and [SWS_CANIF_00393] respectively [SWS_CANIF_00392] and [SWS_CANIF_00394]: This 'read-and-consume' behavior ensures, that at least one successful transmit or receive event occurred after last call of this service.

7.17 Data integrity

[SWS_CANIF_00064] Shared code shall be reentrant [`CanIf` shall protect preemptive events, which access shared resources, that could be changed during `CanIf`'s event handling, against each other.](`SRS_BSW_00312`)

Rationale: An attempt to update the data in the upper layer module buffers as well as in `CanIf`'s internal buffers has to be done with respect to possible changes done in the context of an interrupt service routine or other preemptive events. Preemptive events probably occur either from preemptive tasks, multiple CAN interrupts, if multiple physical channels i.e. for gateways are used, or in case of other peripherals or network systems interrupts, which have the needs to transmit and receive L-PDUs on the network.

[SWS_CANIF_00058] [If `CanIf`'s environment reads data from `CanIf` controlled memory areas initiated by calling one of the functions `CanIf_Transmit()`, `CanIf_TxConfirmation()`, and `CanIf_ReadRxPduData()`, `CanIf` shall guarantee that the provided values are the most recently acquired values.]()

Hint: The functions `CanIf_Transmit()`, `CanIf_TxConfirmation()`, and `CanIf_ReadRxPduData()` access data from `CanIf` controlled memory areas only, if `CanIf` is configured to use transmit buffers or receive buffers.

Handling of shared transmit and receive L-PDU/L-SDU buffers are critical issues for the implementation of `CanIf`. Therefore `CanIf` shall ensure data integrity and thus use appropriate mechanisms for access to shared resources like transmission/reception L-PDU/L-SDU buffers. Preemptive events, i.e. transmission and reception event from other `CAN Controllers` could compromise data integrity by writing into the same L-PDU/L-SDU buffer.

`CanIf` can e.g. use `CanDrv` services to enable (`Can_EnableControllerInterrupts()`) and disable (`Can_DisableControllerInterrupts()`) CAN interrupts and its notifications at entry and exit of the critical sections separately for each `CAN Controller`. If there are common resources for multiple `CAN Controllers`, the entire CAN Interrupts must be locked. These sections must not take a long time in order to prevent serious performance degradation. Thus copying of data, change of static variables, counters and semaphores should be carried out inside these critical sections. It is up to the implementation to use appropriate mechanisms to guarantee data integrity, interrupt ability and reentrancy.

The transmit request API `CanIf_Transmit()` must be able to operate re-entrant to allow multiple transmit request calls caused by different preemptive events of different L-PDUs/L-SDUs. `CanDrv`'s transmit request API `Can_Write()` operates re-entrant as well.

7.18 CAN Controller Mode

7.18.1 General Functionality

`CanIf` provides services for controlling the communication mode of all supported `CAN Controllers` represented by the underlying `CanDrv`. This means that all `CAN Controllers` are controlled by the corresponding provided API services to request and read the current controller mode.

The `CAN Controller` status may be changed at request of the upper layer by the calling of `CanIf_SetControllerMode()` service. The request is passed by `CanIf` via the `CanDrv` API to the addressed `CAN Controller`.

The consistent management of all `CAN Controllers` connected at one CAN network is the task of `CanSm`. By this way `CanSm` is responsible to set all `CAN Controllers` of one CAN network sequentially to sleep mode or to wake them up.

`CanIf` accepts every state transition request by calling the function `CanIf_SetControllerMode()` or `CanIf_ControllerBusOff()`. `CanIf` does not decide if a requested mode transition of the `CAN Controller` is valid or not. `CanIf` only interacts with `CanDrv` by fetching the current mode and execution of requested mode transitions.

This network related state machine is implemented in `CanSm`. Refer to [3]. `CanIf` only stores the requested mode and executes the requested transition.

Hint: As optimisation to avoid frequent requests to `CanDrv` for internal use the last state indicated by `CanIf_ControllerModeIndication()` and `Can_GetControllerMode()` could be stored per controller.

Hint: It has to be regarded that not only `CanSm` is able to request CAN Controller Mode changes.

7.18.2 CAN Controller Operation Modes

According to the requested operation mode by `CanSm`, `CanIf` forwards request `Can-Drvs`.

[SWS_CANIF_00677] [If a controller mode referenced by `ControllerId` is in state `CAN_CS_STOPPED` and if the `PduIdType` parameter in a call of `CanIf_Transmit()` is assigned to that `CAN Controller`, then the call of `CanIf_Transmit()` does not result in a call of `Can_Write()` (see [SWS_CANIF_00317]) and returns `E_NOT_OK`.]
()

[SWS_CANIF_00485] [If a controller mode referenced by `ControllerId` enters state `CAN_CS_STOPPED`, then `CanIf` shall clear the `CanIf` transmit buffers assigned to the `CAN Controller` corresponding.]
()

[SWS_CANIF_00739] [If a controller mode referenced by `ControllerId` enters state `CAN_CS_STOPPED`, then `CanIf` shall inform corresponding upper layer modules about failed transmission by calling `<User_TxConfirmation>(id, E_NOT_OK)` for every outstanding `TxConfirmation` assigned to that `CAN Controller`. If `CanIfPublicTxConfirmPollingSupport` is enabled, `CanIf` shall also clear the information about a `TxConfirmation` (see [SWS_CANIF_00740]).]
()

Note: This ensures, that for each PDU, which shall be transmitted via `CanIf_Transmit()`, either a positive or negative `<User_TxConfirmation>()` is called.

[SWS_CANIF_00724] [When callback `CanIf_ControllerBusOff(ControllerId)` is called, the `CanIf` shall call `CanSM_ControllerBusOff(ControllerId)` of

the `CanSm` (see [subsection 8.6.3.9](#) or a *CDD* (see [\[SWS_CANIF_00559\]](#), [\[SWS_CANIF_00560\]](#)). `]()`

[SWS_CANIF_00711] [When callback `CanIf_ControllerModeIndication(Controll`
`erId, ControllerMode)` is called, `CanIf` shall call `CanSm_ControllerModeIndication(Controll`
`erId, ControllerMode)` of the `CanSm` (see [subsection 8.6.3.9](#) “<User_ControllerModeIndication>”) or a *CDD* (see [\[SWS_CANIF_00691\]](#), [\[SWS_CANIF_00692\]](#)). `]()`

[SWS_CANIF_00712] [When callback `CanIf_TrcvModeIndication(Transceiver,`
`TrcverMode)` is called, `CanIf` shall call `CanSM_TransceiverModeIndication(TransceiverId,`
`TrcverMode)` of the `CanSm` (see [subsection 8.6.3.9](#) “<User_ControllerModeIndication>”) or a *CDD* (see [\[SWS_CANIF_00697\]](#), [\[SWS_CANIF_00698\]](#)). `]()`

7.18.3 Controller Mode Transitions

The API for state change requests to the `CAN Controller` behaves in an asynchronous manner with asynchronous notification via callback services.

The real transition to the requested mode occurs asynchronously based on setting of transition requests in the CAN controller hardware, e.g. request for sleep transition `CAN_CS_SLEEP`. After successful change to e.g. `CAN_CS_SLEEP` mode `CanDrv` calls function `CanIf_ControllerModeIndication()` and `CanIf` in turn calls function `<User_ControllerModeIndication>()`. If CAN transitions very fast, `CanIf_ControllerModeIndication()` can be called during `CanIf_SetControllerMode()`. This is implementation specific.

Unsuccessful or no mode transitions of the `CAN Controllers` have to be tracked by upper layer modules. Mode transitions `CAN_CS_STARTED` and `CAN_CS_STOPPED` are treated similar.

Upper layer modules of `CanIf` can poll the current Controller Mode by `CanIf_GetControllerMode()`.

Not all types of `CAN Controllers` support *Sleep* and *Wake-Up Mode*. These modes are then encapsulated by `CanDrv` by providing hardware independent operation modes via its interface, which has to be managed by `CanIf`.

Note: It is possible that during transition from `CAN_CS_STOPPED` to `CAN_CS_SLEEP` `CAN Controller` may indicate a wake-up interrupt to the ECU Integration Code.

`CanIf` distinguishes between internal initiated CAN controller wake-up request (internal request) and network wake-up request (external request). The internal request is initiated by call of `CanIf`'s function `CanIf_SetControllerMode(ControllerId, CAN_CS_STARTED)` and it is an internal asynchronous request. The external request is a CAN controller event, which is notified by `CanDrv` or `CanTrcv` to the ECU Integration Code. For details see respective UML diagram in the chapter "CAN Wakeup Sequences" of document [13].

7.18.4 Wake-up

The ECU supports wake-up over CAN network, regardless of the used wake-up method (directly about [CAN Controller](#) or [CAN Transceiver](#)), only if the [CAN Controller](#) and [CAN Transceiver](#) are set to some kind of "listen for wake-up" mode. This is usually a *Sleep Mode*, where the usual communication is disabled. Only this mode ensures that the [CAN Controller](#) is stopped. Thus, the wake-up interrupt can be enabled.

7.18.4.1 Wake-up detection

If *wake-up support* is enabled (see [[SWS_CANIF_00180](#)]) [CanIf](#) is notified by the Integration Code about a detected CAN wake-up by the service [CanIf_CheckWakeup\(\)](#) (see CAN Wakeup Sequences of [13]).

In case of a CAN bus "wake-up" event the function [CanIf_CheckWakeup\(WakeupSource\)](#) may be called during execution of [EcuM_CheckWakeup\(WakeupSource\)](#) (see wake-up sequence diagrams of [EcuM](#)). [CanIf](#) in turn checks by configured input reference to [EcuMWakeupSource](#) in [CanDrvs](#), which [CanDrvs](#) have to be checked. [CanIf](#) gets this information via reference [CanIfCtrlCanCtrlRef](#) (see [ECUC_CanIf_00636](#)).

The Communication Service, which is called, belongs to the service defined during configuration (see [ECUC_CanIf_00250](#)). In this way [EcuM](#) as well as [CanSm](#) are able to change CAN Controller States and to control the system behavior concerning the *BusOff recovery* or *wake-up procedure*.

[SWS_CANIF_00395] [When [CanIf_CheckWakeup\(EcuM_WakeupSourceType WakeupSource\)](#) is invoked, [CanIf](#) shall query [CanDrvs](#) / [CanTrcv](#)s via [CanTrcv_CheckWakeup\(\)](#) or [Can_CheckWakeup\(\)](#), which exact CAN hardware device caused the bus wake-up.]()

Note: It is implementation specific, which controllers and transceivers are queried. [CanIf](#) just has to find out the exact CAN hardware device.

[SWS_CANIF_00720] [If at least one function call of [Can_CheckWakeup\(\)](#) or [CanTrcv_CheckWakeup\(\)](#) returns [E_OK](#) to [CanIf](#), then [CanIf_CheckWakeup\(\)](#) shall return [E_OK](#).]()

[SWS_CANIF_00678] [If all calls of [Can_CheckWakeup\(\)](#) or [CanTrcv_CheckWakeup\(\)](#) return [E_NOT_OK](#) to [CanIf](#), then [CanIf_CheckWakeup\(\)](#) shall return [E_NOT_OK](#).]()

7.18.4.2 Wake-up Validation

Note: When a [CAN Controller](#) / [CAN Transceiver](#) detects a bus wake-up event, then this will be notified to the *ECU State Manager* directly. If such a *wake-up*

event needs to be validated, the *EcuM* (or a *CDD*) switches on the corresponding *CAN Controller* (`CanIf_SetControllerMode()`) and *CAN Transceiver* (`CanIf_SetTrcvMode()`) (For more details see chapter 9 of [13]).

Attention: *CanIf* notifies the upper layer modules about received messages after the *PDU Channel Mode* has been set to `CANIF_ONLINE` or `CANIF_TX_OFFLINE`. Thus, it is necessary that the *PDU Channel Mode* is not set to `CANIF_ONLINE` or `CANIF_TX_OFFLINE` if wake-up validation is required.

Note: As per [SWS_CAN_00411] and *CAN Controller State Diagram* (see [1]) a direct transition from mode `CAN_CS_SLEEP` to `CAN_CS_STARTED` is not allowed.

[SWS_CANIF_00226] [*CanIf* shall provide wake-up service `CanIf_CheckValidation()` only, if

- underlying *CAN Controller* provides *wake-up support* and wake-up is enabled by the parameter `CANIF_CTRL_WAKEUP_SUPPORT` (see *ECUC_CanIf_00637*) and by *CanDrv* configuration
- and/or underlying *CAN Transceiver* provides wake-up support and wake-up is enabled by the parameter `CANIF_TRCV_WAKEUP_SUPPORT` (see *ECUC_CanIf_00606*) and by *CanTrcv* configuration
- and configuration parameter `CANIF_PUBLIC_WAKEUP_CHECK_VALIDATION_SUPPORT` (see *ECUC_CanIf_00611*) is enabled.

]()

[SWS_CANIF_00286] [If `CanIfPublicWakeupCheckValidSupport` equals `TRUE`, *CanIf* enables the detection for CAN wake-up validation. Therefore, *CanIf* stores the event of the first valid call of `CanIf_RxIndication()` of a *CAN Controller* which has been set to `CAN_CS_STARTED`. The first call of `CanIf_RxIndication()` is valid:

- only for received NM messages if `CanIfPublicWakeupCheckValidByNM` is `TRUE`
- for all received messages corresponding to a configured Rx PDU if `CanIfPublicWakeupCheckValidByNM` is `FALSE`.

](*SRS_Can_01151*)

[SWS_CANIF_00179] [`<User_ValidateWakeupEvent>(sources)` shall be called during `CanIf_CheckValidation(WakeupSource)`, whereas `sources` is set to `WakeupSource`, if the event of the first called `CanIf_RxIndication()` is stored in *CanIf* at the corresponding *CAN Controller*.](*SRS_Can_01136*)

Note: If there is no *wake-up event* stored in *CanIf*, `CanIf_CheckValidation()` should not call `<User_ValidateWakeupEvent>()`.

Note: The parameter of the function `<User_ValidateWakeupEvent>()` is of type:

- `sources`: `EcuM_WakeupSourceType` (see [13])

[SWS_CANIF_00756] [When controller mode is set to CAN_CS_SLEEP the stored event from previous wake-up (first call of CanIf_RxIndication) shall be cleared (see [SWS_CANIF_00179]).]()

7.19 PDU channel mode control

7.19.1 PDU channel groups

Each L-PDU is assigned to one dedicated physical CAN channel connected to one CAN Controller and one CAN network. By this way all L-PDUs belonging to one Physical Channel can be controlled on the view of handling logically single L-PDU channel groups. Those logical groups represent all L-PDUs of one ECU connected to one underlying CAN network.

Figure 7.7 below shows one possible usage of L-PDU channel group and its relation to the upper layers and/or networks.

An L-PDU can only be assigned to one channel group.

Typical users like PduR or the Network Management are responsible for controlling the PDU operation modes.

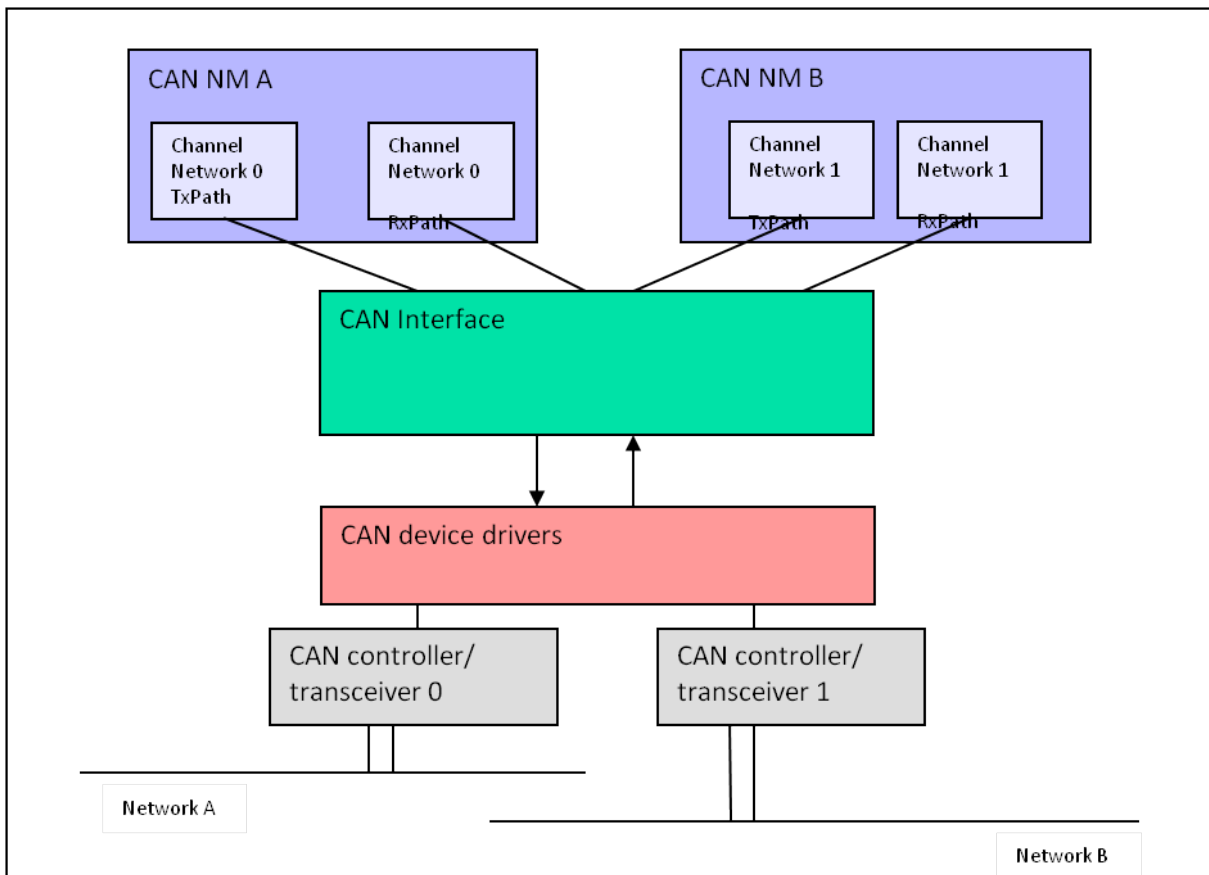


Figure 7.7: Channel PDU groups

7.19.2 PDU channel modes

`CanIf` provides the services `CanIf_SetPduMode()` and `CanIf_GetPduMode()` to prevent the processing of

- all `Transmit L-PDUs` belonging to one logical channel,
- all `Transmit L-PDUs` and `Receive L-PDUs` belonging to one logical channel.

Changing the PDU channel mode is only allowed in case corresponding controller mode equals `CAN_CS_STARTED` (refer to [SWS_CANIF_00874]).

While `CANIF_ONLINE` and `CANIF_OFFLINE` affecting the whole communication the PDU channel modes `CANIF_TX_OFFLINE` and `CANIF_TX_OFFLINE_ACTIVE` enable/disable transmission path separately.

`CanIf` provides information about the current PDU channel mode via the service `CanIf_GetPduMode()`.

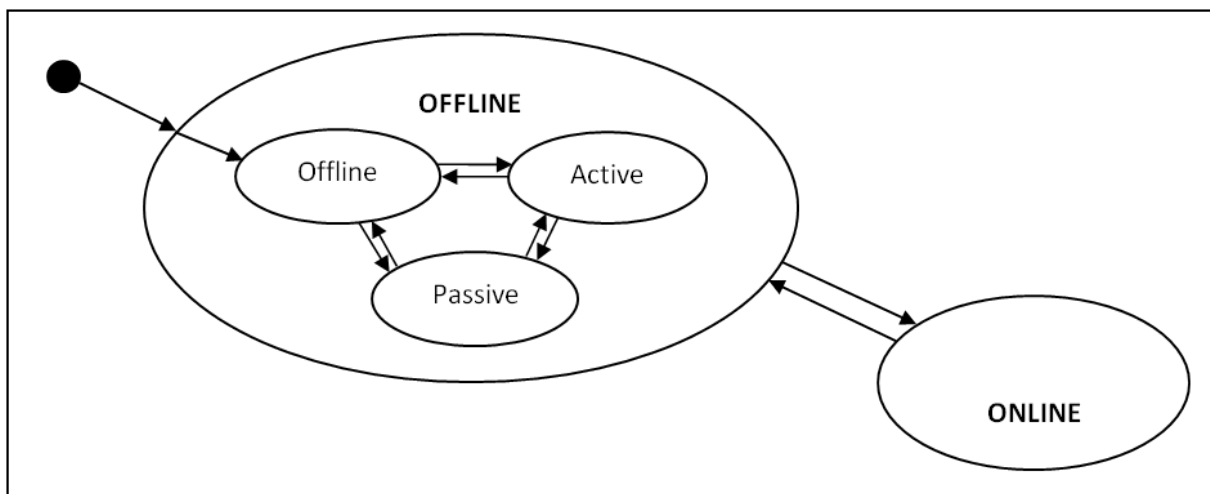


Figure 7.8: PDU channel mode control

Figure 7.8 shows a diagram with possible PDU channel modes. Each `L-PDU` channel can be in `CANIF_OFFLINE` (no communication), `CANIF_TX_OFFLINE` (passive mode => listen without sending), `CANIF_TX_OFFLINE_ACTIVE` (simulated transmission without listening (see [SWS_CANIF_00072])), and `CANIF_ONLINE` (full communication). The default state is the `CANIF_OFFLINE` mode.

7.19.2.1 CANIF_OFFLINE

[SWS_CANIF_00864] [During initialization `CanIf` shall switch every channel to `CANIF_OFFLINE`.]()

[SWS_CANIF_00865] [If `CanIf_SetControllerMode(ControllorId, CAN_CS_SLEEP)` is called, `CanIf` shall set the PDU channel mode of the corresponding channel to `CANIF_OFFLINE`.]()

[SWS_CANIF_00073] [For *Physical Channels* switching to `CANIF_OFFLINE` mode *CanIf* shall:

- prevent forwarding of transmit requests `CanIf_Transmit()` of associated L-PDUs to *CanDrv* (return `E_NOT_OK` to the calling upper layer modules),
- clear the corresponding *CanIf* transmit buffers,
- prevent invocation of receive indication callback services of the upper layer modules,
- prevent invocation of transmit confirmation callback services of the upper layer modules.

]()

[SWS_CANIF_00866] [If `CanIf_SetControllerMode(ControlllerId, CAN_CS_STOPPED)` or `CanIf_ControllerBusOff(ControlllerId)` is called, *CanIf* shall set the PDU channel mode of the corresponding channel to `CANIF_TX_OFFLINE`.]()

[SWS_CANIF_00489] [For *Physical Channels* switching to `CANIF_TX_OFFLINE` mode *CanIf* shall:

- prevent forwarding of transmit requests `CanIf_Transmit()` of associated L-PDUs to *CanDrv* (return `E_NOT_OK` to the calling upper layer modules),
- clear the corresponding *CanIf* transmit buffers,
- prevent invocation of transmit confirmation callback services of the upper layer modules.
- enable invocation of receive indication callback services of the upper layer modules.

]()

The *BusOff* notification is implicitly suppressed in case of `CANIF_OFFLINE` and `CANIF_TX_OFFLINE` due to the fact, that no L-PDUs can be transmitted and thus the *CAN Controller* is not able to go in *BusOff* mode by newly requested L-PDUs for transmission.

[SWS_CANIF_00118] [If those *Transmit L-PDUs*, which are already waiting for transmission in the *CAN Transmit Hardware Object*, will be transmitted immediately after change to `CANIF_TX_OFFLINE` or `CANIF_OFFLINE` mode and a subsequent *BusOff* event occurs, *CanIf* does not prohibit execution of the *BusOff* notification `<User_ControllerBusOff>(ControlllerId)`.]()

The wake-up notification is not affected concerning PDU channel mode changes.

7.19.2.2 CANIF_ONLINE

[SWS_CANIF_00075] [For *Physical Channels* switching to CANIF_ONLINE mode *CanIf* shall:

- enable forwarding of transmit requests *CanIf_Transmit()* of associated L-PDUs to *CanDrv*,
- enable invocation of receive indication callback services of the upper layer modules,
- enable invocation of transmit confirmation callback services of the upper layer modules.

]()

7.19.2.3 CANIF_OFFLINE_ACTIVE

If *CanIfTxOfflineActiveSupport* = TRUE *CanIf* provides simulation of successful transmission by CANIF_TX_OFFLINE_ACTIVE mode. This mode is enabled by call of *CanIf_SetPduMode(ControllorId, CANIF_TX_OFFLINE_ACTIVE)* and only affects the transmission path.

[SWS_CANIF_00072] [For every L-PDU assigned to a channel which is in CANIF_TX_OFFLINE_ACTIVE mode *CanIf* shall call the transmit confirmation callback services of the upper layer modules immediately instead of buffering or forwarding of the L-PDUs to *CanDrv* during the call of *CanIf_Transmit()*.]()

Note: During CANIF_TX_OFFLINE_ACTIVE mode the upper layer has to handle the execution of the transmit confirmations. The transmit confirmation handling is executed immediately at the end of the transmit request (see [SWS_CANIF_00072]).

Rational: This functionality is useful to realize special operating modes (i.e. diagnosis passive mode) to avoid bus traffic without impact to the notification mechanism. This mode is typically used for diagnostic usage.

7.20 Software receive filter

Not all L-PDUs, which may pass the hardware acceptance filter and therefore are successful received in *BasicCAN Hardware Objects*, are defined as *Receive L-PDUs* and thus needed from the corresponding ECU. *CanIf* optionally filters out these L-PDUs and prohibits further software processing.

Certain software filter algorithms are provided to optimize software filter runtime. The approach of software filter mechanisms is to find out the corresponding L-PDU from the HRH and *CanId* currently being processed. After the L-PDU is found, *CanIf* accepts the reception and enables upper layers to access L-SDU information directly.

7.20.1 Software filtering concept

The configuration tool handles the information about hardware acceptance filter settings. The most important settings are the number of the L-PDU hardware objects and their range. The outlet range defines, which [Receive L-PDUs](#) belongs to each [Hardware Receive Object](#). The following definitions are possible:

- a single [Receive L-PDU](#) (*FullCAN* reception),
- a list of [Receive L-PDUs](#) or
- one or multiple ranges of [Receive L-PDUs](#) can be linked to a [Hardware Receive Object](#) (*BasicCAN* reception).

For definition of range reception it is necessary to define at least one [Rx L-PDU](#) where the [CanId](#) or the complete ID range is inside the defined range.

[SWS_CANIF_00645] [A range of [CanIds](#) which shall pass the software receive filter shall either be defined by its upper limit (see [CANIF_HRHRANGE_UPPER_CANID](#), [ECUC_CanIf_00630](#)) and lower limit (see [CANIF_HRHRANGE_LOWER_CANID](#), [ECUC_CanIf_00629](#)) [CanId](#), or by a base ID (see [CANIF_HRHRANGE_BASEID](#)) and a mask that defines the relevant bits of the base ID (see [CANIF_HRHRANGE_MASK](#)).]
()

Note: Software receive filtering is optional (see multiplicity of 0..* in [ECUC_CanIf_00628](#)).

[SWS_CANIF_00646] [Each configurable range of [CanIds](#) (see [\[SWS_CANIF_00645\]](#)), which shall pass the software receive filter, shall be configurable either for *Standard CAN IDs* or *Extended CAN IDs* via [CANIF_HRHRANGE_CANIDTYPE](#) (see [ECUC_CanIf_00644](#)).]
()

[Receive L-PDUs](#) are provided as constant structures statically generated from the communication matrix. They are arranged according to the corresponding hardware acceptance filter, so that there is one single list of receive [CanIds](#) for every [Hardware Receive Object](#) ([HRH](#)). The corresponding list can be derived by the [HRH](#), if multiple *BasicCAN* objects are used. The subsequent filtering is the search through one list of multiple [CanIds](#) by comparing them with the new received [CanId](#). In case of a hit the [Receive L-PDU](#) is derived from the found [CanId](#).

[SWS_CANIF_00030] [If the [CanId](#) of the received [L-PDU](#) in the [HRH](#) is configured to be received, then [CanIf](#) shall accept this [L-PDU](#) and the software filtering algorithm shall derive the corresponding [Receive L-PDU](#) from the found [CanId](#).]
([SRS_Can_01018](#))

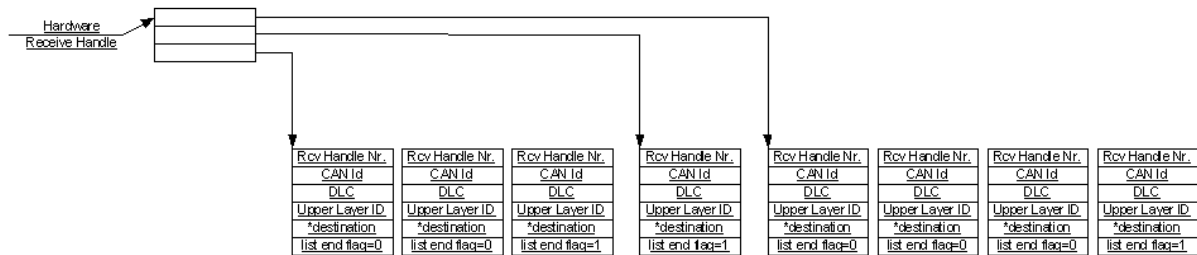


Figure 7.9: Software filtering example

[SWS_CANIF_00852] [If a range is (partly) contained in another range, or a single `CanId` is contained in a range, the software filter shall select the L-PDU based on the following assumptions:

- A single `CanId` is always more relevant than a range.
- A smaller range is more relevant than a larger range.

]()

7.20.2 Software filter algorithms

The choice of suitable software search algorithms it is up to the implementation of `CanIf`. According to the wide range of possible receive `BasicCAN` operations provided by the `CAN Controller` it is recommended to offer several search algorithms like linear search, table search and/or hash search variants to provide the most optimal solution for most use cases.

7.21 Data Length Check

The received Data Length value is compared with the configured Data Length value of the received L-PDU. The configured Data Length value shall be derived from the size of used bytes inside this L-PDU. The configured Data Length value may not be necessarily that Data Length value defined in the CAN communication matrix and used by the sender of this CAN L-PDU.

[SWS_CANIF_00026] [`CanIf` shall accept all received L-PDUs (see **[SWS_CANIF_00390]**) with a Data Length value equal or greater then the configured Data Length value (see *ECUC_CanIf_00599*).](*SRS_Can_01005*)

Hint: The Data Length Check can be enabled or disabled globally by `CanIf` configuration (see `CanIfPrivateDataLengthCheck`) for all used `CanDrvs`.

[SWS_CANIF_00168] [If the Data Length Check rejects a received L-PDU (see **[SWS_CANIF_00026]**), `CanIf` shall report runtime error code `CANIF_E_INVALID_DATA_LENGTH` to the `Det_ReportRuntimeError()` service of the DET module.]()

[SWS_CANIF_00829] [*CanIf* shall pass the received (see [SWS_CANIF_00006]) length value to the target upper layer module (see [SWS_CANIF_00135]), if the Data Length Check is passed.]()

[SWS_CANIF_00830] [*CanIf* shall pass the received (see [SWS_CANIF_00006]) length value to the target upper layer module (see [SWS_CANIF_00135]), if the Data Length Check is not configured (see *ECUC_CanIf_00617*)]()

7.22 L-SDU dispatcher to upper layers

Rationale: At transmission side the L-SDU dispatcher has to find out the corresponding Tx confirmation callback service of the target upper layer module. At reception side each L-SDU belongs to one single upper layer module as destination. This relation is assigned statically at configuration time. The task of the L-SDU dispatcher inside of *CanIf* is to find out the customer for a received L-SDU and to dispatch the indications towards the found upper layer. These transmit confirmation as well as receive indication notification services may exist several times with different names defined in the notified upper layer modules. Those notification services are statically configured, depending on the layers that have to be served.

7.23 Polling mode

The polling mode provides handling of transmit, receive and error events occurred in the CAN hardware without the usage of hardware interrupts. Thus the *CanIf* and the *CanDrv* provides notification services for detection and execution corresponding hardware events. In polling mode the behavior of these *CanIf* notification services does not change. By this way upper layer modules are abstracted from the strategy to detect hardware events. If different *CanDrvs* are in use, the calling frequency has to be harmonized during configuration setup and system integration.

These notification services are able to detect new events that occurred in the CAN hardware objects since its last execution. The *CanIf*'s notification services for forwarding of detected events by the *CanDrv* are the same like for interrupt operation (see [section 8.4 "Callback notifications"](#)).

The user has to consider, that the *CanIf* has to be able to perform notification services triggered by interrupt on interrupt level as well as to perform invoked notification services on task level. If any access to the CAN controller's mailbox is blocked, subsequent transmit buffering takes place (refer [section 7.11 "Transmit buffering"](#)).

The Polling and Interrupt mode can be configured for each underlying CAN controller.

7.24 Multiple CAN Driver support

`CanIf` needs a specific mapping to cover multiple `CanDrv` to provide a common interface to upper layers. Thus, `CanIf` must dispatch all actions up-down to the APIs of the corresponding `CanDrv` and underlying `CAN Controller(s)`. For the way down-up `CanIf` has to provide adequate callback notifications to differentiate between multiple `CanDrvs`.

Each `CanDrv` supports a certain number of underlying `CAN Controllers` and a fixed number of `HTHs/HRHs`. Each `CanDrv` has an own numbering area, which starts always at zero for `CAN Controllers` and `HTHs`. `CanIf` has to derive the corresponding `CanDrv` from the `L-SDU` passed in the APIs. The parameters have to be translated accordingly: i.e. `L-SDU => HTH/HRH, CanId, Data Length.`"

The support for multiple `CanDrvs` can be enabled and disabled by the configuration parameter `CanIfPublicMultipleDrvSupport`.

7.24.1 Transmit requests by using multiple CAN Drivers

Each `Transmit L-PDU` enables `CanIf` to derive the corresponding `CAN Controller` and implicitly `CanDrv` serving the affected `Hardware Unit`. Resolving of these dependencies is possible because of the construction of the `CAN Controller Handle`: it combines `CanDrv Handle` and the corresponding `CAN Controller` in the `Hardware Unit`.

At configuration time a `CAN Controller Handle` will be mapped to each `CAN Controller`. The sequence diagram [Figure 7.10](#) below demonstrates two transmit requests directed to different `CanDrvs`. `CanIf` needs only to select the corresponding `CanDrv` in order to call the correct API service.

Note: [Figure 7.10](#) and the following table serve only as an example. Finally, it is up to the implementation to access the correct APIs of underlying `CanDrvs`.

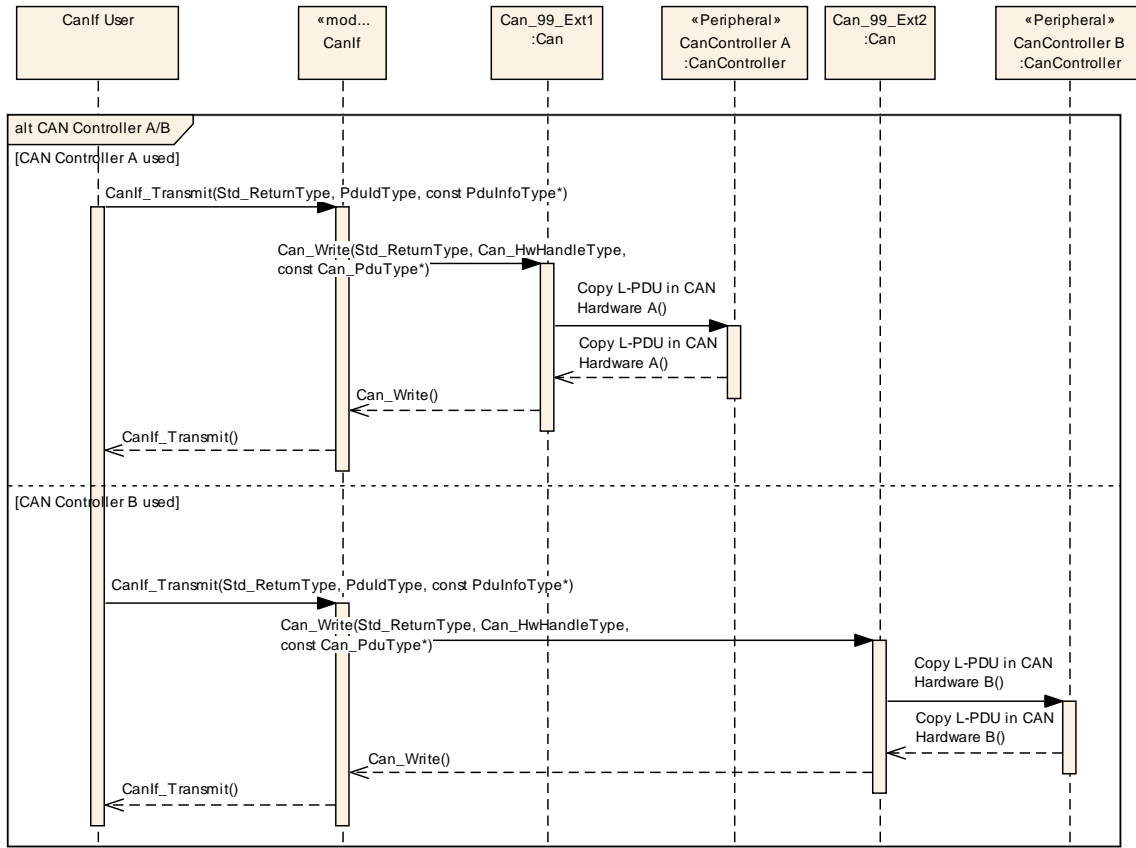


Figure 7.10: Transmission request with multiple CAN Drivers - simplified

Operations called	Description
<code>CanIf_Transmit (PduId_1, PduInfoPtr_1)</code>	Upper layer initiates a <i>transmit request</i> . The <code>PduId</code> is used for tracing the requested <i>CAN Controller</i> and then to serving the <i>Hardware Unit</i> . The number of the <i>Hardware Unit</i> is relevant for the dispatch as it is used as index for the array with pointer to functions. At first the number of the PDU channel group will be extracted from the <code>PduId_1</code> . Each PDU channel group refers to a CAN channel and thus as well the <i>Hardware Unit Number</i> and the <i>CAN Controller Number</i> . The <i>Hardware Unit Number</i> points on an instance of <i>CanDrv</i> and therefore refers all API services configured for the used <i>Hardware Unit(s)</i> . One of these services is the requested transmit service.
<code>Can_Write (Hth, PduInfoPtr)</code>	Request for transmission to the corresponding <i>CAN_Driver</i> serving i.e. <i>CAN Controller #0</i> within the "A" Hardware Unit.
Hardware request	All L-PDU data will be set in the Hardware of i.e. <i>CAN Controller #0</i> within Hardware Unit "A" and the transmit request enabled.
<code>CanIf_Transmit (PduId_2, PduInfoPtr_2)</code>	Upper layer initiates <i>Transmit Request</i> . The <code>PduId</code> leads to another <i>CAN Controller</i> and then to another <i>Hardware Unit</i> .

	<p>The number of the <code>Hardware Unit</code> is relevant for the dispatch as it is used as index for the array with pointer to functions. At first the number of the PDU channel group will be extracted from the <code>PduId_2</code>. Each PDU channel group refers to a CAN channel and thus as well to the <i>Hardware Unit Number</i> and to the <i>CAN Controller Number</i>.</p> <p>The <i>Hardware Unit Number</i> points on an instance of <code>CanDrv</code> and therefore refers all API services configured for the used <code>Hardware Unit</code>(s). One of these services is the requested transmit service.</p>
<code>Can_Write (Hth, PduInfoPtr_2)</code>	Request for transmission to the corresponding <code>CAN_Driver</code> serving i.e. <code>CAN Controller #1</code> within the "B" Hardware Unit.
Hardware request	All L-PDU data will be set in the Hardware of i.e. <code>CAN Controller #1</code> within Hardware Unit "B" and the transmit request enabled.

7.24.2 Notification mechanism using multiple CAN Drivers

Even if multiple `CanDrvs` are used in a single ECU Every notification callback service invoked by `CanDrvs` at the `CanIf` exists only once. This means, that `CanIf` has to identify calling `CanDrv` using the passed parameters. `CanIf` identifies the calling `CanDrv` from the `ControllerId` within the Mailbox (`Can_HwType`) structure.

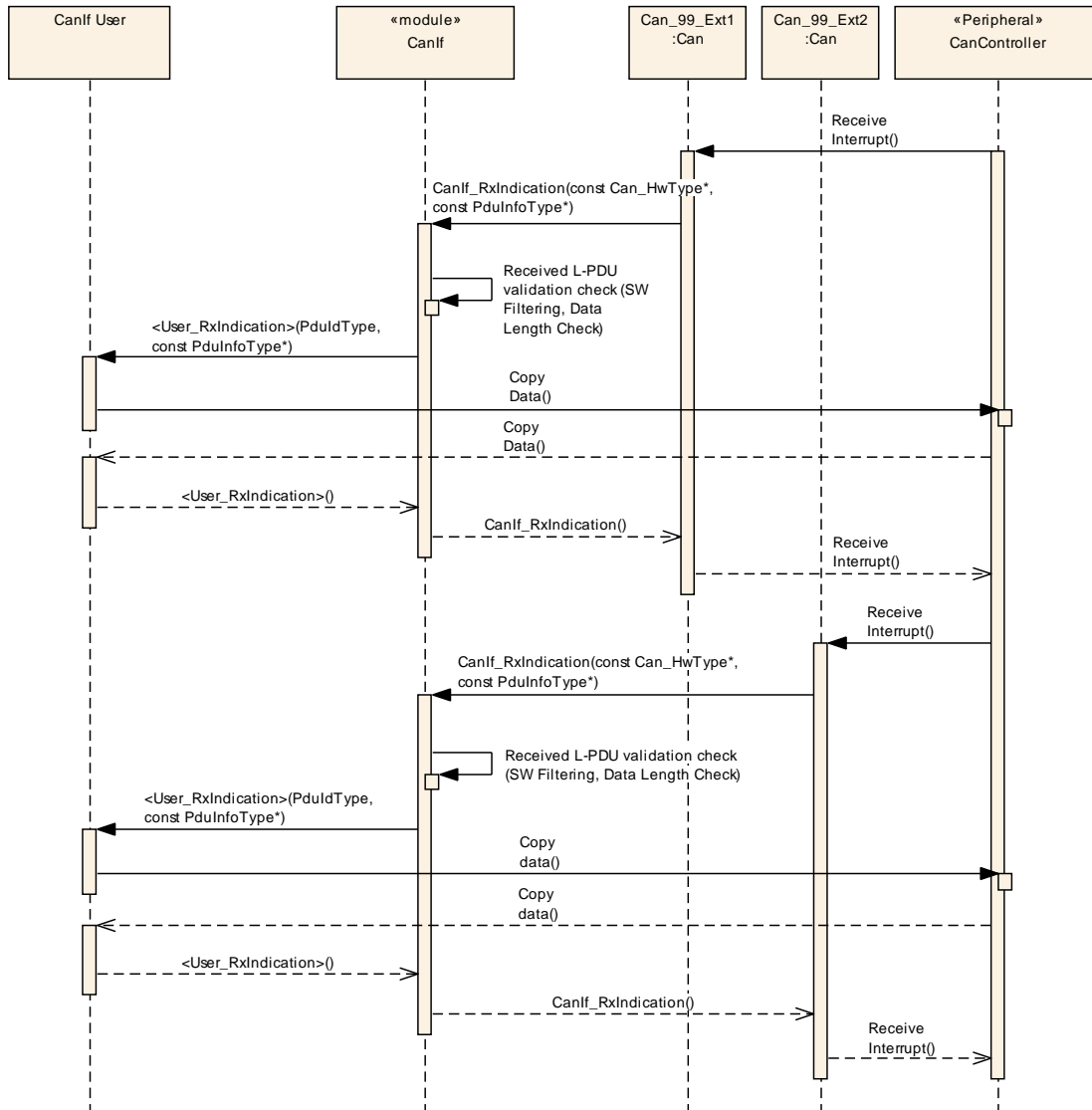


Figure 7.11: Receive interrupt with multiple CanDrs - simplified

Operations called	Description
Receive Interrupt	CAN Controller 1 signals a successful reception and triggers a <i>receive interrupt</i> . The <i>ISR</i> of CanDrv A is invoked.
CanIf_RxIndication (Mailbox_1 PduInfoPtr_1)	The reception is indicated to CanIf by calling of <code>CanIf_RxIndication()</code> . The pointer <code>Mailbox_1</code> identifies the HRH and its corresponding CAN Controller, which contains the received L-PDU specified by <code>PduInfoPtr_1</code> .
Validation check (SW Filtering, Data Length Check)	The Software Filtering checks, whether the Received L-PDU will be processed on a local ECU. If not, the Received L-SDU is not indicated to upper layers and further processing is suppressed. If the L-PDU is found, the Data Length of the Received L-PDU is compared with the expected, statically configured one for the received L-PDU.

<code><User_RxIndication></code> <code>(CanRxPduId_1,</code> <code>CanPduInfoPtr_1)</code>	The corresponding receive indication service of the upper layer is called. This signals a successful reception to the target upper layer. The parameter <code>CanRxPduId_1</code> specifies the ID of the received L-SDU. The second parameter is the reference on <code>PduInfoType</code> which provides access to the buffer containing the L-SDU.
Receive Interrupt	The CAN Controller 2 signals a successful reception and triggers a <i>receive interrupt</i> . The <i>ISR</i> of <code>CanDrv B</code> is invoked.
<code>CanIf_RxIndication (Mailbox_2,</code> <code>PduInfoPtr_2)</code>	The reception is indicated to <code>CanIf</code> by calling of <code>CanIf_RxIndication()</code> . The pointer <code>Mailbox_2</code> identifies the HRH and its corresponding CAN Controller, which contains the received L-PDU specified by <code>PduInfoPtr_2</code> .
Validation check (SW Filtering, Data Length Check)	The Software Filtering checks, whether the Received L-PDU will be processed on a local ECU. If not, the Received L-SDU is not indicated to upper layers and further processing is suppressed. If the L-PDU is found, the Data Length of the Received L-PDU is compared with the expected, statically configured one for the received L-PDU.
<code><User_RxIndication></code> <code>(CanRxPduId_2,</code> <code>CanPduInfoPtr_2)</code>	The corresponding receive indication service of the upper layer is called. This signals a successful reception to the target upper layer. The parameter <code>CanRxPduId_2</code> specifies the ID of the received L-SDU. The second parameter is the reference on <code>PduInfoType</code> which provides access to the buffer containing the L-SDU.

7.25 Partial Networking

[SWS_CANIF_00747] [If *Partial Networking* (PN) is enabled (see `CANIF_PUBLIC_PN_SUPPORT`, *ECUC_CanIf_00772*), `CanIf` shall support a `PnTxFilter` per CAN Controller which overlays the *PDU channel modes*.]()

[SWS_CANIF_00748] [The `PnTxFilter` of **[SWS_CANIF_00747]** shall only have an effect and transition its modes (enabled/disabled) if more than zero `Tx L-PDUs` per CAN Controller are configured as `CanIfTxPduPnFilterPdu` (see `CANIF_TXPDU_PNFILTERPDU`, *ECUC_CanIf_00773*).]()

[SWS_CANIF_00863] [`PnTxFilter` shall be enabled during initialization (ref. to **[SWS_CANIF_00747]** and **[SWS_CANIF_00748]**).]()

[SWS_CANIF_00749] [If `CanIf_SetControllerMode (ControllerId, CAN_CS_SLEEP)` is called the `PnTxFilter` of the corresponding CAN Controller shall be enabled (ref. to **[SWS_CANIF_00748]** and **[SWS_CANIF_00747]**).]()

[SWS_CANIF_00750] [If the `PnTxFilter` of a CAN Controller is enabled, `CanIf` shall block all Tx requests to that CAN Controller (return `E_NOT_OK` when `CanIf_Transmit()` is called), except if the requested `Tx L-PDUs` is one of the configured `CanIfTxPduPnFilterPdus` of that CAN Controller. These `CanIfTxPduPnFilterPdus` shall always be passed to the corresponding CAN Driver.]()

[SWS_CANIF_00751] [If `CanIf_TxConfirmation()` is called, the corresponding `PnTxFilter` shall be disabled (ref. to [\[SWS_CANIF_00747\]](#) and [\[SWS_CANIF_00748\]](#)).]()

[SWS_CANIF_00896] [If `CanIf_RxIndication()` is called and `PnTxFilter` is enabled, the corresponding `PnTxFilter` shall be disabled (ref. to [\[SWS_CANIF_00747\]](#) and [\[SWS_CANIF_00748\]](#)).]()

[SWS_CANIF_00752] [If the `PnTxFilter` of a `CAN Controller` is disabled, `CanIf` shall behave as requested via `CanIf_SetPduMode()` (see [\[SWS_CANIF_00008\]](#)).]()

[SWS_CANIF_00878] [If `CanIf_SetPduMode(ControllerId, CANIF_TX_OFFLINE)` is called and Partial Networking is enabled (ref. to `CANIF_PUBLIC_PN_SUPPORT`, [ECUC_CanIf_00772](#)) the `PnTxFilter` of the corresponding `CAN Controller` shall be enabled (ref. to [\[SWS_CANIF_00748\]](#) and [\[SWS_CANIF_00747\]](#)).]()

7.26 CAN FD Support

For performance reasons some `CAN Controllers` allow to use a Flexible Data-Rate feature called `CAN FD` (see [12, ISO 11898-1:2015]). Besides, the higher baud rate for the payload `CAN FD` also supports an extended payload which allows the transmission of up to 64 bytes. If these features are available depends on the general `CAN FD` support by the `CAN Controller` and if the `CAN Controller` is in `CAN FD` mode (valid `CanControllerFdBaudrateConfig`).

If an `L-SDU` shall be sent as `CAN FD` or conventional `CAN 2.0` frame depends on the configured `CanIfTxPduCanIdType`. `CanIf` indicates this to `CanDrv` utilizing the second most significant bit of `PduInfo->id (Can_IdType)` passed while calling `Can_Write()`.

Note: If `CanDrv` is not in `CAN FD` mode (no `CanControllerFdBaudrateConfig`, the `L-PDU` will be sent as conventional `CAN 2.0` frame as long as the `SduLength` \leq 8 bytes.

Note: The arbitration phase of conventional `CAN 2.0` frames and `CAN FD` frames does not differ if the same `CanId` is used. Therefore, even when using `CAN FD` frames each `CanId` must not be used more than once.

Which kind of frame was received by `CanDrv` is also indicated utilizing the second most significant bit of the `Can_IdType` passed with `CanIf_RxIndication()` (`Mailbox->CanId`). Based on this information `CanIf` decides how to map to the configured `L-SDU (CanIfRxPduCfg)` as described in [\[SWS_CANIF_00877\]](#).

Note: If upper layers don't care if a message was received by conventional `CAN 2.0` frame or `CAN FD` frame, it is possible to use only one `CanIfRxPduCfg` for both types (see `CanIfRxPduCanIdType`). This might allow local optimization. However, from a

system point of view, the format for each frame has to be configured. Otherwise the sender wouldn't know which kind of frame shall be transmitted.

7.27 Error classification

This chapter lists and classifies all errors that can be detected within this software module. Each error is classified according to relevance (development / production) and related error code. For development errors, a value is defined.

7.27.1 Development Errors

The following table shows the available error codes. `CanIf` shall detect them to the *DET*, if configured.

Type of error	Relevance	Related error code	Value
API service called with invalid parameter	Development	CANIF_E_PARAM_CANID	10
		CANIF_E_PARAM_HOH	12
		CANIF_E_PARAM_LPDU	13
		CANIF_E_PARAM_CONTROLLERID	15
		CANIF_E_PARAM_WAKEUPSOURCE	16
		CANIF_E_PARAM_TRCV	17
		CANIF_E_PARAM_TRCVMODE	18
		CANIF_E_PARAM_TRCVWAKEUPMODE	19
		CANIF_E_PARAM_CTRLMODE	21
CANIF_E_PARAM_PDU_MODE	22		
API service called with invalid pointer	Development	CANIF_E_PARAM_POINTER	20
API service used without module initialization	Development	CANIF_E_UNINIT	30
Transmit PDU ID invalid	Development	CANIF_E_INVALID_TXPDUID	50
Receive PDU ID invalid	Development	CANIF_E_INVALID_RXPDUID	60
CAN Interface initialisation failed	Development	CANIF_E_INIT_FAILED	80

7.27.2 Runtime Errors

Type of error	Relevance	Related error code	Value
Failed Data Length Check	Runtime	CANIF_E_INVALID_DATA_LENGTH	61
Data Length	Runtime	CANIF_E_DATA_LENGTH_MISMATCH	62
Transmit requested on offline PDU channel	Runtime	CANIF_E_STOPPED	70
Message length was exceeding the maximum length	Runtime	CANIF_E_TXPDU_LENGTH_EXCEEDED	90

7.27.3 Transient Faults

There are no transient faults.

7.27.4 Production Errors

There are no production errors.

7.27.5 Extended Production Errors

There are no extended production errors.

7.28 Error detection

[SWS_CANIF_00661] [All CanIf API services other than `CanIf_Init()` and `CanIf_GetVersionInfo()` shall not execute their normal operation and return `E_NOT_OK` unless the `CanIf` has been initialized with a preceding call of `CanIf_Init()`.]()

[SWS_CANIF_00901] [If the switch `CANIF_PUBLIC_DEV_ERROR_DETECT` is enabled, all CanIf API services other than `CanIf_Init()` and `CanIf_GetVersionInfo()` shall report to the DET (using `CANIF_E_UNINIT`) unless the `CanIf` has been initialized with a preceding call of `CanIf_Init()`.]()

7.29 Error notification

[SWS_CANIF_00223] [For all defined production errors it is only required to report the event, when an error or diagnostic relevant event (e.g. state changes, no L-PDU events) occurs. Any status has not to be reported.]()

[SWS_CANIF_00119] [Additional errors that are detected because of specific implementation and/or specific hardware properties shall be added in the `CanIf` specific implementation specification. For doing that, the classification and enumeration listed above can be extended with incremented enumerations.]()

8 API specification

8.1 Imported types

In this chapter all types included from the following files are listed.

[SWS_CANIF_00142] [

<i>Module</i>	<i>Imported Type</i>
Can_GeneralTypes	CanTrcv_TrcvModeType CanTrcv_TrcvWakeupModeType CanTrcv_TrcvWakeupReasonType Can_ControllerStateType Can_ErrorStateType Can_HwHandleType Can_HwType Can_IdType Can_PduType
ComStack_Types	IcomConfigIdType IcomSwitch_ErrorType PduIdType PduInfoType
EcuM	EcuM_WakeupSourceType
Std_Types	Std_ReturnType Std_VersionInfoType

Table 8.1: CanIf_ImportedTypes

]([SRS_BSW_00348](#), [SRS_BSW_00353](#), [SRS_BSW_00361](#))

8.2 Type definitions

8.2.1 CanIf_ConfigType

[SWS_CANIF_00144] [

Name:	CanIf_ConfigType		
Type:	Structure		
Element:		implementation specific	The contents of the initialization data structure are CAN interface specific
Description:	This type defines a data structure for the post build parameters of the CAN interface for all underlying CAN drivers. At initialization the CanIf gets a pointer to a structure of this type to get access to its configuration data, which is necessary for initialization.		

Table 8.2: CanIf_ConfigType

]()

[SWS_CANIF_00523] [The initialization data structure for a specific CanIf_ConfigType shall include the definition of CanIf public parameters and the definition for each L-PDU/L-SDU.]()

Note: The definition of CanIf public parameters and the definition for each L-PDU/L-SDU are specified in chapter 10.

8.2.2 CanIf_PduModeType

[SWS_CANIF_00137] [

Name:	CanIf_PduModeType		
Type:	Enumeration		
Range:	CANIF_OFFLINE	0x00	= 0 Transmit and receive path of the corresponding channel are disabled => no communication mode
	CANIF_TX_OFFLINE	0x01	Transmit path of the corresponding channel is disabled. The receive path is enabled.
	CANIF_TX_OFFLINE_ACTIVE	0x02	Transmit path of the corresponding channel is in offline active mode (see SWS_CANIF_00072). The receive path is disabled. This mode requires CanIfTxOfflineActiveSupport = TRUE.
	CANIF_ONLINE	0x03	Transmit and receive path of the corresponding channel are enabled => full operation mode
Description:	The PduMode of a channel defines its transmit or receive activity. Communication direction (transmission and/or reception) of the channel can be controlled separately or together by upper layers.		

Table 8.3: CanIf_PduModeType

]()

8.2.3 CanIf_NotifStatusType

[SWS_CANIF_00201] [

Name:	CanIf_NotifStatusType		
Type:	Enumeration		
Range:	CANIF_TX_RX_NOTIFICATION	–	The requested Rx/Tx CAN L-PDU was successfully transmitted or received.
	CANIF_NO_NOTIFICATION	0x00	No transmit or receive event occurred for the requested L-PDU.
Description:	Return value of CAN L-PDU notification status.		

Table 8.4: CanIf_NotifStatusType

⌋()

8.3 Function definitions

8.3.1 CanIf_Init

[SWS_CANIF_00001] ⌈

Service name:	CanIf_Init	
Syntax:	<pre>void CanIf_Init (const CanIf_ConfigType* ConfigPtr)</pre>	
Service ID[hex]:	0x01	
Sync/Async:	Synchronous	
Reentrancy:	Non Reentrant	
Parameters (in):	ConfigPtr	Pointer to configuration parameter set, used e.g. for post build parameters
Parameters (inout):	None	
Parameters (out):	None	
Return value:	None	
Description:	This service initializes internal and external interfaces of the CAN Interface for the further processing.	

Table 8.5: CanIf_Init

⌋([SRS_BSW_00405](#), [SRS_BSW_00101](#), [SRS_BSW_00358](#), [SRS_BSW_00414](#), [SRS_Can_01021](#), [SRS_Can_01022](#))

Note: All underlying CAN controllers and transceivers still remain not operational.

Note: The service `CanIf_Init()` is called only by the `EcuM`.

[SWS_CANIF_00085] ⌈ The service `CanIf_Init()` shall initialize the global variables and data structures of the `CanIf` including flags and buffers. ⌋()

8.3.2 CanIf_DeInit

[SWS_CANIF_91002] ⌈

Service name:	CanIf_DeInit	
Syntax:	<pre>void CanIf_DeInit (void)</pre>	
Service ID[hex]:	0x02	
Sync/Async:	Synchronous	

Reentrancy:	Non Reentrant
Parameters (in):	None
Parameters (inout):	None
Parameters (out):	None
Return value:	None
Description:	De-initializes the CanIf module.

Table 8.6: CanIf_DeInit

]([SRS_Can_01168](#), [SRS_BSW_00336](#))

Note: General behavior and constraints on de-initialization functions are specified by [[SWS_BSW_00152](#)], [[SWS_BSW_00072](#)], [[SWS_BSW_00232](#)], [[SWS_BSW_00233](#)].

Caveat: Caller of the `CanIf_DeInit()` function has to be sure there are no on-going transmissions/receptions, nor any pending transmission confirmations.

8.3.3 CanIf_SetControllerMode

[[SWS_CANIF_00003](#)] [

Service name:	CanIf_SetControllerMode	
Syntax:	Std_ReturnType CanIf_SetControllerMode(uint8 ControllerId, Can_ControllerStateType ControllerMode)	
Service ID[hex]:	0x03	
Sync/Async:	Asynchronous	
Reentrancy:	Reentrant (Not for the same controller)	
Parameters (in):	ControllerId	Abstracted CanIf ControllerId which is assigned to a CAN controller, which is requested for mode transition.
	ControllerMode	Requested mode transition
Parameters (inout):	None	
Parameters (out):	None	
Return value:	Std_ReturnType	E_OK: Controller mode request has been accepted E_NOT_OK: Controller mode request has not been accepted
Description:	This service calls the corresponding CAN Driver service for changing of the CAN controller mode.	

Table 8.7: CanIf_SetControllerMode

]([SRS_Can_01027](#))

Note: The service `CanIf_SetControllerMode()` initiates a transition to the requested CAN controller mode `ControllerMode` of the CAN controller which is assigned by parameter `ControllerId`.

[SWS_CANIF_00308] [The service `CanIf_SetControllerMode()` shall call `Can_SetControllerMode(Controller, Transition)` for the requested CAN controller.]()

[SWS_CANIF_00311] [If parameter `ControllerId` of `CanIf_SetControllerMode()` has an invalid value, the CanIf shall report development error code `CANIF_E_PARAM_CONTROLLERID` to the `Det_ReportError` service of the DET module, when `CanIf_SetControllerMode()` is called.] ([SRS_BSW_00323](#))

[SWS_CANIF_00774] [If parameter `ControllerMode` of `CanIf_SetControllerMode()` has an invalid value (not `CAN_CS_STARTED`, `CAN_CS_SLEEP` or `CAN_CS_STOPPED`), the CanIf shall report development error code `CANIF_E_PARAM_CTRLMODE` to the `Det_ReportError` service of the DET module, when `CanIf_SetControllerMode()` is called.] ([SRS_BSW_00323](#))

Note: The ID of the CAN controller is published inside the configuration description of the CanIf.

8.3.4 CanIf_GetControllerMode

[SWS_CANIF_00229] [

Service name:	CanIf_GetControllerMode	
Syntax:	<pre>Std_ReturnType CanIf_GetControllerMode(uint8 ControllerId, Can_ControllerStateType* ControllerModePtr)</pre>	
Service ID[hex]:	0x04	
Sync/Async:	Synchronous	
Reentrancy:	Non Reentrant	
Parameters (in):	ControllerId	Abstracted CanIf ControllerId which is assigned to a CAN controller, which is requested for current operation mode.
Parameters (inout):	None	
Parameters (out):	ControllerModePtr	Pointer to a memory location, where the current mode of the CAN controller will be stored.
Return value:	Std_ReturnType	E_OK: Controller mode request has been accepted. E_NOT_OK: Controller mode request has not been accepted.
Description:	This service calls the corresponding CAN Driver service for obtaining the current status of the CAN controller.	

Table 8.8: CanIf_GetControllerMode

] ([SRS_Can_01028](#))

[SWS_CANIF_00313] [If parameter `ControllerId` of `CanIf_GetControllerMode()` has an invalid, the CanIf shall report development

error code `CANIF_E_PARAM_CONTROLLERID` to the `Det_ReportError` service of the DET, when `CanIf_GetControllerMode()` is called. [\]\(SRS_BSW_00323\)](#)

[SWS_CANIF_00656] [If parameter `ControllerModePtr` of `CanIf_GetControllerMode()` has an invalid value, the CanIf shall report development error code `CANIF_E_PARAM_POINTER` to the `Det_ReportError` service of the DET, when `CanIf_GetControllerMode()` is called. [\]\(SRS_BSW_00323\)](#)

Note: The ID of the CAN controller module is published inside the configuration description of the CanIf.

8.3.5 CanIf_GetControllerErrorState

[SWS_CANIF_91001] [

Service name:	CanIf_GetControllerErrorState	
Syntax:	Std_ReturnType CanIf_GetControllerErrorState(uint8 ControllerId, Can_ErrorStateType* ErrorStatePtr)	
Service ID[hex]:	0x4b	
Sync/Async:	Synchronous	
Reentrancy:	Non Reentrant for the same ControllerId	
Parameters (in):	ControllerId	Abstracted CanIf ControllerId which is assigned to a CAN controller, which is requested for ErrorState.
Parameters (inout):	None	
Parameters (out):	ErrorStatePtr	Pointer to a memory location, where the error state of the CAN controller will be stored.
Return value:	Std_ReturnType	E_OK: Error state request has been accepted. E_NOT_OK: Error state request has not been accepted.
Description:	This service calls the corresponding CAN Driver service for obtaining the error state of the CAN controller.	

Table 8.9: CanIf_GetControllerErrorState

[\]\(SRS_Can_01169\)](#)

[SWS_CANIF_00898] [If parameter `ControllerId` of `CanIf_GetControllerErrorState()` has an invalid value, the CanIf shall report development error code `CANIF_E_PARAM_CONTROLLERID` to the `Det_ReportError` service of the DET, when `CanIf_GetControllerErrorState()` is called. [\]\(SRS_BSW_00323\)](#)

[SWS_CANIF_00899] [If parameter `ErrorStatePtr` of `CanIf_GetControllerErrorState()` is a null pointer, the CanIf shall report development error code `CANIF_E_PARAM_POINTER` to the `Det_ReportError` service of the DET, when `CanIf_GetControllerErrorState()` is called. [\]\(SRS_BSW_00323\)](#)

8.3.6 CanIf_Transmit

[SWS_CANIF_00005] [

Service name:	CanIf_Transmit	
Syntax:	Std_ReturnType CanIf_Transmit(PduIdType TxPduId, const PduInfoType* PduInfoPtr)	
Service ID[hex]:	0x49	
Sync/Async:	Synchronous	
Reentrancy:	Reentrant for different PduIds. Non reentrant for the same PduId.	
Parameters (in):	TxPduId PduInfoPtr	Identifier of the PDU to be transmitted Length of and pointer to the PDU data and pointer to MetaData.
Parameters (inout):	None	
Parameters (out):	None	
Return value:	Std_ReturnType	E_OK: Transmit request has been accepted. E_NOT_OK: Transmit request has not been accepted.
Description:	Requests transmission of a PDU.	

Table 8.10: CanIf_Transmit

](SRS_Can_01008)

Note: The corresponding [CAN Controller](#) and [HTH](#) have to be resolved by the Tx-PduId.

[SWS_CANIF_00317] [The service [CanIf_Transmit\(\)](#) shall not accept a transmit request, if the controller mode referenced by `ControllerId` is different to `CAN_CS_STARTED` and the channel mode at least for the transmit path is not online or offline active.]()

[SWS_CANIF_00318] [[CanIf_Transmit\(\)](#) shall call `Can_Write()` with the hardware transmit handle corresponding to the provided `TxPduId` and a `Can_PduType` structure where:

- `swPduHandle` is set to the `CanTxPduId` used in the corresponding [CanIf_TxConfirmation\(\)](#) call
- `length` is set to the value provided as `PduInfoPtr->SduLength`, possibly reduced according to [SWS_CANIF_00894]
- `id` is set to the CAN ID associated with the `TxPduId`
- `sdu` is set to the pointer provided as `PduInfoPtr->SduDataPtr`

]()

Note: `PduInfoPtr` is a pointer to a [L-SDU](#) user memory, [CAN Identifier](#), [L-SDU](#) handle and [Data Length](#) (see [1, Specification of CAN Driver]).

[SWS_CANIF_00243] [`CanIf` shall set the two most significant bits ('Identifier Extension flag' (see [12, ISO11898 (CAN)]) and 'CAN FD flag') of the `CanId` (`PduInfoPtr->id`) before `CanIf` passes the predefined `CanId` to `CanDrv` at call of `Can_Write()` (see [1, Specification of CAN Driver], definition of `Can_IdType` [SWS_Can_00416]). The `CanId` format type of each CAN L-PDU can be configured by `CanIfTxPduCanIdType`, refer to `CanIfTxPduCanIdType`.]([SRS_Can_01141](#))

[SWS_CANIF_00882] [`CanIf_Transmit()` shall accept a NULL pointer as `PduInfoPtr->SduDataPtr`, if the PDU is configured for triggered transmission: `CanIfTxPduTriggerTransmit = TRUE`.]()

[SWS_CANIF_00162] [If the call of `Can_Write()` returns `E_OK` the transmit request service `CanIf_Transmit()` shall return `E_OK`.]()

Note: If the call of `Can_Write()` returns `E_NOT_OK`, then the transmit request service `CanIf_Transmit()` shall return `E_NOT_OK`. If the transmit request service `CanIf_Transmit()` returns `E_NOT_OK`, then the upper layer module is responsible to repeat the transmit request.

[SWS_CANIF_00319] [If parameter `TxPduId` of `CanIf_Transmit()` has an invalid value, `CanIf` shall report development error code `CANIF_E_INVALID_TXPDUID` to the `Det_ReportError` service of the DET, when `CanIf_Transmit()` is called.]([SRS_BSW_00323](#))

[SWS_CANIF_00320] [If parameter `PduInfoPtr` of `CanIf_Transmit()` has an invalid value, `CanIf` shall report development error code `CANIF_E_PARAM_POINTER` to the `Det_ReportError` service of the DET module, when `CanIf_Transmit()` is called.]([SRS_BSW_00323](#))

[SWS_CANIF_00893] [When `CanIf_Transmit()` is called with `PduInfoPtr->SduLength` exceeding the maximum length of the PDU referenced by `TxPduId`:

- `SduLength > 8` if the `Can_IdType` indicates a classic CAN frame
- `SduLength > 64` if the `Can_IdType` indicates a CAN FD frame

`CanIf` shall report runtime error code `CANIF_E_DATA_LENGTH_MISMATCH` to the `Det_ReportRuntimeError()` service of the DET.]()

Note: Besides static configured transmissions there are dynamic transmissions, too. Therefore, the valid data length is always passed by `PduInfoPtr->SduLength`. Furthermore, even the frame type might change via `CanIf_SetDynamicTxId()`. [\[SWS_CANIF_00893\]](#) ensures that not matching transmit requests can be detected via DET.

[SWS_CANIF_00894] [When `CanIf_Transmit()` is called with `PduInfoPtr->SduLength` exceeding the maximum length of the PDU referenced by `TxPduId` and `CanIfTxPduTruncation` is enabled, `CanIf` shall transmit as much data as possible and discard the rest.]()

[SWS_CANIF_00900] [When `CanIf_Transmit()` is called with `PduInfoPtr->SduLength` exceeding the maximum length of the PDU referenced by `TxPduId`

and `CanIfTxPduTruncation` is disabled, `CanIf` shall report the runtime error `CANIF_E_TXPDU_LENGTH_EXCEEDED` and return `E_NOT_OK` without further actions. $\}()$

Note: During the call of `CanIf_Transmit()` the buffer of `PduInfoPtr` is controlled by `CanIf` and this buffer should not be accessed for read/write from another call context. After return of this call the ownership changes to the upper layer.

8.3.7 CanIf_CancelTransmit

[SWS_CANIF_00520] [

Service name:	CanIf_CancelTransmit	
Syntax:	Std_ReturnType CanIf_CancelTransmit(PduIdType TxPduId)	
Service ID[hex]:	0x4a	
Sync/Async:	Synchronous	
Reentrancy:	Reentrant for different PduIds. Non reentrant for the same PduId.	
Parameters (in):	TxPduId	Identification of the PDU to be cancelled.
Parameters (inout):	None	
Parameters (out):	None	
Return value:	Std_ReturnType	E_OK: Cancellation was executed successfully by the destination module. E_NOT_OK: Cancellation was rejected by the destination module.
Description:	Requests cancellation of an ongoing transmission of a PDU in a lower layer communication module.	

Table 8.11: CanIf_CancelTransmit

$\}()$

Note: The service `CanIf_CancelTransmit()` has no functionality and is called by the AUTOSAR PduR to achieve bus agnostic behavior.

[SWS_CANIF_00521] [The service `CanIf_CancelTransmit()` shall be pre-compile time configurable On/Off by the configuration parameter `CANIF_PUBLIC_CANCEL_TRANSMIT_SUPPORT` (see *ECUC_CanIf_00614*). It shall be configured ON if `PduRComCancelTransmitSupport` is configured as ON. $\}()$

[SWS_CANIF_00652] [If parameter `TxPduId` of `CanIf_CancelTransmit()` has an invalid value, `CanIf` shall report development error code `CANIF_E_INVALID_TXPDUID` to the `Det_ReportError` service of the DET, when `CanIf_CancelTransmit()` is called. $\}(\text{SRS_BSW_00323})$

8.3.8 CanIf_ReadRxPduData

[SWS_CANIF_00194] [

Service name:	CanIf_ReadRxPduData	
Syntax:	Std_ReturnType CanIf_ReadRxPduData (PduIdType CanIfRxSduId, PduInfoType* CanIfRxInfoPtr)	
Service ID[hex]:	0x06	
Sync/Async:	Synchronous	
Reentrancy:	Non Reentrant	
Parameters (in):	CanIfRxSduId	Receive L-SDU handle specifying the corresponding CAN L-SDU ID and implicitly the CAN Driver instance as well as the corresponding CAN controller device.
Parameters (inout):	None	
Parameters (out):	CanIfRxInfoPtr	Contains the length (SduLength) of the received PDU, a pointer to a buffer (SduDataPtr) containing the PDU, and the MetaData related to this PDU.
Return value:	Std_ReturnType	E_OK: Request for L-SDU data has been accepted E_NOT_OK: No valid data has been received
Description:	This service provides the Data Length and the received data of the requested CanIfRxSduId to the calling upper layer.	

Table 8.12: CanIf_ReadRxPduData

|(SRS_Can_01125, SRS_Can_01129)

[SWS_CANIF_00324] | The function `CanIf_ReadRxPduData()` shall not accept a request and return `E_NOT_OK`, if the corresponding controller mode referenced by `ControllerId` is different to `CAN_CS_STARTED` and the channel mode is in the receive path online. |()

[SWS_CANIF_00325] | If parameter `CanIfRxSduId` of `CanIf_ReadRxPduData()` has an invalid value, e.g. not configured to be stored within `CanIf` via `CANIF_READRXPDU_DATA (ECUC_CanIf_00600)`, `CanIf` shall report development error code `CANIF_E_INVALID_RXPDUID` to the `Det_ReportError` service of the DET, when `CanIf_ReadRxPduData()` is called. |(SRS_BSW_00323)

[SWS_CANIF_00326] | If parameter `CanIfRxInfoPtr` of `CanIf_ReadRxPduData()` has an invalid value, `CanIf` shall report development error code `CANIF_E_PARAM_POINTER` to the `Det_ReportError` service of the DET module, when `CanIf_ReadRxPduData()` is called. |(SRS_BSW_00323)

[SWS_CANIF_00329] | `CanIf_ReadRxPduData()` shall not be used for `CanIfRxSduId`, which are defined to receive multiple CAN-Ids (range reception). |()

Note: During the call of `CanIf_ReadRxPduData()` the buffer of `CanIfRxInfoPtr` is controlled by `CanIf` and this buffer should not be accessed for read/write from another call context. After return of this call the ownership changes to the upper layer.

[SWS_CANIF_00330] | Configuration of `CanIf_ReadRxPduData()`: This API can be enabled or disabled at pre-compile time configuration by the configuration parameter `CANIF_PUBLIC_READRXPDU_DATA_API (ECUC_CanIf_00607)`. |()

8.3.9 CanIf_ReadTxNotifStatus

[SWS_CANIF_00202] [

Service name:	CanIf_ReadTxNotifStatus	
Syntax:	CanIf_NotifStatusType CanIf_ReadTxNotifStatus(PduIdType CanIfTxSduId)	
Service ID[hex]:	0x07	
Sync/Async:	Synchronous	
Reentrancy:	Non Reentrant	
Parameters (in):	CanIfTxSduId	L-SDU handle to be transmitted. This handle specifies the corresponding CAN L-SDU ID and implicitly the CAN Driver instance as well as the corresponding CAN controller device.
Parameters (inout):	None	
Parameters (out):	None	
Return value:	CanIf_NotifStatusType	Current confirmation status of the corresponding CAN Tx L-PDU.
Description:	This service returns the confirmation status (confirmation occurred or not) of a specific static or dynamic CAN Tx L-PDU, requested by the CanIfTxSduId.	

Table 8.13: CanIf_ReadTxNotifStatus

](SRS_Can_01130)

Note: This function notifies the upper layer about any transmit confirmation event to the corresponding requested L-SDU.

[SWS_CANIF_00393] [If configuration parameters CANIF_PUBLIC_READTXPDU_NOTIFY_STATUS_API (ECUC_CanIf_00609) and CANIF_TXPDU_READ_NOTIFYSTATUS (ECUC_CanIf_00589) for the transmitted L-SDU are set to TRUE, and if CanIf_ReadTxNotifStatus() is called, the CanIf shall reset the notification status for the transmitted L-SDU.]()

[SWS_CANIF_00331] [If parameter CanIfTxSduId of CanIf_ReadTxNotifStatus() is out of range or if no status information was configured for this CAN Tx L-SDU, CanIf shall report development error code CANIF_E_INVALID_TXPDUID to the Det_ReportError service of the DET when CanIf_ReadTxNotifStatus() is called.](SRS_BSW_00323)

[SWS_CANIF_00335] [Configuration of CanIf_ReadTxNotifyStatus(): This API can be enabled or disabled at pre-compile time configuration globally by the parameter CANIF_PUBLIC_READTXPDU_NOTIFY_STATUS_API (see ECUC_CanIf_00609).]()

8.3.10 CanIf_ReadRxNotifStatus

[SWS_CANIF_00230] [

Service name:	CanIf_ReadRxNotifStatus	
Syntax:	CanIf_NotifStatusType CanIf_ReadRxNotifStatus (PduIdType CanIfRxSduId)	
Service ID[hex]:	0x08	
Sync/Async:	Synchronous	
Reentrancy:	Non Reentrant	
Parameters (in):	CanIfRxSduId	Receive L-SDU handle specifying the corresponding CAN L-SDU ID and implicitly the CAN Driver instance as well as the corresponding CAN controller device.
Parameters (inout):	None	
Parameters (out):	None	
Return value:	CanIf_NotifStatus Type	Current indication status of the corresponding CAN Rx L-PDU.
Description:	This service returns the indication status (indication occurred or not) of a specific CAN Rx L-PDU, requested by the CanIfRxSduId.	

Table 8.14: CanIf_ReadRxNotifStatus

|(SRS_Can_01130, SRS_Can_01131)

Note: This function notifies the upper layer about any receive indication event to the corresponding requested L-SDU.

[SWS_CANIF_00394] [If configuration parameters CANIF_PUBLIC_READRXPDU_NOTIFY_STATUS_API (ECUC_CanIf_00608) and CANIF_RXPDU_READ_NOTIFYSTATUS (ECUC_CanIf_00595) are set to TRUE, and if CanIf_ReadRxNotifStatus () is called, then CanIf shall reset the notification status for the received L-SDU.]()

[SWS_CANIF_00336] [If parameter CanIfRxSduId of CanIf_ReadRxNotifStatus () is out of range or if status for CanRxPduId was requested whereas CANIF_READRXPDU_DATA_API is disabled or if no status information was configured for this CAN Rx L-SDU, CanIf shall report development error code CANIF_E_INVALID_RXPDUID to the Det_ReportError service of the DET, when CanIf_ReadRxNotifStatus () is called. |(SRS_BSW_00323)

Note: The function CanIf_ReadRxNotifStatus () must not be used for CanIfRxSduIds, which are defined to receive multiple CAN-Ids (range reception).

[SWS_CANIF_00340] [Configuration of CanIf_ReadRxNotifStatus (): This API can be enabled or disabled at pre-compile time configuration globally by the parameter CANIF_PUBLIC_READRXPDU_NOTIFY_STATUS_API (see ECUC_CanIf_00608).]()

8.3.11 CanIf_SetPduMode

[SWS_CANIF_00008] [

Service name:	CanIf_SetPduMode
----------------------	------------------

Syntax:	Std_ReturnType CanIf_SetPduMode (uint8 ControllerId, CanIf_PduModeType PduModeRequest)	
Service ID[hex]:	0x09	
Sync/Async:	Synchronous	
Reentrancy:	Non Reentrant	
Parameters (in):	ControllerId PduModeRequest	All PDUs of the own ECU connected to the corresponding CanIf ControllerId, which is assigned to a physical CAN controller are addressed. Requested PDU mode change
Parameters (inout):	None	
Parameters (out):	None	
Return value:	Std_ReturnType	E_OK: Request for mode transition has been accepted. E_NOT_OK: Request for mode transition has not been accepted.
Description:	This service sets the requested mode at the L-PDUs of a predefined logical PDU channel.	

Table 8.15: CanIf_SetPduMode

]()

Note: The channel parameter denoting the predefined logical PDU channel can be derived from parameter ControllerId of function [CanIf_SetPduMode\(\)](#).

[SWS_CANIF_00341] [If [CanIf_SetPduMode\(\)](#) is called with invalid ControllerId, [CanIf](#) shall report development error code CANIF_E_PARAM_CONTROLLERID to the Det_ReportError service of the DET module.]([SRS_BSW_00323](#))

[SWS_CANIF_00860] [If [CanIf_SetPduMode\(\)](#) is called with invalid PduModeRequest, [CanIf](#) shall report development error code CANIF_E_PARAM_PDU_MODE to the Det_ReportError service of the *DET* module.]([SRS_BSW_00323](#))

[SWS_CANIF_00874] [The service [CanIf_SetPduMode\(\)](#) shall not accept any request and shall return E_NOT_OK, if the controller mode referenced by ControllerId is not in state CAN_CS_STARTED.]()

8.3.12 CanIf_GetPduMode

[SWS_CANIF_00009] [

Service name:	CanIf_GetPduMode
Syntax:	Std_ReturnType CanIf_GetPduMode (uint8 ControllerId, CanIf_PduModeType* PduModePtr)
Service ID[hex]:	0x0a
Sync/Async:	Synchronous

Reentrancy:	Reentrant (Not for the same channel)	
Parameters (in):	ControllerId	All PDUs of the own ECU connected to the corresponding CanIf ControllerId, which is assigned to a physical CAN controller are addressed.
Parameters (inout):	None	
Parameters (out):	PduModePtr	Pointer to a memory location, where the current mode of the logical PDU channel will be stored.
Return value:	Std_ReturnType	E_OK: PDU mode request has been accepted E_NOT_OK: PDU mode request has not been accepted
Description:	This service reports the current mode of a requested PDU channel.	

Table 8.16: CanIf_GetPduMode

](0

[SWS_CANIF_00346] [If `CanIf_GetPduMode()` is called with invalid `ControllerId`, `CanIf` shall report development error code `CANIF_E_PARAM_CONTROLLERID` to the `Det_ReportError` service of the DET module.]([SRS_BSW_00323](#))

[SWS_CANIF_00657] [If `CanIf_GetPduMode()` is called with invalid `PduModePtr`, `CanIf` shall report development error code `CANIF_E_PARAM_POINTER` to the `Det_ReportError` service of the DET module.]([SRS_BSW_00323](#))

8.3.13 CanIf_GetVersionInfo

[SWS_CANIF_00158] [

Service name:	CanIf_GetVersionInfo	
Syntax:	void CanIf_GetVersionInfo(Std_VersionInfoType* VersionInfo)	
Service ID[hex]:	0x0b	
Sync/Async:	Synchronous	
Reentrancy:	Reentrant	
Parameters (in):	None	
Parameters (inout):	None	
Parameters (out):	VersionInfo	Pointer to where to store the version information of this module.
Return value:	None	
Description:	This service returns the version information of the called CAN Interface module.	

Table 8.17: CanIf_GetVersionInfo

]([SRS_BSW_00407](#), [SRS_BSW_00411](#))

8.3.14 CanIf_SetDynamicTxId

[SWS_CANIF_00189] [

Service name:	CanIf_SetDynamicTxId	
Syntax:	void CanIf_SetDynamicTxId(PduIdType CanIfTxSduId, Can_IdType CanId)	
Service ID[hex]:	0x0c	
Sync/Async:	Synchronous	
Reentrancy:	Non Reentrant	
Parameters (in):	CanIfTxSduId CanId	L-SDU handle to be transmitted. This handle specifies the corresponding CAN L-SDU ID and implicitly the CAN Driver instance as well as the corresponding CAN controller device. Standard/Extended CAN ID of CAN L-SDU that shall be transmitted as FD or conventional CAN frame.
Parameters (inout):	None	
Parameters (out):	None	
Return value:	None	
Description:	This service reconfigures the corresponding CAN identifier of the requested CAN L-PDU.	

Table 8.18: CanIf_SetDynamicTxId

]()

[SWS_CANIF_00352] [If parameter CanIfTxSduId of CanIf_SetDynamicTxId() has an invalid value, CanIf shall report development error code CANIF_E_INVALID_TXPDUID to the Det_ReportError service of the DET module, when CanIf_SetDynamicTxId() is called.](SRS_BSW_00323)

[SWS_CANIF_00353] [If parameter CanId of CanIf_SetDynamicTxId() has an invalid value, CanIf shall report development error code CANIF_E_PARAM_CANID to the Det_ReportError service of the DET module, when CanIf_SetDynamicTxId() is called.](SRS_BSW_00323)

[SWS_CANIF_00355] [If CanIf was not initialized before calling CanIf_SetDynamicTxId(), then the function CanIf_SetDynamicTxId() shall not execute a reconfiguration of Tx CanId.]()

[SWS_CANIF_00356] [CanIf_SetDynamicTxId() shall not be interrupted by CanIf_Transmit(), if the same L-SDU ID is handled.]()

[SWS_CANIF_00357] [Configuration of CanIf_SetDynamicTxId(): This function shall be pre compile time configurable On/Off by the configuration parameter CANIF_PUBLIC_SETDYNAMICTXID_API (see ECUC_CanIf_00610).]()

8.3.15 CanIf_SetTrcvMode

[SWS_CANIF_00287] [

Service name:	CanIf_SetTrcvMode	
Syntax:	Std_ReturnType CanIf_SetTrcvMode (uint8 TransceiverId, CanTrcv_TrvcModeType TransceiverMode)	
Service ID[hex]:	0x0d	
Sync/Async:	Asynchronous	
Reentrancy:	Non Reentrant	
Parameters (in):	TransceiverId	Abstracted CanIf TransceiverId, which is assigned to a CAN transceiver, which is requested for mode transition
	TransceiverMode	Requested mode transition
Parameters (inout):	None	
Parameters (out):	None	
Return value:	Std_ReturnType	E_OK: Transceiver mode request has been accepted. E_NOT_OK: Transceiver mode request has not been accepted.
	Description: This service changes the operation mode of the transceiver TransceiverId, via calling the corresponding CAN Transceiver Driver service.	

Table 8.19: CanIf_SetTrcvMode

]()

Note: For more details, please refer to the [2, Specification of CAN Transceiver Driver].

[SWS_CANIF_00358] [The function `CanIf_SetTrcvMode()` shall call the function `CanTrcv_SetOpMode(Transceiver, OpMode)` on the corresponding requested CAN Transceiver Driver module.]()

Note: The parameters of the service `CanTrcv_SetOpMode()` are of type:

- `OpMode: CanTrcv_TrvcModeType(desired operation mode)`
- `Transceiver: uint8 (Transceiver to which function call has to be applied)`

(see [2, Specification of CAN Transceiver Driver])

[SWS_CANIF_00538] [If parameter `TransceiverId` of `CanIf_SetTrcvMode()` has an invalid value, the CanIf shall report development error code `CANIF_E_PARAM_TRCV` to the `Det_ReportError` service of the DET, when `CanIf_SetTrcvMode()` is called.]([SRS_BSW_00323](#))

Note: The mode of a transceiver can only be changed to `CANTRCV_TRCVMODE_STANDBY`, when the former mode of the transceiver has been `CANTRCV_TRCVMODE_NORMAL` (see [2]). But this is not checked by the CanIf.

Note: The mode of a transceiver can only be changed to `CANTRCV_TRCVMODE_SLEEP`, when the former mode of the transceiver has been `CANTRCV_TRCVMODE_STANDBY` (see [2]). But this is not checked by the `CanIf`.

[SWS_CANIF_00648] [If parameter `TransceiverMode` of `CanIf_SetTrcvMode()` has an invalid value (not `CANTRCV_TRCVMODE_STANDBY`, `CANTRCV_TRCVMODE_SLEEP` or `CANTRCV_TRCVMODE_NORMAL`), the `CanIf` shall report development error code `CANIF_E_PARAM_TRCVMODE` to the `Det_ReportError` service of the DET module, when `CanIf_SetTrcvMode()` is called.]
(*SRS_BSW_00323*)

Note: The function `CanIf_SetTrcvMode()` should be applicable to all CAN transceivers with all values of `TransceiverMode` independent, if the transceiver hardware supports these modes or not. This is to ease up the view of the `CanIf` to the assigned physical CAN channel.

[SWS_CANIF_00362] [Configuration of `CanIf_SetTrcvMode()`: The number of supported transceiver types for each network is set up in the configuration phase (see `CanInterfaceTransceiverConfiguration ECUC_CanIf_00587` and `CanInterfaceTransceiverDriverConfiguration ECUC_CanIf_00273`). If no transceiver is used, this function may be omitted. Therefore, if no transceiver is configured in LT or PB class the API shall return with `E_NOT_OK`.]()

8.3.16 CanIf_GetTrcvMode

[SWS_CANIF_00288] [

Service name:	CanIf_GetTrcvMode	
Syntax:	Std_ReturnType CanIf_GetTrcvMode(uint8 TransceiverId, CanTrcv_TrcvModeType* TransceiverModePtr)	
Service ID[hex]:	0x0e	
Sync/Async:	Synchronous	
Reentrancy:	Non Reentrant	
Parameters (in):	TransceiverId	Abstracted CanIf TransceiverId, which is assigned to a CAN transceiver, which is requested for current operation mode.
Parameters (inout):	None	
Parameters (out):	TransceiverModePtr	Requested mode of requested network the Transceiver is connected to.
Return value:	Std_ReturnType	E_OK: Transceiver mode request has been accepted. E_NOT_OK: Transceiver mode request has not been accepted.
Description:	This function invokes <code>CanTrcv_GetOpMode</code> and updates the parameter <code>TransceiverModePtr</code> with the value <code>OpMode</code> provided by <code>CanTrcv</code> .	

Table 8.20: CanIf_GetTrcvMode

]()

Note: For more details, please refer to the [2, Specification of CAN Transceiver Driver].

[SWS_CANIF_00363] [The function `CanIf_GetTrcvMode()` shall call the function `CanTrcv_GetOpMode(Transceiver, OpMode)` on the corresponding requested CAN Transceiver Driver module.]()

Note: The parameters of the function `CanTrcv_GetOpMode` are of type:

- `OpMode`: `CanTrcv_TrvcModeType` (desired operation mode)
- `Transceiver`: `uint8` (Transceiver to which API call has to be applied)

(see [2, Specification of CAN Transceiver Driver])

[SWS_CANIF_00364] [If parameter `TransceiverId` of `CanIf_GetTrcvMode()` has an invalid value, the `CanIf` shall report development error code `CANIF_E_PARAM_TRCV` to the `Det_ReportError` service of the DET module, when `CanIf_GetTrcvMode()` is called.]([SRS_BSW_00323](#))

[SWS_CANIF_00650] [If parameter `TransceiverModePtr` of `CanIf_GetTrcvMode()` has an invalid value, the `CanIf` shall report development error code `CANIF_E_PARAM_POINTER` to the `Det_ReportError` service of the DET module, when `CanIf_GetTrcvMode()` was called.]([SRS_BSW_00323](#))

[SWS_CANIF_00367] [Configuration of `CanIf_GetTrcvMode()`: The number of supported transceiver types for each network is set up in the configuration phase (see `CanInterfaceTransceiverConfiguration ECUC_CanIf_00587` and `CanInterfaceTransceiverDriverConfiguration ECUC_CanIf_00273`). If no transceiver is used, this function may be omitted. Therefore, if no transceiver is configured in LT or PB class the API shall return with `E_NOT_OK`.]()

8.3.17 CanIf_GetTrcvWakeupReason

[SWS_CANIF_00289] [

Service name:	CanIf_GetTrcvWakeupReason	
Syntax:	Std_ReturnType CanIf_GetTrcvWakeupReason(uint8 TransceiverId, CanTrcv_TrvcWakeupReasonType* TrcvWuReasonPtr)	
Service ID[hex]:	0x0f	
Sync/Async:	Synchronous	
Reentrancy:	Non Reentrant	
Parameters (in):	TransceiverId	Abstracted CanIf TransceiverId, which is assigned to a CAN transceiver, which is requested for wake up reason.
Parameters (inout):	None	
Parameters (out):	TrcvWuReasonPtr	provided pointer to where the requested transceiver wake up reason shall be returned

Return value:	Std_ReturnType	E_OK: Transceiver wake up reason request has been accepted. E_NOT_OK: Transceiver wake up reason request has not been accepted.
Description:	This service returns the reason for the wake up of the transceiver TransceiverId, via calling the corresponding CAN Transceiver Driver service.	

Table 8.21: CanIf_GetTrcvWakeupReason

]()

Note: The ability to detect and differentiate the possible wake up reasons depends strongly on the CAN transceiver hardware. For more details, please refer to the [2, Specification of CAN Transceiver Driver].

[SWS_CANIF_00368] [The function `CanIf_GetTrcvWakeupReason()` shall call `CanTrcv_GetBusWuReason(Transceiver, Reason)` on the corresponding requested `CanTrcv`.]()

Note: The parameters of the function `CanTrcv_GetBusWuReason()` are of type:

- Reason: `CanTrcv_TrvcWakeupReasonType`
- Transceiver: `uint8` (Transceiver to which API call has to be applied)

(see [2, Specification of CAN Transceiver Driver])

[SWS_CANIF_00537] [If parameter `TransceiverId` of `CanIf_GetTrcvWakeupReason()` has an invalid value, the CanIf shall report development error code `CANIF_E_PARAM_TRCV` to the `Det_ReportError` service of the DET module, when `CanIf_GetTrcvWakeupReason()` is called.] (*SRS_BSW_00323*)

[SWS_CANIF_00649] [If parameter `TrcvWuReasonPtr` of `CanIf_GetTrcvWakeupReason()` has an invalid value, the CanIf shall report development error code `CANIF_E_PARAM_POINTER` to the `Det_ReportError` service of the DET module, when `CanIf_GetTrcvWakeupReason()` is called.] (*SRS_BSW_00323*)

Note: Please be aware, that if more than one network is available, each network may report a different wake-up reason. E.g. if an ECU uses CAN, a wake-up by CAN may occur and the incoming data may cause an internal wake-up for another CAN network.

The service `CanIf_GetTrcvWakeupReason()` has a "per network" view and does not vote the more important reason or sequence internally. The same may be true if e.g. one transceiver controls the power supply and the other is just powered or unpowered. Then one may be able to return `CANIF_TRCV_WU_POWER_ON`, whereas the other may state e.g. `CANIF_TRCV_WU_RESET`. It is up to the calling module to decide, how to handle the wake-up information.

[SWS_CANIF_00371] [Configuration of `CanIf_GetTrcvWakeupReason()`: The number of supported transceiver types for each network is set up in the configuration phase (see `CanInterfaceTransceiverConfiguration ECUC_CanIf_00587` and `CanInterfaceTransceiverDriverConfiguration ECUC_CanIf_00273`). If no transceiver is used, this function may be omitted. Therefore, if no transceiver is configured in LT or PB class the API shall return with `E_NOT_OK`.]()

8.3.18 CanIf_SetTrcvWakeupMode

[SWS_CANIF_00290] [

Service name:	CanIf_SetTrcvWakeupMode	
Syntax:	Std_ReturnType CanIf_SetTrcvWakeupMode (uint8 TransceiverId, CanTrcv_TrvcWakeupModeType TrcvWakeupMode)	
Service ID[hex]:	0x10	
Sync/Async:	Synchronous	
Reentrancy:	Non Reentrant	
Parameters (in):	TransceiverId	Abstracted CanIf TransceiverId, which is assigned to a CAN transceiver, which is requested for wake up notification mode transition.
	TrcvWakeupMode	Requested transceiver wake up notification mode
Parameters (inout):	None	
Parameters (out):	None	
Return value:	Std_ReturnType	E_OK: Will be returned, if the wake up notifications state has been changed to the requested mode. E_NOT_OK: Will be returned, if the wake up notifications state change has failed or the parameter is out of the allowed range. The previous state has not been changed.
Description:	This function shall call <code>CanTrcv_SetTrcvWakeupMode</code> .	

Table 8.22: CanIf_SetTrcvWakeupMode

]()

Note: For more details, please refer to [2, Specification of CAN Transceiver Driver].

[SWS_CANIF_00372] [The function `CanIf_SetTrcvWakeupMode()` shall call `CanTrcv_SetWakeupMode(Transceiver, TrcvWakeupMode)` on the corresponding requested `CanTrcv`.]()

Info: The parameters of the function `CanTrcv_SetWakeupMode()` are of type:

- `TrcvWakeupMode`: `CanTrcv_TrvcWakeupModeType` (see [2, Specification of CAN Transceiver Driver])
- `Transceiver`: `uint8` (Transceiver to which API call has to be applied)

(see [2, Specification of CAN Transceiver Driver])

Note: The following three paragraphs are already described in the Specification of CanTrcv (see [2]). They describe the behavior of a CanTrcv in the respective transceiver wake-up mode, which is requested in parameter TrcvWakeupMode.

CANIF_TRCV_WU_ENABLE:

If the CanTrcv has a stored wake-up event pending for the addressed CanNetwork, the notification is executed within or immediately after the function CanTrcv_SetTrcvWakeupMode() (depending on the implementation).

CANIF_TRCV_WU_DISABLE:

No notifications for wake-up events for the addressed CanNetwork are passed through the CanTrcv. The transceiver device and the underlying communication driver has to buffer detected wake-up events and raise the event(s), when the wake-up notification is enabled again.

CANIF_TRCV_WU_CLEAR:

If notification of wake-up events is disabled (see description of mode CANIF_TRCV_WU_DISABLE), detected wake-up events are buffered. Calling CanIf_SetTrcvWakeupMode() with parameter CANIF_TRCV_WU_CLEAR clears these buffered events. Clearing of wake-up events has to be used, when the wake-up notification is disabled to clear all stored wake-up events under control of the higher layers of the CanTrcv.

[SWS_CANIF_00535] [If parameter TransceiverId of CanIf_SetTrcvWakeupMode() has an invalid value, the CanIf shall report development error code CANIF_E_PARAM_TRCV to the Det_ReportError service of the DET module, when CanIf_SetTrcvWakeupMode() is called.] (SRS_BSW_00323)

[SWS_CANIF_00536] [If parameter TrcvWakeupMode of CanIf_SetTrcvWakeupMode() has an invalid value, the CanIf shall report development error code CANIF_E_PARAM_TRCVWAKEUPMODE to the Det_ReportError service of the DET module, when CanIf_SetTrcvWakeupMode() is called.] (SRS_BSW_00323)

[SWS_CANIF_00373] [Configuration of CanIf_SetTrcvWakeupMode(): The number of supported transceiver types for each network is set up in the configuration phase (see CanInterfaceTransceiverConfiguration ECUC_CanIf_00587 and CanInterfaceTransceiverDriverConfiguration ECUC_CanIf_00273). If no transceiver is used, this function may be omitted. Therefore, if no transceiver is configured in LT or PB class the API shall return with E_NOT_OK.]()

8.3.19 CanIf_CheckWakeup

[SWS_CANIF_00219] [

Service name:	CanIf_CheckWakeup
Syntax:	Std_ReturnType CanIf_CheckWakeup(EcuM_WakeupSourceType WakeupSource)

Service ID[hex]:	0x11	
Sync/Async:	Asynchronous	
Reentrancy:	Reentrant	
Parameters (in):	WakeupSource	Source device, which initiated the wake up event: CAN controller or CAN transceiver
Parameters (inout):	None	
Parameters (out):	None	
Return value:	Std_ReturnType	E_OK: Will be returned, if the check wake up request has been accepted E_NOT_OK: Will be returned, if the check wake up request has not been accepted
Description:	This service checks, whether an underlying CAN driver or a CAN transceiver driver already signals a wakeup event.	

Table 8.23: CanIf_CheckWakeup

⌋()

Note: *Integration Code* calls this function

[SWS_CANIF_00398] ⌈ If parameter `WakeupSource` of `CanIf_CheckWakeup()` has an invalid value, `CanIf` shall report development error code `CANIF_E_PARAM_WAKEUPSOURCE` to the `Det_ReportError` service of the DET, when `CanIf_CheckWakeup()` is called. ⌋([SRS_BSW_00323](#))

Note: The call context of `CanIf_CheckWakeup()` is either on interrupt level (interrupt mode) or on task level (polling mode).

[SWS_CANIF_00180] ⌈ `CanIf` shall provide wake-up service `CanIf_CheckWakeup()` only, if

- underlying `CAN Controller` provides *wake-up support* and wake-up is enabled by the parameter `CanIfCtrlWakeupSupport` and by `CanDrv` configuration.
- and/or underlying `CAN Transceiver` provides *wake-up support* and wake-up is enabled by the parameter `CanIfTrcvWakeupSupport` and by `CanTrcv` configuration.
- and configuration parameter `CanIfWakeupSupport` is enabled.

⌋()

[SWS_CANIF_00892] ⌈ Configuration of `CanIf_CheckWakeup()`: If no wake-up shall be used, this API can be omitted by disabling of `CanIfWakeupSupport`. ⌋()

8.3.20 CanIf_CheckValidation

[SWS_CANIF_00178] ⌈

Service name:	CanIf_CheckValidation
----------------------	-----------------------

Syntax:	Std_ReturnType CanIf_CheckValidation(EcuM_WakeupSourceType WakeupSource)	
Service ID[hex]:	0x12	
Sync/Async:	Synchronous	
Reentrancy:	Reentrant	
Parameters (in):	WakeupSource	Source device which initiated the wake-up event and which has to be validated: CAN controller or CAN transceiver
Parameters (inout):	None	
Parameters (out):	None	
Return value:	Std_ReturnType	E_OK: Will be returned, if the check validation request has been accepted. E_NOT_OK: Will be returned, if the check validation request has not been accepted.
Description:	This service is performed to validate a previous wakeup event.	

Table 8.24: CanIf_CheckValidation

]()

Note: *Integration Code* calls this function

[SWS_CANIF_00404] [If parameter `WakeupSource` of `CanIf_CheckValidation()` has an invalid value, the CanIf shall report development error code `CANIF_E_PARAM_WAKEUPSOURCE` to the `Det_ReportError` service of the DET module, when `CanIf_CheckValidation()` is called.]
(*SRS_BSW_00323*)

Note: The call context of `CanIf_CheckValidation()` is either on interrupt level (interrupt mode) or on task level (polling mode).

Caveat: The corresponding CAN controller and transceiver must be switched on via `CanTrcv_SetOpMode(Transceiver, CANTRCV_TRCVMODE_NORMAL)` and `Can_SetControllerMode(Controller, CAN_CS_STARTED)` and the corresponding mode indications must have been called.

[SWS_CANIF_00408] [Configuration of `CanIf_CheckValidation()`: If no validation is needed, this API can be omitted by disabling of `CANIF_PUBLIC_WAKEUP_CHECK_VALIDATION_SUPPORT` (see *ECUC_CanIf_00611*).]()

8.3.21 CanIf_GetTxConfirmationState

[SWS_CANIF_00734] [

Service name:	CanIf_GetTxConfirmationState
Syntax:	CanIf_NotifStatusType CanIf_GetTxConfirmationState(uint8 ControllerId)

Service ID[hex]:	0x19	
Sync/Async:	Synchronous	
Reentrancy:	Reentrant (Not for the same controller)	
Parameters (in):	ControllerId	Abstracted CanIf ControllerId which is assigned to a CAN controller
Parameters (inout):	None	
Parameters (out):	None	
Return value:	CanIf_NotifStatus Type	Combined TX confirmation status for all TX PDUs of the CAN controller
Description:	This service reports, if any TX confirmation has been done for the whole CAN controller since the last CAN controller start.	

Table 8.25: CanIf_GetTxConfirmationState

]()

[SWS_CANIF_00736] [If parameter ControllerId of CanIf_GetTxConfirmationState() has an invalid value, the CanIf shall report development error code CANIF_E_PARAM_CONTROLLERID to the Det_ReportError service of the DET module, when CanIf_GetTxConfirmationState() is called.]()

Note: The call context of CanIf_GetTxConfirmationState() is on task level (polling mode).

[SWS_CANIF_00738] [Configuration of CanIf_GetTxConfirmationState(): If BusOff Recovery of CanSm doesn't need the status of the Tx confirmations (see [SWS_CANIF_00740]), this API can be omitted by disabling of CanIfPublicTxConfirmPollingSupport.]()

8.3.22 CanIf_ClearTrcvWufFlag

[SWS_CANIF_00760] [

Service name:	CanIf_ClearTrcvWufFlag	
Syntax:	Std_ReturnType CanIf_ClearTrcvWufFlag(uint8 TransceiverId)	
Service ID[hex]:	0x1e	
Sync/Async:	Asynchronous	
Reentrancy:	Reentrant for different CAN transceivers	
Parameters (in):	TransceiverId	Abstract CanIf TransceiverId, which is assigned to the designated CAN transceiver.
Parameters (inout):	None	
Parameters (out):	None	
Return value:	Std_ReturnType	E_OK: Request has been accepted E_NOT_OK: Request has not been accepted
Description:	Requests the CanIf module to clear the WUF flag of the designated CAN transceiver.	

Table 8.26: CanIf_ClearTrcvWufFlag

]()

[SWS_CANIF_00766] [Within `CanIf_ClearTrcvWufFlag()` the function `CanTrcv_ClearTrcvWufFlag()` shall be called.]()

[SWS_CANIF_00769] [If parameter `TransceiverId` of `CanIf_ClearTrcvWufFlag()` has an invalid value, the CanIf shall report development error code `CANIF_E_PARAM_TRCV` to the `Det_ReportError` service of the DET module, when `CanIf_ClearTrcvWufFlag()` is called.]()

[SWS_CANIF_00771] [Configuration of `CanIf_ClearTrcvWufFlag()`: Whether the CanIf supports this function shall be pre compile time configurable `On/Off` by the configuration parameter `CANIF_PUBLIC_PN_SUPPORT` (see *ECUC_CanIf_00772*).]()

8.3.23 CanIf_CheckTrcvWakeFlag

[SWS_CANIF_00761] [

Service name:	CanIf_CheckTrcvWakeFlag	
Syntax:	Std_ReturnType CanIf_CheckTrcvWakeFlag(uint8 TransceiverId)	
Service ID[hex]:	0x1f	
Sync/Async:	Asynchronous	
Reentrancy:	Reentrant for different CAN transceivers	
Parameters (in):	TransceiverId	Abstract CanIf TransceiverId, which is assigned to the designated CAN transceiver.
Parameters (inout):	None	
Parameters (out):	None	
Return value:	Std_ReturnType	E_OK: Request has been accepted E_NOT_OK: Request has not been accepted
Description:	Requests the CanIf module to check the Wake flag of the designated CAN transceiver.	

Table 8.27: CanIf_CheckTrcvWakeFlag

]()

[SWS_CANIF_00765] [Within `CanIf_CheckTrcvWakeFlag()` the function `CanTrcv_CheckWakeFlag()` shall be called.]()

[SWS_CANIF_00770] [If parameter `TransceiverId` of `CanIf_CheckTrcvWakeFlag()` has an invalid value, the CanIf shall report development error code `CANIF_E_PARAM_TRCV` to the `Det_ReportError` service of the DET module, when `CanIf_CheckTrcvWakeFlag()` is called.]()

[SWS_CANIF_00813] [Configuration of `CanIf_CheckTrcvWakeFlag()`: Whether the CanIf supports this function shall be pre compile time configurable `On/Off` by the configuration parameter `CANIF_PUBLIC_PN_SUPPORT` (see *ECUC_CanIf_00772*).]()

8.3.24 CanIf_SetBaudrate

[SWS_CANIF_00867] [

Service name:	CanIf_SetBaudrate	
Syntax:	Std_ReturnType CanIf_SetBaudrate(uint8 ControllerId, uint16 BaudRateConfigID)	
Service ID[hex]:	0x27	
Sync/Async:	Synchronous	
Reentrancy:	Reentrant for different ControllerIds. Non reentrant for the same ControllerId.	
Parameters (in):	ControllerId	Abstract CanIf ControllerId which is assigned to a CAN controller, whose baud rate shall be set. references a baud rate configuration by ID (see CanControllerBaudRateConfigID)
	BaudRateConfigID	
Parameters (inout):	None	
Parameters (out):	None	
Return value:	Std_ReturnType	E_OK: Service request accepted, setting of (new) baud rate started E_NOT_OK: Service request not accepted
Description:	This service shall set the baud rate configuration of the CAN controller. Depending on necessary baud rate modifications the controller might have to reset.	

Table 8.28: CanIf_SetBaudrate

]()

[SWS_CANIF_00868] [The service `CanIf_SetBaudrate()` shall call `Can_SetBaudrate(Controller, BaudRateConfigID)` for the requested CAN Controller.]()

[SWS_CANIF_00869] [If `CanIf_SetBaudrate()` is called with invalid `ControllerId`, `CanIf` shall report development error code `CANIF_E_PARAM_CONTROLLERID` to the `Det_ReportError` service of the DET module.]([SRS_BSW_00323](#))

Note: The parameter `BaudRateConfigID` of `CanIf_SetBaudrate()` is not checked by `CanIf`. This has to be done by responsible `CanDrv`.

Note: The call context of `CanIf_SetBaudrate()` is on task level (polling mode).

[SWS_CANIF_00871] [If `CanIf` supports changing baud rate and thus `CanIf_SetBaudrate()`, shall be configurable via `CANIF_SET_BAUDRATE_API` (see [ECUC_CanIf_00838](#)).]()

8.3.25 CanIf_SetIcomConfiguration

[SWS_CANIF_00861] [

Service name:	CanIf_SetIcomConfiguration	
Syntax:	Std_ReturnType CanIf_SetIcomConfiguration(uint8 ControllerId, IcomConfigIdType ConfigurationId)	
Service ID[hex]:	0x25	
Sync/Async:	Asynchronous	
Reentrancy:	Reentrant only for different controller Ids	
Parameters (in):	ControllerId ConfigurationId	Abstracted CanIf Controller Id which is assigned to a CAN controller. Requested Configuration
Parameters (inout):	None	
Parameters (out):	None	
Return value:	Std_ReturnType	E_OK: Request accepted E_NOT_OK: Request denied
Description:	This service shall change the Icom Configuration of a CAN controller to the requested one.	

Table 8.29: CanIf_SetIcomConfiguration

}]()

Note: The interface `CanIf_SetIcomConfiguration()` is called by `CanSm` to activate *Pretended Networking* and load the requested *ICOM* configuration via `CAN Driver`.

[SWS_CANIF_00838] [The service `CanIf_SetIcomConfiguration()` shall call `Can_SetIcomConfiguration(Controller, ConfigurationId)` for the requested `CanDrv` to set the requested *ICOM configuration*.]()

[SWS_CANIF_00872] [If `CanIf_SetIcomConfiguration()` is called with invalid `ControllerId`, `CanIf` shall report development error code `CANIF_E_PARAM_CONTROLLERID` to the `Det_ReportError` service of the DET module.]([SRS_BSW_00323](#))

[SWS_CANIF_00875] [`CanIf_SetIcomConfiguration()` shall be pre compile time configurable ON/OFF by the configuration parameter `CANIF_PUBLIC_ICOM_SUPPORT` (see [ECUC_CanIf_00839](#)).]()

8.4 Callback notifications

This is a list of functions provided for other modules.

8.4.1 CanIf_TriggerTransmit

[SWS_CANIF_00883] [

Service name:	CanIf_TriggerTransmit
----------------------	-----------------------

Syntax:	<pre>Std_ReturnType CanIf_TriggerTransmit (PduIdType TxPduId, PduInfoType* PduInfoPtr)</pre>	
Service ID[hex]:	0x41	
Sync/Async:	Synchronous	
Reentrancy:	Reentrant for different PduIds. Non reentrant for the same PduId.	
Parameters (in):	TxPduId	ID of the SDU that is requested to be transmitted.
Parameters (inout):	PduInfoPtr	Contains a pointer to a buffer (SduDataPtr) to where the SDU data shall be copied, and the available buffer size in SduLength. On return, the service will indicate the length of the copied SDU data in SduLength.
Parameters (out):	None	
Return value:	Std_ReturnType	E_OK: SDU has been copied and SduLength indicates the number of copied bytes. E_NOT_OK: No SDU data has been copied. PduInfoPtr must not be used since it may contain a NULL pointer or point to invalid data.
Description:	Within this API, the upper layer module (called module) shall check whether the available data fits into the buffer size reported by PduInfoPtr->SduLength. If it fits, it shall copy its data into the buffer provided by PduInfoPtr->SduDataPtr and update the length of the actual copied data in PduInfoPtr->SduLength. If not, it returns E_NOT_OK without changing PduInfoPtr.	

Table 8.30: CanIf_TriggerTransmit

]()

[SWS_CANIF_00884] [CanIf shall only provide the API function `CanIf_TriggerTransmit()` if TriggerTransmit support is enabled (`CanIfTriggerTransmitSupport = TRUE`).]()

[SWS_CANIF_00885] [The function `CanIf_TriggerTransmit()` shall call the corresponding `<User_TriggerTransmit>()` function, passing the translated `TxPduId` and the pointer to the `PduInfo` structure (`PduInfoPtr`). Upon return, `CanIf_TriggerTransmit()` shall return the return value of its `<User_TriggerTransmit>()`.]()

8.4.2 CanIf_TxConfirmation

[SWS_CANIF_00007] [

Service name:	CanIf_TxConfirmation	
Syntax:	<pre>void CanIf_TxConfirmation (PduIdType CanTxPduId)</pre>	
Service ID[hex]:	0x13	
Sync/Async:	Synchronous	
Reentrancy:	Reentrant	

Parameters (in):	CanTxPduId	L-PDU handle of CAN L-PDU successfully transmitted. This ID specifies the corresponding CAN L-PDU ID and implicitly the CAN Driver instance as well as the corresponding CAN controller device.
Parameters (inout):	None	
Parameters (out):	None	
Return value:	None	
Description:	This service confirms a previously successfully processed transmission of a CAN TxPDU.	

Table 8.31: CanIf_TxConfirmation

]([SRS_Can_01009](#))

Note: The service `CanIf_TxConfirmation()` is implemented in `CanIf` and called by the `CanDrv` after the CAN L-PDU has been transmitted on the CAN network.

Note: Due to the fact `CanDrv` does not support the `HandleId` concept as described in [14, Specification of ECU Configuration]: Within the service `CanIf_TxConfirmation()`, `CanDrv` uses `PduInfo->swPduHandle` as `CanTxPduId`, which was preserved from `Can_Write(Hth, *PduInfo)`.

[SWS_CANIF_00391] [If configuration parameters `CANIF_PUBLIC_READTXPDU_NOTIFY_STATUS_API` ([ECUC_CanIf_00609](#)) and `CANIF_TXPDU_READ_NOTIFYSTATUS` ([ECUC_CanIf_00589](#)) for the `Transmitted L-PDU` are set to `TRUE`, and if `CanIf_TxConfirmation()` is called, `CanIf` shall set the notification status for the `Transmitted L-PDU`.]()

[SWS_CANIF_00410] [If parameter `CanTxPduId` of `CanIf_TxConfirmation()` has an invalid value, `CanIf` shall report development error code `CANIF_E_PARAM_LPDU` to the `Det_ReportError` service of the DET module, when `CanIf_TxConfirmation()` is called.]([SRS_BSW_00323](#))

[SWS_CANIF_00412] [If `CanIf` was not initialized before calling `CanIf_TxConfirmation()`, `CanIf` shall not call the service `<User_TxConfirmation>()` and shall not set the Tx confirmation status, when `CanIf_TxConfirmation()` is called.]()

Note: The call context of `CanIf_TxConfirmation()` is either on interrupt level (interrupt mode) or on task level (polling mode).

[SWS_CANIF_00414] [Configuration of `CanIf_TxConfirmation()`: Each Tx L-PDU (see [ECUC_CanIf_00248](#)) has to be configured with a corresponding transmit confirmation service of an upper layer module (see [[SWS_CANIF_00011](#)]) which is called in `CanIf_TxConfirmation()`.]()

8.4.3 CanIf_RxIndication

[SWS_CANIF_00006] [

Service name:	CanIf_RxIndication	
Syntax:	void CanIf_RxIndication(const Can_HwType* Mailbox, const PduInfoType* PduInfoPtr)	
Service ID[hex]:	0x14	
Sync/Async:	Synchronous	
Reentrancy:	Reentrant	
Parameters (in):	Mailbox	Identifies the HRH and its corresponding CAN Controller
	PduInfoPtr	Pointer to the received L-PDU
Parameters (inout):	None	
Parameters (out):	None	
Return value:	None	
Description:	This service indicates a successful reception of a received CAN Rx L-PDU to the CanIf after passing all filters and validation checks.	

Table 8.32: CanIf_RxIndication

]()

Note: The service [CanIf_RxIndication\(\)](#) is implemented in [CanIf](#) and called by [CanDrv](#) after a CAN L-PDU has been received.

[SWS_CANIF_00415] [Within the service [CanIf_RxIndication\(\)](#) the [CanIf](#) routes this indication to the configured upper layer target service(s).]()

[SWS_CANIF_00392] [If configuration parameters `CANIF_PUBLIC_READRXPDU_NOTIFY_STATUS_API` ([ECUC_CanIf_00608](#)) and `CANIF_RXPDU_READ_NOTIFYSTATUS` ([ECUC_CanIf_00595](#)) for the [Received L-PDU](#) are set to TRUE, and if [CanIf_RxIndication\(\)](#) is called, the [CanIf](#) shall set the notification status for the [Received L-PDU](#).]()

[SWS_CANIF_00416] [If parameter `Mailbox->Hoh` of [CanIf_RxIndication\(\)](#) has an invalid value, [CanIf](#) shall report development error code `CANIF_E_PARAM_HOH` to the `Det_ReportError` service of the DET module, when [CanIf_RxIndication\(\)](#) is called.]([SRS_BSW_00323](#))

[SWS_CANIF_00417] [If parameter `Mailbox->CanId` of [CanIf_RxIndication\(\)](#) has an invalid value, [CanIf](#) shall report development error code `CANIF_E_PARAM_CANID` to the `Det_ReportError` service of the DET module, when [CanIf_RxIndication\(\)](#) is called.]([SRS_BSW_00323](#))

Note: If [CanIf_RxIndication\(\)](#) is called with invalid `PduInfoPtr->SduLength`, runtime error `CANIF_E_INVALID_DATA_LENGTH` is reported (see [\[SWS_CANIF_00168\]](#)).

[SWS_CANIF_00419] [If parameter `PduInfoPtr` or `Mailbox` of `CanIf_RxIndication()` has an invalid value, `CanIf` shall report development error code `CANIF_E_PARAM_POINTER` to the `Det_ReportError` service of the DET module, when `CanIf_RxIndication()` is called.]([SRS_BSW_00323](#))

[SWS_CANIF_00421] [If `CanIf` was not initialized before calling `CanIf_RxIndication()`, `CanIf` shall not execute *Rx indication handling*, when `CanIf_RxIndication()`, is called.]()

Note: The call context of `CanIf_RxIndication()` is either on interrupt level (interrupt mode) or on task level (polling mode).

[SWS_CANIF_00423] [Configuration of `CanIf_RxIndication()`: Each Rx L-PDU (see [ECUC_CanIf_00249](#)) has to be configured with a corresponding receive indication service of an upper layer module (see [\[SWS_CANIF_00012\]](#)) which is called in `CanIf_RxIndication()`.]()

8.4.4 CanIf_ControllerBusOff

[SWS_CANIF_00218] [

Service name:	CanIf_ControllerBusOff	
Syntax:	void CanIf_ControllerBusOff(uint8 ControllerId)	
Service ID[hex]:	0x16	
Sync/Async:	Synchronous	
Reentrancy:	Reentrant	
Parameters (in):	ControllerId	Abstract CanIf ControllerId which is assigned to a CAN controller, where a BusOff occurred.
Parameters (inout):	None	
Parameters (out):	None	
Return value:	None	
Description:	This service indicates a Controller BusOff event referring to the corresponding CAN Controller with the abstract CanIf ControllerId.	

Table 8.33: CanIf_ControllerBusOff

]()

Note: The callback service `CanIf_ControllerBusOff()` is called by `CanDrv` and implemented in `CanIf`. It is called in case of a mode change notification of the `CanDrv`.

[SWS_CANIF_00429] [If parameter `ControllerId` of `CanIf_ControllerBusOff()` has an invalid value, `CanIf` shall report development error code `CANIF_E_PARAM_CONTROLLERID` to the `Det_ReportError` service of the DET module, when `CanIf_ControllerBusOff()` is called.]([SRS_BSW_00323](#))

[SWS_CANIF_00431] [If `CanIf` was not initialized before calling `CanIf_ControllerBusOff()`, `CanIf` shall not execute *BusOff notification*, when `CanIf_ControllerBusOff()`, is called.]()

Note: The call context of `CanIf_ControllerBusOff()` is either on interrupt level (interrupt mode) or on task level (polling mode).

[SWS_CANIF_00433] [Configuration of `CanIf_ControllerBusOff()`: ID of the *CAN Controller* is published inside the configuration description of the `CanIf` (see *ECUC_CanIf_00546*).]()

Note: This service always has to be available, so there does not exist an appropriate configuration parameter.

8.4.5 CanIf_ConfirmPnAvailability

[SWS_CANIF_00815] [

Service name:	CanIf_ConfirmPnAvailability	
Syntax:	void CanIf_ConfirmPnAvailability(uint8 TransceiverId)	
Service ID[hex]:	0x1a	
Sync/Async:	Synchronous	
Reentrancy:	Reentrant	
Parameters (in):	TransceiverId	Abstract CanIf TransceiverId, which is assigned to a CAN transceiver, which was checked for PN availability.
Parameters (inout):	None	
Parameters (out):	None	
Return value:	None	
Description:	This service indicates that the transceiver is running in PN communication mode referring to the corresponding CAN transceiver with the abstract CanIf TransceiverId.	

Table 8.34: CanIf_ConfirmPnAvailability

]()

[SWS_CANIF_00753] [If `CanIf_ConfirmPnAvailability()` is called, `CanIf` calls `<User_ConfirmPnAvailability>()`.]()

Note: `CanIf` passes the delivered parameter `TransceiverId` to the upper layer module.

[SWS_CANIF_00816] [If parameter `TransceiverId` of `CanIf_ConfirmPnAvailability()` has an invalid value, `CanIf` shall report development error code `CANIF_E_PARAM_TRCV` to the `Det_ReportError` service of the DET module, when `CanIf_ConfirmPnAvailability()` is called.]()

[SWS_CANIF_00817] [If `CanIf` was not initialized before calling `CanIf_ConfirmPnAvailability()`, `CanIf` shall not execute notification, when `CanIf_ConfirmPnAvailability()` is called.]()

Note: The call context of `CanIf_ConfirmPnAvailability()` is either on interrupt level (interrupt mode) or on task level (polling mode).

[SWS_CANIF_00754] [Configuration of `CanIf_ConfirmPnAvailability()`: This function shall be pre compile time configurable ON/OFF by the configuration parameter `CANIF_PUBLIC_PN_SUPPORT` (see *ECUC_CanIf_00772*).]()

8.4.6 CanIf_ClearTrcvWufFlagIndication

[SWS_CANIF_00762] [

Service name:	CanIf_ClearTrcvWufFlagIndication	
Syntax:	void CanIf_ClearTrcvWufFlagIndication(uint8 TransceiverId)	
Service ID[hex]:	0x20	
Sync/Async:	Synchronous	
Reentrancy:	Reentrant	
Parameters (in):	TransceiverId	Abstract CanIf TransceiverId, which is assigned to a CAN transceiver, for which this function was called.
Parameters (inout):	None	
Parameters (out):	None	
Return value:	None	
Description:	This service indicates that the transceiver has cleared the WufFlag referring to the corresponding CAN transceiver with the abstract CanIf TransceiverId.	

Table 8.35: CanIf_ClearTrcvWufFlagIndication

]()

[SWS_CANIF_00757] [If `CanIf_ClearTrcvWufFlagIndication()` is called, `CanIf` calls `<User_ClearTrcvWufFlagIndication>()`.]()

Note: `CanIf` passes the delivered parameter `TransceiverId` to the upper layer module.

[SWS_CANIF_00805] [If parameter `TransceiverId` of `CanIf_ClearTrcvWufFlagIndication()` has an invalid value, `CanIf` shall report development error code `CANIF_E_PARAM_TRCV` to the `Det_ReportError` service of the DET module, when `CanIf_ClearTrcvWufFlagIndication()` is called.]()

[SWS_CANIF_00806] [If `CanIf` was not initialized before calling `CanIf_ClearTrcvWufFlagIndication()`, `CanIf` shall not execute notification, when `CanIf_ClearTrcvWufFlagIndication()` is called.]()

Note: The call context of `CanIf_ClearTrcvWuffFlagIndication()` is either on interrupt level (interrupt mode) or on task level (polling mode).

[SWS_CANIF_00808] [Configuration of `CanIf_ClearTrcvWuffFlagIndication()`: This function shall be pre compile time configurable ON/OFF by the configuration parameter `CANIF_PUBLIC_PN_SUPPORT` (see *ECUC_CanIf_00772*).]()

8.4.7 CanIf_CheckTrcvWakeFlagIndication

[SWS_CANIF_00763] [

Service name:	CanIf_CheckTrcvWakeFlagIndication	
Syntax:	void CanIf_CheckTrcvWakeFlagIndication(uint8 TransceiverId)	
Service ID[hex]:	0x21	
Sync/Async:	Synchronous	
Reentrancy:	Reentrant	
Parameters (in):	TransceiverId	Abstract CanIf TransceiverId, which is assigned to a CAN transceiver, for which this function was called.
Parameters (inout):	None	
Parameters (out):	None	
Return value:	None	
Description:	This service indicates that the check of the transceiver's wake-up flag has been finished by the corresponding CAN transceiver with the abstract CanIf TransceiverId. This indication is used to cope with the asynchronous transceiver communication.	

Table 8.36: CanIf_CheckTrcvWakeFlagIndication

]()

[SWS_CANIF_00759] [If `CanIf_CheckTrcvWakeFlagIndication()` is called, `CanIf` calls `<User_CheckTrcvWakeFlagIndication>()`.]()

Note: `CanIf` passes the delivered parameter `TransceiverId` to the upper layer module.

[SWS_CANIF_00809] [If parameter `TransceiverId` of `CanIf_CheckTrcvWakeFlagIndication()` has an invalid value, `CanIf` shall report development error code `CANIF_E_PARAM_TRCV` to the `Det_ReportError` service of the DET module, when `CanIf_CheckTrcvWakeFlagIndication()` is called.]()

[SWS_CANIF_00810] [If the `CanIf` was not initialized before calling `CanIf_CheckTrcvWakeFlagIndication()`, `CanIf` shall not execute notification, when `CanIf_CheckTrcvWakeFlagIndication()` is called.]()

Note: The call context of `CanIf_CheckTrcvWakeFlagIndication()` is either on interrupt level (interrupt mode) or on task level (polling mode).

[SWS_CANIF_00812] [Configuration of `CanIf_CheckTrcvWakeFlagIndication()`: This function shall be pre compile time configurable ON/OFF by the configuration parameter `CANIF_PUBLIC_PN_SUPPORT` (see *ECUC_CanIf_00772*).]()

8.4.8 CanIf_ControllerModeIndication

[SWS_CANIF_00699] [

Service name:	CanIf_ControllerModeIndication	
Syntax:	<pre>void CanIf_ControllerModeIndication(uint8 ControllerId, Can_ControllerStateType ControllerMode)</pre>	
Service ID[hex]:	0x17	
Sync/Async:	Synchronous	
Reentrancy:	Reentrant	
Parameters (in):	ControllerId	Abstract CanIf ControllerId which is assigned to a CAN controller, which state has been transitioned.
	ControllerMode	Mode to which the CAN controller transitioned
Parameters (inout):	None	
Parameters (out):	None	
Return value:	None	
Description:	This service indicates a controller state transition referring to the corresponding CAN controller with the abstract CanIf ControllerId.	

Table 8.37: CanIf_ControllerModeIndication

]()

Note: The callback service `CanIf_ControllerModeIndication()` is called by `CanDrv` and implemented in `CanIf`. It is called in case of a state transition notification of the `CanDrv`.

[SWS_CANIF_00700] [If parameter `ControllerId` of `CanIf_ControllerModeIndication()` has an invalid value, `CanIf` shall report development error code `CANIF_E_PARAM_CONTROLLERID` to the `Det_ReportError` service of the DET module, when `CanIf_ControllerModeIndication()` is called.]()

[SWS_CANIF_00702] [If `CanIf` was not initialized before calling `CanIf_ControllerModeIndication()`, `CanIf` shall not execute state transition notification, when `CanIf_ControllerModeIndication()` is called.]()

Note: The call context of `CanIf_ControllerModeIndication()` is either on interrupt level (interrupt mode) or on task level (polling mode).

8.4.9 CanIf_TrcvModeIndication

[SWS_CANIF_00764] [

Service name:	CanIf_TrcvModeIndication	
Syntax:	void CanIf_TrcvModeIndication(uint8 TransceiverId, CanTrcv_TrcvModeType TransceiverMode)	
Service ID[hex]:	0x22	
Sync/Async:	Synchronous	
Reentrancy:	Reentrant	
Parameters (in):	TransceiverId	Abstract CanIf TransceiverId, which is assigned to a CAN transceiver, which state has been transitioned.
	TransceiverMode	Mode to which the CAN transceiver transitioned
Parameters (inout):	None	
Parameters (out):	None	
Return value:	None	
Description:	This service indicates a transceiver state transition referring to the corresponding CAN transceiver with the abstract CanIf TransceiverId.	

Table 8.38: CanIf_TrcvModeIndication

]()

Note: The callback service `CanIf_TrcvModeIndication()` is called by `CanDrv` and implemented in `CanIf`. It is called in case of a state transition notification of the `CanDrv`.

[SWS_CANIF_00706] [If parameter `TransceiverId` of `CanIf_TrcvModeIndication()` has an invalid value, `CanIf` shall report development error code `CANIF_E_PARAM_TRCV` to the `Det_ReportError` service of the DET module, when `CanIf_TrcvModeIndication()` is called.]()

[SWS_CANIF_00708] [If `CanIf` was not initialized before calling `CanIf_TrcvModeIndication()`, `CanIf` shall not execute state transition notification, when `CanIf_TrcvModeIndication()` is called.]()

Note: The call context of `CanIf_TrcvModeIndication()` is either on interrupt level (interrupt mode) or on task level (polling mode).

[SWS_CANIF_00710] [Configuration of `CanIf_TrcvModeIndication()`: ID of the `CAN Transceiver` is published inside the configuration description of `CanIf` via parameter `CANIF_TRCV_ID` (see `ECUC_CanIf_00654`).]()

[SWS_CANIF_00730] [Configuration of `CanIf_TrcvModeIndication()`: If transceivers are not supported (`CanIfTrcvDrvCfg` is not configured, see `ECUC_CanIf_00273`), `CanIf_TrcvModeIndication()` shall not be provided by `CanIf`.]()

8.4.10 CanIf_CurrentIcomConfiguration

[SWS_CANIF_00862] [

Service name:	CanIf_CurrentIcomConfiguration	
Syntax:	<pre>void CanIf_CurrentIcomConfiguration(uint8 ControllerId, IcomConfigIdType ConfigurationId, IcomSwitch_ErrorType Error)</pre>	
Service ID[hex]:	0x26	
Sync/Async:	Synchronous	
Reentrancy:	Reentrant only for different controller Ids	
Parameters (in):	ControllerId ConfigurationId Error	Abstract CanIf ControllerId which is assigned to a CAN controller, which informs about the Configuration Id. Active Configuration Id. ICOM_SWITCH_E_OK: No Error ICOM_SWITCH_E_FAILED: Switch to requested Configuration failed. Severe Error.
Parameters (inout):	None	
Parameters (out):	None	
Return value:	None	
Description:	This service shall inform about the change of the Icom Configuration of a CAN controller using the abstract CanIf ControllerId.	

Table 8.39: CanIf_CurrentIcomConfiguration

]()

Note: The interface `CanIf_CurrentIcomConfiguration()` is used by the `CanDrv` to inform `CanIf` about the status of activation or deactivation of *Pretended Networking* for a given channel.

[SWS_CANIF_00839] [If `CanIf_CurrentIcomConfiguration()` is called, `CanIf` shall call `CanSM_CurrentIcomConfiguration(ControllerId, ConfigurationId, Error)` to inform `CanSM` about current status of *ICOM*.]()

[SWS_CANIF_00873] [If `CanIf_CurrentIcomConfiguration()` is called with invalid `ControllerId`, `CanIf` shall report development error code `CANIF_E_PARAM_CONTROLLERID` to the `Det_ReportError` service of the DET module.]([SRS_BSW_00323](#))

[SWS_CANIF_00876] [`CanIf_CurrentIcomConfiguration()` shall be pre compile time configurable ON/OFF by the configuration parameter `CANIF_PUBLIC_ICOM_SUPPORT` (see [ECUC_CanIf_00839](#)).]()

8.5 Scheduled functions

Note: `CanIf` does not have scheduled functions or needs some.

8.6 Expected interfaces

In this chapter all interfaces required from other modules are listed.

8.6.1 Mandatory interfaces

Note: This section defines all interfaces, which are required to fulfill the core functionality of the module.

[SWS_CANIF_00040] [

API function	Description
Can_SetControllerMode	This function performs software triggered state transitions of the CAN controller State machine.
Can_Write	This function is called by CanIf to pass a CAN message to CanDrv for transmission.
Det_ReportRuntimeError	Service to report runtime errors. If a callout has been configured then this callout shall be called.
SchM_Enter_CanIf_<Exclusive Area>	Invokes the SchM_Enter function to enter a module local exclusive area.
SchM_Exit_CanIf_<ExclusiveArea>	Invokes the SchM_Exit function to exit an exclusive area.

Table 8.40: CanIf Mandatory Interfaces

]0

8.6.2 Optional interfaces

This section defines all interfaces, which are required to fulfill an optional functionality of the module.

[SWS_CANIF_00294] [

API function	Description
Can_CheckWakeup	This function checks if a wakeup has occurred for the given controller.
Can_SetBaudrate	This service shall set the baud rate configuration of the CAN controller. Depending on necessary baud rate modifications the controller might have to reset.
Can_SetIcomConfiguration	This service shall change the Icom Configuration of a CAN controller to the requested one.
CanNm_RxIndication	Indication of a received PDU from a lower layer communication interface module.
CanNm_TxConfirmation	The lower layer communication interface module confirms the transmission of a PDU, or the failure to transmit a PDU.
CanSM_CheckTransceiverWake FlagIndication	This callback function indicates the CanIf_CheckTrcvWakeFlag API process end for the notified CAN Transceiver.

CanSM_ClearTrcvWufFlagIndication	This callback function shall indicate the CanIf_ClearTrcvWufFlag API process end for the notified CAN Transceiver.
CanSM_ConfirmPnAvailability	This callback function indicates that the transceiver is running in PN communication mode.
CanSM_ControllerBusOff	This callback function notifies the CanSM about a bus-off event on a certain CAN controller, which needs to be considered with the specified bus-off recovery handling for the impacted CAN network.
CanSM_ControllerModeIndication	This callback shall notify the CanSM module about a CAN controller mode change.
CanSM_CurrentIcomConfiguration	This service shall inform about the change of the Icom Configuration of a CAN network.
CanSM_TransceiverModeIndication	This callback shall notify the CanSM module about a CAN transceiver mode change.
CanTp_RxIndication	Indication of a received PDU from a lower layer communication interface module.
CanTp_TxConfirmation	The lower layer communication interface module confirms the transmission of a PDU, or the failure to transmit a PDU.
CanTrcv_CheckWakeFlag	Requests to check the status of the wakeup flag from the transceiver hardware.
CanTrcv_CheckWakeup	Service is called by underlying CANIF in case a wake up interrupt is detected.
CanTrcv_GetBusWuReason	Gets the wakeup reason for the Transceiver and returns it in parameter Reason.
CanTrcv_GetOpMode	Gets the mode of the Transceiver and returns it in Op-Mode.
CanTrcv_SetOpMode	Sets the mode of the Transceiver to the value OpMode.
CanTrcv_SetWakeupMode	Enables, disables or clears wake-up events of the Transceiver according to TrcvWakeupMode.
Det_ReportError	Service to report development errors.
EcuM_ValidateWakeupEvent	After wakeup, the ECU State Manager will stop the process during the WAKEUP VALIDATION state/sequence to wait for validation of the wakeup event. This API service is used to indicate to the ECU Manager module that the wakeup events indicated in the sources parameter have been validated.
J1939Nm_RxIndication	Indication of a received PDU from a lower layer communication interface module.
J1939Nm_TxConfirmation	The lower layer communication interface module confirms the transmission of a PDU, or the failure to transmit a PDU.
J1939Tp_RxIndication	Indication of a received PDU from a lower layer communication interface module.
J1939Tp_TxConfirmation	The lower layer communication interface module confirms the transmission of a PDU, or the failure to transmit a PDU.
PduR_CanIfRxIndication	Indication of a received PDU from a lower layer communication interface module.
PduR_CanIfTxConfirmation	The lower layer communication interface module confirms the transmission of a PDU, or the failure to transmit a PDU.

Xcp_CanIfRxIndication	Indication of a received PDU from a lower layer communication interface module.
Xcp_CanIfTxConfirmation	The lower layer communication interface module confirms the transmission of a PDU, or the failure to transmit a PDU.

Table 8.41: CanIf Optional Interfaces

]()

8.6.3 Configurable interfaces

In this section all interfaces are listed, where the target function of any upper layer to be called has to be set up by configuration. These callback services are specified and implemented in the upper communication modules, which use `CanIf` according to the AUTOSAR BSW architecture. The specific callback notification is specified in the corresponding SWS document (see [chapter 3 “Related documentation”](#)).

As far the interface name is not specified to be mandatory, no callback is performed, if no API name is configured. This section describes only the content of notification of the callback, the call context inside `CanIf` and exact time by the call event.

<User_NotificationName> - This condition is applied for such interface services which will be implemented in the upper layer and called by `CanIf`. This condition displays the symbolic name of the functional group in a callback service in the corresponding upper layer module. Each upper layer module can define no, one or several callback services for the same functionality (i.e. *transmit confirmation*). The dispatch is ensured by the `L-SDU` ID.

The upper layer module provides the *Service ID* of the following functions.

8.6.3.1 <User_TriggerTransmit>

[SWS_CANIF_00886] [

Service name:	<User_TriggerTransmit>	
Syntax:	Std_ReturnType <User_TriggerTransmit>(PduIdType TxPduId, PduInfoType* PduInfoPtr)	
Sync/Async:	Synchronous	
Reentrancy:	Reentrant for different PduIds. Non reentrant for the same PduId.	
Parameters (in):	TxPduId	ID of the SDU that is requested to be transmitted.
Parameters (inout):	PduInfoPtr	Contains a pointer to a buffer (<code>SduDataPtr</code>) to where the SDU data shall be copied, and the available buffer size in <code>SduLength</code> . On return, the service will indicate the length of the copied SDU data in <code>SduLength</code> .

Parameters (out):	None	
Return value:	Std_ReturnType	E_OK: SDU has been copied and SduLength indicates the number of copied bytes. E_NOT_OK: No SDU data has been copied. PduInfoPtr must not be used since it may contain a NULL pointer or point to invalid data.
Description:	Within this API, the upper layer module (called module) shall check whether the available data fits into the buffer size reported by PduInfoPtr->SduLength. If it fits, it shall copy its data into the buffer provided by PduInfoPtr->SduDataPtr and update the length of the actual copied data in PduInfoPtr->SduLength. If not, it returns E_NOT_OK without changing PduInfoPtr.	

Table 8.42: <User_TriggerTransmit>

]()

Note: This callback service is called by `CanIf` and implemented in the corresponding upper layer module. It is called in case of a *Trigger Transmit* request of `CanDrv`.

Note: The call context of `<User_TriggerTransmit>()` is either on interrupt level (interrupt mode) or on task level (polling mode).

[SWS_CANIF_00888] [Configuration of `<User_TriggerTransmit>()`: The upper layer module, which provides the `TriggerTransmit` callback service, has to be configured by `CanIfTxPduUserTxConfirmationUL` (see `CanIfTxPduUserTxConfirmationUL`). If no upper layer modules are configured, no `TriggerTransmit` callback service is executed and therefore *Trigger Transmit* functionality is not supported for that PDU.]()

[SWS_CANIF_00889] [Configuration of `<User_TriggerTransmit>()`: The name of the API `<User_TriggerTransmit>()` which is called by `CanIf` shall be configured for `CanIf` by parameter `CanIfTxPduUserTriggerTransmitName` (see `CanIfTxPduUserTriggerTransmitName`).]()

Note: If `CanIfTxPduTriggerTransmit` is not specified or `FALSE`, no upper layer modules have to be configured for *Trigger Transmit*. Therefore, `<User_TriggerTransmit>()` will not be called and `CanIfTxPduUserTxConfirmationUL` as well as `CanIfTxPduUserTriggerTransmitName` need not to be configured.

[SWS_CANIF_00890] [Configuration of `<User_TriggerTransmit>()`: If `CanIfTxPduUserTxConfirmationUL` is set to `PDUR`, `CanIfTxPduUserTriggerTransmitName` must be `PduR_CanIfTriggerTransmit`.]()

[SWS_CANIF_00891] [Configuration of `<User_TriggerTransmit>()`: If `CanIfTxPduUserTxConfirmationUL` is set to `CDD`, the name of the API `<User_TriggerTransmit>()` has to be configured via parameter `CanIfTxPduUserTriggerTransmitName`.]()

8.6.3.2 <User_TxConfirmation>

[SWS_CANIF_00011] [

Service name:	<User_TxConfirmation>	
Syntax:	<pre>void <User_TxConfirmation>(PduIdType TxPduId, Std_ReturnType result)</pre>	
Sync/Async:	Synchronous	
Reentrancy:	Reentrant for different PduIds. Non reentrant for the same PduId.	
Parameters (in):	TxPduId result	ID of the PDU that has been transmitted. E_OK: The PDU was transmitted. E_NOT_OK: Transmission of the PDU failed.
Parameters (inout):	None	
Parameters (out):	None	
Return value:	None	
Description:	The lower layer communication interface module confirms the transmission of a PDU, or the failure to transmit a PDU.	

Table 8.43: <User_TxConfirmation>

]()

Note: This callback service is called by `CanIf` and implemented in the corresponding upper layer module. It is called in case of a *transmit confirmation* of `CanDrv`.

Note: This type of confirmation callback service is mainly designed for `PduR`, `CanNm`, and `CanTp`, but not exclusive.

Note: Parameter `TxPduId` is derived from <User> configuration.

Note: The call context of `<User_TxConfirmation>()` is either on interrupt level (interrupt mode) or on task level (polling mode).

[SWS_CANIF_00438] [Configuration of `<User_TxConfirmation>()`: The upper layer module, which provides this callback service, has to be configured by `CanIfTxPduUserTxConfirmationUL` (see *ECUC_CanIf_00527*). If no upper layer modules are configured for *transmit confirmation* using `<User_TxConfirmation>()`, no *transmit confirmation* is executed.]()

[SWS_CANIF_00542] [Configuration of `<User_TxConfirmation>()`: The name of the API `<User_TxConfirmation>()` which is called by `CanIf` shall be configured for `CanIf` by parameter `CanIfTxPduUserTxConfirmationName` (see *ECUC_CanIf_00528*).]()

Note: If *transmit confirmations* are not necessary or no upper layer modules are configured for *transmit confirmations* and thus `<User_TxConfirmation>()` shall not be called, `CanIfTxPduUserTxConfirmationUL` and `CanIfTxPduUserTxConfirmationName` need not to be configured.

[SWS_CANIF_00439] [Configuration of `<User_TxConfirmation>()`: If `CanIfTxPduUserTxConfirmationUL` is set to `PDUR`, `CanIfTxPduUserTxConfirmationName` must be `PduR_CanIfTxConfirmation`.]()

[SWS_CANIF_00543] [Configuration of `<User_TxConfirmation>()`: If `CanIfTxPduUserTxConfirmationUL` is set to `CAN_NM`, `CanIfTxPduUserTxConfirmationName` must be `CanNm_TxConfirmation`.]()

Hint (Dependency to another module):

If at least one `CanIfTxL-SDU` is configured with `CanNm_TxConfirmation()`, which means `CanIfTxPduUserTxConfirmationUL` equals `CAN_NM`, the `CanNm` configuration parameter `CANNM_IMMEDIATE_TXCONF_ENABLED` must be set to `FALSE` (for `CanNm` related details see [4, Specification of CAN Network Management], [SWS_CANNM_00284]).

[SWS_CANIF_00858] [Configuration of `<User_TxConfirmation>()`: If `CanIfTxPduUserTxConfirmationUL` is set to `J1939NM`, `CanIfTxPduUserTxConfirmationName` must be `J1939Nm_TxConfirmation`.]()

[SWS_CANIF_00544] [Configuration of `<User_TxConfirmation>()`: If `CanIfTxPduUserTxConfirmationUL` is set to `J1939TP`, `CanIfTxPduUserTxConfirmationName` must be `J1939Tp_TxConfirmation`.]()

[SWS_CANIF_00550] [Configuration of `<User_TxConfirmation>()`: If `CanIfTxPduUserTxConfirmationUL` is set to `CAN_TP`, `CanIfTxPduUserTxConfirmationName` must be `CanTp_TxConfirmation`.]()

[SWS_CANIF_00556] [Configuration of `<User_TxConfirmation>()`: If `CanIfTxPduUserTxConfirmationUL` is set to `XCP`, `CanIfTxPduUserTxConfirmationName` must be `Xcp_CanIfTxConfirmation`.]()

[SWS_CANIF_00551] [Configuration of `<User_TxConfirmation>()`: If `CanIfTxPduUserTxConfirmationUL` is set to `CDD`, the name of the API `<User_TxConfirmation>()` has to be configured via parameter `CanIfTxPduUserTxConfirmationName`.]()

[SWS_CANIF_00879] [Configuration of `<User_TxConfirmation>()`: If `CanIfTxPduUserTxConfirmationUL` is set to `CAN_TSYN`, `CanIfTxPduUserTxConfirmationName` must be `CanTSyn_CanIfTxConfirmation`.]()

8.6.3.3 <User_RxIndication>

[SWS_CANIF_00012] [

Service name:	<code><User_RxIndication></code>
Syntax:	<code>void <User_RxIndication>(</code> <code> PduIdType RxPduId,</code> <code> const PduInfoType* PduInfoPtr</code> <code>)</code>
Sync/Async:	Synchronous

Reentrancy:	Reentrant for different PduIds. Non reentrant for the same PduId.	
Parameters (in):	RxPduId PduInfoPtr	ID of the received PDU. Contains the length (SduLength) of the received PDU, a pointer to a buffer (SduDataPtr) containing the PDU, and the MetaData related to this PDU.
Parameters (inout):	None	
Parameters (out):	None	
Return value:	None	
Description:	Indication of a received PDU from a lower layer communication interface module.	

Table 8.44: <User_RxIndication>

]([SRS_Can_01003](#))

Note: This service indicates a successful *reception* of an *L-SDU* to the upper layer module after passing all filters and validation checks.

Note: This callback service is called by `CanIf` and implemented in the configured upper layer module (e.g. `PduR`, `CanNm`, `CanTp`, etc.) if configured accordingly (see *ECUC_CanIf_00529*).

Note: Until `<User_RxIndication>()` returns, `CanIf` will not access `<PduInfoPtr>`. The `<PduInfoPtr>` is only valid and can be used by upper layers, until the indication returns. `CanIf` guarantees that the number of configured bytes for this `<PduInfoPtr>` is valid.

Note: The call context of `<User_RxIndication>()` is either on interrupt level (*interrupt mode*) or on task level (*polling mode*).

[SWS_CANIF_00441] [Configuration of `<User_RxIndication>()`: The upper layer module, which provides this callback service, has to be configured by `CANIF_RXPDU_USERRXINDICATION_UL` (see *ECUC_CanIf_00529*).]()

[SWS_CANIF_00552] [Configuration of `<User_RxIndication>()`: The name of the API `<User_RxIndication>()` which will be called by `CanIf` shall be configured for `CanIf` by parameter `CANIF_RXPDU_USERRXINDICATION_NAME` (see *ECUC_CanIf_00530*).]()

Note: If *receive indications* are not necessary or no upper layer modules are configured for *receive indications* and thus `<User_RxIndication>()` shall not be called, `CANIF_RXPDU_USERRXINDICATION_UL` and `CANIF_RXPDU_USERRXINDICATION_NAME` need not to be configured.

[SWS_CANIF_00442] [Configuration of `<User_RxIndication>()`: If `CANIF_RXPDU_USERRXINDICATION_UL` is set to `PDUR`, `CANIF_RXPDU_USERRXINDICATION_NAME` must be `PduR_CanIfRxIndication`.]()

[SWS_CANIF_00445] [Configuration of `<User_RxIndication>()`: If `CANIF_RXPDU_USERRXINDICATION_UL` is set to `CAN_NM`,

CANIF_RXPDU_USERRXINDICATION_NAME must be CanNm_RxIndication.]
()

The value passed to CanNm via the API parameter CanNmRxpduId refers to the CanNm channel handle within the CanNm module (for CanNm related details see [4, Specification of CAN Network Management]).

[SWS_CANIF_00859] [Configuration of <User_RxIndication>():
If CANIF_RXPDU_USERRXINDICATION_UL is set to J1939NM,
CANIF_RXPDU_USERRXINDICATION_NAME must be J1939Nm_RxIndication.]
()

[SWS_CANIF_00448] [Configuration of <User_RxIndication>():
If CANIF_RXPDU_USERRXINDICATION_UL is set to CAN_TP,
CANIF_RXPDU_USERRXINDICATION_NAME must be CanTp_RxIndication.]
()

[SWS_CANIF_00554] [Configuration of <User_RxIndication>():
If CANIF_RXPDU_USERRXINDICATION_UL is set to J1939TP,
CANIF_RXPDU_USERRXINDICATION_NAME must be J1939Tp_RxIndication.]
()

[SWS_CANIF_00555] [Configuration of <User_RxIndication>():
If CANIF_RXPDU_USERRXINDICATION_UL is set to XCP,
CANIF_RXPDU_USERRXINDICATION_NAME must be Xcp_CanIfRxIndication.]
()

[SWS_CANIF_00557] [Configuration of <User_RxIndication>(): If
CANIF_RXPDU_USERRXINDICATION_UL is set to CDD the name of the API has
to be configured via parameter CANIF_RXPDU_USERRXINDICATION_NAME.]
()

[SWS_CANIF_00880] [Configuration of <User_RxIndication>():
If CANIF_RXPDU_USERRXINDICATION_UL is set to
CAN_TSYN, CANIF_RXPDU_USERRXINDICATION_NAME must be
CanTSyn_CanIfRxIndication.]
()

8.6.3.4 <User_ValidateWakeupEvent>

[SWS_CANIF_00532] [

Service name:	<User_ValidateWakeupEvent>	
Syntax:	void <User_ValidateWakeupEvent>(EcuM_WakeupSourceType sources)	
Sync/Async:	(defined within providing upper layer module)	
Reentrancy:	(defined within providing upper layer module)	
Parameters (in):	sources	Validated CAN wakeup events. Every CAN controller or CAN transceiver can be a separate wakeup source.
Parameters (inout):	None	

Parameters (out):	None
Return value:	None
Description:	This service indicates if a wake up event initiated from the wake up source (CAN controller or transceiver) after a former request to the CAN Driver or CAN Transceiver Driver module is valid.

Table 8.45: User_ValidateWakeupEvent

}]()

Note: This callback service is mainly implemented in and used by the *ECU State Manager* module (see [13, Specification of ECU State Manager]).

Note: The `CanIf` calls this callback service. It is implemented by the configured upper layer module. It is called only during the call of `CanIf_CheckValidation()` if a first CAN L-PDU reception event after a wake up event has been occurred at the corresponding `CAN Controller`.

Note: The call context of `<User_ValidateWakeupEvent>()` is either on interrupt level (interrupt mode) or on task level (polling mode).

Note: The callback service `<User_ValidateWakeupEvent>()` is in general re-entrant for multiple CAN Controller usage, but not for the same CAN Controller

[SWS_CANIF_00659] [Configuration of `<User_ValidateWakeupEvent>()`: If no validation is needed, this API can be omitted by disabling `CANIF_PUBLIC_WAKEUP_CHECK_VALIDATION_SUPPORT` (see *ECUC_CanIf_00611*).]()

[SWS_CANIF_00456] [Configuration of `<User_ValidateWakeupEvent>()`: The upper layer module which provides this callback service has to be configured by `CanIfDispatchUserValidateWakeupEventUL` (see *ECUC_CanIf_00549*), but:

- If no upper layer modules are configured for wake up notification using `<User_ValidateWakeupEvent>()`, no wake up notification needs to be configured. `CanIfDispatchUserValidateWakeupEventUL` needs not to be configured.
- If wake up is not supported (`CANIF_CTRL_WAKEUP_SUPPORT` and `CANIF_TRCV_WAKEUP_SUPPORT` equal `FALSE`, see *ECUC_CanIf_00637*, *ECUC_CanIf_00606*), `CanIfDispatchUserValidateWakeupEventUL` is not configurable.

}]()

[SWS_CANIF_00563] [Configuration of `<User_ValidateWakeupEvent>()`: If `CanIfDispatchUserValidateWakeupEventUL` is set to `ECUM`, `CanIfDispatchUserValidateWakeupEventName` must be `Ecum_ValidateWakeupEvent`.

}]()

[SWS_CANIF_00564] [Configuration of `<User_ValidateWakeupEvent>()`: If `CanIfDispatchUserValidateWakeupEventUL` is set to CDD the name of the API has to be configured via parameter `CanIfDispatchUserValidateWakeupEvent-Name`.]()

8.6.3.5 `<User_ControllerBusOff>`

[SWS_CANIF_00014] [

Service name:	<code><User_ControllerBusOff></code>	
Syntax:	<pre>void <User_ControllerBusOff>(uint8 ControllerId)</pre>	
Sync/Async:	(defined within providing upper layer module)	
Reentrancy:	(defined within providing upper layer module)	
Parameters (in):	ControllerId	Abstracted CanIf ControllerId which is assigned to a CAN controller, at which a BusOff occurred.
Parameters (inout):	None	
Parameters (out):	None	
Return value:	None	
Description:	This service indicates a bus-off event to the corresponding upper layer module (mainly the CAN State Manager module).	

Table 8.46: User_ControllerBusOff

]([SRS_Can_01029](#))

Note: This callback service is mainly implemented in and used by `CanSm` (see [3, Specification of CAN State Manager]).

Note: This callback service is called by `CanIf` and implemented by the configured upper layer module. It is called in case of a *BusOff notification* via `CanIf_ControllerBusOff()` of the `CanDrv`. The delivered parameter `ControllerId` of the service `CanIf_ControllerBusOff()` is passed to the upper layer module.

Note: The call context of `<User_ControllerBusOff>()` is either on interrupt level (*interrupt mode*) or on task level (*polling mode*).

Note: The callback service `<User_ControllerBusOff>()` is in general re-entrant for multiple `CAN Controller` usage, but not for the same `CAN Controller`.

Note: Before re-initialization/restart during *BusOff recovery* is executed `<User_ControllerBusOff>()` is performed only once in case of multiple *BusOff events* at `CAN Controller`.

Configuration of <User_ControllerBusOff> ()

[SWS_CANIF_00450] [Configuration of <User_ControllerBusOff>(): The upper layer module which provides this callback service has to be configured by [CanIfDispatchUserCtrlBusOffUL](#) (see [ECUC_CanIf_00547](#)).]()

[SWS_CANIF_00558] [Configuration of <User_ControllerBusOff>(): The name of the API <User_ControllerBusOff>() which will be called by CanIf shall be configured for CanIf by parameter [CanIfDispatchUserCtrlBusOffName](#) (see [ECUC_CanIf_00525](#)).]()

[SWS_CANIF_00524] [Configuration of <User_ControllerBusOff>(): At least one upper layer module and hence an API of <User_ControllerBusOff>() has mandatorily to be configured, which CanIf can call in case of an occurred call of [CanIf_ControllerBusOff\(\)](#).]()

[SWS_CANIF_00559] [Configuration of <User_ControllerBusOff>(): If [CanIfDispatchUserCtrlBusOffUL](#) is set to CAN_SM, [CanIfDispatchUserCtrlBusOffName](#) must be [CanSM_ControllerBusOff](#).]()

[SWS_CANIF_00560] [Configuration of <User_ControllerBusOff>(): If [CanIfDispatchUserCtrlBusOffUL](#) is set to CDD the name of the API has to be configured via parameter [CanIfDispatchUserCtrlBusOffName](#).]()

8.6.3.6 <User_ConfirmPnAvailability>

[SWS_CANIF_00821] [

Service name:	<User_ConfirmPnAvailability>	
Syntax:	void <User_ConfirmPnAvailability>(uint8 TransceiverId)	
Sync/Async:	(defined within providing upper layer module)	
Reentrancy:	(defined within providing upper layer module)	
Parameters (in):	TransceiverId	Abstract CanIf TransceiverId, which is assigned to a CAN transceiver, which was checked for PN availability.
Parameters (inout):	None	
Parameters (out):	None	
Return value:	None	
Description:	This service indicates that the CAN transceiver is running in PN communication mode.	

Table 8.47: User_ConfirmPnAvailability

]()

Note: This callback service is mainly implemented in and used by [CanSm](#) (see [3, Specification of CAN State Manager]).

Note: The call context of `<User_ConfirmPnAvailability>()` is either on interrupt level (interrupt mode) or on task level (polling mode).

Note: The callback service `<User_ConfirmPnAvailability>()` is in general re-entrant for multiple CAN Controller usage, but not for the same CAN Controller

[SWS_CANIF_00823] [Configuration of `<User_ConfirmPnAvailability>()`: The upper layer module, which is called (see [\[SWS_CANIF_00753\]](#)), has to be configurable by `CanIfDispatchUserConfirmPnAvailabilityUL` (see *ECUC_CanIf_00820*) if `CANIF_PUBLIC_PN_SUPPORT` (see *ECUC_CanIf_00772*) equals `True`.]()

[SWS_CANIF_00824] [Configuration of `<User_ConfirmPnAvailability>()`: The name of `<User_ConfirmPnAvailability>()` shall be configurable by `CanIfDispatchUserConfirmPnAvailabilityName` (see *ECUC_CanIf_00819*) if `CANIF_PUBLIC_PN_SUPPORT` (see *ECUC_CanIf_00772*) equals `True`.]()

[SWS_CANIF_00825] [Configuration of `<User_ConfirmPnAvailability>()`: It shall be configurable by `CANIF_PUBLIC_PN_SUPPORT` (see *ECUC_CanIf_00772*), if `CanIf` supports this service (`False`: not supported, `True`: supported)]()

[SWS_CANIF_00826] [Configuration of `<User_ConfirmPnAvailability>()`: If `CanIfDispatchUserConfirmPnAvailabilityUL` is set to `CAN_SM`, `CanIfDispatchUserConfirmPnAvailabilityName` must be `CanSM_ConfirmPnAvailability`.]()

[SWS_CANIF_00827] [Configuration of `<User_ConfirmPnAvailability>()`: If `CanIfDispatchUserConfirmPnAvailabilityUL` is set to `CDD`, the name of the service has to be configurable via parameter `CanIfDispatchUserConfirmPnAvailabilityName`.]()

8.6.3.7 `<User_ClearTrcvWufFlagIndication>`

[SWS_CANIF_00788] [

Service name:	<code><User_ClearTrcvWufFlagIndication></code>	
Syntax:	<pre>void <User_ClearTrcvWufFlagIndication>(uint8 TransceiverId)</pre>	
Sync/Async:	Synchronous	
Reentrancy:	Non Reentrant	
Parameters (in):	TransceiverId	Abstracted CanIf TransceiverId, for which this function was called.
Parameters (inout):	None	
Parameters (out):	None	
Return value:	None	
Description:	This service indicates that the CAN transceiver has cleared the WufFlag. This function is called in <code>CanIf_ClearTrcvWufFlagIndication</code> .	

Table 8.48: `<User_ClearTrcvWufFlagIndication>`

]()

Note: This callback service is mainly implemented in and used by `CanSm` (see [3, Specification of CAN State Manager]).

Note: The call context of `<User_ClearTrcvWuffFlagIndication>()` is either on interrupt level (interrupt mode) or on task level (polling mode).

Note: The callback service `<User_ClearTrcvWuffFlagIndication>()` is in general re-entrant for multiple CAN Controller usage, but not for the same CAN Controller

[SWS_CANIF_00794] [Configuration of `<User_ClearTrcvWuffFlagIndication>()`:
The upper layer module, which is called (see [SWS_CANIF_00757]), has to be configurable by `CanIfDispatchUserClearTrcvWuffFlagIndicationUL` (see *ECUC_CanIf_00790*) if `CANIF_PUBLIC_PN_SUPPORT` (see *ECUC_CanIf_00772*) equals `True`.]()

[SWS_CANIF_00795] [Configuration of `<User_ClearTrcvWuffFlagIndication>()`:
The name of `<User_ClearTrcvWuffFlagIndication>()` shall be configurable by `CanIfDispatchUserClearTrcvWuffFlagIndicationName` (see *ECUC_CanIf_00789*) if `CANIF_PUBLIC_PN_SUPPORT` (see *ECUC_CanIf_00772*) equals `True`.]()

[SWS_CANIF_00796] [Configuration of `<User_ClearTrcvWuffFlagIndication>()`:
It shall be configurable by `CANIF_PUBLIC_PN_SUPPORT` (see *ECUC_CanIf_00772*), if `CanIf` supports this service (`False`: not supported, `True`: supported)]()

[SWS_CANIF_00797] [Configuration of `<User_ClearTrcvWuffFlagIndication>()`:
If `CanIfDispatchUserClearTrcvWuffFlagIndicationUL` is set to `CAN_SM`, `CanIfDispatchUserClearTrcvWuffFlagIndicationName` must be `CanSM_ClearTrcvWuffFlagIndication`.]()

[SWS_CANIF_00798] [Configuration of `<User_ClearTrcvWuffFlagIndication>()`:
If `CanIfDispatchUserClearTrcvWuffFlagIndicationUL` is set to `CDD`, the name of the service has to be configurable via parameter `CanIfDispatchUserClearTrcvWuffFlagIndicationName`.]()

8.6.3.8 <User_CheckTrcvWakeFlagIndication>

[SWS_CANIF_00814] [

Service name:	<code><User_CheckTrcvWakeFlagIndication></code>	
Syntax:	<pre>void <User_CheckTrcvWakeFlagIndication>(uint8 TransceiverId)</pre>	
Sync/Async:	Synchronous	
Reentrancy:	Non Reentrant	
Parameters (in):	TransceiverId	Abstracted CanIf TransceiverId, for which this function was called.
Parameters (inout):	None	

Parameters (out):	None
Return value:	None
Description:	This service indicates that the wake up flag in the CAN transceiver is set. This function is called in <code>CanIf_CheckTrcvWakeFlagIndication</code> .

Table 8.49: <User_CheckTrcvWakeFlagIndication>

}]()

Note: This callback service is mainly implemented in and used by `CanSm` (see [3, Specification of CAN State Manager]).

Note: The call context of `<User_CheckTrcvWakeFlagIndication>()` is either on interrupt level (interrupt mode) or on task level (polling mode).

Note: The callback service `<User_CheckTrcvWakeFlagIndication>()` is in general re-entrant for multiple CAN Controller usage, but not for the same CAN Controller

[SWS_CANIF_00800] [Configuration of `<User_CheckTrcvWakeFlagIndication>()`: The upper layer module, which is called (see [SWS_CANIF_00759]), has to be configurable by `CanIfDispatchUserCheckTrcvWakeFlagIndicationUL` (see *ECUC_CanIf_00792*) if `CANIF_PUBLIC_PN_SUPPORT` (see *ECUC_CanIf_00772*) equals `True`.]()

[SWS_CANIF_00801] [Configuration of `<User_CheckTrcvWakeFlagIndication>()`: The name of `<User_CheckTrcvWakeFlagIndication>()` shall be configurable by `CanIfDispatchUserCheckTrcvWakeFlagIndicationName` (see *ECUC_CanIf_00791*) if `CANIF_PUBLIC_PN_SUPPORT` (see *ECUC_CanIf_00772*) equals `True`.]()

[SWS_CANIF_00802] [Configuration of `<User_CheckTrcvWakeFlagIndication>()`: It shall be configurable by `CANIF_PUBLIC_PN_SUPPORT` (see *ECUC_CanIf_00772*), if `CanIf` supports this service (`False`: not supported, `True`: supported)]()

[SWS_CANIF_00803] [Configuration of `<User_CheckTrcvWakeFlagIndication>()`: If `CanIfDispatchUserCheckTrcvWakeFlagIndicationUL` is set to `CAN_SM`, `CanIfDispatchUserCheckTrcvWakeFlagIndicationName` must be `CanSM_CheckTrcvWakeFlagIndication`.]()

[SWS_CANIF_00804] [Configuration of `<User_CheckTrcvWakeFlagIndication>()`: If `CanIfDispatchUserCheckTrcvWakeFlagIndicationUL` is set to `CDD`, the name of the service has to be configurable via parameter `CanIfDispatchUserCheckTrcvWakeFlagIndicationName`.]()

8.6.3.9 <User_ControllerModelIndication>

[SWS_CANIF_00687] [

Service name:	<code><User_ControllerModelIndication></code>
----------------------	---

Syntax:	<pre>void <User_ControllerModeIndication>(uint8 ControllerId, Can_ControllerStateType ControllerMode)</pre>	
Sync/Async:	Synchronous	
Reentrancy:	Non Reentrant	
Parameters (in):	ControllerId	Abstracted CanIf ControllerId which is assigned to a CAN controller, at which a controller state transition occurred.
	ControllerMode	Notified CAN controller mode
Parameters (inout):	None	
Parameters (out):	None	
Return value:	None	
Description:	This service indicates a CAN controller state transition to the corresponding upper layer module (mainly the CAN State Manager module).	

Table 8.50: <User_ControllerModeIndication>

⌋()

Note: The upper layer module provides the Service ID.

Note: This callback service is mainly implemented in and used by [CanSm](#) (see [3, Specification of CAN State Manager]).

Note: The [CanIf](#) calls this callback service. It is implemented by the configured upper layer module. It is called in case of a *state transition notification* via [CanIf_ControllerModeIndication\(\)](#) of the [CanDrv](#). The delivered parameter `ControllerId` of the service [CanIf_ControllerModeIndication\(\)](#) is passed to the upper layer module. The delivered parameter `ControllerMode` of the service [CanIf_ControllerModeIndication\(\)](#) is mapped to the appropriate parameter `ControllerMode` of [<User_ControllerModeIndication>\(\)](#).

Note: For different upper layer users different service names shall be used.

Note: The call context of [<User_ControllerModeIndication>\(\)](#) is on task level (polling mode).

Note: The callback service [<User_ControllerModeIndication>\(\)](#) is in general re-entrant for multiple CAN Controller usage, but not for the same CAN Controller

[SWS_CANIF_00689] ⌈ Configuration of [<User_ControllerModeIndication>\(\)](#): The upper layer module which provides this callback service has to be configured by `CANIF_USERCONTROLLERMODEINDICATION_UL` (see [ECUC_CanIf_00684](#)). ⌋()

[SWS_CANIF_00690] ⌈ Configuration of [<User_ControllerModeIndication>\(\)](#): The name of [<User_ControllerModeIndication>\(\)](#) which is called by [CanIf](#) shall be configured for [CanIf](#) by parameter `CanIfDispatchUserCtrlModeIndicationName` (see [ECUC_CanIf_00683](#)). This is only necessary if *state transition notifications* are configured via `CanIfDispatchUserCtrlModeIndicationUL`. ⌋()

[SWS_CANIF_00691] [Configuration of `<User_ControllerModeIndication>()`:
If `CanIfDispatchUserCtrlModeIndicationUL` is set to
CAN_SM, `CanIfDispatchUserCtrlModeIndicationName` must be
`CanSM_ControllerModeIndication`.]()

[SWS_CANIF_00692] [Configuration of `<User_ControllerModeIndication>()`:
If `CanIfDispatchUserCtrlModeIndicationUL` is set to CDD the name of the
function has to be configured via parameter `CanIfDispatchUserCtrlModeIndi-`
`cationName`.]()

8.6.3.10 <User_TrcvModeIndication>

[SWS_CANIF_00693] [

Service name:	<User_TrcvModeIndication>	
Syntax:	void <User_TrcvModeIndication>(uint8 TransceiverId, CanTrcv_TrcvModeType TransceiverMode)	
Sync/Async:	Synchronous	
Reentrancy:	Non Reentrant	
Parameters (in):	TransceiverId	Abstracted CanIf TransceiverId which is assigned to a CAN transceiver, at which a transceiver state transition occurred.
	TransceiverMode	Notified CAN transceiver mode
Parameters (inout):	None	
Parameters (out):	None	
Return value:	None	
Description:	This service indicates a CAN transceiver state transition to the corresponding upper layer module (mainly the CAN State Manager module).	

Table 8.51: <User_TrcvModeIndication>

]()

Note: The upper layer module provides the Service ID.

Note: This callback service is mainly implemented in and used by `CanSm` (see [3, Specification of CAN State Manager]).

Note: The `CanIf` calls this callback service. It is implemented by the configured upper layer module. It is called in case of a *state transition notification* via `CanIf_TrcvModeIndication()` of the `CanTrcv`. The delivered parameter `Transceiver` of the service `CanIf_TrcvModeIndication()` is mapped (as configured) to the appropriate parameter `TransceiverId` which will be passed to the upper layer module. The delivered parameter `TransceiverMode` of the service `CanIf_TrcvModeIndication()` is mapped to the appropriate parameter `TransceiverMode` of `<User_TrcvModeIndication>()`.

Note: For different upper layer users different service names shall be used.

[SWS_CANIF_00694] [Caveats of `<User_TrvcModeIndication>()` :

- The `CanTrcv` must be initialized after *Power ON*.
- The call context is either on task level (*polling mode*).
- This callback service is in general re-entrant for multiple `CAN Transceiver` usage, but not for the same `CAN Transceiver`.

]()

[SWS_CANIF_00695] [Configuration of `<User_TrvcModeIndication>()`: The upper layer module which provides this callback service has to be configured by `CanIfDispatchUserTrvcModeIndicationUL` (see *ECUC_CanIf_00686*), but:

- If no upper layer modules are configured for *transceiver mode indications* using `<User_TrvcModeIndication>()`, no *transceiver mode indication* needs to be configured. `CanIfDispatchUserTrvcModeIndicationUL` needs not to be configured.
- If transceivers are not supported (`CanInterfaceTransceiverDriverConfiguration` is not configured, see *ECUC_CanIf_00273*), `CanIfDispatchUserTrvcModeIndicationUL` is not configurable.

]()

If no upper layer modules are configured for *state transition notifications* using `<User_TrvcModeIndication>()`, no *state transition notification* needs to be configured.

[SWS_CANIF_00696] [Configuration of `<User_TrvcModeIndication>()`: The name of `<User_TrvcModeIndication>()` which will be called by `CanIf` shall be configured for `CanIf` by parameter `CanIfDispatchUserTrvcModeIndicationName` (see *ECUC_CanIf_00685*). This is only necessary if *state transition notifications* are configured via `CanIfDispatchUserTrvcModeIndicationUL`.]()

[SWS_CANIF_00697] [Configuration of `<User_TrvcModeIndication>()`: If `CanIfDispatchUserTrvcModeIndicationUL` is set to `CAN_SM`, `CanIfDispatchUserTrvcModeIndicationName` must be `CanSM_TransceiverModeIndication`.]()

[SWS_CANIF_00698] [Configuration of `<User_TrvcModeIndication>()`: If `CanIfDispatchUserTrvcModeIndicationUL` is set to `CDD` the name of the API has to be configured via parameter `CanIfDispatchUserTrvcModeIndicationName`.]()

9 Sequence diagrams

The following sequence diagrams show the interactions between [CanIf](#) and [CanDrv](#).

9.1 Transmit request (single CAN Driver)

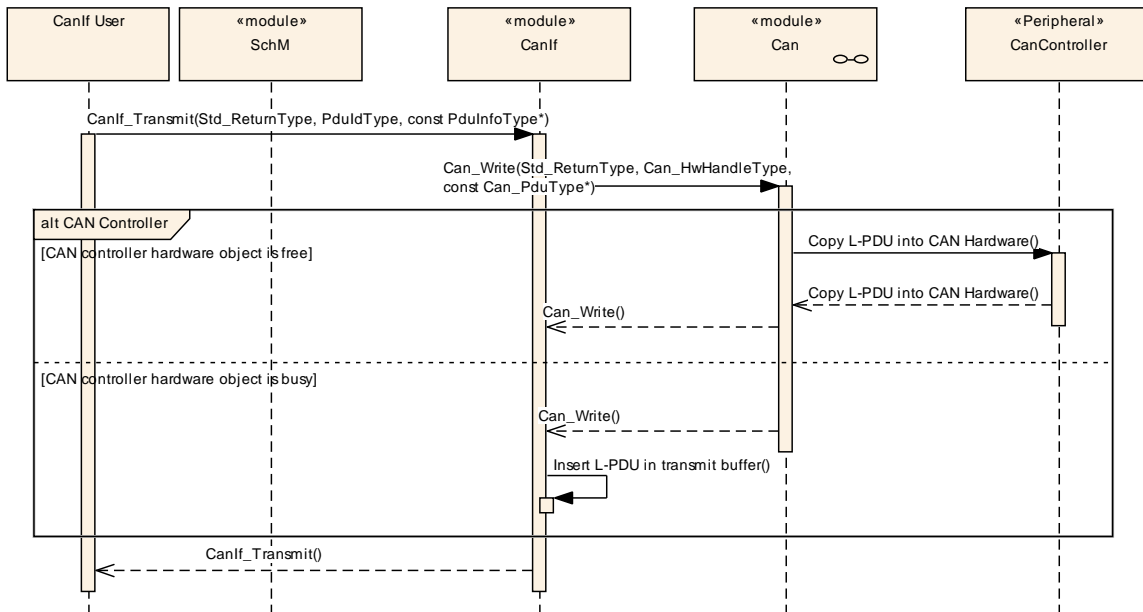


Figure 9.1: Transmission request with a single CAN Driver

Activity	Description
Transmission request	The upper layer initiates a transmit request via the service CanIf_Transmit() . The parameter CanTxPduId identifies the requested L-SDU. The service performs following steps: <ul style="list-style-type: none"> validation of the input parameter definition of the CAN Controller to be used The second parameter *PduInfoPtr is a pointer on the structure with transmit L-SDU related data such as SduLength and *SduDataPtr .
Start transmission	CanIf_Transmit() requests a transmission and calls the CanDrv service Can_Write() with corresponding processing of the HTH .
Hardware request	Can_Write() writes all L-PDU data in the CAN Hardware (if it is free) and sets the hardware request for transmission.
E_OK from Can_Write service	Can_Write() returns E_OK to CanIf_Transmit() .
CAN_BUSY from Can_Write service	If CanDrv detects, there are no free hardware objects available, it returns CAN_BUSY to CanIf .
Copying into the buffer	The L-PDU of the rejected transmit request will be inserted in the transmit buffer of CanIf until the next transmit confirmation.
E_OK from CanIf	CanIf_Transmit() returns E_OK to the upper layer.

9.2 Transmit request (multiple CAN Drivers)

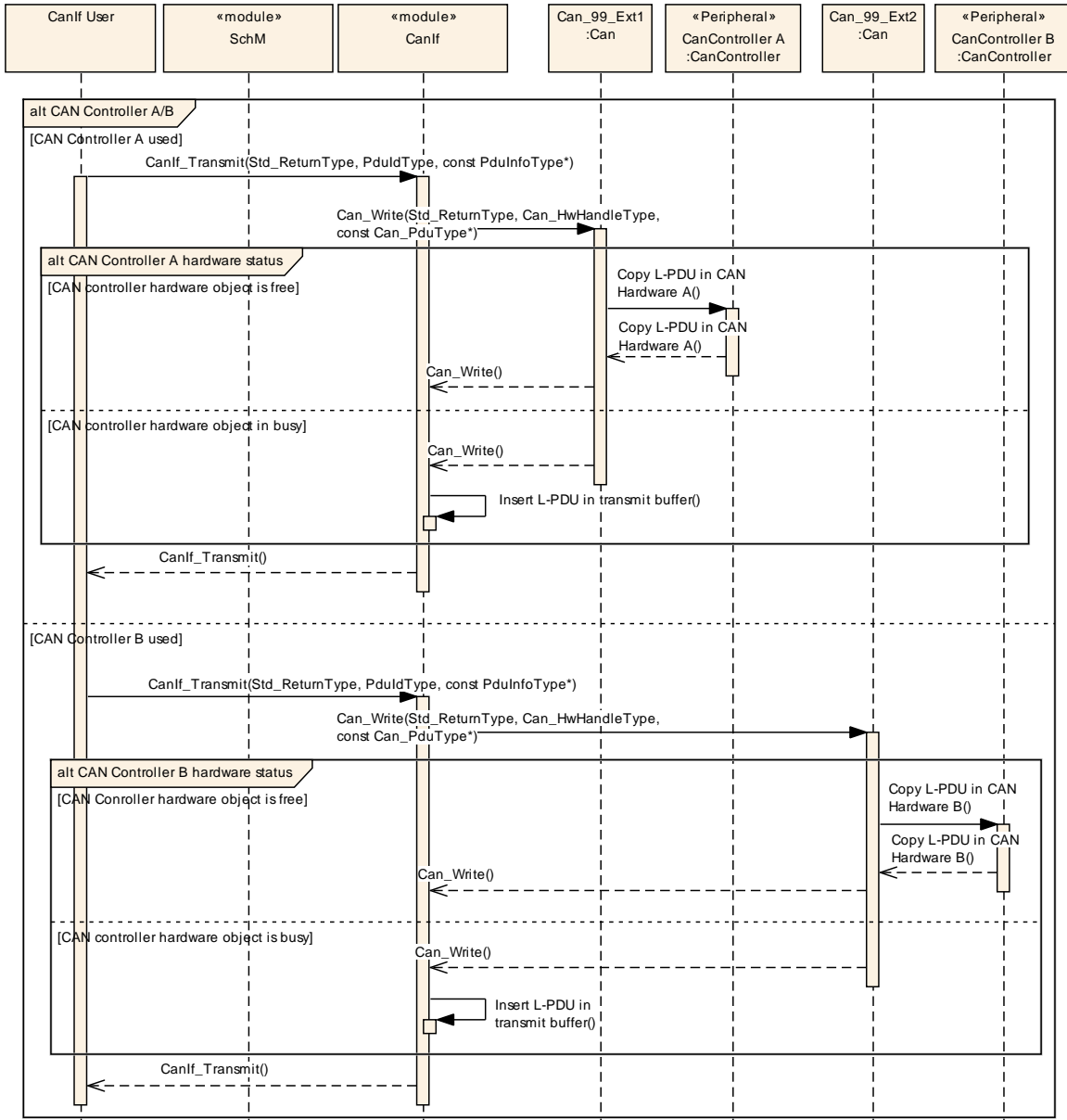


Figure 9.2: Transmission request with multiple CAN Drivers

First transmit request:

Activity	Description
Transmission request A	The upper layer initiates a transmit request via the service <code>CanIf_Transmit()</code> . The parameter <code>CanTxPduId</code> identifies the requested L-SDU. The service performs following steps: <ul style="list-style-type: none"> validation of the input parameter definition of the CAN Controller to be used (here: <code>Can_99_Ext1</code>) The second parameter <code>*PduInfoPtr</code> is a pointer on the structure with transmit L-SDU related data such as <code>SduLength</code> and <code>*SduDataPtr</code> .
Start transmission	<code>CanIf_Transmit()</code> requests a transmission and calls the <code>CanDrv Can_99_Ext1</code> service <code>Can_Write_99_Ext1()</code> with corresponding processing of the HTH.
Hardware request	<code>Can_Write_99_Ext1()</code> writes all L-PDU data in the CAN Hardware of Controller A (if it is free) and sets the hardware request for transmission.
E_OK from Can_Write service	<code>Can_Write_99_Ext1()</code> returns E_OK to <code>CanIf_Transmit()</code> .
CAN_BUSY from Can_Write service	If <code>CanDrv Can_99_Ext1</code> detects, there are no free hardware objects available, it returns CAN_BUSY to <code>CanIf</code> .
Copying into the buffer	The L-PDU of the rejected transmit request will be inserted in the transmit buffers of <code>CanIf</code> until the next transmit confirmation.
E_OK from CanIf	<code>CanIf_Transmit()</code> returns E_OK to the upper layer.

Second transmit request:

Activity	Description
Transmission request B	The upper layer initiates a transmit request via the service <code>CanIf_Transmit()</code> . The parameter <code>CanTxPduId</code> identifies the requested L-SDU. The service performs following steps: <ul style="list-style-type: none"> validation of the input parameter definition of the CAN Controller to be used (here: <code>Can_99_Ext2</code>) The second parameter <code>*PduInfoPtr</code> is a pointer on the structure with transmit L-SDU related data such as <code>SduLength</code> and <code>*SduDataPtr</code> .
Start transmission	<code>CanIf_Transmit()</code> starts a transmission and calls the <code>CanDrv Can_99_Ext2</code> service <code>Can_Write_99_Ext2()</code> with corresponding processing of the HTH.
Hardware request	<code>Can_Write_99_Ext2()</code> writes all L-PDU data in the CAN Hardware of Controller B (if it is free) and sets the hardware request for transmission.
E_OK from Can_Write service	<code>Can_Write_99_Ext2()</code> returns E_OK to <code>CanIf_Transmit()</code> .
CAN_BUSY from Can_Write service	If <code>CanDrv Can_99_Ext2</code> detects, there are no free hardware objects available, it returns CAN_BUSY to <code>CanIf</code> .
Copying into the buffer	The L-PDU of the rejected transmit request will be inserted in the transmit buffers of <code>CanIf</code> until the next transmit confirmation.
E_OK from CanIf	<code>CanIf_Transmit()</code> returns E_OK to the upper layer.

9.3 Transmit confirmation (interrupt mode)

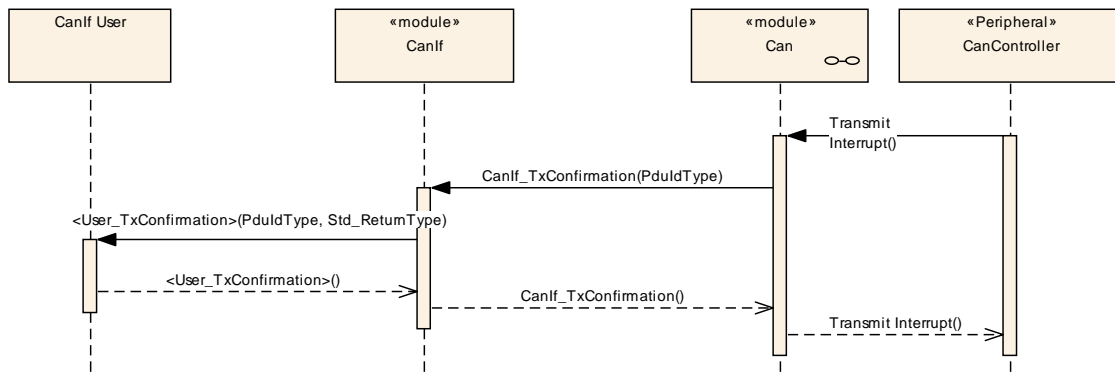


Figure 9.3: Transmit confirmation interrupt driven

Activity	Description
Transmit interrupt	The acknowledged CAN frame signals a successful transmission to the receiving CAN Controller and triggers the transmit interrupt.
Confirmation to CanIf	CanDrv calls the service <code>CanIf_TxConfirmation()</code> . The parameter <code>CanTxPduId</code> specifies the L-PDU previously sent by <code>Can_Write()</code> . CanDrv must store the all in HTHs pending L-PDU Ids in an array organized per HTH to avoid new search of the L-PDU ID for call of <code>CanIf_TxConfirmation()</code> .
Confirmation to upper layer	Calling of the corresponding upper layer confirmation service <code><User_TxConfirmation>(id, E_OK)</code> . It signals a successful L-SDU transmission to the upper layer.

9.4 Transmit confirmation (polling mode)

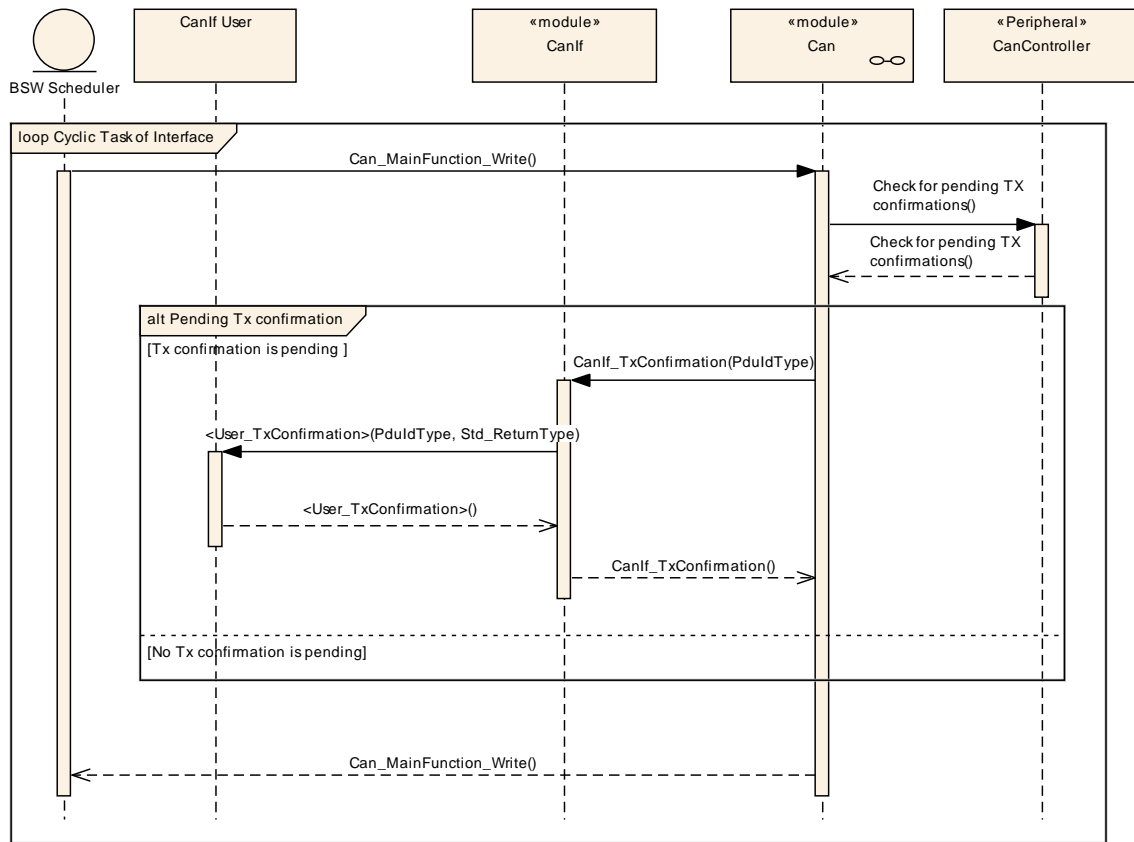


Figure 9.4: Transmit confirmation polling driven

Activity	Description
Cyclic Task <code>CanDrv</code>	The service <code>Can_MainFunction_Write()</code> is called by the BSW Scheduler.
Check for pending transmit confirmations	<code>Can_MainFunction_Write()</code> checks the underlying <code>CAN Controller(s)</code> about pending transmit confirmations of previously succeeded transmit events.
Transmit Confirmation	The acknowledged CAN frame signals a successful transmission to the sending <code>CAN Controller</code> .
Confirmation to <code>CanIf</code>	<code>CanDrv</code> calls the service <code>CanIf_TxConfirmation()</code> . The parameter <code>CanTxPduId</code> specifies the <code>L-PDU</code> previously sent by <code>Can_Write()</code> . <code>CanDrv</code> must store the all in <code>HTHs</code> pending <code>L-PDU</code> Ids in an array organized per <code>HTH</code> to avoid new search of the <code>L-PDU</code> ID for call of <code>CanIf_TxConfirmation()</code> .
Confirmation to upper layer	Calling of the corresponding upper layer confirmation service <code><User_TxConfirmation>(id, E_OK)</code> . It signals a successful <code>L-SDU</code> transmission to the upper layer.

9.5 Transmit confirmation (with buffering)

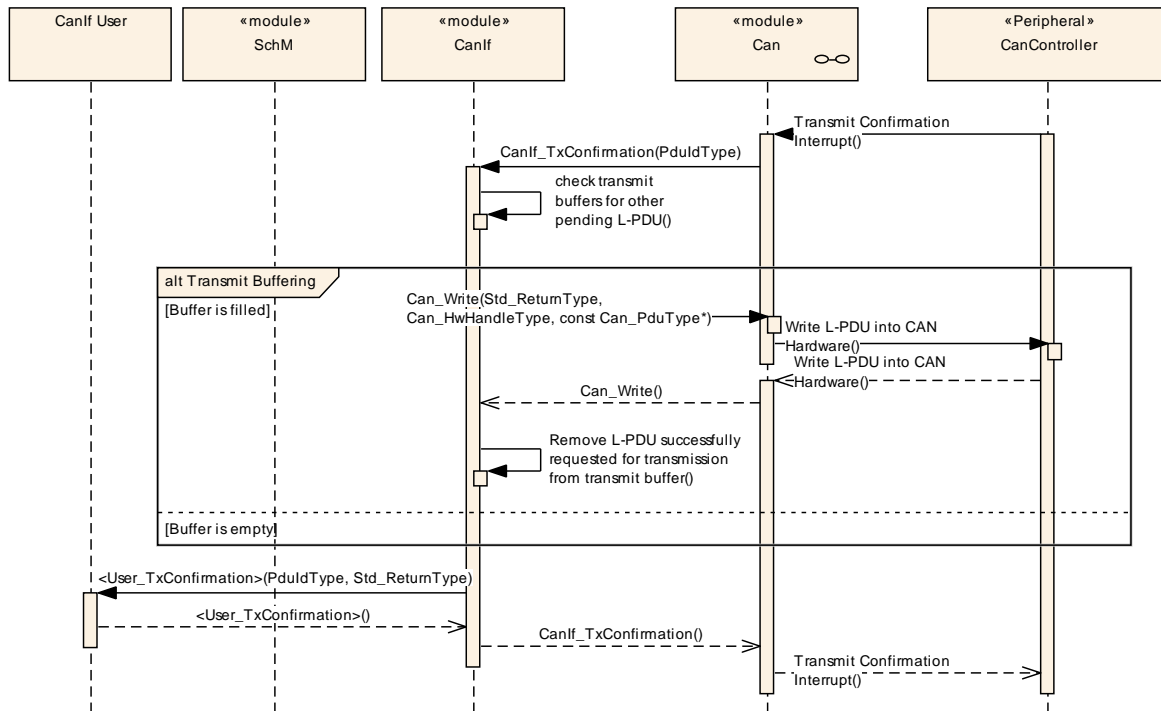


Figure 9.5: Transmit confirmation with buffering

Activity	Description
Transmit interrupt	Acknowledged CAN frame signals successful transmission to receiving CAN Controller and triggers transmit interrupt.
Confirmation to CanIf	CanDrv calls service CanIf_TxConfirmation() . Parameter CanTxPduId specifies the L-PDU previously transmitted by Can_Write() . CanDrv must store the all in HTHs pending L-PDU Ids in an array organized per HTH to avoid new search of the L-PDU ID for call of CanIf_TxConfirmation() .
Check of transmit buffers	The transmit buffers of CanIf checked, whether a pending L-PDU is stored or not.
Transmit request passed to CanDrv	In case of pending L-PDU s in the transmit buffers the highest priority order the latest L-PDU is requested for transmission by Can_Write() . It signals a successful L-PDU transmission to the upper layer. Thus Can_Write() can be called re-entrant.
Remove transmitted L-PDU from transmit buffers	The L-PDU pending for transmission is removed from the transmission buffers by CanIf .
Confirmation to the upper layer	Calling of the corresponding upper layer confirmation service <User_TxConfirmation>(id, E_OK) . It signals a successful L-SDU transmission to the upper layer.

9.6 Transmit Cancellation

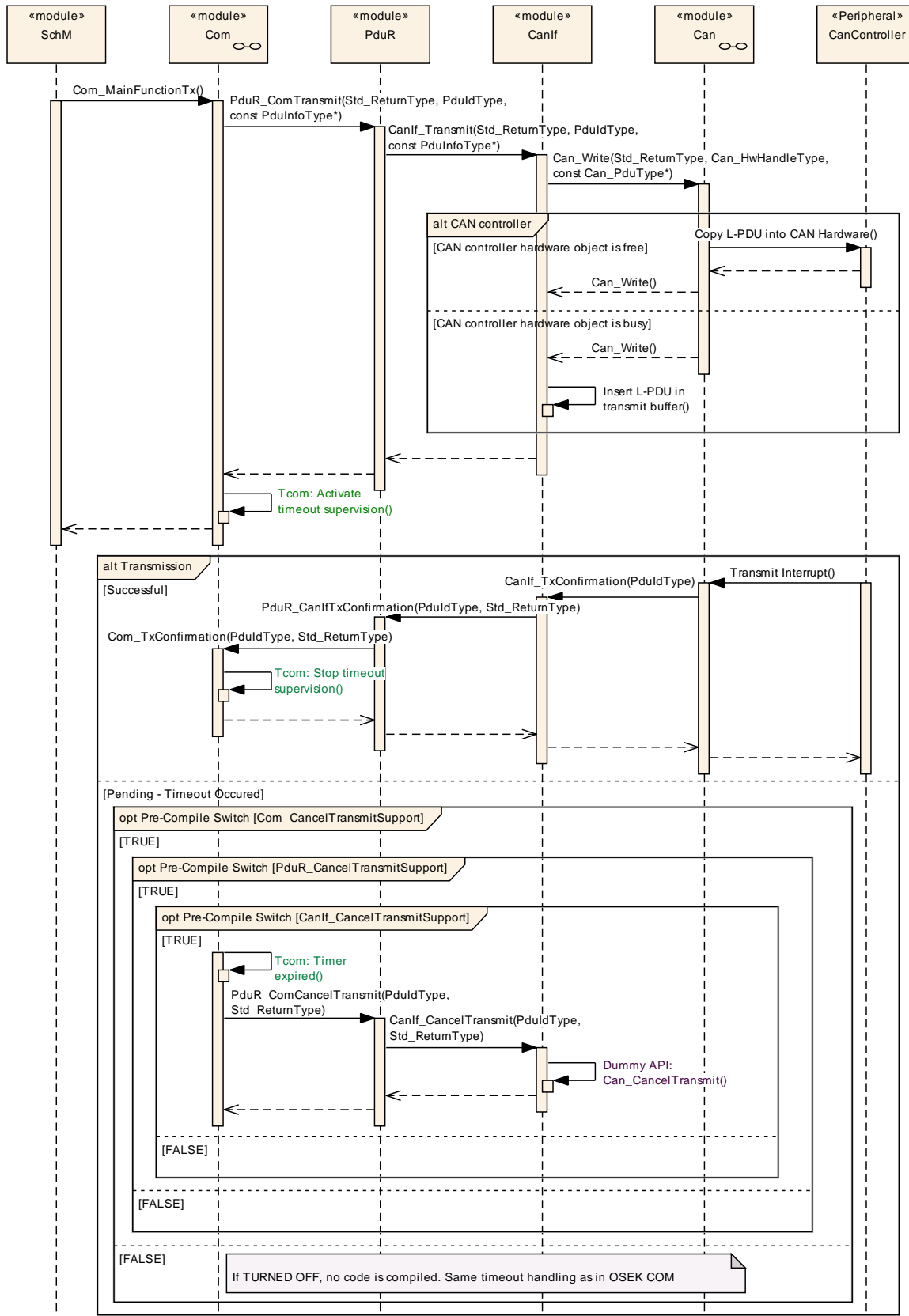


Figure 9.6: Transmit Cancellation

Activity	Description
Call of scheduled Function	Com_MainFunctionTx () will be called cyclic by SchM.
Transmission request to PduR	Within cyclic called Com_MainFunctionTx () a transmission request through PduR arises: PduR_ComTransmit ()
Transmission request to CanIf	<p>PduR passes the transmit request via CanIf_Transmit () to CanIf. The parameter CanTxPduId identifies the requested L-SDU. The service performs following steps:</p> <ul style="list-style-type: none"> • validation of the input parameter • definition of the CAN Controller to be used <p>The second parameter *PduInfoPtr is a pointer on the structure with transmit L-SDU related data such as SduLength and *SduDataPtr.</p>
Transmission request to CanDrv	CanIf_Transmit () requests a transmission and calls the CanDrv service Can_Write () with corresponding processing of the HTH.
Transmission request to the hardware	Can_Write () writes all L-PDU data in the CAN Hardware (if it is free) and sets the hardware request for transmission.
E_OK from Can_Write service	Can_Write () returns E_OK to CanIf_Transmit () .
CAN_BUSY from Can_Write service	If CanDrv detects, there are no free hardware objects available, it returns CAN_BUSY to CanIf.
Copying into the buffer	The L-PDU of the rejected transmit request will be inserted in the transmit buffer of CanIf until the next transmit confirmation.
E_OK from CanIf	CanIf_Transmit () returns E_OK to the PduR.
E_OK from PduR	PduR_ComTransmit () returns E_OK to COM.
Starting Timeout supervision	PduR starts a timeout supervision which checks if a confirmation for the successful transmission will arrive.
E_OK from COM	The Com_MainFunctionTx () returns E_OK to SchM.

Transmit confirmation interrupt driven:

Activity	Description
Transmit interrupt	If it appears, the acknowledged CAN frame signals a successful transmission to the receiving CAN Controller and triggers the transmit interrupt.
Confirmation to CanIf	CanDrv calls service CanIf_TxConfirmation (). Parameter CanTxPduId specifies the L-PDU previously sent by Can_Write (). CanDrv must store the all in HTHs pending L-PDU Ids in an array organized per HTH to avoid new search of the L-PDU ID for call of CanIf_TxConfirmation ().
Confirmation to PduR	CanIf calls the service PduR_CanIfTxConfirmation (id, E_OK) with the corresponding CanTxPduId.
Confirmation to COM	<p>PduR informs COM about the successful L-PDU transmission via the API Com_TxConfirmation (id, E_OK) with the corresponding ComTxPduId.</p> <p>If this happened, the timeout supervision, which has been started after the successful request for transmission has been signaled to COM, is stopped.</p>

Cancellation confirmation notification:

Activity	Description
Transmit cancellation to PduR	If Com_CancelTransmitSupport, PduR_CancelTransmitSupport and CanIf_CancelTransmitSupport are activated, the API PduR_ComCancelTransmit () is called by COM with the corresponding parameter ComTxPduId e.g. after a timer has been expired.
Transmit cancellation to CanIf	If PduR passes the transmit cancellation via the service CanIf_CancelTransmit () to CanIf. The parameter CanTxPduId identifies the requested L-PDU.
E_NOT_OK from CanIf_CancelTransmit	The dummy function CanIf_CancelTransmit () returns E_NOT_OK to PduR.
E_NOT_OK from PduR_ComCancelTransmit	PduR returns E_NOT_OK to COM.

9.7 Trigger Transmit Request

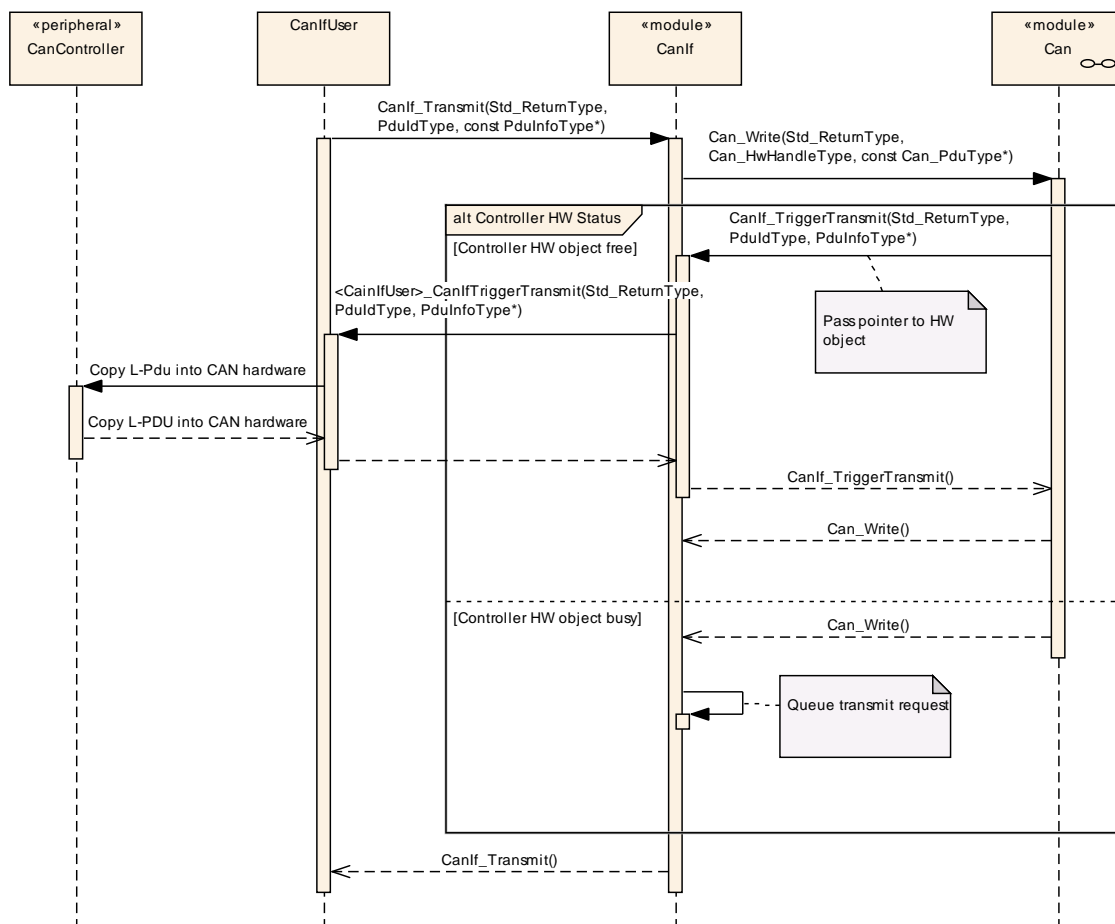


Figure 9.7: Trigger Transmit Request

Activity	Description
Transmission request	<p>The upper layer initiates a transmit request via the service <code>CanIf_Transmit()</code>. The parameter <code>CanTxPduId</code> identifies the requested L-SDU. The service performs following steps:</p> <ul style="list-style-type: none"> • validation of the input parameter • definition of the CAN Controller to be used <p>The second parameter <code>*PduInfoPtr</code> is a pointer to the structure with the size (<code>SduLength</code>) of the L-SDU to be transmitted. The actual SDU data has not been passed by the upper layer. Hence, the pointer <code>*SduDataPtr</code> points to NULL.</p>
Start transmission	<p><code>CanIf_Transmit()</code> requests a transmission and calls the <code>CanDrv</code> service <code>Can_Write()</code> with corresponding processing of the HTH.</p>
Trigger transmission	<p>If the CAN hardware is free <code>Can_Write()</code> requests the SDU data from <code>CanIf</code> by its service <code>CanIf_TriggerTransmit()</code> passing the L-SDUs corresponding ID and a pointer to the CAN hardware's buffer. <code>CanIf</code> forwards the trigger transmit request to the corresponding upper layer (<code>CanIfUser</code>). <code>CanIf</code> passes the buffer pointer received by <code>CanDrv</code>. The <code>CanIfUser</code> finally copies the SDU data to the buffer provided by <code>CanIf</code> (the CAN hardware buffer) and returns status and number of bytes effectively written.</p>
E_OK from <code>Can_Write()</code> service	<p><code>Can_Write()</code> returns E_OK to <code>CanIf_Transmit()</code>.</p>
CAN_BUSY from <code>Can_Write()</code> service	<p>If <code>CanDrv</code> detects, there are no free hardware objects available, it returns CAN_BUSY to <code>CanIf</code>.</p>
Queuing of transmission request	<p>The <code>Transmit Request</code> for the L-PDU, which has been rejected by <code>CanDrv</code>, is queued by <code>CanIf</code> until the next transmit confirmation.</p>
E_OK from <code>CanIf</code>	<p><code>CanIf_Transmit()</code> returns E_OK to the upper layer.</p>

9.8 Receive indication (interrupt mode)

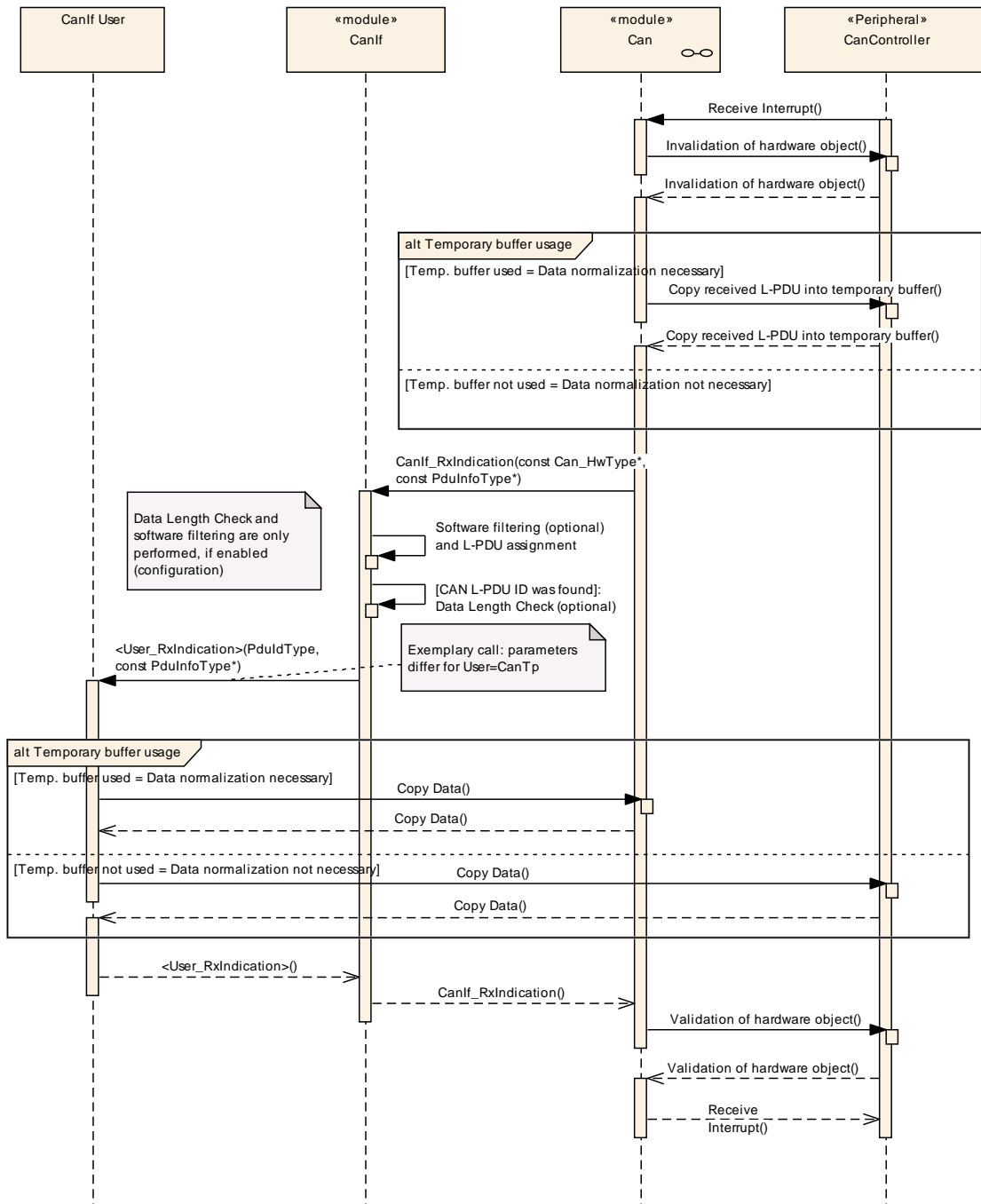


Figure 9.8: Receive indication interrupt driven

Activity	Description
Receive Interrupt	The CAN Controller indicates a successful reception and triggers a receive interrupt.
Invalidation of CAN hardware object, provide CPU access to CAN mailbox	The CPU (CanDrv) get exclusive access rights to the CAN mailbox or at least to the corresponding hardware object, where new data were received.

Buffering, normalizing	<p>The L-PDU is normalized and is buffered in the temporary buffer located in <code>CanDrv</code>. Each <code>CanDrv</code> owns such a temporary buffer for every <code>Physical Channel</code> only if normalizing of the data is necessary.</p>
Indication to <code>CanIf</code>	<p>The reception is indicated to <code>CanIf</code> by calling of <code>CanIf_RxIndication()</code>. The <code>HRH</code> specifies the <code>CAN RAM Hardware Object</code> and the corresponding <code>CAN Controller</code>, which contains the received L-PDU. The temporary buffer is referenced to <code>CanIf</code> by <code>PduInfoPtr->SduDataPtr</code>.</p>
Software Filtering	<p>The Software Filtering checks, whether the received L-PDU will be processed on a local ECU. If not, the received L-PDU is not indicated to upper layers. Further processing is suppressed.</p>
Data Length Check	<p>If the L-PDU is found, the Data Length of the received L-PDU is compared with the expected, statically configured one for the received L-PDU.</p>
Receive Indication to the upper layer	<p>The corresponding receive indication service of the upper layer is called. This signals a successful reception to the target upper layer. The parameter <code>RxPduId</code> specifies the L-SDU, the second parameter is the reference on the temporary buffer within the L-SDU. During is execution of this service the CAN hardware buffers must be unlocked for CPU access/locked for <code>CAN Controller</code> access.</p>
Validation of CAN hardware object, allow access of <code>CAN Controller</code> to CAN mailbox	<p>The <code>CAN Controller</code> get back exclusive access rights to the CAN mailbox or at least to the corresponding hardware object, where new data were already being copied into the upper layer buffer.</p>

9.9 Receive indication (polling mode)

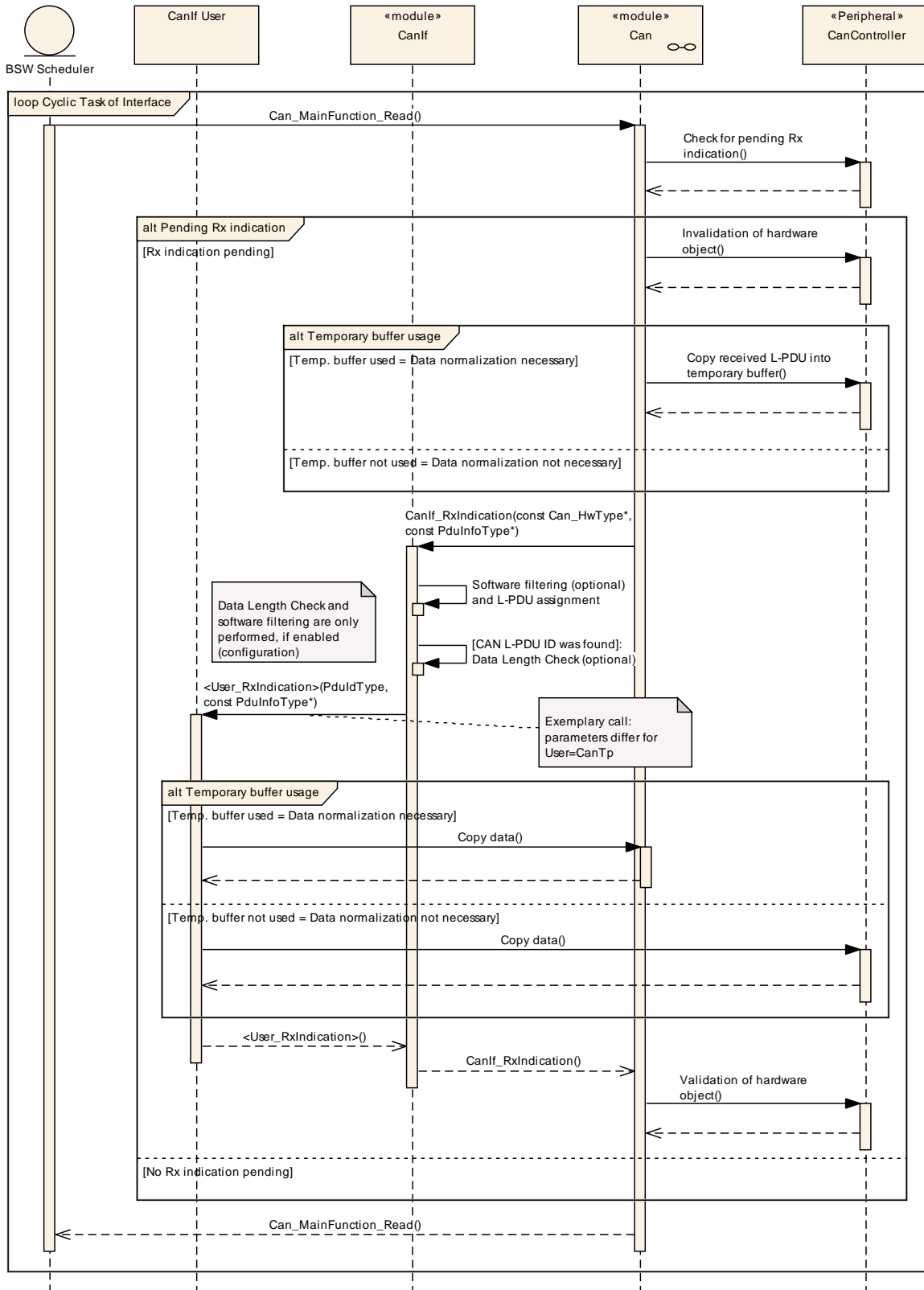


Figure 9.9: Receive indication polling driven

Activity	Description
Cyclic Task <code>CanDrv</code>	The service <code>Can_MainFunction_Read()</code> is called by the BSW Scheduler.
Check for new received <code>L-PDU</code>	<code>Can_MainFunction_Read()</code> checks the underlying <code>CAN Controller(s)</code> about new received <code>L-PDUs</code> .
Invalidation of CAN hardware object, provide CPU access to CAN mailbox	In case of a new receive event the CPU (<code>CanDrv</code>) get exclusive access rights to the CAN mailbox or at least to the corresponding hardware object, where new data were received.
Buffering, normalizing	In case of a new receive event the <code>L-PDU</code> is normalized and is buffered in the temporary buffer located in <code>CanDrv</code> . Each <code>CanDrv</code> owns such a temporary buffer for every <code>Physical Channel</code> only if normalizing of the data is necessary.
Indication to <code>CanIf</code>	The reception is indicated to <code>CanIf</code> by calling of <code>CanIf_RxIndication()</code> . The <code>HRH</code> specifies the <code>CAN RAM Hardware Object</code> and the corresponding <code>CAN Controller</code> , which contains the received <code>L-PDU</code> . The temporary buffer is referenced to <code>CanIf</code> by <code>PduInfoPtr->SduDataPtr</code> .
Software Filtering	The Software Filtering checks, whether the received <code>L-PDU</code> will be processed on a local ECU. If not, the received <code>L-PDU</code> is not indicated to upper layers. Further processing is suppressed.
Data Length Check	If the <code>L-PDU</code> is found, the Data Length of the received <code>L-PDU</code> is compared with the expected, statically configured one for the received <code>L-PDU</code> .
Receive Indication to the upper layer	If configured, the corresponding receive indication service of the upper layer is called. This signals a successful reception to the target upper layer. The parameter <code>RxPduId</code> specifies the <code>L-SDU</code> , the second parameter is the reference on the temporary buffer within the <code>L-SDU</code> . During is execution of this service the CAN hardware buffers must be unlocked for CPU access/locked for <code>CAN Controller</code> access.
Validation of CAN hardware object, allow access of <code>CAN Controller</code> to CAN mailbox	The <code>CAN Controller</code> get back exclusive access rights to the CAN mailbox or at least to the corresponding hardware object, where new data were already being copied into the upper layer buffer.

9.10 Read received data

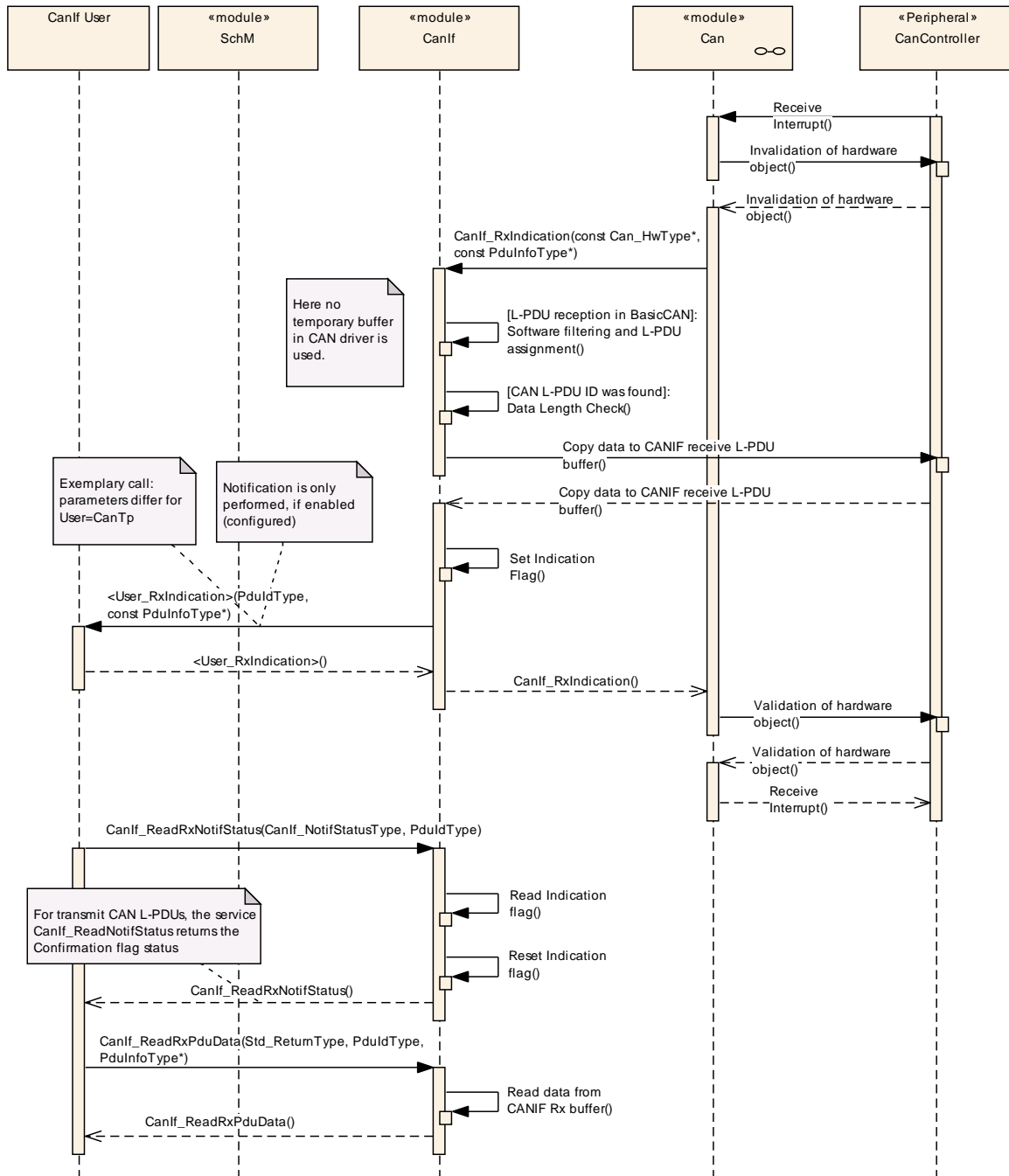


Figure 9.10: Read received data

Activity	Description
Receive Interrupt	The CAN Controller indicates a successful reception and triggers a receive interrupt.
Invalidation of CAN hardware object, provide CPU access to CAN mailbox	The CPU (CanDrv) get exclusive access rights to the CAN mailbox or at least to the corresponding hardware object, where new data were received.

Buffering, normalizing	The L-PDU is normalized and is buffered in the temporary buffer located in <code>CanDrv</code> . Each <code>CanDrv</code> owns such a temporary buffer for every <code>Physical Channel</code> only if normalizing of the data is necessary.
Indication to <code>CanIf</code>	The reception is indicated to <code>CanIf</code> by calling of <code>CanIf_RxIndication()</code> . The <code>HRH</code> specifies the CAN RAM <code>Hardware Object</code> and the corresponding <code>CAN Controller</code> , which contains the received L-PDU. The temporary buffer is referenced to <code>CanIf</code> by <code>PduInfoPtr->SduDataPtr</code> .
Software Filtering	The Software Filtering checks, whether the received L-PDU will be processed on a local ECU. If not, the received L-PDU is not indicated to upper layers. Further processing is suppressed.
Data Length Check	If the L-PDU is found, the Data Length of the received L-PDU is compared with the expected, statically configured one for the received L-PDU.
Copy data	The data is copied out of the CAN hardware into the receive <code>CAN L-PDU</code> buffers in <code>CanIf</code> . During access the CAN hardware buffers must be unlocked for CPU access/locked for <code>CAN Controller</code> access.
Indication Flag	Set indication status flag for the received L-PDU in <code>CanIf</code> .
Receive Indication to the upper layer	The corresponding receive indication service of the upper layer is called. This signals a successful reception to the target upper layer. The parameter <code>RxPduId</code> specifies the L-SDU, the second parameter is the reference on the temporary buffer within the L-SDU.
Validation of CAN hardware object, allow access of <code>CAN Controller</code> to CAN mailbox	The <code>CAN Controller</code> get back exclusive access rights to the CAN mailbox or at least to the corresponding hardware object, where new data were already being copied into the upper layer buffer.
Read indication status	Times later the upper layer can read the indication status by call of <code>CanIf_ReadRxNotifStatus()</code> . This service can also be used for transmit L-PDUs. Then it return the confirmation status.
Reset indication status	Before <code>CanIf_ReadRxNotifStatus()</code> returns, the indication status is reset.
Read received data	Times later the upper layer can read the received data by call of <code>CanIf_ReadRxPduData()</code> .
Read <code>CanIf</code> Rx buffer	<code>CanIf_ReadRxPduData()</code> reads the data from <code>CanIf</code> Rx buffer.
<code>E_OK</code> from <code>CanIf</code>	If <code>CanIf_ReadRxPduData()</code> was successful, the request returns <code>E_OK</code> with valid <code>PduInfoPtr</code> .

9.11 Start CAN network

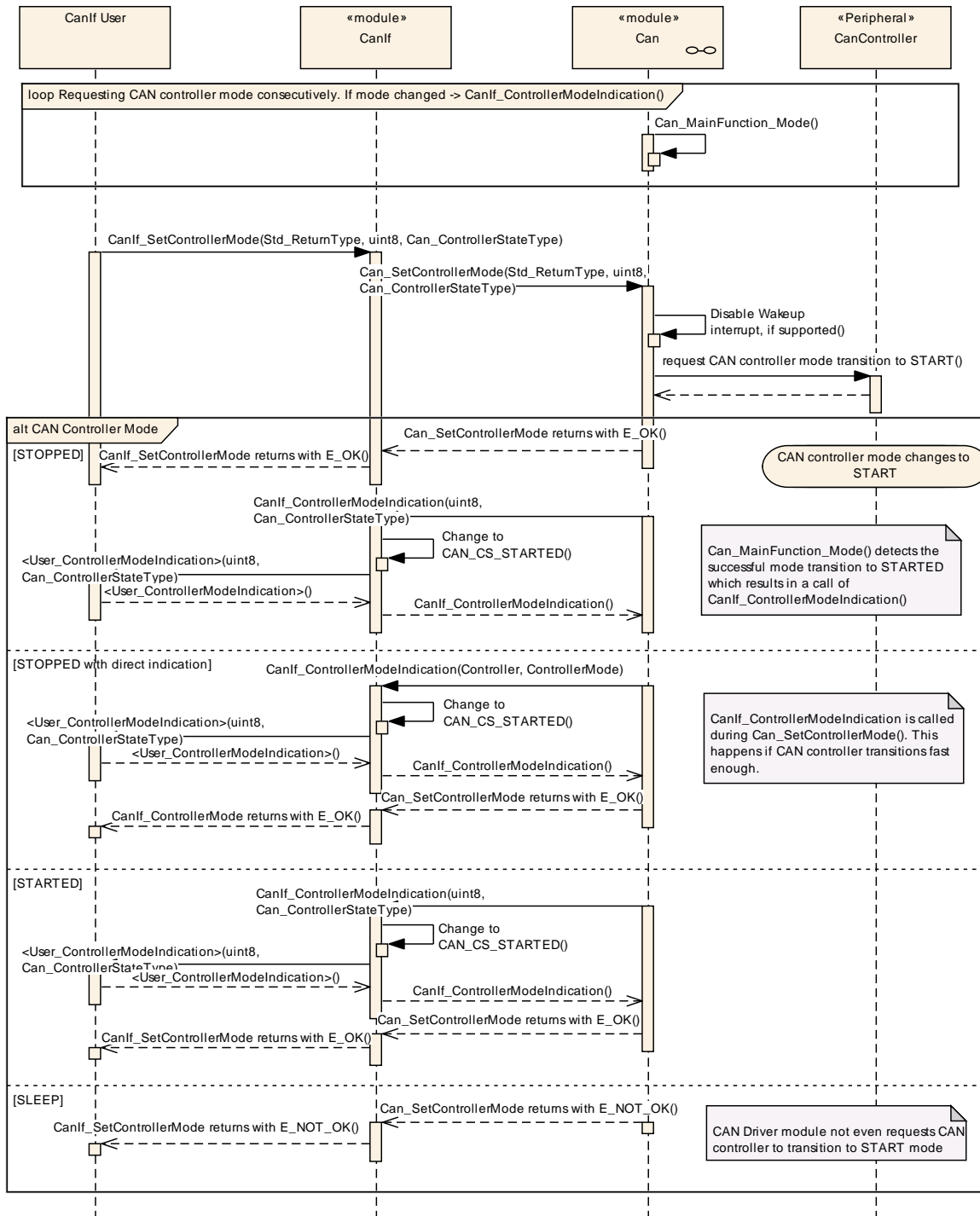


Figure 9.11: Start CAN network

This sequence diagram resembles "Stop CAN network" or "Sleep CAN network".

Activity	Description
Loop requesting CAN controller mode consecutively.	The <code>Can_MainFunction_Mode()</code> is triggered consecutively. It checks the HW if a controller mode has changed. If so, it is notified via a function call of <code>CanIf_ControllerModeIndication(Controller, ControllerMode)</code> .
The upper layer requests "STARTED" mode of the desired CAN controller	The upper layer calls <code>CanIf_SetControllerMode(ControllerId, CAN_CS_STARTED)</code> to request STARTED mode for the requested CAN controller.
CanDrv disables wake up interrupts, if supported	This is only done in case of requesting "STARTED" mode. If "SLEEP" mode of CAN controller is requested, here the wake up interrupts are enabled. In case of "STOPPED", nothing happens.
CanDrv requests the CAN controller to transition into the requested mode (CAN_CS_STARTED).	During function call <code>Can_SetControllerMode(Controller, Can_ControllerStateType)</code> , the CanDrv enters the request into the hardware of the CAN controller. This may mean that the controller mode transitions directly, but it could mean that it takes a few milliseconds until the controller changes its state. It depends on the controllers.
The following reaction depends on the controller and its current operation mode	
CAN controller was in STOPPED mode	The former request <code>Can_SetControllerMode()</code> returns and informs CanIf about a successful request which in turn returns the upper layer request <code>CanIf_SetControllerMode()</code> . The <code>Can_MainFunction_Mode()</code> detects the successful mode transition of the CAN controller and inform the CanIf asynchronously via <code>CanIf_ControllerModeIndication(Controller, CAN_CS_STARTED)</code> .
CAN controller was in STOPPED mode and the CAN controller transitions very fast so that mode indication is called during transition request	During the former request <code>Can_SetControllerMode()</code> the function <code>CanIf_ControllerModeIndication(Controller, CAN_CS_STARTED)</code> is called to inform the CanIf directly about the successful mode transition. When <code>CanIf_ControllerModeIndication(Controller, CAN_CS_STARTED)</code> returned, the request <code>Can_SetControllerMode()</code> returns and informs CanIf about a successful request which in turn returns the upper layer request <code>CanIf_SetControllerMode()</code> .
CAN controller was in STARTED mode	During the former request <code>Can_SetControllerMode()</code> the function <code>CanIf_ControllerModeIndication(Controller, CAN_CS_STARTED)</code> is called to inform the CanIf directly about the successful mode transition (because the mode was already started). When <code>CanIf_ControllerModeIndication(Controller, CAN_CS_STARTED)</code> returned, the request <code>Can_SetControllerMode()</code> returns and informs CanIf about a successful request which in turn returns the upper layer request <code>CanIf_SetControllerMode()</code> .
CAN controller was in SLEEP mode	This transition is not allowed -> E_NOT_OK.

9.12 BusOff notification

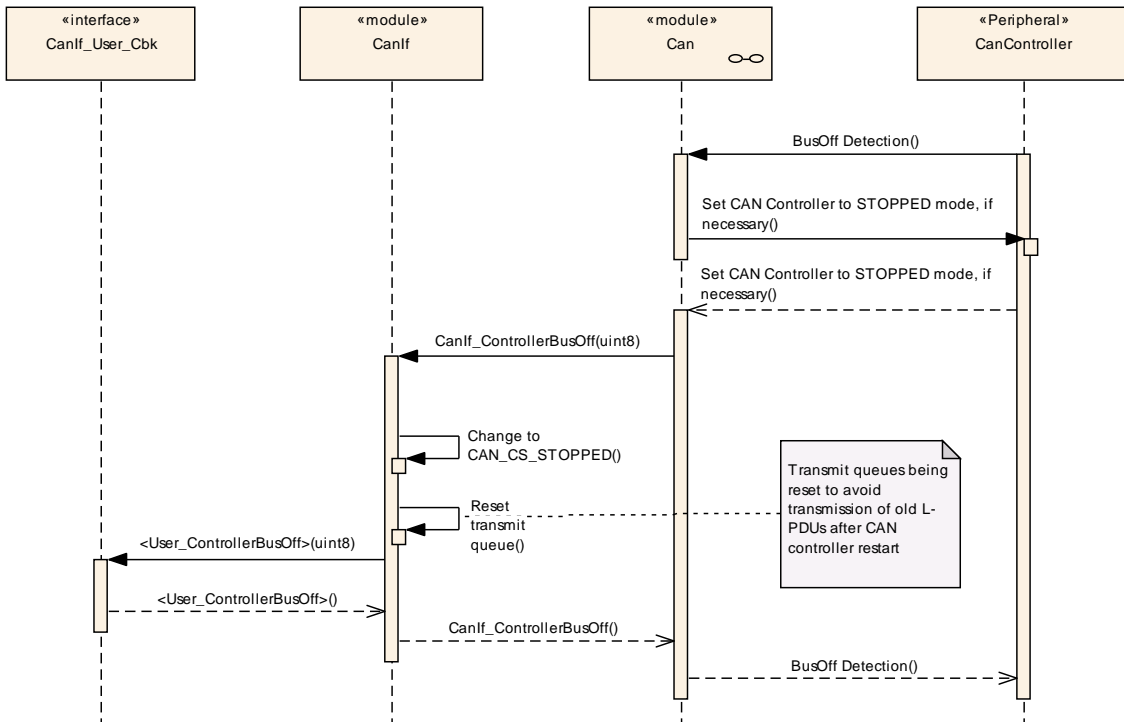


Figure 9.12: BusOff notification

Activity	Description
BusOff detection interrupt	The CAN controller signals a BusOff event.
Stop CAN controller	CAN controller is set to STOPPED mode by the CAN Driver, if necessary.
BusOff indication to CAN Interface	BusOff is notified to the CanIf by calling of <code>CanIf_ControllerBusOff()</code>
BusOff indication to upper layer (CanSM)	BusOff is notified to the upper layer by calling of <code><User_ControllerBusOff>()</code>

9.13 BusOff recovery

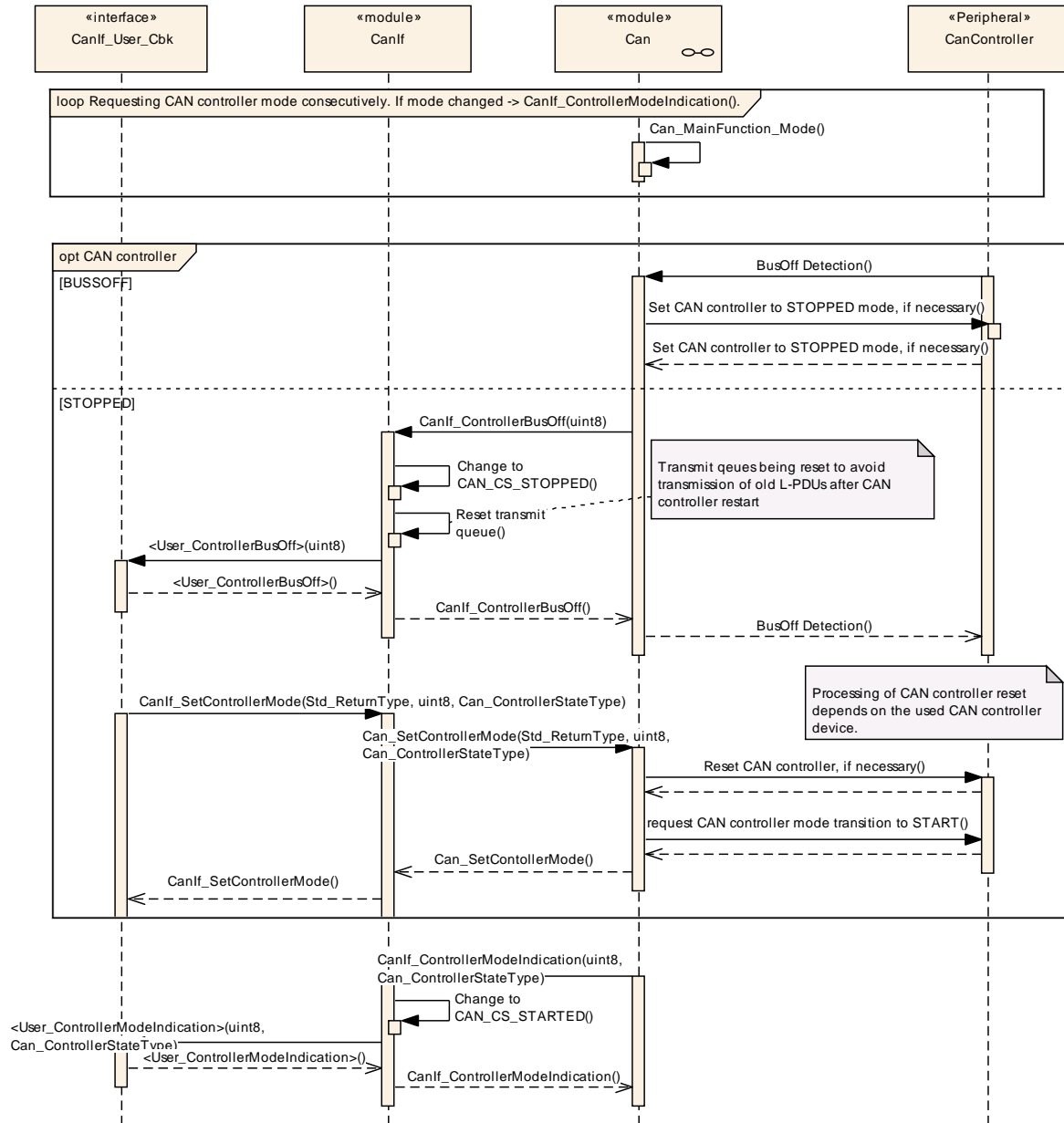


Figure 9.13: BusOff recovery

Activity	Description
BusOff detection interrupt	The CAN controller signals a BusOff event.
Stop CAN controller	CAN controller is set to STOPPED mode by the <code>CanDrv</code> , if necessary
BusOff indication to <code>CanIf</code>	BusOff is notified to the <code>CanIf</code> by calling of <code>CanIf_ControllerBusOff()</code> . The transmit buffers inside <code>CanIf</code> will be reset.
BusOff indication to upper layer	BusOff is notified to the upper layer by calling of <code><User_ControllerBusOff>()</code>
Upper Layer (<code>CanSM</code>) initiates BusOff Recovery	After a time specified by the BusOff Recovery algorithm the Recovery process itself in initiated by <code>CanIf_SetControllerMode(ControllerId, CAN_CS_STARTED)</code> .
Restart of CAN controller	The driver restarts the CAN controller by call of <code>Can_SetControllerMode(Controller, CAN_CS_STARTED)</code> .
CAN controller started	<code>CanDrv</code> informs <code>CanIf</code> about the successful start by calling <code>CanIf_ControllerModeIndication()</code> . <code>CanIf</code> changes mode to <code>CAN_CS_STARTED</code> and informs in turn upper layers about the mode change.

10 Configuration specification

In general, this chapter defines configuration parameters and their clustering into containers. For general information about the definition of containers and parameters, refer to the [9, chapter 10.1 "Introduction to configuration specification" in SWS_BSWGeneral].

[section 10.1](#) specifies the structure (containers) and the parameters of the CanIf.

10.1 Containers and configuration parameters

The following chapters summarize all configuration parameters. The detailed meanings of the parameters describe [chapter 7 "Functional specification"](#) and [chapter 8 "API specification"](#).

[SWS_CANIF_00104] [The listed configuration items can be derived from a network description database, which is based on the EcuConfigurationTemplate. The configuration tool shall extract all information to configure the CanIf.]([SRS_Can_01015](#))

[SWS_CANIF_00066] [The CanIf has access to the CanDrv configuration data. All public CanDrv configuration data are described in [1, Specification of CAN Driver].]()

[SWS_CANIF_00132] [These dependencies between CanDrv and CanIf configuration must be provided at configuration time by the configuration tools.]()

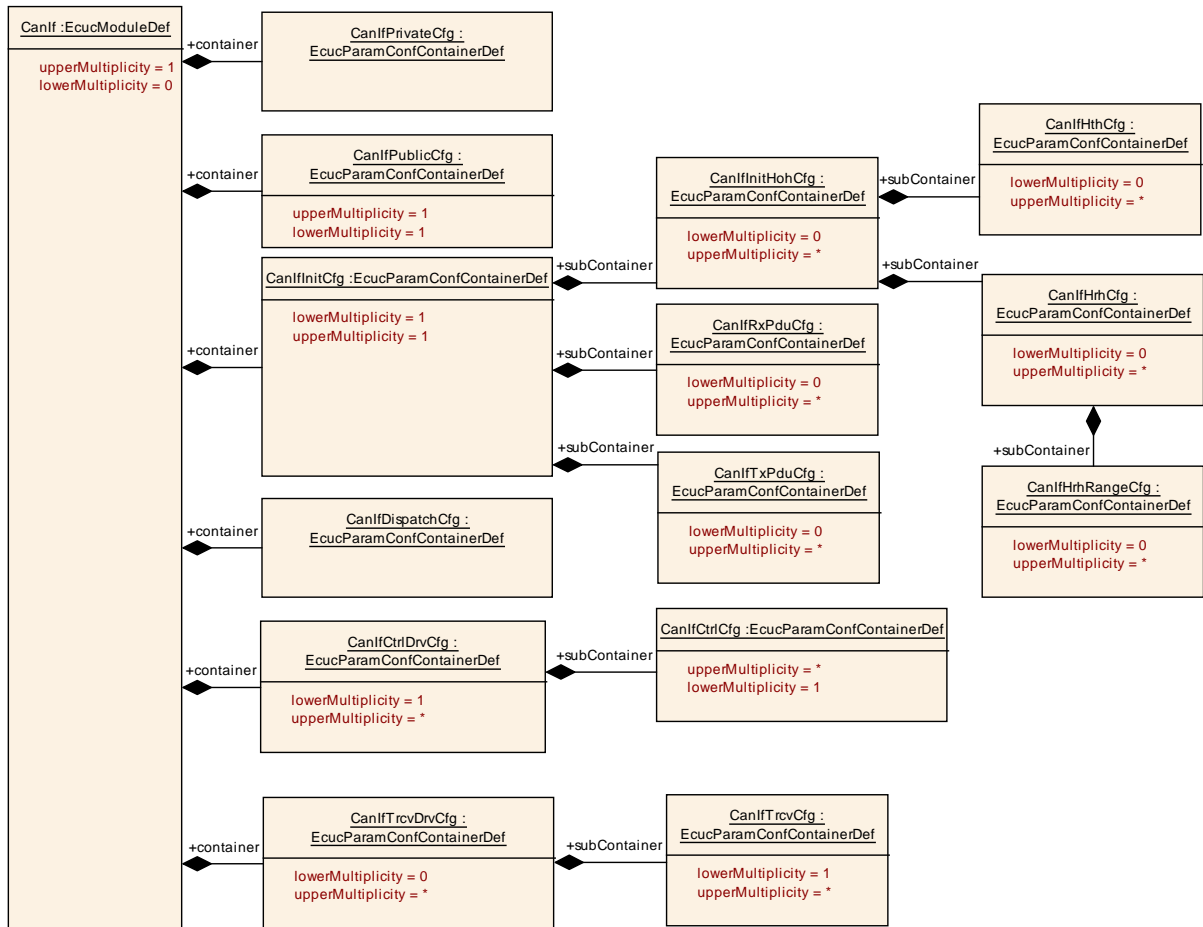


Figure 10.1: Overview about CAN Interface configuration containers

10.1.1 CanIf

[ECUC_CanIf_00244] belongs to the table below. The generated Artifact is faulty.

Module SWS Item	ECUC_CanIf_00244	
Module Name	CanIf	
Module Description	This container includes all necessary configuration sub-containers according the CAN Interface configuration structure.	
Post-Build Variant Support	true	
Supported Config Variants	VARIANT-LINK-TIME, VARIANT-POST-BUILD, VARIANT-PRE-COMPILE	
Included Containers		
Container Name	Multiplicity	Scope / Dependency
CanIfCtrlDrvCfg	1..*	Configuration parameters for all the underlying CAN Driver modules are aggregated under this container. For each CAN Driver module a separate instance of this container has to be provided.

Container Name	Multiplicity	Scope / Dependency
CanIfDispatchCfg	1	Callback functions provided by upper layer modules of the CanIf. The callback functions defined in this container are common to all configured CAN Driver / CAN Transceiver Driver modules.
CanIfInitCfg	1	This container contains the init parameters of the CAN Interface.
CanIfPrivateCfg	1	This container contains the private configuration (parameters) of the CAN Interface.
CanIfPublicCfg	1	This container contains the public configuration (parameters) of the CAN Interface.
CanIfTrcvDrvCfg	0..*	This container contains the configuration (parameters) of all addressed CAN transceivers by each underlying CAN Transceiver Driver module. For each CAN transceiver Driver a separate instance of this container shall be provided.

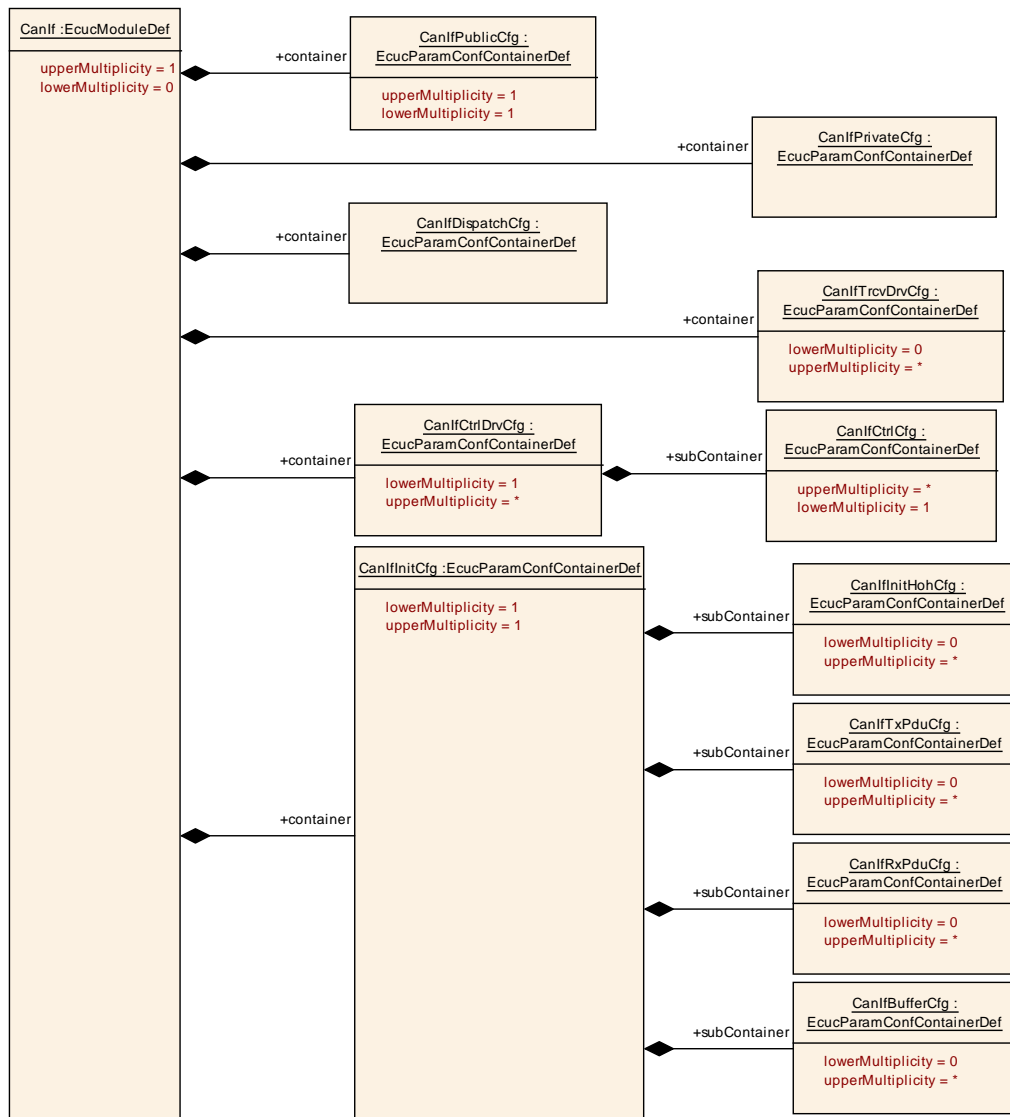


Figure 10.2: AR_EcucDef_CanIf

10.1.2 CanIfPrivateCfg

SWS Item	[ECUC_CanIf_00245]
Container Name	CanIfPrivateCfg
Description	This container contains the private configuration (parameters) of the CAN Interface.
Configuration Parameters	

Name	CanIfFixedBuffer [ECUC_CanIf_00827]		
Parent Container	CanIfPrivateCfg		
Description	This parameter defines if the buffer element length shall be fixed to 8 Bytes for buffers to which only PDUs < 8 Bytes are assigned. TRUE: Minimum buffer element length is fixed to 8 Bytes. FALSE: Buffer element length depends on the size of the referencing PDUs.		
Multiplicity	0..1		
Type	EcucBooleanParamDef		
Default Value	false		
Post-Build Variant Multiplicity	false		
Post-Build Variant Value	false		
Multiplicity Configuration Class	Pre-compile time	X	All Variants
	Link time	–	
	Post-build time	–	
Value Configuration Class	Pre-compile time	X	All Variants
	Link time	–	
	Post-build time	–	
Scope / Dependency	scope: local		

Name	CanIfPrivateDataLengthCheck [ECUC_CanIf_00617]		
Parent Container	CanIfPrivateCfg		
Description	Selects whether Data Length Check is supported. True: Enabled False: Disabled		
Multiplicity	1		
Type	EcucBooleanParamDef		
Default Value	true		
Post-Build Variant Value	false		
Value Configuration Class	Pre-compile time	X	All Variants
	Link time	–	
	Post-build time	–	
Scope / Dependency	scope: local		

Name	CanIfPrivateSoftwareFilterType [ECUC_CanIf_00619]		
Parent Container	CanIfPrivateCfg		
Description	<p>Selects the desired software filter mechanism for reception only. Each implemented software filtering method is identified by this enumeration number.</p> <p>Range: Types implemented software filtering methods</p>		
Multiplicity	1		
Type	EcucEnumerationParamDef		
Range	BINARY	Selects Binary Filter method.	
	INDEX	Selects Index Filter method.	
	LINEAR	Selects Linear Filter method.	
	TABLE	Selects Table Filter method.	
Post-Build Variant Value	false		
Value Configuration Class	Pre-compile time	X	All Variants
	Link time	–	
	Post-build time	–	
Scope / Dependency	scope: local dependency: BasicCAN reception must be enabled by referenced parameter CAN_HANDLE_TYPE of the CAN Driver module via CANIF_HRH_HANDLETYPE_REF for at least one HRH.		

Name	CanIfSupportTTCAN [ECUC_CanIf_00675]		
Parent Container	CanIfPrivateCfg		
Description	<p>Defines whether TTCAN is supported.</p> <p>TRUE: TTCAN is supported. FALSE: TTCAN is not supported, only normal CAN communication is possible.</p>		
Multiplicity	1		
Type	EcucBooleanParamDef		
Default Value	false		
Post-Build Variant Value	false		
Value Configuration Class	Pre-compile time	X	All Variants
	Link time	–	
	Post-build time	–	
Scope / Dependency	scope: ECU		

Included Containers		
Container Name	Multiplicity	Scope / Dependency
CanIfTTGeneral	0..1	<p>CanIfTTGeneral is specified in the SWS TTCAN Interface and defines if and in which way TTCAN is supported.</p> <p>This container is only included and valid if TTCAN is supported by the controller, enabled (see CanIfSupportTTCAN, ECUC_CanIf_00675), and used.</p>

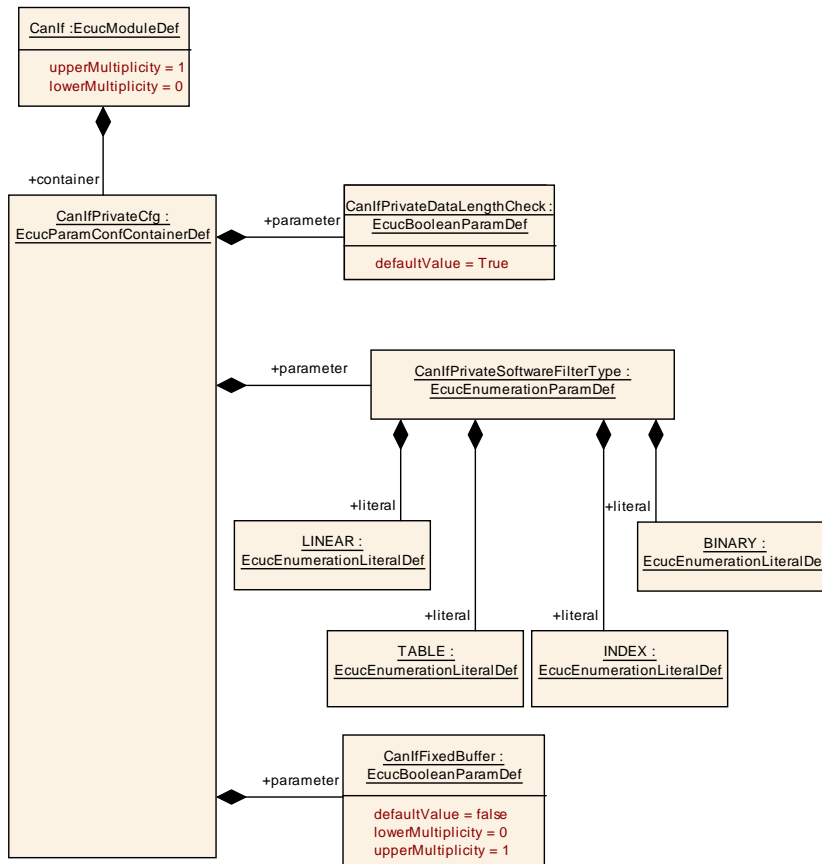


Figure 10.3: AR_EcucDef_CanIfPrivateCfg

10.1.3 CanIfPublicCfg

SWS Item	[ECUC_CanIf_00246]
Container Name	CanIfPublicCfg
Description	This container contains the public configuration (parameters) of the CAN Interface.
Configuration Parameters	

Name	CanIfDevErrorDetect [ECUC_CanIf_00614]
Parent Container	CanIfPublicCfg
Description	Switches the development error detection and notification on or off. <ul style="list-style-type: none"> • true: detection and notification is enabled. • false: detection and notification is disabled.
Multiplicity	1
Type	EcucBooleanParamDef
Default Value	false
Post-Build Variant Value	false

Value Configuration Class	Pre-compile time	X	All Variants
	Link time	–	
	Post-build time	–	
Scope / Dependency	scope: local		

Name	CanIfMetaDataSupport [ECUC_CanIf_00824]		
Parent Container	CanIfPublicCfg		
Description	Enable support for dynamic ID handling using L-SDU MetaData.		
Multiplicity	0..1		
Type	EcucBooleanParamDef		
Default Value	false		
Post-Build Variant Multiplicity	false		
Post-Build Variant Value	false		
Multiplicity Configuration Class	Pre-compile time	X	All Variants
	Link time	–	
	Post-build time	–	
Value Configuration Class	Pre-compile time	X	All Variants
	Link time	–	
	Post-build time	–	
Scope / Dependency	scope: ECU		

Name	CanIfPublicCancelTransmitSupport [ECUC_CanIf_00522]		
Parent Container	CanIfPublicCfg		
Description	Configuration parameter to enable/disable dummy API for upper layer modules which allows to request the cancellation of an I-PDU.		
Multiplicity	1		
Type	EcucBooleanParamDef		
Default Value			
Post-Build Variant Value	false		
Value Configuration Class	Pre-compile time	X	All Variants
	Link time	–	
	Post-build time	–	
Scope / Dependency	scope: ECU		

Name	CanIfPublicCddHeaderFile [ECUC_CanIf_00671]		
Parent Container	CanIfPublicCfg		
Description	Defines header files for callback functions which shall be included in case of CDDs. Range of characters is 1.. 32.		
Multiplicity	0..*		
Type	EcucStringParamDef		
Default Value			

Length	1–32		
Regular Expression			
Post-Build Variant Multiplicity	false		
Post-Build Variant Value	false		
Multiplicity Configuration Class	Pre-compile time	X	All Variants
	Link time	–	
	Post-build time	–	
Value Configuration Class	Pre-compile time	X	All Variants
	Link time	–	
	Post-build time	–	
Scope / Dependency	scope: ECU		

Name	CanIfPublicHandleTypeEnum [ECUC_CanIf_00742]		
Parent Container	CanIfPublicCfg		
Description	This parameter is used to configure the Can_HwHandleType. The Can_HwHandleType represents the hardware object handles of a CAN hardware unit. For CAN hardware units with more than 255 HW objects the extended range shall be used (UINT16).		
Multiplicity	1		
Type	EcucEnumerationParamDef		
Range	UINT16		
	UINT8		
Post-Build Variant Value	false		
Value Configuration Class	Pre-compile time	X	All Variants
	Link time	–	
	Post-build time	–	
Scope / Dependency	scope: ECU dependency: Can_HwHandleType		

Name	CanIfPublicIcomSupport [ECUC_CanIf_00839]		
Parent Container	CanIfPublicCfg		
Description	Selects support of Pretended Network features in CanIf. True: Enabled False: Disabled		
Multiplicity	1		
Type	EcucBooleanParamDef		
Default Value	false		
Post-Build Variant Value	false		
Value Configuration Class	Pre-compile time	X	All Variants
	Link time	–	
	Post-build time	–	
Scope / Dependency	scope: ECU		

Name	CanIfPublicMultipleDrvSupport [ECUC_CanIf_00612]		
Parent Container	CanIfPublicCfg		
Description	Selects support for multiple CAN Drivers. True: Enabled False: Disabled		
Multiplicity	1		
Type	EcucBooleanParamDef		
Default Value	true		
Post-Build Variant Value	false		
Value Configuration Class	Pre-compile time	X	All Variants
	Link time	–	
	Post-build time	–	
Scope / Dependency	scope: ECU		

Name	CanIfPublicPnSupport [ECUC_CanIf_00772]		
Parent Container	CanIfPublicCfg		
Description	Selects support of Partial Network features in CanIf. True: Enabled False: Disabled		
Multiplicity	1		
Type	EcucBooleanParamDef		
Default Value	false		
Post-Build Variant Value	false		
Value Configuration Class	Pre-compile time	X	All Variants
	Link time	–	
	Post-build time	–	
Scope / Dependency	scope: ECU		

Name	CanIfPublicReadRxPduDataApi [ECUC_CanIf_00607]		
Parent Container	CanIfPublicCfg		
Description	Enables / Disables the API CanIf_ReadRxPduData() for reading received L-SDU data. True: Enabled False: Disabled		
Multiplicity	1		
Type	EcucBooleanParamDef		
Default Value	false		
Post-Build Variant Value	false		
Value Configuration Class	Pre-compile time	X	All Variants
	Link time	–	
	Post-build time	–	
Scope / Dependency	scope: ECU		

Name	CanIfPublicReadRxPduNotifyStatusApi [ECUC_CanIf_00608]		
Parent Container	CanIfPublicCfg		
Description	Enables and disables the API for reading the notification status of receive L-PDUs. True: Enabled False: Disabled		
Multiplicity	1		
Type	EcucBooleanParamDef		
Default Value	false		
Post-Build Variant Value	false		
Value Configuration Class	Pre-compile time	X	All Variants
	Link time	–	
	Post-build time	–	
Scope / Dependency	scope: ECU		

Name	CanIfPublicReadTxPduNotifyStatusApi [ECUC_CanIf_00609]		
Parent Container	CanIfPublicCfg		
Description	Enables and disables the API for reading the notification status of transmit L-PDUs. True: Enabled False: Disabled		
Multiplicity	1		
Type	EcucBooleanParamDef		
Default Value	false		
Post-Build Variant Value	false		
Value Configuration Class	Pre-compile time	X	All Variants
	Link time	–	
	Post-build time	–	
Scope / Dependency	scope: ECU		

Name	CanIfPublicSetDynamicTxIdApi [ECUC_CanIf_00610]		
Parent Container	CanIfPublicCfg		
Description	Enables and disables the API for reconfiguration of the CAN Identifier for each Transmit L-PDU. True: Enabled False: Disabled		
Multiplicity	1		
Type	EcucBooleanParamDef		
Default Value	false		
Post-Build Variant Value	false		
Value Configuration Class	Pre-compile time	X	All Variants
	Link time	–	
	Post-build time	–	
Scope / Dependency	scope: ECU		

Name	CanIfPublicTxBuffering [ECUC_CanIf_00618]		
Parent Container	CanIfPublicCfg		
Description	Enables and disables the buffering of transmit L-PDUs (rejected by the CanDrv) within the CAN Interface module. True: Enabled False: Disabled		
Multiplicity	1		
Type	EcucBooleanParamDef		
Default Value	false		
Post-Build Variant Value	false		
Value Configuration Class	Pre-compile time	X	All Variants
	Link time	–	
	Post-build time	–	
Scope / Dependency	scope: ECU		

Name	CanIfPublicTxConfirmPollingSupport [ECUC_CanIf_00733]		
Parent Container	CanIfPublicCfg		
Description	Configuration parameter to enable/disable the API to poll for Tx Confirmation state.		
Multiplicity	1		
Type	EcucBooleanParamDef		
Default Value			
Post-Build Variant Value	false		
Value Configuration Class	Pre-compile time	X	All Variants
	Link time	–	
	Post-build time	–	
Scope / Dependency	scope: local dependency: CAN State Manager module		

Name	CanIfPublicWakeupCheckValidByNM [ECUC_CanIf_00741]		
Parent Container	CanIfPublicCfg		
Description	If enabled, only NM messages shall validate a detected wake-up event in CanIf. If disabled, all received messages corresponding to a configured Rx PDU shall validate such a wake-up event. This parameter depends on CanIfPublicWakeupCheckValidSupport and shall only be configurable, if it is enabled. True: Enabled False: Disabled		
Multiplicity	0..1		
Type	EcucBooleanParamDef		
Default Value	false		
Post-Build Variant Multiplicity	false		
Post-Build Variant Value	false		

Multiplicity Configuration Class	Pre-compile time	X	All Variants
	Link time	–	
	Post-build time	–	
Value Configuration Class	Pre-compile time	X	All Variants
	Link time	–	
	Post-build time	–	
Scope / Dependency	scope: ECU dependency: CanIfPublicWakeupCheckValidSupport		

Name	CanIfPublicWakeupCheckValidSupport [ECUC_CanIf_00611]		
Parent Container	CanIfPublicCfg		
Description	Selects support for wake up validation True: Enabled False: Disabled		
Multiplicity	1		
Type	EcucBooleanParamDef		
Default Value	false		
Post-Build Variant Value	false		
Value Configuration Class	Pre-compile time	X	All Variants
	Link time	–	
	Post-build time	–	
Scope / Dependency	scope: ECU		

Name	CanIfSetBaudrateApi [ECUC_CanIf_00838]		
Parent Container	CanIfPublicCfg		
Description	Configuration parameter to enable/disable the CanIf_SetBaudrate API to change the baud rate of a CAN Controller. If this parameter is set to true the CanIf_SetBaudrate API shall be supported. Otherwise the API is not supported.		
Multiplicity	0..1		
Type	EcucBooleanParamDef		
Default Value	false		
Post-Build Variant Multiplicity	false		
Post-Build Variant Value	false		
Multiplicity Configuration Class	Pre-compile time	X	All Variants
	Link time	–	
	Post-build time	–	
Value Configuration Class	Pre-compile time	X	All Variants
	Link time	–	
	Post-build time	–	
Scope / Dependency	scope: ECU		

Name	CanIfTriggerTransmitSupport [ECUC_CanIf_00844]		
Parent Container	CanIfPublicCfg		
Description	Enables the CanIf_TriggerTransmit API at Pre-Compile-Time. Therefore, this parameter defines if there shall be support for trigger transmit transmissions. TRUE: Enabled FALSE: Disabled		
Multiplicity	1		
Type	EcucBooleanParamDef		
Default Value	true		
Post-Build Variant Multiplicity	false		
Multiplicity Configuration Class	Pre-compile time	X	All Variants
	Link time	–	
	Post-build time	–	
Scope / Dependency	scope: ECU		

Name	CanIfTxOfflineActiveSupport [ECUC_CanIf_00837]		
Parent Container	CanIfPublicCfg		
Description	Determines whether TxOffLineActive feature (see SWS_CANIF_00072) is supported by CanIf. True: Enabled False: Disabled		
Multiplicity	1		
Type	EcucBooleanParamDef		
Default Value	false		
Post-Build Variant Value	false		
Value Configuration Class	Pre-compile time	X	All Variants
	Link time	–	
	Post-build time	–	
Scope / Dependency	scope: ECU		

Name	CanIfVersionInfoApi [ECUC_CanIf_00613]		
Parent Container	CanIfPublicCfg		
Description	Enables and disables the API for reading the version information about the CAN Interface. True: Enabled False: Disabled		
Multiplicity	1		
Type	EcucBooleanParamDef		
Default Value	false		
Post-Build Variant Value	false		
Value Configuration Class	Pre-compile time	X	All Variants
	Link time	–	
	Post-build time	–	
Scope / Dependency	scope: local		

Name	CanIfWakeupSupport [ECUC_CanIf_00843]		
Parent Container	CanIfPublicCfg		
Description	Enables the CanIf_CheckWakeup API at Pre-Compile-Time. Therefore, this parameter defines if there shall be support for wake-up. TRUE: Enabled FALSE: Disabled		
Multiplicity	1		
Type	EcucBooleanParamDef		
Default Value	true		
Post-Build Variant Value	false		
Value Configuration Class	Pre-compile time	X	All Variants
	Link time	-	
	Post-build time	-	
Scope / Dependency	scope: ECU		

No Included Containers

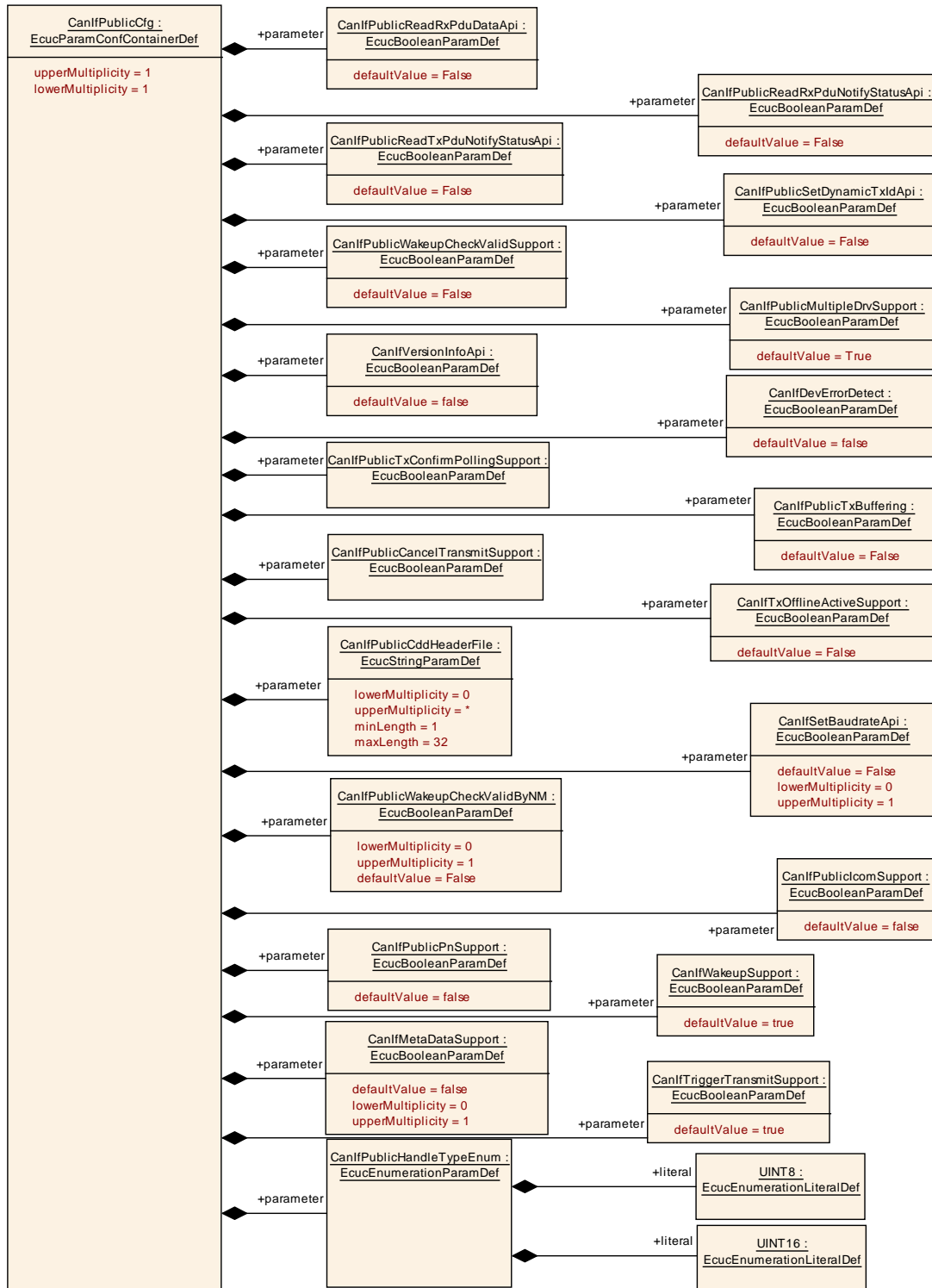


Figure 10.4: AR_EcucDef_CanIfPublicCfg

10.1.4 CanIfInitCfg

SWS Item	[ECUC_CanIf_00247]
----------	--------------------

Container Name	CanIfInitCfg
Description	This container contains the init parameters of the CAN Interface.
Configuration Parameters	

Name	CanIfInitCfgSet [ECUC_CanIf_00623]		
Parent Container	CanIfInitCfg		
Description	Selects the CAN Interface specific configuration setup. This type of the external data structure shall contain the post build initialization data for the CAN Interface for all underlying CAN Drivers. constant to CanIf_ConfigType		
Multiplicity	1		
Type	EcucStringParamDef		
Default Value			
Length	1–32		
Regular Expression			
Post-Build Variant Value	true		
Value Configuration Class	Pre-compile time	X	VARIANT-PRE-COMPILE
	Link time	X	VARIANT-LINK-TIME
	Post-build time	X	VARIANT-POST-BUILD
Scope / Dependency	scope: local		

Name	CanIfMaxBufferSize [ECUC_CanIf_00828]		
Parent Container	CanIfInitCfg		
Description	Maximum total size of all Tx buffers. This parameter is needed only in case of post-build loadable implementation using static memory allocation.		
Multiplicity	0..1		
Type	EcucIntegerParamDef		
Range	0 .. 18446744073709551615		
Default Value			
Post-Build Variant Multiplicity	false		
Post-Build Variant Value	false		
Multiplicity Configuration Class	Pre-compile time	X	VARIANT-PRE-COMPILE
	Link time	X	VARIANT-LINK-TIME, VARIANT-POST-BUILD
	Post-build time	–	
Value Configuration Class	Pre-compile time	X	VARIANT-PRE-COMPILE
	Link time	X	VARIANT-LINK-TIME, VARIANT-POST-BUILD
	Post-build time	–	
Scope / Dependency	scope: local		

Name	CanIfMaxRxPduCfg [ECUC_CanIf_00830]		
Parent Container	CanIfInitCfg		
Description	Maximum number of Pdus. This parameter is needed only in case of post-build loadable implementation using static memory allocation.		
Multiplicity	0..1		
Type	EcucIntegerParamDef		
Range	0 .. 18446744073709551615		
Default Value			
Post-Build Variant Multiplicity	false		
Post-Build Variant Value	false		
Multiplicity Configuration Class	Pre-compile time	X	VARIANT-PRE-COMPILE
	Link time	X	VARIANT-LINK-TIME, VARIANT-POST-BUILD
	Post-build time	–	
Value Configuration Class	Pre-compile time	X	VARIANT-PRE-COMPILE
	Link time	X	VARIANT-LINK-TIME, VARIANT-POST-BUILD
	Post-build time	–	
Scope / Dependency	scope: local		

Name	CanIfMaxTxPduCfg [ECUC_CanIf_00829]		
Parent Container	CanIfInitCfg		
Description	Maximum number of Pdus. This parameter is needed only in case of post-build loadable implementation using static memory allocation.		
Multiplicity	0..1		
Type	EcucIntegerParamDef		
Range	0 .. 18446744073709551615		
Default Value			
Post-Build Variant Multiplicity	false		
Post-Build Variant Value	false		
Multiplicity Configuration Class	Pre-compile time	X	VARIANT-PRE-COMPILE
	Link time	X	VARIANT-LINK-TIME, VARIANT-POST-BUILD
	Post-build time	–	
Value Configuration Class	Pre-compile time	X	VARIANT-PRE-COMPILE
	Link time	X	VARIANT-LINK-TIME, VARIANT-POST-BUILD
	Post-build time	–	
Scope / Dependency	scope: local		

Included Containers		
Container Name	Multiplicity	Scope / Dependency
CanIfBufferCfg	0..*	This container contains the Txbuffer configuration. Multiple buffers with different sizes could be configured. If CanIfBufferSize (ECUC_CanIf_00834) equals 0, the CanIf Tx L-PDU only refers via this CanIfBufferCfg the corresponding CanIfHthCfg.
CanIfInitHohCfg	0..*	This container contains the references to the configuration setup of each underlying CAN Driver.
CanIfRxPduCfg	0..*	This container contains the configuration (parameters) of each receive CAN L-PDU. The SHORT-NAME of "CanIfRxPduConfig" container itself represents the symolic name of Receive L-PDU. This L-SDU produces a meta data item of type CAN_ID_32.
CanIfTxPduCfg	0..*	This container contains the configuration (parameters) of a transmit CAN L-PDU. It has to be configured as often as a transmit CAN L-PDU is needed. The SHORT-NAME of "CanIfTxPduConfig" container represents the symolic name of Transmit L-PDU. This L-SDU consumes a meta data item of type CAN_ID_32.

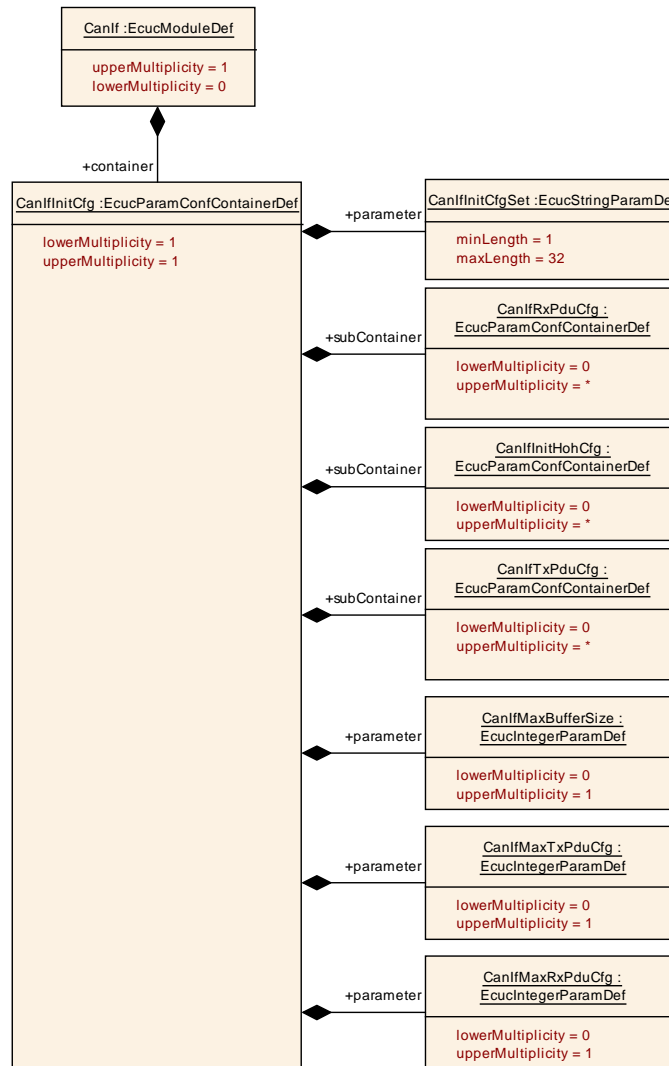


Figure 10.5: AR_EcucDef_CanIfInitCfg

10.1.5 CanIfTxPduCfg

SWS Item	[ECUC_CanIf_00248]
Container Name	CanIfTxPduCfg
Description	<p>This container contains the configuration (parameters) of a transmit CAN L-PDU. It has to be configured as often as a transmit CAN L-PDU is needed.</p> <p>The SHORT-NAME of "CanIfTxPduConfig" container represents the symbolic name of Transmit L-PDU.</p> <p>This L-SDU consumes a meta data item of type CAN_ID_32.</p>
Post-Build Variant Multiplicity	true

Multiplicity Configuration Class	Pre-compile time	X	VARIANT-PRE-COMPILE
	Link time	X	VARIANT-LINK-TIME
	Post-build time	X	VARIANT-POST-BUILD
Configuration Parameters			

Name	CanIfTxPduCanId [ECUC_CanIf_00592]		
Parent Container	CanIfTxPduCfg		
Description	CAN Identifier of transmit CAN L-PDUs used by the CAN Driver for CAN L-PDU transmission. Range: 11 Bit For Standard CAN Identifier ... 29 Bit For Extended CAN identifier The CAN Identifier may be omitted for dynamic transmit L-PDUs.		
Multiplicity	0..1		
Type	EcucIntegerParamDef		
Range	0 .. 536870911		
Default Value			
Post-Build Variant Multiplicity	true		
Post-Build Variant Value	true		
Multiplicity Configuration Class	Pre-compile time	X	VARIANT-PRE-COMPILE
	Link time	X	VARIANT-LINK-TIME
	Post-build time	X	VARIANT-POST-BUILD
Value Configuration Class	Pre-compile time	X	VARIANT-PRE-COMPILE
	Link time	X	VARIANT-LINK-TIME
	Post-build time	X	VARIANT-POST-BUILD
Scope / Dependency	scope: ECU		

Name	CanIfTxPduCanIdMask [ECUC_CanIf_00823]		
Parent Container	CanIfTxPduCfg		
Description	Identifier mask which denotes relevant bits in the CAN Identifier. This parameter may be used to keep parts of the CAN Identifier of dynamic transmit L-PDUs static. Range: 11 bits for Standard CAN Identifier, 29 bits for Extended CAN Identifier.		
Multiplicity	0..1		
Type	EcucIntegerParamDef		
Range	0 .. 536870911		
Default Value	536870911		
Post-Build Variant Multiplicity	true		
Post-Build Variant Value	true		
Multiplicity Configuration Class	Pre-compile time	X	VARIANT-PRE-COMPILE
	Link time	X	VARIANT-LINK-TIME
	Post-build time	X	VARIANT-POST-BUILD

Value Configuration Class	Pre-compile time	X	VARIANT-PRE-COMPILE
	Link time	X	VARIANT-LINK-TIME
	Post-build time	X	VARIANT-POST-BUILD
Scope / Dependency	scope: ECU		

Name	CanIfTxPduCanIdType [ECUC_CanIf_00590]		
Parent Container	CanIfTxPduCfg		
Description	Type of CAN Identifier of the transmit CAN L-PDU used by the CAN Driver module for CAN L-PDU transmission.		
Multiplicity	1		
Type	EcucEnumerationParamDef		
Range	EXTENDED_CAN	CAN frame with extended identifier (29 bits)	
	EXTENDED_FD_CAN	CAN FD frame with extended identifier (29 bits)	
	STANDARD_CAN	CAN frame with standard identifier (11 bits)	
	STANDARD_FD_CAN	CAN FD frame with standard identifier (11 bits)	
Post-Build Variant Value	true		
Value Configuration Class	Pre-compile time	X	VARIANT-PRE-COMPILE
	Link time	X	VARIANT-LINK-TIME
	Post-build time	X	VARIANT-POST-BUILD
Scope / Dependency	scope: ECU		

Name	CanIfTxPdul [ECUC_CanIf_00591]		
Parent Container	CanIfTxPduCfg		
Description	ECU wide unique, symbolic handle for transmit CAN L-SDU. Range: 0..max. number of CantTxPdulds		
Multiplicity	1		
Type	EcucIntegerParamDef (Symbolic Name generated for this parameter)		
Range	0 .. 4294967295		
Default Value			
Post-Build Variant Value	false		
Value Configuration Class	Pre-compile time	X	All Variants
	Link time	-	
	Post-build time	-	
Scope / Dependency	scope: ECU		

Name	CanIfTxPduPnFilterPdu [ECUC_CanIf_00773]		
Parent Container	CanIfTxPduCfg		
Description	<p>If CanIfPublicPnFilterSupport is enabled, by this parameter PDUs could be configured which will pass the CanIfPnFilter.</p> <p>If there is no CanIfTxPduPnFilterPdu configured per controller, the corresponding controller applies no CanIfPnFilter.</p>		
Multiplicity	0..1		
Type	EcucBooleanParamDef		
Default Value	false		
Post-Build Variant Multiplicity	true		
Post-Build Variant Value	true		
Multiplicity Configuration Class	Pre-compile time	X	VARIANT-PRE-COMPILE
	Link time	X	VARIANT-LINK-TIME
	Post-build time	X	VARIANT-POST-BUILD
Value Configuration Class	Pre-compile time	X	VARIANT-PRE-COMPILE
	Link time	X	VARIANT-LINK-TIME
	Post-build time	X	VARIANT-POST-BUILD
Scope / Dependency	scope: local dependency: This parameter shall only be configurable if CanIfPublicPnSupport equals True.		

Name	CanIfTxPduReadNotifyStatus [ECUC_CanIf_00589]		
Parent Container	CanIfTxPduCfg		
Description	<p>Enables and disables transmit confirmation for each transmit CAN L-SDU for reading its notification status.</p> <p>True: Enabled False: Disabled</p>		
Multiplicity	1		
Type	EcucBooleanParamDef		
Default Value	false		
Post-Build Variant Value	true		
Value Configuration Class	Pre-compile time	X	VARIANT-PRE-COMPILE
	Link time	X	VARIANT-LINK-TIME
	Post-build time	X	VARIANT-POST-BUILD
Scope / Dependency	scope: local dependency: CANIF_READTXPDU_NOTIFY_STATUS_API must be enabled.		

Name	CanIfTxPduTriggerTransmit [ECUC_CanIf_00840]		
Parent Container	CanIfTxPduCfg		
Description	Determines if or if not CanIf shall use the trigger transmit API for this PDU.		
Multiplicity	0..1		
Type	EcucBooleanParamDef		
Default Value	false		
Post-Build Variant Value	true		
Value Configuration Class	Pre-compile time	X	VARIANT-PRE-COMPILE
	Link time	X	VARIANT-LINK-TIME
	Post-build time	X	VARIANT-POST-BUILD
Scope / Dependency	scope: ECU dependency: If CanIfTxPduTriggerTransmit is TRUE then CanIfTxPduUserTxConfirmationUL has to be either PDUR or CDD and CanIfTxPduUserTriggerTransmitName has to be specified accordingly.		

Name	CanIfTxPduTruncation [ECUC_CanIf_00845]		
Parent Container	CanIfTxPduCfg		
Description	Enables/disables truncation of PDUs that exceed the configured size.		
Multiplicity	1		
Type	EcucBooleanParamDef		
Default Value	true		
Post-Build Variant Value	true		
Value Configuration Class	Pre-compile time	X	VARIANT-PRE-COMPILE
	Link time	X	VARIANT-LINK-TIME
	Post-build time	X	VARIANT-POST-BUILD
Scope / Dependency	scope: ECU		

Name	CanIfTxPduType [ECUC_CanIf_00593]		
Parent Container	CanIfTxPduCfg		
Description	Defines the type of each transmit CAN L-PDU.		
Multiplicity	1		
Type	EcucEnumerationParamDef		
Range	DYNAMIC	CAN ID is defined at runtime.	
	STATIC	CAN ID is defined at compile-time.	
Post-Build Variant Value	true		
Value Configuration Class	Pre-compile time	X	VARIANT-PRE-COMPILE
	Link time	X	VARIANT-LINK-TIME
	Post-build time	X	VARIANT-POST-BUILD
Scope / Dependency	scope: ECU		

Name	CanIfTxPduUserTriggerTransmitName [ECUC_CanIf_00842]		
Parent Container	CanIfTxPduCfg		
Description	<p>This parameter defines the name of the <User_TriggerTransmit>. This parameter depends on the parameter CanIfTxPduUserTxConfirmationUL. If CanIfTxPduUserTxConfirmationUL equals CAN_TP, CAN_NM, PDUR, XCP, CAN_TSYN, J1939NM or J1939TP, the name of the <User_TriggerTransmit> is fixed. If CanIfTxPduUserTxConfirmationUL equals CDD, the name of the <User_TxConfirmation> is selectable.</p> <p>Please be aware that this parameter depends on the same parameter as CanIfTxPduUserTxConfirmationName. It shall be clear which upper layer is responsible for that PDU.</p>		
Multiplicity	0..1		
Type	EcucFunctionNameDef		
Default Value			
Length	1–32		
Regular Expression			
Post-Build Variant Multiplicity	false		
Post-Build Variant Value	false		
Multiplicity Configuration Class	Pre-compile time	X	VARIANT-PRE-COMPILE
	Link time	X	VARIANT-LINK-TIME, VARIANT-POST-BUILD
	Post-build time	–	
Value Configuration Class	Pre-compile time	X	VARIANT-PRE-COMPILE
	Link time	X	VARIANT-LINK-TIME, VARIANT-POST-BUILD
	Post-build time	–	
Scope / Dependency	scope: ECU dependency: CanIfTxPduUserTriggerTransmitName requires CanIfTxPduUserTxConfirmationUL to be either PDUR or CDD.		

Name	CanIfTxPduUserTxConfirmationName [ECUC_CanIf_00528]		
Parent Container	CanIfTxPduCfg		
Description	<p>This parameter defines the name of the <User_TxConfirmation>. This parameter depends on the parameter CanIfTxPduUserTxConfirmationUL. If CanIfTxPduUserTxConfirmationUL equals CAN_TP, CAN_NM, PDUR, XCP, CAN_TSYN, J1939NM or J1939TP, the name of the <User_TxConfirmation> is fixed. If CanIfTxPduUserTxConfirmationUL equals CDD, the name of the <User_TxConfirmation> is selectable.</p>		
Multiplicity	0..1		
Type	EcucFunctionNameDef		
Default Value			
Length	1–32		
Regular Expression			
Post-Build Variant Multiplicity	false		

Post-Build Variant Value	false		
Multiplicity Configuration Class	Pre-compile time	X	VARIANT-PRE-COMPILE
	Link time	X	VARIANT-LINK-TIME, VARIANT-POST-BUILD
	Post-build time	–	
Value Configuration Class	Pre-compile time	X	VARIANT-PRE-COMPILE
	Link time	X	VARIANT-LINK-TIME, VARIANT-POST-BUILD
	Post-build time	–	
Scope / Dependency	scope: ECU		

Name	CanIfTxPduUserTxConfirmationUL [ECUC_CanIf_00527]		
Parent Container	CanIfTxPduCfg		
Description	<p>This parameter defines the upper layer (UL) module to which the confirmation of the successfully transmitted CANTXPDUID has to be routed via the <User_TxConfirmation>. This <User_TxConfirmation> has to be invoked when the confirmation of the configured CANTXPDUID will be received by a Tx confirmation event from the CAN Driver module. If no upper layer (UL) module is configured, no <User_TxConfirmation> has to be called in case of a Tx confirmation event of the CANTXPDUID from the CAN Driver module.</p>		
Multiplicity	0..1		
Type	EcucEnumerationParamDef		
Range	CAN_NM	CAN NM	
	CAN_TP	CAN TP	
	CAN_TSYN	Global Time Synchronization over CAN	
	CDD	Complex Driver	
	J1939NM	J1939Nm	
	J1939TP	J1939Tp	
	PDUR	PDU Router	
	XCP	Extended Calibration Protocol	
Post-Build Variant Multiplicity	false		
Post-Build Variant Value	false		
Multiplicity Configuration Class	Pre-compile time	X	VARIANT-PRE-COMPILE
	Link time	X	VARIANT-LINK-TIME, VARIANT-POST-BUILD
	Post-build time	–	
Value Configuration Class	Pre-compile time	X	VARIANT-PRE-COMPILE
	Link time	X	VARIANT-LINK-TIME, VARIANT-POST-BUILD
	Post-build time	–	
Scope / Dependency	scope: ECU		

Name	CanIfTxPduBufferRef [ECUC_CanIf_00831]		
Parent Container	CanIfTxPduCfg		
Description	Configurable reference to a CanIf buffer configuration.		
Multiplicity	1		
Type	Reference to CanIfBufferCfg		
Post-Build Variant Value	true		
Value Configuration Class	Pre-compile time	X	VARIANT-PRE-COMPILE
	Link time	X	VARIANT-LINK-TIME
	Post-build time	X	VARIANT-POST-BUILD
Scope / Dependency	scope: ECU		

Name	CanIfTxPduRef [ECUC_CanIf_00603]		
Parent Container	CanIfTxPduCfg		
Description	Reference to the "global" Pdu structure to allow harmonization of handle IDs in the COM-Stack.		
Multiplicity	1		
Type	Reference to Pdu		
Post-Build Variant Value	true		
Value Configuration Class	Pre-compile time	X	VARIANT-PRE-COMPILE
	Link time	X	VARIANT-LINK-TIME
	Post-build time	X	VARIANT-POST-BUILD
Scope / Dependency	scope: ECU		

Included Containers		
Container Name	Multiplicity	Scope / Dependency
CanIfTTxFrame Triggering	0..1	<p>CanIfTTxFrameTriggering is specified in the SWS TTCAN Interface and defines Frame trigger for TTCAN transmission.</p> <p>This container is only included and valid if TTCAN is supported by the controller, enabled (see CanIfSupportTTCAN, ECUC_CanIf_00675), and a joblist is used.</p>

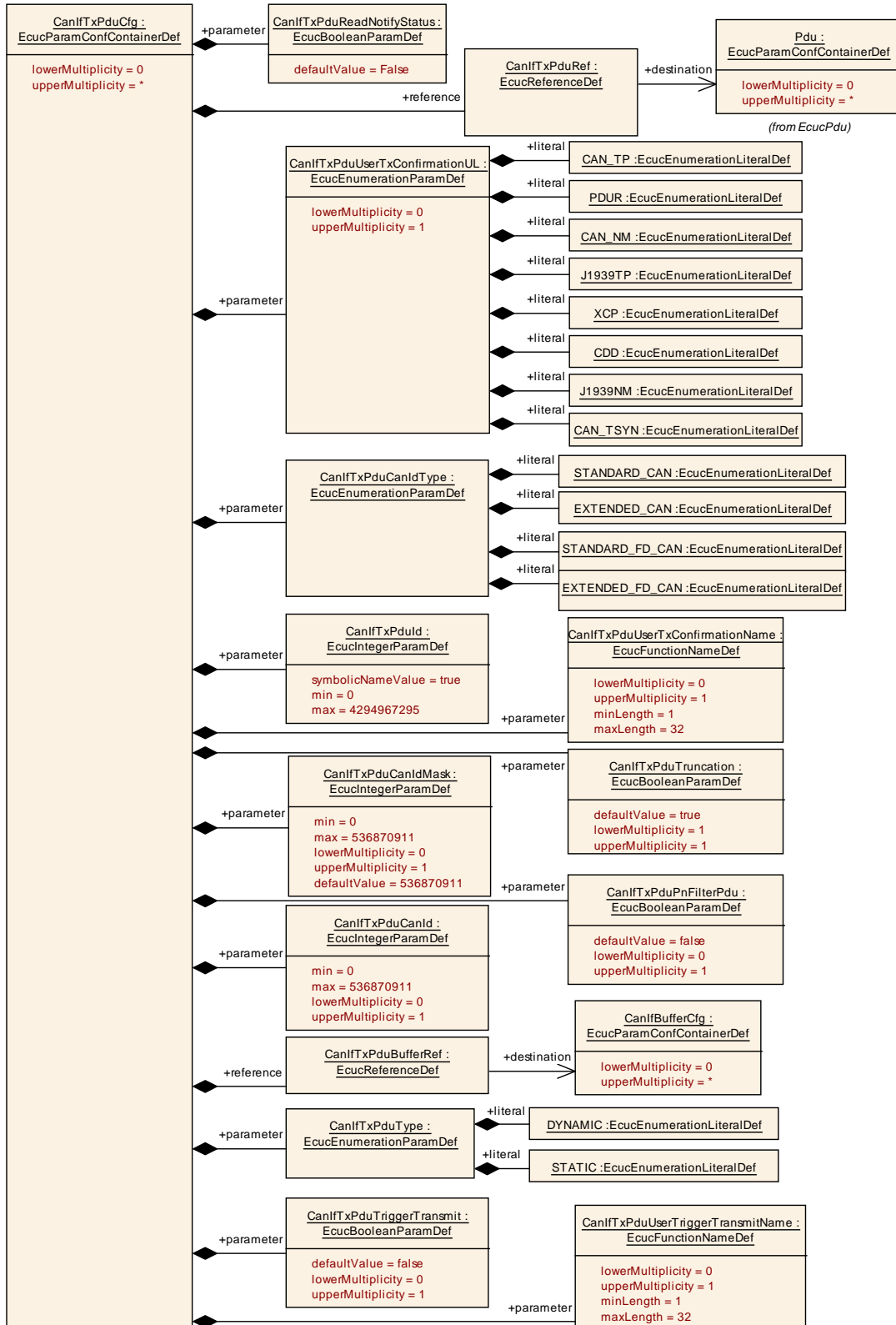


Figure 10.6: AR_EcucDef_CanIfTxPduCfg

10.1.6 CanIfRxPduCfg

SWS Item	[ECUC_CanIf_00249]		
Container Name	CanIfRxPduCfg		
Description	<p>This container contains the configuration (parameters) of each receive CAN L-PDU.</p> <p>The SHORT-NAME of "CanIfRxPduConfig" container itself represents the symbolic name of Receive L-PDU.</p> <p>This L-SDU produces a meta data item of type CAN_ID_32.</p>		
Post-Build Variant Multiplicity	true		
Multiplicity Configuration Class	Pre-compile time	X	VARIANT-PRE-COMPILE
	Link time	X	VARIANT-LINK-TIME
	Post-build time	X	VARIANT-POST-BUILD
Configuration Parameters			

Name	CanIfRxPduCanId [ECUC_CanIf_00598]		
Parent Container	CanIfRxPduCfg		
Description	<p>CAN Identifier of Receive CAN L-PDUs used by the CAN Interface. Exa: Software Filtering. This parameter is used if exactly one Can Identifier is assigned to the Pdu. If a range is assigned then the CanIfRxPduCanIdRange parameter shall be used.</p> <p>Range: 11 Bit For Standard CAN Identifier ... 29 Bit For Extended CAN identifier</p>		
Multiplicity	0..1		
Type	EcucIntegerParamDef		
Range	0 .. 536870911		
Default Value			
Post-Build Variant Multiplicity	true		
Post-Build Variant Value	true		
Multiplicity Configuration Class	Pre-compile time	X	VARIANT-PRE-COMPILE
	Link time	X	VARIANT-LINK-TIME
	Post-build time	X	VARIANT-POST-BUILD
Value Configuration Class	Pre-compile time	X	VARIANT-PRE-COMPILE
	Link time	X	VARIANT-LINK-TIME
	Post-build time	X	VARIANT-POST-BUILD
Scope / Dependency	scope: ECU		

Name	CanIfRxPduCanIdMask [ECUC_CanIf_00822]		
Parent Container	CanIfRxPduCfg		
Description	Identifier mask which denotes relevant bits in the CAN Identifier. This parameter defines a CAN Identifier range in an alternative way to CanIfRxPduCanIdRange. It identifies the bits of the configured CAN Identifier that must match the received CAN Identifier. Range: 11 bits for Standard CAN Identifier, 29 bits for Extended CAN Identifier.		
Multiplicity	0..1		
Type	EcucIntegerParamDef		
Range	0 .. 536870911		
Default Value	536870911		
Post-Build Variant Multiplicity	true		
Post-Build Variant Value	true		
Multiplicity Configuration Class	Pre-compile time	X	VARIANT-PRE-COMPILE
	Link time	X	VARIANT-LINK-TIME
	Post-build time	X	VARIANT-POST-BUILD
Value Configuration Class	Pre-compile time	X	VARIANT-PRE-COMPILE
	Link time	X	VARIANT-LINK-TIME
	Post-build time	X	VARIANT-POST-BUILD
Scope / Dependency	scope: ECU		

Name	CanIfRxPduCanIdType [ECUC_CanIf_00596]		
Parent Container	CanIfRxPduCfg		
Description	CAN Identifier of receive CAN L-PDUs used by the CAN Driver for CAN L-PDU reception.		
Multiplicity	1		
Type	EcucEnumerationParamDef		
Range	EXTENDED_CAN	CAN 2.0 or CAN FD frame with extended identifier (29 bits)	
	EXTENDED_FD_CAN	CAN FD frame with extended identifier (29 bits)	
	EXTENDED_NO_FD_CAN	CAN 2.0 frame with extended identifier (29 bits)	
	STANDARD_CAN	CAN 2.0 or CAN FD frame with standard identifier (11 bits)	
	STANDARD_FD_CAN	CAN FD frame with standard identifier (11 bits)	
	STANDARD_NO_FD_CAN	CAN 2.0 frame with standard identifier (11 bits)	
Post-Build Variant Value	true		
Value Configuration Class	Pre-compile time	X	VARIANT-PRE-COMPILE
	Link time	X	VARIANT-LINK-TIME
	Post-build time	X	VARIANT-POST-BUILD
Scope / Dependency	scope: local		

Name	CanIfRxPduDataLength [ECUC_CanIf_00599]		
Parent Container	CanIfRxPduCfg		
Description	<p>Data length of the received CAN L-PDUs used by the CAN Interface. This information is used for Data Length Check. Additionally it might specify the valid bits in case of the discrete DLC for CAN FD L-PDUs > 8 bytes.</p> <p>The data area size of a CAN L-PDU can have a range from 0 to 64 bytes.</p>		
Multiplicity	1		
Type	EcucIntegerParamDef		
Range	0 .. 64		
Default Value			
Post-Build Variant Value	true		
Value Configuration Class	Pre-compile time	X	VARIANT-PRE-COMPILE
	Link time	X	VARIANT-LINK-TIME
	Post-build time	X	VARIANT-POST-BUILD
Scope / Dependency	scope: ECU dependency: If CanIfRxPduDataLength > 8 then CanIfRxPduCanIdType must not be STANDARD_NO_FD_CAN or EXTENDED_NO_FD_CAN		

Name	CanIfRxPduId [ECUC_CanIf_00597]		
Parent Container	CanIfRxPduCfg		
Description	<p>ECU wide unique, symbolic handle for receive CAN L-SDU. It shall fulfill ANSI/AUTOSAR definitions for constant defines.</p> <p>Range: 0..max. number of defined CanRxPduIds</p>		
Multiplicity	1		
Type	EcucIntegerParamDef (Symbolic Name generated for this parameter)		
Range	0 .. 4294967295		
Default Value			
Post-Build Variant Value	false		
Value Configuration Class	Pre-compile time	X	All Variants
	Link time	–	
	Post-build time	–	
Scope / Dependency	scope: ECU		

Name	CanIfRxPduReadData [ECUC_CanIf_00600]		
Parent Container	CanIfRxPduCfg		
Description	<p>Enables and disables the Rx buffering for reading of received L-SDU data.</p> <p>True: Enabled False: Disabled</p>		
Multiplicity	1		
Type	EcucBooleanParamDef		
Default Value	false		

Post-Build Variant Value	true		
Value Configuration Class	Pre-compile time	X	VARIANT-PRE-COMPILE
	Link time	X	VARIANT-LINK-TIME
	Post-build time	X	VARIANT-POST-BUILD
Scope / Dependency	scope: ECU dependency: CANIF_CANPDUID_READDATA_API must be enabled.		

Name	CanIfRxPduReadNotifyStatus [ECUC_CanIf_00595]		
Parent Container	CanIfRxPduCfg		
Description	Enables and disables receive indication for each receive CAN L-SDU for reading its notification status. True: Enabled False: Disabled		
Multiplicity	1		
Type	EcucBooleanParamDef		
Default Value	false		
Post-Build Variant Value	true		
Value Configuration Class	Pre-compile time	X	VARIANT-PRE-COMPILE
	Link time	X	VARIANT-LINK-TIME
	Post-build time	X	VARIANT-POST-BUILD
Scope / Dependency	scope: local dependency: CANIF_READRXPDU_NOTIFY_STATUS_API must be enabled.		

Name	CanIfRxPduUserRxIndicationName [ECUC_CanIf_00530]		
Parent Container	CanIfRxPduCfg		
Description	This parameter defines the name of the <User_RxIndication>. This parameter depends on the parameter CANIF_RXPDU_USERRXINDICATION_UL. If CANIF_RXPDU_USERRXINDICATION_UL equals CAN_TP, CAN_NM, PDUR, XCP, CAN_TSYN, J1939NM or J1939TP, the name of the <User_RxIndication> is fixed. If CANIF_RXPDU_USERRXINDICATION_UL equals CDD, the name of the <User_RxIndication> is selectable.		
Multiplicity	0..1		
Type	EcucFunctionNameDef		
Default Value			
Length	1–32		
Regular Expression			
Post-Build Variant Multiplicity	false		
Post-Build Variant Value	false		

Multiplicity Configuration Class	Pre-compile time	X	VARIANT-PRE-COMPILE
	Link time	X	VARIANT-LINK-TIME, VARIANT-POST-BUILD
	Post-build time	–	
Value Configuration Class	Pre-compile time	X	VARIANT-PRE-COMPILE
	Link time	X	VARIANT-LINK-TIME, VARIANT-POST-BUILD
	Post-build time	–	
Scope / Dependency	scope: ECU		

Name	CanIfRxPduUserRxIndicationUL [ECUC_CanIf_00529]		
Parent Container	CanIfRxPduCfg		
Description	<p>This parameter defines the upper layer (UL) module to which the indication of the successfully received CANRXPDUID has to be routed via <User_RxIndication>. This <User_RxIndication> has to be invoked when the indication of the configured CANRXPDUID will be received by an Rx indication event from the CAN Driver module. If no upper layer (UL) module is configured, no <User_RxIndication> has to be called in case of an Rx indication event of the CANRXPDUID from the CAN Driver module.</p>		
Multiplicity	0..1		
Type	EcucEnumerationParamDef		
Range	CAN_NM	CAN NM	
	CAN_TP	CAN TP	
	CAN_TSYN	Global Time Synchronization over CAN	
	CDD	Complex Driver	
	J1939NM	J1939Nm	
	J1939TP	J1939Tp	
	PDUR	PDU Router	
	XCP	Extended Calibration Protocol	
Post-Build Variant Multiplicity	false		
Post-Build Variant Value	false		
Multiplicity Configuration Class	Pre-compile time	X	VARIANT-PRE-COMPILE
	Link time	X	VARIANT-LINK-TIME, VARIANT-POST-BUILD
	Post-build time	–	
Value Configuration Class	Pre-compile time	X	VARIANT-PRE-COMPILE
	Link time	X	VARIANT-LINK-TIME, VARIANT-POST-BUILD
	Post-build time	–	
Scope / Dependency	scope: ECU		

Name	CanIfRxPduHrhIdRef [ECUC_CanIf_00602]		
Parent Container	CanIfRxPduCfg		
Description	The HRH to which Rx L-PDU belongs to, is referred through this parameter.		
Multiplicity	1		
Type	Reference to CanIfHrhCfg		
Post-Build Variant Value	true		
Value Configuration Class	Pre-compile time	X	VARIANT-PRE-COMPILE
	Link time	X	VARIANT-LINK-TIME
	Post-build time	X	VARIANT-POST-BUILD
Scope / Dependency	scope: local dependency: This information has to be derived from the CAN Driver configuration.		

Name	CanIfRxPduRef [ECUC_CanIf_00601]		
Parent Container	CanIfRxPduCfg		
Description	Reference to the "global" Pdu structure to allow harmonization of handle IDs in the COM-Stack.		
Multiplicity	1		
Type	Reference to Pdu		
Post-Build Variant Value	true		
Value Configuration Class	Pre-compile time	X	VARIANT-PRE-COMPILE
	Link time	X	VARIANT-LINK-TIME
	Post-build time	X	VARIANT-POST-BUILD
Scope / Dependency	scope: ECU		

Included Containers		
Container Name	Multiplicity	Scope / Dependency
CanIfRxPduCanIdRange	0..1	Optional container that allows to map a range of CAN Ids to one PduId.
CanIfTTRxFrame Triggering	0..1	CanIfTTRxFrameTriggering is specified in the SWS TTCAN Interface and defines Frame trigger for TTCAN reception. This container is only included and valid if TTCAN is supported by the controller, enabled (see CanIfSupportTTCAN, ECUC_CanIf_00675), and a joblist is used for reception.

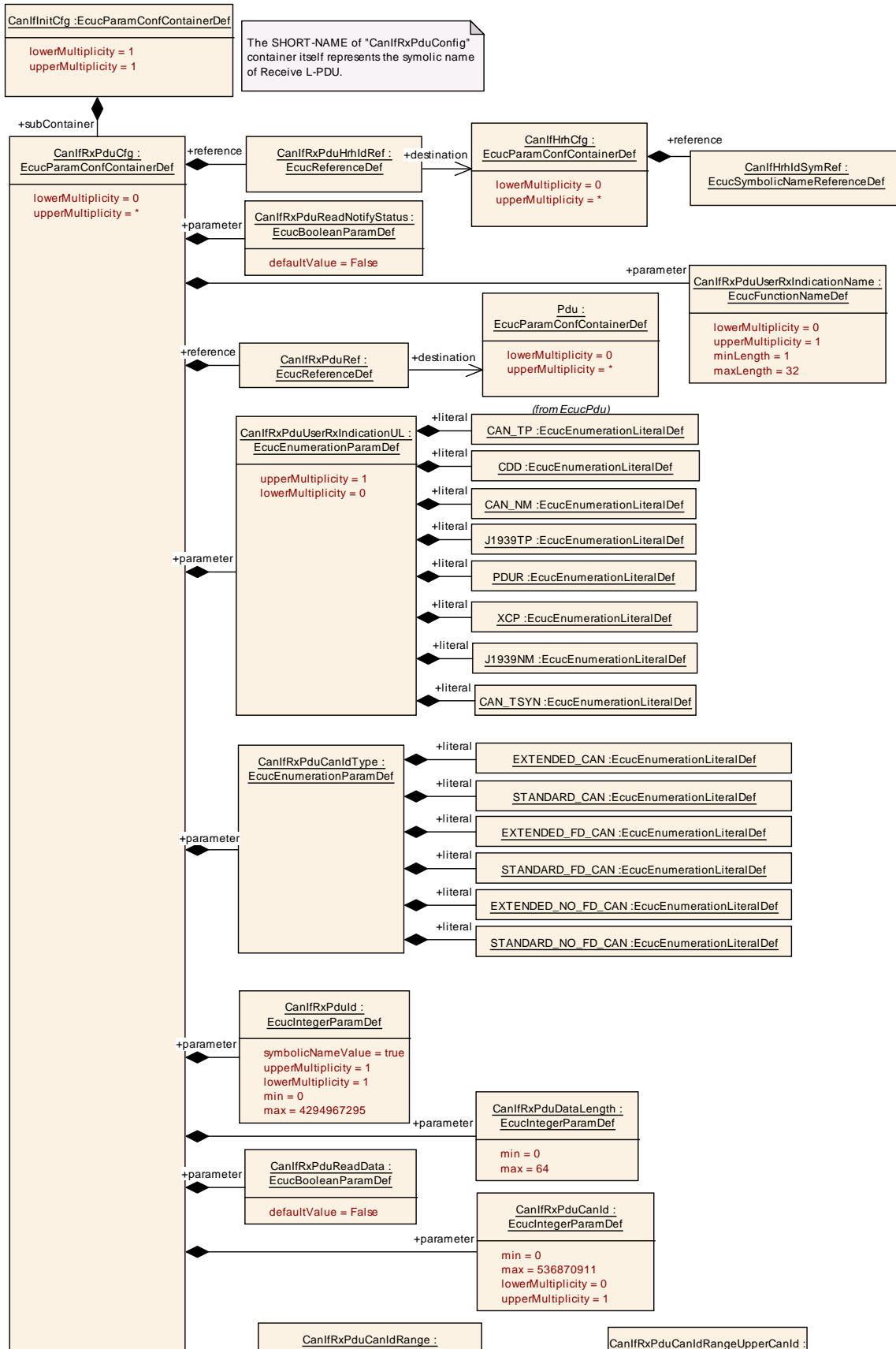


Figure 10.7: AR_EcuDef_CanIfRxPduCfg

10.1.7 CanIfRxPduCanIdRange

SWS Item	[ECUC_CanIf_00743]
Container Name	CanIfRxPduCanIdRange
Description	Optional container that allows to map a range of CAN Ids to one PduId.
Configuration Parameters	

Name	CanIfRxPduCanIdRangeLowerCanId [ECUC_CanIf_00745]		
Parent Container	CanIfRxPduCanIdRange		
Description	Lower CAN Identifier of a receive CAN L-PDU for identifier range definition, in which all CAN Ids are mapped to one PduId.		
Multiplicity	1		
Type	EcucIntegerParamDef		
Range	0 .. 536870911		
Default Value			
Post-Build Variant Value	true		
Value Configuration Class	Pre-compile time	X	VARIANT-PRE-COMPILE
	Link time	X	VARIANT-LINK-TIME
	Post-build time	X	VARIANT-POST-BUILD
Scope / Dependency	scope: local		

Name	CanIfRxPduCanIdRangeUpperCanId [ECUC_CanIf_00744]		
Parent Container	CanIfRxPduCanIdRange		
Description	Upper CAN Identifier of a receive CAN L-PDU for identifier range definition, in which all CAN Ids are mapped to one PduId.		
Multiplicity	1		
Type	EcucIntegerParamDef		
Range	0 .. 536870911		
Default Value			
Post-Build Variant Value	true		
Value Configuration Class	Pre-compile time	X	VARIANT-PRE-COMPILE
	Link time	X	VARIANT-LINK-TIME
	Post-build time	X	VARIANT-POST-BUILD
Scope / Dependency	scope: local		

No Included Containers

10.1.8 CanIfDispatchCfg

SWS Item	[ECUC_CanIf_00250]
Container Name	CanIfDispatchCfg

Description	Callback functions provided by upper layer modules of the CanIf. The callback functions defined in this container are common to all configured CAN Driver / CAN Transceiver Driver modules.
Configuration Parameters	

Name	CanIfDispatchUserCheckTrcvWakeFlagIndicationName [ECUC_CanIf_00791]		
Parent Container	CanIfDispatchCfg		
Description	This parameter defines the name of <User_CheckTrcvWakeFlagIndication>. If CanIfDispatchUserCheckTrcvWakeFlagIndicationUL equals CAN_SM the name of <User_CheckTrcvWakeFlagIndication> is fixed. If it equals CDD, the name is selectable. If CanIfPublicPnSupport equals False, this parameter shall not be configurable.		
Multiplicity	0..1		
Type	EcucFunctionNameDef		
Default Value			
Regular Expression			
Post-Build Variant Multiplicity	false		
Post-Build Variant Value	false		
Multiplicity Configuration Class	Pre-compile time	X	VARIANT-PRE-COMPILE
	Link time	X	VARIANT-LINK-TIME, VARIANT-POST-BUILD
	Post-build time	–	
Value Configuration Class	Pre-compile time	X	VARIANT-PRE-COMPILE
	Link time	X	VARIANT-LINK-TIME, VARIANT-POST-BUILD
	Post-build time	–	
Scope / Dependency	scope: ECU dependency: CANIF_DISPATCH_USERCHECKTRCVWAKEFLAGINDICATION_UL, CANIF_PUBLIC_PN_SUPPORT		

Name	CanIfDispatchUserCheckTrcvWakeFlagIndicationUL [ECUC_CanIf_00792]	
Parent Container	CanIfDispatchCfg	
Description	This parameter defines the upper layer module to which the CheckTrcvWakeFlagIndication from the Driver modules have to be routed. If CANIF_PUBLIC_PN_SUPPORT equals False, this parameter shall not be configurable.	
Multiplicity	0..1	
Type	EcucEnumerationParamDef	
Range	CAN_SM	CAN State Manager
	CDD	Complex Driver
Post-Build Variant Multiplicity	false	

Post-Build Variant Value	false		
Multiplicity Configuration Class	Pre-compile time	X	VARIANT-PRE-COMPILE
	Link time	X	VARIANT-LINK-TIME, VARIANT-POST-BUILD
	Post-build time	–	
Value Configuration Class	Pre-compile time	X	VARIANT-PRE-COMPILE
	Link time	X	VARIANT-LINK-TIME, VARIANT-POST-BUILD
	Post-build time	–	
Scope / Dependency	scope: ECU dependency: CANIF_PUBLIC_PN_SUPPORT		

Name	CanIfDispatchUserClearTrcvWufFlagIndicationName [ECUC_CanIf_00789]		
Parent Container	CanIfDispatchCfg		
Description	This parameter defines the name of <User_ClearTrcvWufFlagIndication>. If CanIfDispatchUserClearTrcvWufFlagIndicationUL equals CAN_SM the name of <User_ClearTrcvWufFlagIndication> is fixed. If it equals CDD, the name is selectable. If CANIF_PUBLIC_PN_SUPPORT equals False, this parameter shall not be configurable.		
Multiplicity	0..1		
Type	EcucFunctionNameDef		
Default Value			
Regular Expression			
Post-Build Variant Multiplicity	false		
Post-Build Variant Value	false		
Multiplicity Configuration Class	Pre-compile time	X	VARIANT-PRE-COMPILE
	Link time	X	VARIANT-LINK-TIME, VARIANT-POST-BUILD
	Post-build time	–	
Value Configuration Class	Pre-compile time	X	VARIANT-PRE-COMPILE
	Link time	X	VARIANT-LINK-TIME, VARIANT-POST-BUILD
	Post-build time	–	
Scope / Dependency	scope: ECU dependency: CanIfDispatchUserClearTrcvWufFlagIndicationUL, CANIF_PUBLIC_PN_SUPPORT		

Name	CanIfDispatchUserClearTrcvWufFlagIndicationUL [ECUC_CanIf_00790]		
Parent Container	CanIfDispatchCfg		
Description	This parameter defines the upper layer module to which the ClearTrcvWufFlagIndication from the Driver modules have to be routed. If CANIF_PUBLIC_PN_SUPPORT equals False, this parameter shall not be configurable.		
Multiplicity	0..1		
Type	EcucEnumerationParamDef		
Range	CAN_SM	CAN State Manager	
	CDD	Complex Driver	
Post-Build Variant Multiplicity	false		
Post-Build Variant Value	false		
Multiplicity Configuration Class	Pre-compile time	X	VARIANT-PRE-COMPILE
	Link time	X	VARIANT-LINK-TIME, VARIANT-POST-BUILD
	Post-build time	–	
Value Configuration Class	Pre-compile time	X	VARIANT-PRE-COMPILE
	Link time	X	VARIANT-LINK-TIME, VARIANT-POST-BUILD
	Post-build time	–	
Scope / Dependency	scope: ECU dependency: CANIF_PUBLIC_PN_SUPPORT		

Name	CanIfDispatchUserConfirmPnAvailabilityName [ECUC_CanIf_00819]		
Parent Container	CanIfDispatchCfg		
Description	This parameter defines the name of <User_ConfirmPnAvailability>. If CanIfDispatchUserConfirmPnAvailabilityUL equals CAN_SM the name of <User_ConfirmPnAvailability> is fixed. If it equals CDD, the name is selectable. If CANIF_PUBLIC_PN_SUPPORT equals False, this parameter shall not be configurable.		
Multiplicity	0..1		
Type	EcucFunctionNameDef		
Default Value			
Regular Expression			
Post-Build Variant Multiplicity	false		
Post-Build Variant Value	false		
Multiplicity Configuration Class	Pre-compile time	X	VARIANT-PRE-COMPILE
	Link time	X	VARIANT-LINK-TIME, VARIANT-POST-BUILD
	Post-build time	–	

Value Configuration Class	Pre-compile time	X	VARIANT-PRE-COMPILE
	Link time	X	VARIANT-LINK-TIME, VARIANT-POST-BUILD
	Post-build time	–	
Scope / Dependency	scope: ECU dependency: CanIfDispatchUserConfirmPnAvailabilityUL, CANIF_PUBLIC_PN_SUPPORT		

Name	CanIfDispatchUserConfirmPnAvailabilityUL [ECUC_CanIf_00820]		
Parent Container	CanIfDispatchCfg		
Description	This parameter defines the upper layer module to which the ConfirmPnAvailability notification from the Driver modules have to be routed. If CANIF_PUBLIC_PN_SUPPORT equals False, this parameter shall not be configurable.		
Multiplicity	0..1		
Type	EcucEnumerationParamDef		
Range	CAN_SM	CAN State Manager	
	CDD	Complex Driver	
Post-Build Variant Multiplicity	false		
Post-Build Variant Value	false		
Multiplicity Configuration Class	Pre-compile time	X	VARIANT-PRE-COMPILE
	Link time	X	VARIANT-LINK-TIME, VARIANT-POST-BUILD
	Post-build time	–	
Value Configuration Class	Pre-compile time	X	VARIANT-PRE-COMPILE
	Link time	X	VARIANT-LINK-TIME, VARIANT-POST-BUILD
	Post-build time	–	
Scope / Dependency	scope: ECU dependency: CANIF_PUBLIC_PN_SUPPORT		

Name	CanIfDispatchUserCtrlBusOffName [ECUC_CanIf_00525]		
Parent Container	CanIfDispatchCfg		
Description	This parameter defines the name of <User_ControllerBusOff>. This parameter depends on the parameter CANIF_USERCTRLBUSOFF_UL. If CANIF_USERCTRLBUSOFF_UL equals CAN_SM the name of <User_ControllerBusOff> is fixed. If CANIF_USERCTRLBUSOFF_UL equals CDD, the name of <User_ControllerBusOff> is selectable.		
Multiplicity	0..1		
Type	EcucFunctionNameDef		
Default Value			
Length	1–32		
Regular Expression			

Post-Build Variant Multiplicity	false		
Post-Build Variant Value	false		
Multiplicity Configuration Class	Pre-compile time	X	VARIANT-PRE-COMPILE
	Link time	X	VARIANT-LINK-TIME, VARIANT-POST-BUILD
	Post-build time	–	
Value Configuration Class	Pre-compile time	X	VARIANT-PRE-COMPILE
	Link time	X	VARIANT-LINK-TIME, VARIANT-POST-BUILD
	Post-build time	–	
Scope / Dependency	scope: ECU dependency: CanIfDispatchUserCtrlBusOffUL		

Name	CanIfDispatchUserCtrlBusOffUL [ECUC_CanIf_00547]		
Parent Container	CanIfDispatchCfg		
Description	This parameter defines the upper layer (UL) module to which the notifications of all ControllerBusOff events from the CAN Driver modules have to be routed via <User_ControllerBusOff>. There is no possibility to configure no upper layer (UL) module as the provider of <User_ControllerBusOff>.		
Multiplicity	1		
Type	EcucEnumerationParamDef		
Range	CAN_SM	CAN State Manager	
	CDD	Complex Driver	
Post-Build Variant Value	false		
Value Configuration Class	Pre-compile time	X	VARIANT-PRE-COMPILE
	Link time	X	VARIANT-LINK-TIME, VARIANT-POST-BUILD
	Post-build time	–	
Scope / Dependency	scope: ECU		

Name	CanIfDispatchUserCtrlModeIndicationName [ECUC_CanIf_00683]		
Parent Container	CanIfDispatchCfg		
Description	This parameter defines the name of <User_ControllerModeIndication>. This parameter depends on the parameter CANIF_USERCTRLMODEINDICATION_UL. If CANIF_USERCTRLMODEINDICATION_UL equals CAN_SM the name of <User_ControllerModeIndication> is fixed. If CANIF_USERCTRLMODEINDICATION_UL equals CDD, the name of <User_ControllerModeIndication> is selectable.		
Multiplicity	0..1		
Type	EcucFunctionNameDef		
Default Value			
Length	1–32		

Regular Expression			
Post-Build Variant Multiplicity	false		
Post-Build Variant Value	false		
Multiplicity Configuration Class	Pre-compile time	X	VARIANT-PRE-COMPILE
	Link time	X	VARIANT-LINK-TIME, VARIANT-POST-BUILD
	Post-build time	–	
Value Configuration Class	Pre-compile time	X	VARIANT-PRE-COMPILE
	Link time	X	VARIANT-LINK-TIME, VARIANT-POST-BUILD
	Post-build time	–	
Scope / Dependency	scope: ECU dependency: CanIfDispatchUserCtrlModelIndicationUL		

Name	CanIfDispatchUserCtrlModelIndicationUL [ECUC_CanIf_00684]		
Parent Container	CanIfDispatchCfg		
Description	This parameter defines the upper layer (UL) module to which the notifications of all ControllerTransition events from the CAN Driver modules have to be routed via <User_ControllerModelIndication>.		
Multiplicity	1		
Type	EcucEnumerationParamDef		
Range	CAN_SM	CAN State Manager	
	CDD	Complex Driver	
Post-Build Variant Value	false		
Value Configuration Class	Pre-compile time	X	VARIANT-PRE-COMPILE
	Link time	X	VARIANT-LINK-TIME, VARIANT-POST-BUILD
	Post-build time	–	
Scope / Dependency	scope: ECU		

Name	CanIfDispatchUserTrcvModelIndicationName [ECUC_CanIf_00685]		
Parent Container	CanIfDispatchCfg		
Description	This parameter defines the name of <User_TrvcModelIndication>. This parameter depends on the parameter CANIF_USERTRCVMODEINDICATION_UL. If CANIF_USERTRCVMODEINDICATION_UL equals CAN_SM the name of <User_TrvcModelIndication> is fixed. If CANIF_USERTRCVMODEINDICATION_UL equals CDD, the name of <User_TrvcModelIndication> is selectable.		
Multiplicity	0..1		
Type	EcucFunctionNameDef		
Default Value			
Length	1–32		
Regular Expression			

Post-Build Variant Multiplicity	false		
Post-Build Variant Value	false		
Multiplicity Configuration Class	Pre-compile time	X	VARIANT-PRE-COMPILE
	Link time	X	VARIANT-LINK-TIME, VARIANT-POST-BUILD
	Post-build time	–	
Value Configuration Class	Pre-compile time	X	VARIANT-PRE-COMPILE
	Link time	X	VARIANT-LINK-TIME, VARIANT-POST-BUILD
	Post-build time	–	
Scope / Dependency	scope: ECU dependency: CanIfDispatchUserTrcvModelIndicationUL		

Name	CanIfDispatchUserTrcvModelIndicationUL [ECUC_CanIf_00686]		
Parent Container	CanIfDispatchCfg		
Description	This parameter defines the upper layer (UL) module to which the notifications of all TransceiverTransition events from the CAN Transceiver Driver modules have to be routed via <User_TrvcModelIndication>. If no UL module is configured, no upper layer callback function will be called.		
Multiplicity	0..1		
Type	EcucEnumerationParamDef		
Range	CAN_SM	CAN State Manager	
	CDD	Complex Driver	
Post-Build Variant Multiplicity	false		
Post-Build Variant Value	false		
Multiplicity Configuration Class	Pre-compile time	X	VARIANT-PRE-COMPILE
	Link time	X	VARIANT-LINK-TIME, VARIANT-POST-BUILD
	Post-build time	–	
Value Configuration Class	Pre-compile time	X	VARIANT-PRE-COMPILE
	Link time	X	VARIANT-LINK-TIME, VARIANT-POST-BUILD
	Post-build time	–	
Scope / Dependency	scope: ECU		

Name	CanIfDispatchUserValidateWakeupEventName [ECUC_CanIf_00531]		
Parent Container	CanIfDispatchCfg		
Description	This parameter defines the name of <User_ValidateWakeupEvent>. This parameter depends on the parameter CANIF_USERVALIDATEWAKEUPEVENT_UL. CANIF_USERVALIDATEWAKEUPEVENT_UL equals ECUM the name of <User_ValidateWakeupEvent> is fixed. CANIF_USERVALIDATEWAKEUPEVENT_UL equals CDD, the name of <User_ValidateWakeupEvent> is selectable. If parameter CANIF_WAKEUP_CHECK_VALIDATION_API is disabled, no <User_ValidateWakeupEvent> API can be configured.		
Multiplicity	0..1		
Type	EcucFunctionNameDef		
Default Value			
Length	1–32		
Regular Expression			
Post-Build Variant Multiplicity	false		
Post-Build Variant Value	false		
Multiplicity Configuration Class	Pre-compile time	X	VARIANT-PRE-COMPILE
	Link time	X	VARIANT-LINK-TIME, VARIANT-POST-BUILD
	Post-build time	–	
Value Configuration Class	Pre-compile time	X	VARIANT-PRE-COMPILE
	Link time	X	VARIANT-LINK-TIME, VARIANT-POST-BUILD
	Post-build time	–	
Scope / Dependency	scope: ECU dependency: CANIF_WAKEUP_CHECK_VALIDATION_API, CanIfDispatchUserValidateWakeupEventUL		

Name	CanIfDispatchUserValidateWakeupEventUL [ECUC_CanIf_00549]	
Parent Container	CanIfDispatchCfg	
Description	This parameter defines the upper layer (UL) module to which the notifications about positive former requested wake up sources have to be routed via <User_ValidateWakeupEvent>. If parameter CANIF_WAKEUP_CHECK_VALIDATION_API is disabled, this parameter cannot be configured.	
Multiplicity	0..1	
Type	EcucEnumerationParamDef	
Range	CDD	Complex Driver
	ECUM	ECU State Manager
Post-Build Variant Multiplicity	false	
Post-Build Variant Value	false	

Multiplicity Configuration Class	Pre-compile time	X	VARIANT-PRE-COMPILE
	Link time	X	VARIANT-LINK-TIME, VARIANT-POST-BUILD
	Post-build time	–	
Value Configuration Class	Pre-compile time	X	VARIANT-PRE-COMPILE
	Link time	X	VARIANT-LINK-TIME, VARIANT-POST-BUILD
	Post-build time	–	
Scope / Dependency	scope: ECU dependency: CANIF_WAKEUP_CHECK_VALIDATION_API		

No Included Containers

Container Name	CanIfCtrlCfg		
Description	This container contains the configuration (parameters) of an addressed CAN controller by an underlying CAN Driver module. This container is configurable per CAN controller.		
Post-Build Variant Multiplicity	false		
Multiplicity Configuration Class	Pre-compile time	X	VARIANT-PRE-COMPILE, VARIANT-LINK-TIME, VARIANT-POST-BUILD
	Link time	–	
	Post-build time	–	
Configuration Parameters			

Name	CanIfCtrlId [ECUC_CanIf_00647]		
Parent Container	CanIfCtrlCfg		
Description	This parameter abstracts from the CAN Driver specific parameter Controller. Each controller of all connected CAN Driver modules shall be assigned to one specific ControllerId of the CanIf. Range: 0..number of configured controllers of all CAN Driver modules		
Multiplicity	1		
Type	EcucIntegerParamDef (Symbolic Name generated for this parameter)		
Range	0 .. 255		
Default Value			
Post-Build Variant Value	false		
Value Configuration Class	Pre-compile time	X	All Variants
	Link time	–	
	Post-build time	–	
Scope / Dependency	scope: ECU		

Name	CanIfCtrlWakeupSupport [ECUC_CanIf_00637]		
Parent Container	CanIfCtrlCfg		
Description	This parameter defines if a respective controller of the referenced CAN Driver modules is queriable for wake up events. True: Enabled False: Disabled		
Multiplicity	1		
Type	EcucBooleanParamDef		
Default Value	false		
Post-Build Variant Value	false		
Value Configuration Class	Pre-compile time	X	VARIANT-PRE-COMPILE
	Link time	X	VARIANT-LINK-TIME, VARIANT-POST-BUILD
	Post-build time	–	
Scope / Dependency	scope: ECU		

Name	CanIfCtrlCanCtrlRef [ECUC_CanIf_00636]		
Parent Container	CanIfCtrlCfg		
Description	<p>This parameter references to the logical handle of the underlying CAN controller from the CAN Driver module to be served by the CAN Interface module. The following parameters of CanController config container shall be referenced by this link: CanControllerId, CanWakeupSourceRef</p> <p>Range: 0..max. number of underlying supported CAN controllers</p>		
Multiplicity	1		
Type	Symbolic name reference to CanController		
Post-Build Variant Value	false		
Value Configuration Class	Pre-compile time	X	VARIANT-PRE-COMPILE
	Link time	X	VARIANT-LINK-TIME, VARIANT-POST-BUILD
	Post-build time	-	
Scope / Dependency	scope: ECU dependency: amount of CAN controllers		

No Included Containers

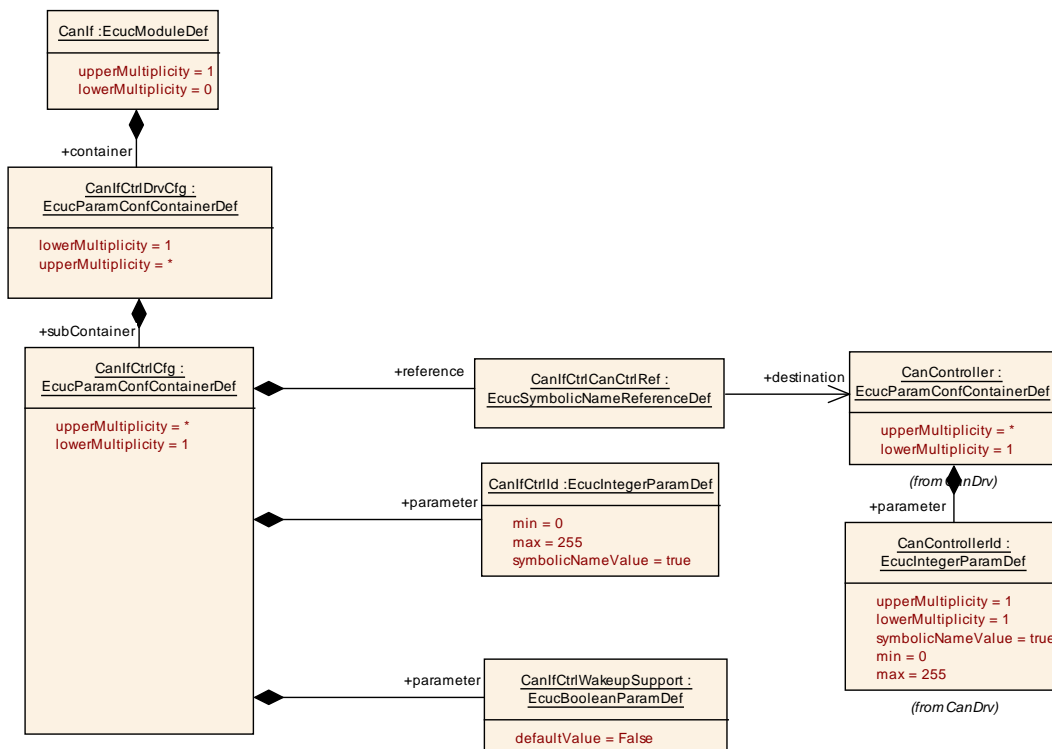


Figure 10.9: AR_EcucDef_CanIfCtrlCfg

10.1.10 CanIfCtrlDrvCfg

SWS Item	[ECUC_CanIf_00253]		
Container Name	CanIfCtrlDrvCfg		
Description	Configuration parameters for all the underlying CAN Driver modules are aggregated under this container. For each CAN Driver module a separate instance of this container has to be provided.		
Post-Build Variant Multiplicity	false		
Multiplicity Configuration Class	Pre-compile time	X	VARIANT-PRE-COMPILE, VARIANT-LINK-TIME, VARIANT-POST-BUILD
	Link time	–	
	Post-build time	–	
Configuration Parameters			

Name	CanIfCtrlDrvInitHohConfigRef [ECUC_CanIf_00642]		
Parent Container	CanIfCtrlDrvCfg		
Description	Reference to the Init Hoh Configuration		
Multiplicity	1		
Type	Reference to CanIfInitHohCfg		
Post-Build Variant Value	false		
Value Configuration Class	Pre-compile time	X	VARIANT-PRE-COMPILE
	Link time	X	VARIANT-LINK-TIME, VARIANT-POST-BUILD
	Post-build time	–	
Scope / Dependency	scope: local		

Name	CanIfCtrlDrvNameRef [ECUC_CanIf_00638]		
Parent Container	CanIfCtrlDrvCfg		
Description	<p>CAN Interface Driver Reference.</p> <p>This reference can be used to get any information (Ex. Driver Name, Vendor ID) from the CAN driver.</p> <p>The CAN Driver name can be derived from the ShortName of the CAN driver module.</p>		
Multiplicity	1		
Type	Reference to CanGeneral		
Post-Build Variant Value	false		
Value Configuration Class	Pre-compile time	X	All Variants
	Link time	–	
	Post-build time	–	
Scope / Dependency	scope: local		

Included Containers		
Container Name	Multiplicity	Scope / Dependency
CanIfCtrlCfg	1..*	This container contains the configuration (parameters) of an addressed CAN controller by an underlying CAN Driver module. This container is configurable per CAN controller.

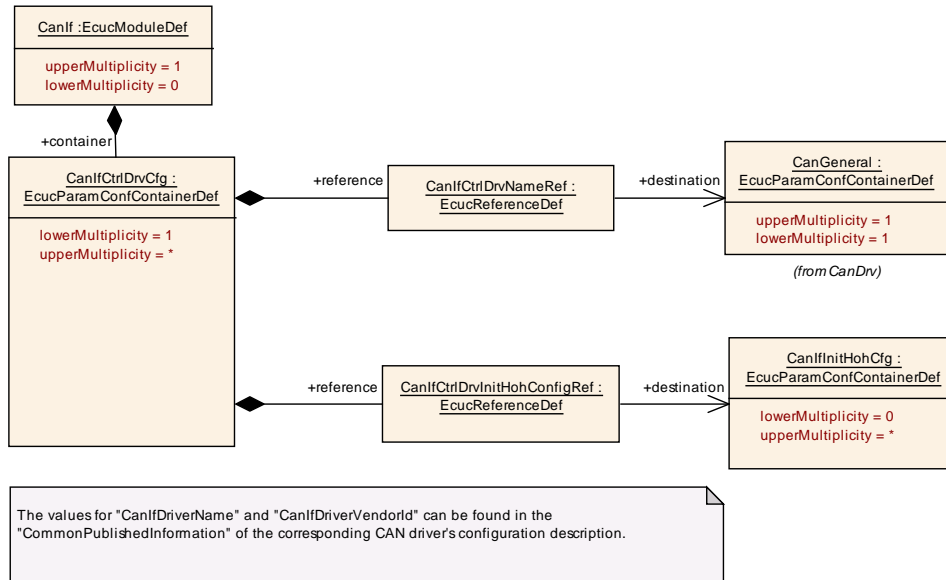


Figure 10.10: AR_EcucDef_CanIfCtrlDrvCfg

10.1.11 CanIfTrcvDrvCfg

SWS Item	[ECUC_CanIf_00273]		
Container Name	CanIfTrcvDrvCfg		
Description	This container contains the configuration (parameters) of all addressed CAN transceivers by each underlying CAN Transceiver Driver module. For each CAN transceiver Driver a separate instance of this container shall be provided.		
Post-Build Variant Multiplicity	false		
Multiplicity Configuration Class	Pre-compile time	X	VARIANT-PRE-COMPILE, VARIANT-LINK-TIME, VARIANT-POST-BUILD
	Link time	—	
	Post-build time	—	
Configuration Parameters			

Included Containers		
Container Name	Multiplicity	Scope / Dependency
CanIfTrcvCfg	1..*	This container contains the configuration (parameters) of one addressed CAN transceiver by the underlying CAN Transceiver Driver module. For each CAN transceiver a separate instance of this container has to be provided.

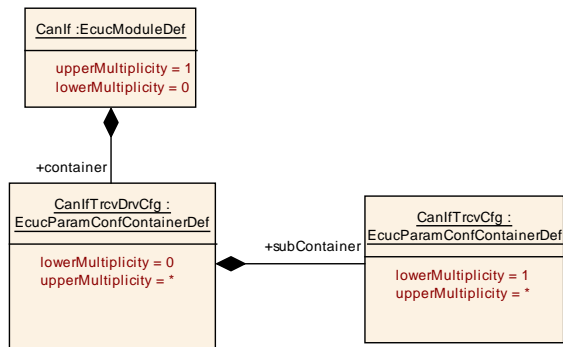


Figure 10.11: AR_EcucDef_CanIfTrcvDrvCfg

10.1.12 CanIfTrcvCfg

SWS Item	[ECUC_CanIf_00587]		
Container Name	CanIfTrcvCfg		
Description	This container contains the configuration (parameters) of one addressed CAN transceiver by the underlying CAN Transceiver Driver module. For each CAN transceiver a separate instance of this container has to be provided.		
Post-Build Variant Multiplicity	false		
Multiplicity Configuration Class	Pre-compile time	X	VARIANT-PRE-COMPILE, VARIANT-LINK-TIME, VARIANT-POST-BUILD
	Link time	–	
	Post-build time	–	
Configuration Parameters			

Name	CanIfTrcvId [ECUC_CanIf_00654]		
Parent Container	CanIfTrcvCfg		
Description	This parameter abstracts from the CAN Transceiver Driver specific parameter Transceiver. Each transceiver of all connected CAN Transceiver Driver modules shall be assigned to one specific TransceiverId of the CanIf. Range: 0..number of configured transceivers of all CAN Transceiver Driver modules		
Multiplicity	1		
Type	EcucIntegerParamDef (Symbolic Name generated for this parameter)		
Range	0 .. 255		

Default Value			
Post-Build Variant Value	false		
Value Configuration Class	Pre-compile time	X	All Variants
	Link time	–	
	Post-build time	–	
Scope / Dependency	scope: ECU		

Name	CanIfTrcvWakeupSupport [ECUC_CanIf_00606]		
Parent Container	CanIfTrcvCfg		
Description	This parameter defines if a respective transceiver of the referenced CAN Transceiver Driver modules is queriable for wake up events. True: Enabled False: Disabled		
Multiplicity	1		
Type	EcucBooleanParamDef		
Default Value	false		
Post-Build Variant Value	false		
Value Configuration Class	Pre-compile time	X	VARIANT-PRE-COMPILE
	Link time	X	VARIANT-LINK-TIME, VARIANT-POST-BUILD
	Post-build time	–	
Scope / Dependency	scope: ECU		

Name	CanIfTrcvCanTrcvRef [ECUC_CanIf_00605]		
Parent Container	CanIfTrcvCfg		
Description	This parameter references to the logical handle of the underlying CAN transceiver from the CAN transceiver driver module to be served by the CAN Interface module. Range: 0..max. number of underlying supported CAN transceivers		
Multiplicity	1		
Type	Symbolic name reference to CanTrcvChannel		
Post-Build Variant Value	false		
Value Configuration Class	Pre-compile time	X	VARIANT-PRE-COMPILE
	Link time	X	VARIANT-LINK-TIME, VARIANT-POST-BUILD
	Post-build time	–	
Scope / Dependency	scope: ECU dependency: amount of CAN transceivers		

No Included Containers

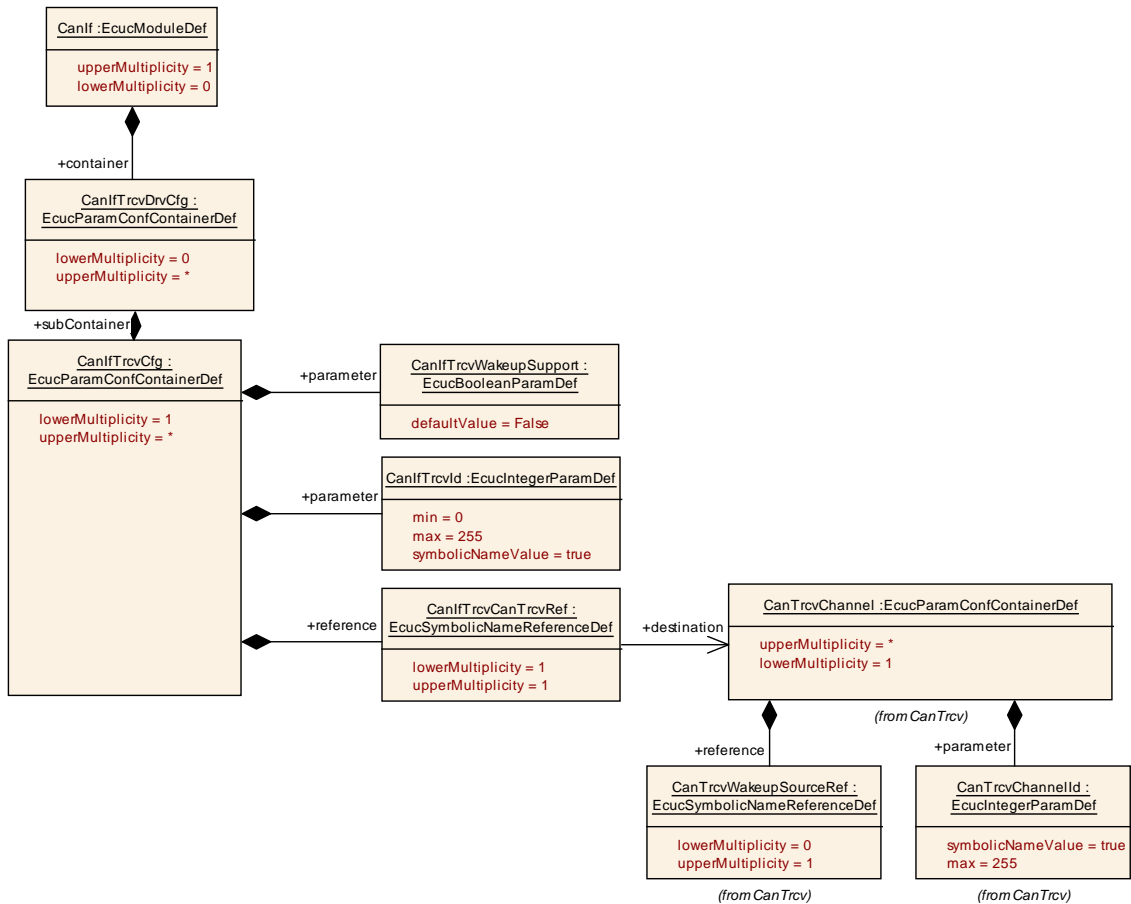


Figure 10.12: AR_EcucDef_CanIfTrcvCfg

10.1.13 CanIfInitHohCfg

SWS Item	[ECUC_CanIf_00257]		
Container Name	CanIfInitHohCfg		
Description	This container contains the references to the configuration setup of each underlying CAN Driver.		
Post-Build Variant Multiplicity	false		
Multiplicity Configuration Class	Pre-compile time	X	VARIANT-PRE-COMPILE, VARIANT-LINK-TIME, VARIANT-POST-BUILD
	Link time	–	
	Post-build time	–	
Configuration Parameters			

Included Containers		
Container Name	Multiplicity	Scope / Dependency
CanIfHrhCfg	0..*	This container contains configuration parameters for each hardware receive object (HRH).
CanIfHthCfg	0..*	This container contains parameters related to each HTH.

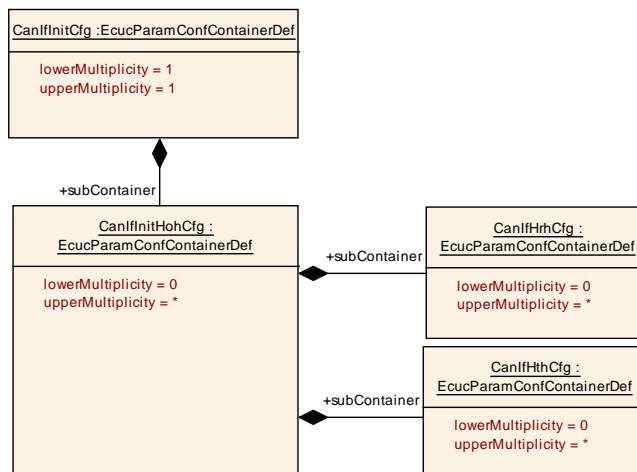


Figure 10.13: AR_EcucDef_CanflnitHohCf

10.1.14 CanflHthCf

SWS Item	[ECUC_Canlf_00258]		
Container Name	CanflHthCf		
Description	This container contains parameters related to each HTH.		
Post-Build Variant Multiplicity	true		
Multiplicity Configuration Class	Pre-compile time	X	VARIANT-PRE-COMPILE
	Link time	X	VARIANT-LINK-TIME
	Post-build time	X	VARIANT-POST-BUILD
Configuration Parameters			

Name	CanflHthCanCtrlIdRef [ECUC_Canlf_00625]		
Parent Container	CanflHthCf		
Description	Reference to controller Id to which the HTH belongs to. A controller can contain one or more HTHs.		
Multiplicity	1		
Type	Reference to CanlfCtrlCf		
Post-Build Variant Value	true		
Value Configuration Class	Pre-compile time	X	VARIANT-PRE-COMPILE
	Link time	X	VARIANT-LINK-TIME
	Post-build time	X	VARIANT-POST-BUILD
Scope / Dependency	scope: ECU		

Name	CanIfHthIdSymRef [ECUC_CanIf_00627]		
Parent Container	CanIfHthCfg		
Description	<p>The parameter refers to a particular HTH object in the CanDrv configuration (see CanHardwareObject ECUC_Can_00324). CanIf receives the following information of the CanDrv module by this reference:</p> <ul style="list-style-type: none"> • CanHandleType (see ECUC_Can_00323) • CanObjectId (see ECUC_Can_00326) 		
Multiplicity	1		
Type	Symbolic name reference to CanHardwareObject		
Post-Build Variant Value	false		
Value Configuration Class	Pre-compile time	X	VARIANT-PRE-COMPILE
	Link time	X	VARIANT-LINK-TIME, VARIANT-POST-BUILD
	Post-build time	–	
Scope / Dependency	scope: ECU		

No Included Containers

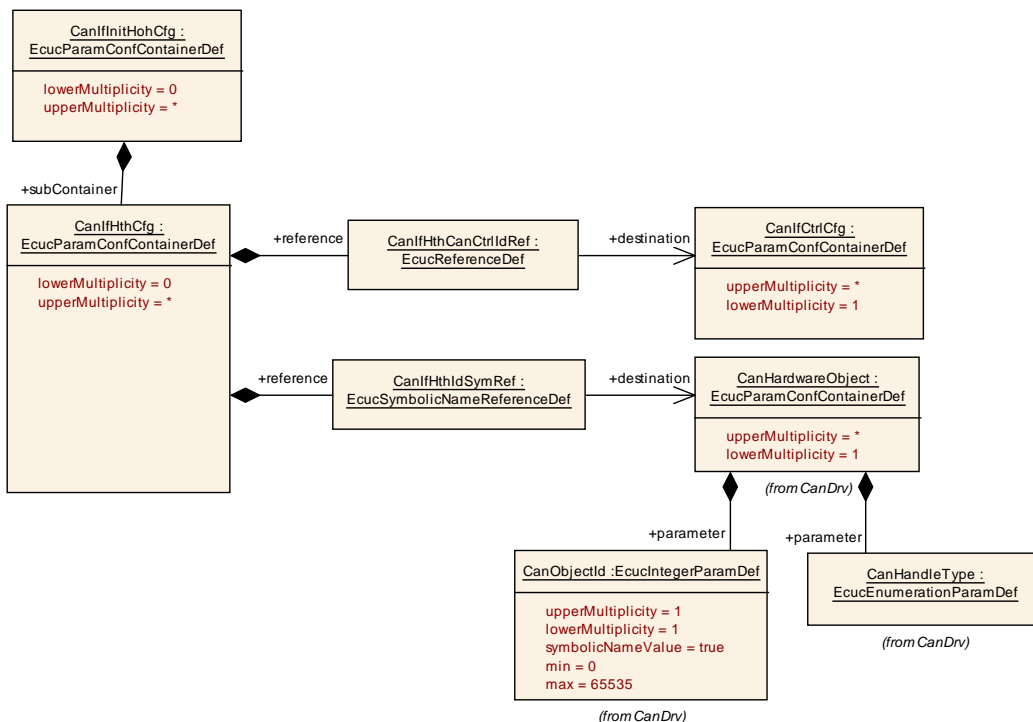


Figure 10.14: AR_EcucDef_CanIfHthCfg

10.1.15 CanIfHthCfg

SWS Item	[ECUC_CanIf_00259]		
Container Name	CanIfHrhCfg		
Description	This container contains configuration parameters for each hardware receive object (HRH).		
Post-Build Variant Multiplicity	true		
Multiplicity Configuration Class	Pre-compile time	X	VARIANT-PRE-COMPILE
	Link time	X	VARIANT-LINK-TIME
	Post-build time	X	VARIANT-POST-BUILD
Configuration Parameters			

Name	CanIfHrhSoftwareFilter [ECUC_CanIf_00632]		
Parent Container	CanIfHrhCfg		
Description	<p>Selects the hardware receive objects by using the HRH range/list from CAN Driver configuration to define, for which HRH a software filtering has to be performed at during receive processing.</p> <p>True: Software filtering is enabled False: Software filtering is enabled</p>		
Multiplicity	1		
Type	EcucBooleanParamDef		
Default Value	true		
Post-Build Variant Value	false		
Value Configuration Class	Pre-compile time	X	VARIANT-PRE-COMPILE
	Link time	X	VARIANT-LINK-TIME, VARIANT-POST-BUILD
	Post-build time	–	
Scope / Dependency	scope: local		

Name	CanIfHrhCanCtrlIdRef [ECUC_CanIf_00631]		
Parent Container	CanIfHrhCfg		
Description	Reference to controller Id to which the HRH belongs to. A controller can contain one or more HRHs.		
Multiplicity	1		
Type	Reference to CanIfCtrlCfg		
Post-Build Variant Value	false		
Value Configuration Class	Pre-compile time	X	VARIANT-PRE-COMPILE
	Link time	X	VARIANT-LINK-TIME, VARIANT-POST-BUILD
	Post-build time	–	
Scope / Dependency	scope: ECU		

Name	CanIfHrhIdSymRef [ECUC_CanIf_00634]		
Parent Container	CanIfHrhCfg		
Description	<p>The parameter refers to a particular HRH object in the CanDrv configuration (see CanHardwareObject ECUC_Can_00324). CanIf receives the following information of the CanDrv module by this reference:</p> <ul style="list-style-type: none"> • CanHandleType (see ECUC_Can_00323) • CanObjectId (see ECUC_Can_00326) 		
Multiplicity	1		
Type	Symbolic name reference to CanHardwareObject		
Post-Build Variant Value	true		
Value Configuration Class	Pre-compile time	X	VARIANT-PRE-COMPILE
	Link time	X	VARIANT-LINK-TIME
	Post-build time	X	VARIANT-POST-BUILD
Scope / Dependency	scope: ECU		

Included Containers		
Container Name	Multiplicity	Scope / Dependency
CanIfHrhRangeCfg	0..*	Defines the parameters required for configuring multiple CANID ranges for a given same HRH.

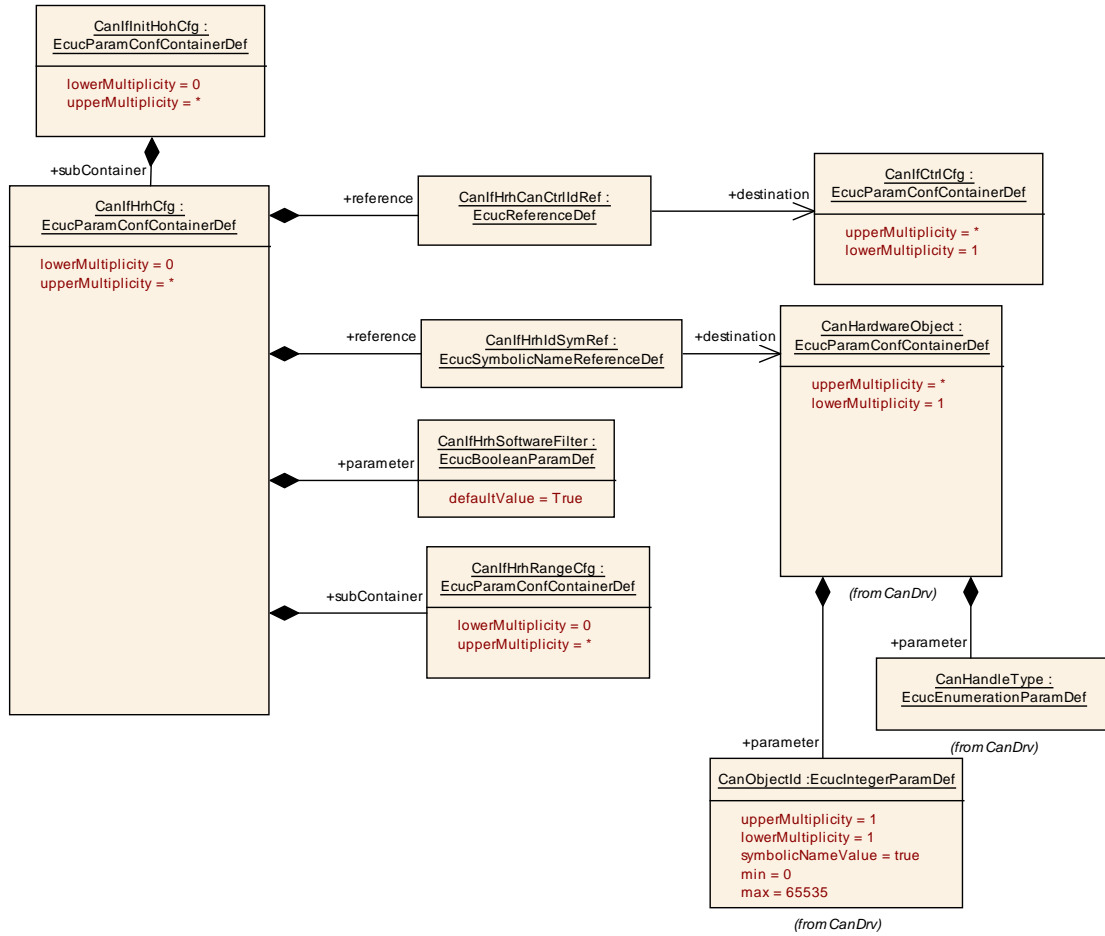


Figure 10.15: AR_EcucDef_CanIfHrhCfg

10.1.16 CanIfHrhRangeCfg

SWS Item	[ECUC_CanIf_00628]		
Container Name	CanIfHrhRangeCfg		
Description	Defines the parameters required for configuring multiple CANID ranges for a given same HRH.		
Post-Build Variant Multiplicity	true		
Multiplicity Configuration Class	Pre-compile time	X	VARIANT-PRE-COMPILE
	Link time	X	VARIANT-LINK-TIME
	Post-build time	X	VARIANT-POST-BUILD
Configuration Parameters			

Name	CanIfHrhRangeBaselId [ECUC_CanIf_00825]		
Parent Container	CanIfHrhRangeCfg		
Description	CAN Identifier used as base value in combination with CanIfHrhRangeMask for a masked ID range in which all CAN Ids shall pass the software filtering. The size of this parameter is limited by CanIfHrhRangeRxPduRangeCanIdType.		
Multiplicity	0..1		
Type	EcucIntegerParamDef		
Range	0 .. 536870911		
Default Value			
Post-Build Variant Multiplicity	true		
Post-Build Variant Value	true		
Multiplicity Configuration Class	Pre-compile time	X	VARIANT-PRE-COMPILE
	Link time	X	VARIANT-LINK-TIME
	Post-build time	X	VARIANT-POST-BUILD
Value Configuration Class	Pre-compile time	X	VARIANT-PRE-COMPILE
	Link time	X	VARIANT-LINK-TIME
	Post-build time	X	VARIANT-POST-BUILD
Scope / Dependency	scope: local		

Name	CanIfHrhRangeMask [ECUC_CanIf_00826]		
Parent Container	CanIfHrhRangeCfg		
Description	Used as mask value in combination with CanIfHrhRangeBaselId for a masked ID range in which all CAN Ids shall pass the software filtering. The size of this parameter is limited by CanIfHrhRangeRxPduRangeCanIdType.		
Multiplicity	0..1		
Type	EcucIntegerParamDef		
Range	0 .. 536870911		
Default Value			
Post-Build Variant Multiplicity	true		
Post-Build Variant Value	true		
Multiplicity Configuration Class	Pre-compile time	X	VARIANT-PRE-COMPILE
	Link time	X	VARIANT-LINK-TIME
	Post-build time	X	VARIANT-POST-BUILD
Value Configuration Class	Pre-compile time	X	VARIANT-PRE-COMPILE
	Link time	X	VARIANT-LINK-TIME
	Post-build time	X	VARIANT-POST-BUILD
Scope / Dependency	scope: local		

Name	CanIfHrhRangeRxPduLowerCanId [ECUC_CanIf_00629]		
Parent Container	CanIfHrhRangeCfg		
Description	Lower CAN Identifier of a receive CAN L-PDU for identifier range definition, in which all CAN Ids shall pass the software filtering.		
Multiplicity	0..1		
Type	EcucIntegerParamDef		
Range	0 .. 536870911		
Default Value			
Post-Build Variant Multiplicity	true		
Post-Build Variant Value	true		
Multiplicity Configuration Class	Pre-compile time	X	VARIANT-PRE-COMPILE
	Link time	X	VARIANT-LINK-TIME
	Post-build time	X	VARIANT-POST-BUILD
Value Configuration Class	Pre-compile time	X	VARIANT-PRE-COMPILE
	Link time	X	VARIANT-LINK-TIME
	Post-build time	X	VARIANT-POST-BUILD
Scope / Dependency	scope: local		

Name	CanIfHrhRangeRxPduRangeCanIdType [ECUC_CanIf_00644]		
Parent Container	CanIfHrhRangeCfg		
Description	Specifies whether a configured Range of CAN Ids shall only consider standard CAN Ids or extended CAN Ids.		
Multiplicity	1		
Type	EcucEnumerationParamDef		
Range	EXTENDED		All the CANIDs are of type extended only (29 bit).
	STANDARD		All the CANIDs are of type standard only (11 bit).
Post-Build Variant Value	true		
Value Configuration Class	Pre-compile time	X	VARIANT-PRE-COMPILE
	Link time	X	VARIANT-LINK-TIME
	Post-build time	X	VARIANT-POST-BUILD
Scope / Dependency	scope: local		

Name	CanIfHrhRangeRxPduUpperCanId [ECUC_CanIf_00630]		
Parent Container	CanIfHrhRangeCfg		
Description	Upper CAN Identifier of a receive CAN L-PDU for identifier range definition, in which all CAN Ids shall pass the software filtering.		
Multiplicity	0..1		
Type	EcucIntegerParamDef		
Range	0 .. 536870911		
Default Value			
Post-Build Variant Multiplicity	true		

Post-Build Variant Value	true		
Multiplicity Configuration Class	Pre-compile time	X	VARIANT-PRE-COMPILE
	Link time	X	VARIANT-LINK-TIME
	Post-build time	X	VARIANT-POST-BUILD
Value Configuration Class	Pre-compile time	X	VARIANT-PRE-COMPILE
	Link time	X	VARIANT-LINK-TIME
	Post-build time	X	VARIANT-POST-BUILD
Scope / Dependency	scope: local		

No Included Containers

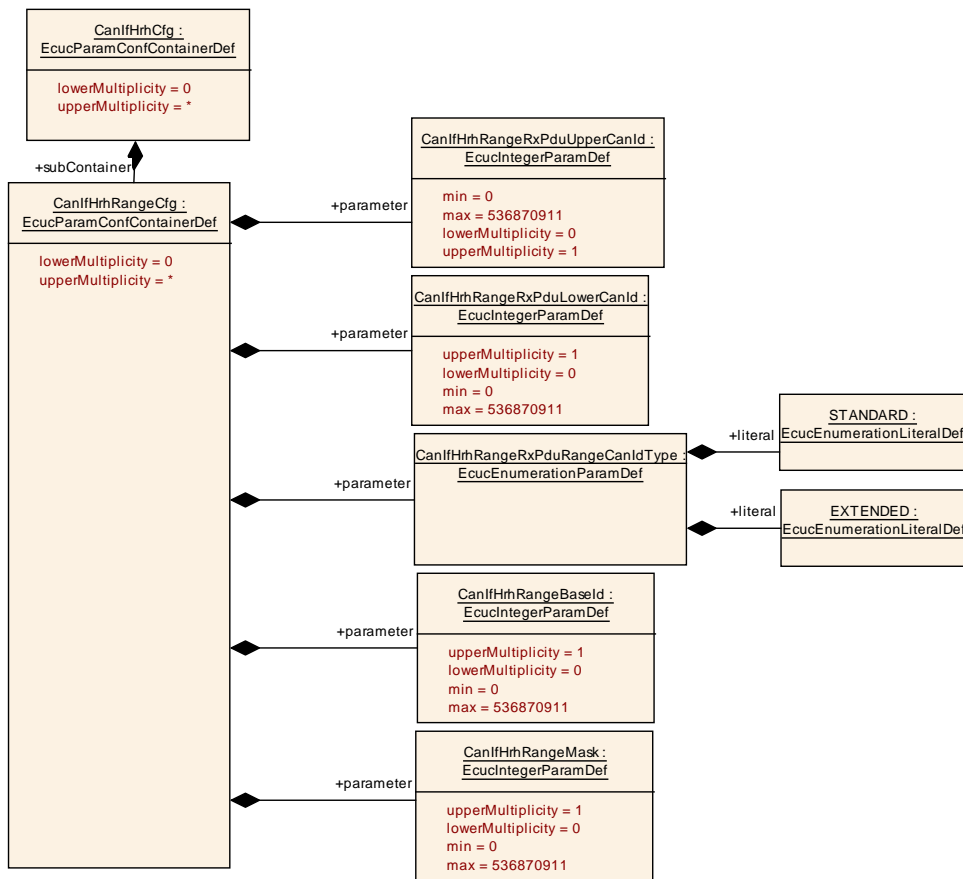


Figure 10.16: AR_EcucDef_CanIfHrhRangeCfg

10.1.17 CanIfBufferCfg

SWS Item	[ECUC_CanIf_00832]
Container Name	CanIfBufferCfg

Description	This container contains the Txbuffer configuration. Multiple buffers with different sizes could be configured. If CanIfBufferSize (ECUC_CanIf_00834) equals 0, the CanIf Tx L-PDU only refers via this CanIfBufferCfg the corresponding CanIfHthCfg.		
Post-Build Variant Multiplicity	true		
Multiplicity Configuration Class	Pre-compile time	X	VARIANT-PRE-COMPILE
	Link time	X	VARIANT-LINK-TIME
	Post-build time	X	VARIANT-POST-BUILD
Configuration Parameters			

Name	CanIfBufferSize [ECUC_CanIf_00834]		
Parent Container	CanIfBufferCfg		
Description	This parameter defines the number of CanIf Tx L-PDUs which can be buffered in one Txbuffer. If this value equals 0, the CanIf does not perform Txbuffering for the CanIf Tx L-PDUs which are assigned to this Txbuffer. If CanIfPublicTxBuffering equals False, this parameter equals 0 for all TxBuffer. If the CanHandleType of the referred HTH equals FULL, this parameter equals 0 for this TxBuffer.		
Multiplicity	1		
Type	EcucIntegerParamDef		
Range	0 .. 255		
Default Value	0		
Post-Build Variant Value	true		
Value Configuration Class	Pre-compile time	X	VARIANT-PRE-COMPILE
	Link time	X	VARIANT-LINK-TIME
	Post-build time	X	VARIANT-POST-BUILD
Scope / Dependency	scope: local dependency: CanIfPublicTxBuffering, CanHandleType		

Name	CanIfBufferHthRef [ECUC_CanIf_00833]		
Parent Container	CanIfBufferCfg		
Description	Reference to HTH, that defines the hardware object or the pool of hardware objects configured for transmission. All the CanIf Tx L-PDUs refer via the CanIfBufferCfg and this parameter to the HTHs if TxBuffering is enabled, or not. Each HTH shall not be assigned to more than one buffer.		
Multiplicity	1		
Type	Reference to CanIfHthCfg		
Post-Build Variant Value	true		
Value Configuration Class	Pre-compile time	X	VARIANT-PRE-COMPILE
	Link time	X	VARIANT-LINK-TIME
	Post-build time	X	VARIANT-POST-BUILD

Scope / Dependency	scope: local
---------------------------	--------------

No Included Containers

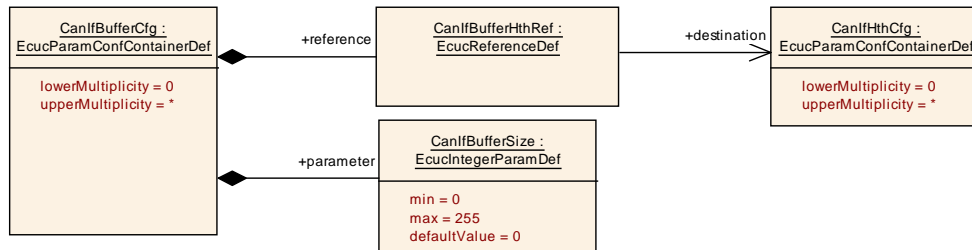


Figure 10.17: AR_EcucDef_CanIfBufferCfg

A Not applicable requirements

[SWS_CANIF_00999] [These requirements are not applicable to this specification.
]([SRS_BSW_00159](#), [SRS_BSW_00167](#), [SRS_BSW_00170](#), [SRS_BSW_00416](#),
[SRS_BSW_00168](#), [SRS_BSW_00423](#), [SRS_BSW_00424](#), [SRS_BSW_00425](#),
[SRS_BSW_00426](#), [SRS_BSW_00427](#), [SRS_BSW_00428](#), [SRS_BSW_00429](#),
[SRS_BSW_00432](#), [SRS_BSW_00433](#), [SRS_BSW_00336](#), [SRS_BSW_00417](#),
[SRS_BSW_00164](#), [SRS_BSW_00007](#), [SRS_BSW_00307](#), [SRS_BSW_00373](#),
[SRS_BSW_00328](#), [SRS_BSW_00378](#), [SRS_BSW_00306](#), [SRS_BSW_00308](#),
[SRS_BSW_00309](#), [SRS_BSW_00330](#), [SRS_BSW_00172](#), [SRS_BSW_00010](#),
[SRS_BSW_00341](#), [SRS_BSW_00334](#), [SRS_Can_01139](#), [SRS_Can_01014](#))