Document Title	Specification of Diagnostic Log and Trace
Document Category	Software specification (SWS)
Document UID	351
Document Status	published
Part of AUTOSAR Standard	Classic Platform
Part of Standard Release	R26-11

Document Change History			
Date	**Release**	**Changed by**	**Description**
2026-11-26	R26-11	AUTOSAR Release Management	• Specified additional values of Std_ReturnType in chapter 8 • Removed GetVersionInfo-API • Dlt for VFB tracing chapter was corrected • Minor corrections • Editorial changes
2025-11-27	R25-11	AUTOSAR Release Management	• Removed chapter 7.1.5 Log messages from DET • Removed SWS_Dlt_00432 • Minor corrections • Editorial changes
2024-11-27	R24-11	AUTOSAR Release Management	• Added error code DLT_E_ERROR to SWS_Dlt_00736 • Added error code DLT_E_NOT_SUPPORTED to SWS_Dlt_91011 • Minor corrections • Editorial changes
2023-10-23	R23-11	AUTOSAR Release Management	• Added Message Tags specifications • Minor corrections • Editorial changes
2022-11-24	R22-11	AUTOSAR Release Management	• Added DltProtocolVersion Parameter • Added Privacy flags and message tags • Editorial changes



△

2021-11-25	R21-11	AUTOSAR Release Management	• Bugfixes and corrections • Editorial changes
2020-11-30	R20-11	AUTOSAR Release Management	• Added subcontainer and definition for parameter DltLogLevelThreshold and for DltGeneralNvRAMSupport • Assigned new ID for Imported Types because of duplicated ID • Minor corrections and bugfixes • Editorial changes
2019-11-28	R19-11	AUTOSAR Release Management	• No content changes • Changed Document Status from Final to published
2018-10-31	4.4.0	AUTOSAR Release Management	• Tracing to RS LogAndTrace • Interaction DLT <> DEM removed • Minor corrections
2017-12-08	4.3.1	AUTOSAR Release Management	• Introduced use of StbM • Added APIs regarding Rx data path • Removed redundant items • Editorial changes
2016-11-30	4.3.0	AUTOSAR Release Management	• Major rework of the SWS Dlt • Dlt Protocol moved to PRS Dlt Protocol specification • Removed interaction with DCM
2015-07-31	4.2.2	AUTOSAR Release Management	• Minor corrections
2014-10-31	4.2.1	AUTOSAR Release Management	• Changed requirements SWS_Dlt_00515, SWS_Dlt_00516, SWS_Dlt_00332, SWS_Dlt_0028
2014-03-31	4.1.3	AUTOSAR Release Management	• Changed SWS_Dlt_00477
2013-10-31	4.1.2	AUTOSAR Release Management	• Minor corrections • Editorial changes • Removed chapter(s) on change documentation

▽

△

2013-03-15	4.1.1	AUTOSAR Administration	• Modeling of Services: introduction of formal descriptions of service interfaces • Reworked according to the new
2011-12-22	4.0.3	AUTOSAR Administration	• Added Dlt control messages for getting values of modifiable parameters • Modification and update of Dem and Dcm interfaces • Added FIBEX example for non verbose transmission mode
2010-09-30	3.1.5	AUTOSAR Administration	• Bug fixes and extension of Dlt control message specification • Update of communication with Dem • Update of interface to Dcm
2010-02-02	3.1.4	AUTOSAR Administration	• Initial Release

Disclaimer

This work (specification and/or software implementation) and the material contained in it, as released by AUTOSAR, is for the purpose of information only. AUTOSAR and the companies that have contributed to it shall not be liable for any use of the work.

The material contained in this work is protected by copyright and other types of intellectual property rights. The commercial exploitation of the material contained in this work requires a license to such intellectual property rights.

This work may be utilized or reproduced without any modification, in any form or by any means, for informational purposes only. For any other purpose, no part of the work may be utilized or reproduced, in any form or by any means, without permission in writing from the publisher.

The work has been developed for automotive applications only. It has neither been developed, nor tested for non-automotive applications.

The word AUTOSAR and the AUTOSAR logo are registered trademarks.

Table of Contents

1 Introduction and functional overview 10
2 Acronyms and Abbreviations 11
2.1 Term and definition . . . 11
3 Related documentation 13
3.1 Input documents & related standards and norms . . . 13
3.2 Related standards and norms . . . 13
3.3 Related specification . . . 14
4 Constraints and assumptions 15
4.1 Limitations . . . 15
4.2 Applicability to car domains . . . 15
5 Dependencies to other modules 16
5.1 RTE . . . 16
5.2 PDU Router . . . 16
5.3 NvM . . . 16
5.4 GPT . . . 16
5.5 StbM . . . 16
5.6 DET . . . 16
5.7 DEM . . . 16
6 Requirements Tracing 17
7 Functional specification 18
7.1 Dlt specification . . . 18
7.1.1 Dlt commands . . . 18
7.1.2 Dlt interaction with software components . . . 19
7.1.2.1 Registering ApplicationIDs and ContextIds to Dlt . . . 20
7.1.2.2 Unregistering ApplicationIDs and ContextIds to Dlt . . . 21
7.1.2.3 Using port defined argument values for the definition of Session Ids . . . 21
7.1.3 VFB trace . . . 22
7.1.3.1 Interfaces provided by Dlt for VFB traces . . . 22
7.1.3.2 Generating hook functions . . . 23
7.1.4 Log messages from DEM . . . 24
7.1.5 Recommendation for generation of Message IDs . . . 24
7.1.6 Startup behavior . . . 25
7.1.7 Persistent storage of configuration . . . 25
7.1.8 Sending of Log and Trace Messages . . . 26
7.1.8.1 Generating the timestamp . . . 29
7.1.8.2 Message filtering . . . 29
7.1.8.3 Select target LogChannel . . . 31

7.1.8.4 Check message length . . . 31
7.1.8.5 Apply LogChannel LogLevelThreshold . . . 31
7.1.8.6 Copying Dlt message to the LogChannel buffer . . . 32
7.1.8.7 Apply the message attributes, if any are present and supported 33
7.1.8.8 Sending messages from LogChannel Buffer . . . 33
7.1.8.9 Create Dlt message header . . . 34
7.1.8.9.1 Assembling the Dlt Header . . . 35
7.1.8.9.2 Assembling the Dlt Extended Header . . . 36
7.1.8.10 Removing messages from LogChannel buffer . . . 36
7.1.9 Receiving of Dlt commands . . . 36
7.1.9.1 SetLogLevel . . . 37
7.1.9.2 SetTraceStatus . . . 37
7.1.9.3 GetLogInfo . . . 37
7.1.9.4 GetDefaultLogLevel . . . 38
7.1.9.5 StoreConfiguration . . . 38
7.1.9.6 ResetToFactoryDefault . . . 38
7.1.9.7 SetMessageFiltering . . . 39
7.1.9.8 SetDefaultLogLevel . . . 39
7.1.9.9 SetDefaultTraceStatus . . . 40
7.1.9.10 GetDefaultTraceStatus . . . 40
7.1.9.11 GetLogChannelNames . . . 40
7.1.9.12 GetTraceStatus . . . 40
7.1.9.13 SetLogChannelAssignment . . . 40
7.1.9.14 SetLogChannelThreshold . . . 41
7.1.9.15 GetLogChannelThreshold . . . 41
7.1.10 Sending of Dlt commands . . . 41
7.1.10.1 BufferOverflowNotification . . . 42
7.2 Error Classification . . . 42
7.2.1 Development Errors . . . 42
7.2.2 Runtime Errors . . . 43
7.2.3 Production Errors . . . 43
8 API specification 44
8.1 Imported types . . . 44
8.2 Type definitions . . . 44
8.2.1 Dlt_ConfigType . . . 44
8.2.2 Dlt_MessageType . . . 45
8.2.3 Dlt_MessageNetworkTraceInfoType . . . 45
8.2.4 Dlt_ReturnType . . . 45
8.3 Function definitions . . . 46
8.3.1 Dlt_Init . . . 46
8.3.2 Dlt_SendTraceMessage . . . 47
8.3.3 Dlt_SendLogMessage . . . 47
8.3.4 Dlt_RegisterContext . . . 48

8.3.5 Dlt_UnregisterContext . . . 49
8.3.6 Dlt_SetLogLevel . . . 50
8.3.7 Dlt_SetTraceStatus . . . 51
8.3.8 Dlt_GetLogInfo . . . 52
8.3.9 Dlt_GetDefaultLogLevel . . . 52
8.3.10 Dlt_StoreConfiguration . . . 53
8.3.11 Dlt_ResetToFactoryDefault . . . 54
8.3.12 Dlt_SetMessageFiltering . . . 54
8.3.13 Dlt_SetDefaultLogLevel . . . 55
8.3.14 Dlt_SetDefaultTraceStatus . . . 55
8.3.15 Dlt_GetDefaultTraceStatus . . . 56
8.3.16 Dlt_GetLogChannelNames . . . 56
8.3.17 Dlt_GetTraceStatus . . . 57
8.3.18 Dlt_SetLogChannelAssignment . . . 57
8.3.19 Dlt_SetLogChannelThreshold . . . 58
8.3.20 Dlt_GetLogChannelThreshold . . . 59
8.3.21 Dlt_SendLogMessageWithAttributes . . . 59
8.3.22 Dlt_SendTraceMessageWithAttributes . . . 60
8.3.23 Dlt_RxIndication . . . 61
8.3.24 Dlt_TriggerTransmit . . . 61
8.3.25 Dlt_TxConfirmation . . . 62
8.3.26 Dlt_TpTxConfirmation . . . 63
8.3.27 Dlt_CopyTxData . . . 63
8.3.28 Dlt_StartOfReception . . . 64
8.3.29 Dlt_TpRxIndication . . . 65
8.3.30 Dlt_CopyRxData . . . 66
8.4 Scheduled functions . . . 66
8.4.1 Dlt_TxFunction . . . 66
8.5 Expected interfaces . . . 67
8.5.1 Mandatory interfaces . . . 67
8.5.2 Optional interfaces . . . 67
8.5.3 Configurable interfaces . . . 68
8.6 Service Interfaces . . . 69
8.6.1 Client-Server-Interfaces . . . 69
8.6.1.1 DltControlService . . . 69
8.6.1.2 InjectionCallback . . . 75
8.6.1.3 LogTraceSessionControl . . . 75
8.6.1.4 DltSwcMessageService . . . 77
8.6.2 Implementation Data Types . . . 81
8.6.2.1 Dlt_ApplicationIDType . . . 81
8.6.2.2 Dlt_ContextIDType . . . 81
8.6.2.3 Dlt_SessionIDType . . . 81
8.6.2.4 Dlt_LogInfoType . . . 82

8.6.2.5 Dlt_ContextIdInfoType . . . 82
8.6.2.6 Dlt_ApplicationIdInfoType . . . 83
8.6.2.7 Dlt_MessageOptionsType . . . 83
8.6.2.8 Dlt_MessageLogInfoType . . . 84
8.6.2.9 Dlt_MessageLogLevelType . . . 84
8.6.2.10 Dlt_MessageTraceType . . . 85
8.6.2.11 Dlt_MessageArgumentCount . . . 85
8.6.2.12 Dlt_MessageTraceInfoType . . . 86
8.6.2.13 Dlt_LogChannelNameInfoType . . . 86
8.6.2.14 Dlt_AssignmentOperation . . . 87
8.6.2.15 Dlt_MessageAttributesType . . . 87
8.6.3 Ports . . . 88
8.6.3.1 Dlt_ControlService . . . 88
8.6.3.2 Dlt_InjectCallback_{SW-C} . . . 88
8.6.3.3 Dlt_SessionControlCallback_{SW-C} . . . 88
8.6.3.4 Dlt_SwcMessageService_{SW-C} . . . 89
9 Sequence diagrams 90
9.1 Dlt initialization . . . 90
9.2 Overview of Dlt message transmission on one LogChannel . . . 91
9.3 SetLogLevelFilter . . . 92
9.4 Buffer overflow indication . . . 93
10 Configuration specification 94
10.1 Containers and configuration parameters . . . 94
10.1.1 Dlt . . . 94
10.1.2 DltGeneral . . . 95
10.1.3 DltSwc . . . 101
10.1.4 DltSwcContext . . . 104
10.1.5 DltConfigSet . . . 105
10.1.6 DltProtocol . . . 106
10.1.7 DltEcuId . . . 108
10.1.8 DltEcuIdCalloutChoice . . . 109
10.1.9 DltEcuIdValueChoice . . . 110
10.1.10 DltLogLevelSetting . . . 111
10.1.11 DltLogLevelThreshold . . . 112
10.1.12 DltLogChannelAssignment . . . 114
10.1.13 DltTraceStatusSetting . . . 115
10.1.14 DltTraceStatusAssignment . . . 116
10.1.15 DltLogOutput . . . 117
10.1.16 DltLogChannel . . . 118
10.1.17 DltTxPdu . . . 124
10.1.18 DltRxPdu . . . 125
10.2 Published Information . . . 126

A Mentioned Class Tables 127

B Change History 129
B.1 Change History of this document according to AUTOSAR Release R23-11 129
B.1.1 Added Specification Items in R23-11 129
B.1.2 Changed Specification Items in R23-11 134
B.1.3 Deleted Specification Items in R23-11 135
B.2 Change History of this document according to AUTOSAR Release R24-11 135
B.2.1 Added Specification Items in R24-11 135
B.2.2 Changed Specification Items in R24-11 135
B.2.3 Deleted Specification Items in R24-11 135
B.3 Change History of this document according to AUTOSAR Release R25-11 135
B.3.1 Added Specification Items in R25-11 135
B.3.2 Changed Specification Items in R25-11 136
B.3.3 Deleted Specification Items in R25-11 138
B.4 Change History of this document according to AUTOSAR Release R26-11 139
B.4.1 Added Specification Items in R26-11 139
B.4.2 Changed Specification Items in R26-11 139
B.4.3 Deleted Specification Items in R26-11 141

1 Introduction and functional overview

This specification describes the functionality and the configuration of the AUTOSAR Basic Software module Dlt.

It receives log information from DET, DEM, SW-Cs, or trace information of the RTE. The Dlt module transmits this data via communication busses to make this information visible outside the ECU.

For this purpose, the Dlt module defines the API to send and receive dedicated log/ trace information on the bus.

In addition, the NvM module can be optionally used to store an updated filter setting of the Dlt module persistently. This enables the ECU to transmit log/trace information with the desired level without the need of an explicit setup request coming from the communication bus (via a logging tool) at every ECU startup.

The Dlt module is located on top of the PduR and below the RTE as shown in 1.1.

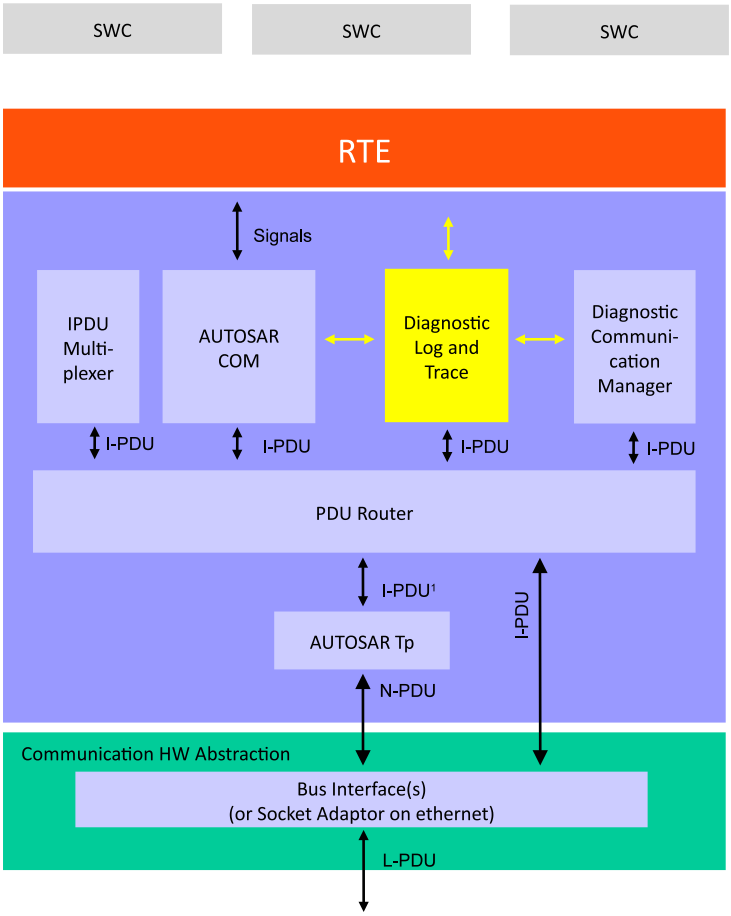

Figure 1.1: Location of the Dlt module

Please note: The Dlt Message Format, available Commands, and Protocol (to communicate with an external logging and tracing tool) are defined in [1].

2 Acronyms and Abbreviations

The glossary below includes acronyms, abbreviations and definitions relevant to the Diagnostic Log and Trace module that are not included in [2].

Abbreviation / Acronym	Description
APID	Application ID
CTID	Context ID
Dlt	Diagnostic Log and Trace
MCNT	Message Counter
MSBF	Most Significant Byte First
MSBI	Message Bus Info
MSCI	Message Control Info
MSLI	Message Log Info
MSTP	Message Type
MSTI	Message Trace Info
NOAR	Number of Arguments
STMS	Timestamp
UEH	Use Extended Header
VERB	Verbose
VERS	Version Number
WEID	With ECU ID
WSID	With Session ID
WTMS	With Timestamp

Table 2.1: Acronyms and Abbreviations

2.1 Term and definition

Term	Description:
Log and trace message	A log and trace message contains all data and options to describe a log and trace event in a software. The log and trace message consists of a header and payload.
Dlt User	A Dlt User represents the source of a generated Dlt message. The possible users are SW-Cs, RTE (for VFB traces), DEM, or DET.
Log Message	A Log Message contains debug information like state changes or value changes.
Trace Message	A Trace messages contains information, which has passed via the VFB.
ECU ID	ECU ID is the name of an ECU, composed by four 8-bit ASCII characters (e.g., ABS0 or COMB).



△

Term	Description:
Session	A session is a logical entity of source of log or trace messages. If an application / SW-C is instantiated several times, each instance gets a globally unique session ID with respect to the application / context ID. It is possible for an application / SWC to have several simultaneous log or trace sessions, if it has several ports opened to Dlt. Since Session ID is not specified in AUTOSAR for SW-Cs, the port defined argument values shall be used for this number.
Session ID	Session ID is the identification number of a log or trace session.
Application ID	Application ID is an abbreviation of an application / SW-C. It identifies the application / SW-C a log and trace message originates from. The Application ID is composed by four 8-bit ASCII characters.
Context ID	Context ID is a user defined identifier to group Log and Trace Messages generated by an application / SW-C. The following rules apply: • Each ApplicationID can own several Context IDs. • Context IDs are grouped by Application IDs. • Context IDs shall be unique within an Application ID. • The source of a log and trace message is identified using the tuple "ApplicationID" and "ContextId". Four 8-bit ASCII characters compose the ContextId.
Message ID	Messaged ID is the ID to characterize the information, which is transported by the message itself. A Message ID identifies a kind of log or trace message uniquely. It can be used for identifying the source (in source code) of a message and it can be used for characterizing the payload of a message. A Message ID is statically fixed at development or configuration time.
Log and trace level	A log level defines a classification for the severity grade of a Log Message.
Trace status	The trace status provides information, if a trace message should be sent.
Log Channel	A physical Communication bus which is used to transmit Dlt messages.
External client	An external client is a tool to control, monitor, and store log / trace messages provided by ECUs using the Dlt module.

Table 2.2: Term and definition

3 Related documentation

3.1 Input documents & related standards and norms

[1] Log and Trace Protocol Specification
AUTOSAR_FO_PRS_LogAndTraceProtocol

[2] Glossary
AUTOSAR_FO_TR_Glossary

[3] ISO 7498 – Information processing systems – Open Systems Interconnection – Basic Reference Model
https://www.iso.org
ISO/IEC 7498-1:1994

[4] General Specification of Basic Software Modules
AUTOSAR_CP_SWS_BSWGeneral

[5] Specification of RTE Software
AUTOSAR_CP_SWS_RTE

[6] Specification of PDU Router
AUTOSAR_CP_SWS_PDURouter

[7] Specification of NVRAM Manager
AUTOSAR_CP_SWS_NVRAMManager

[8] Specification of GPT Driver
AUTOSAR_CP_SWS_GPTDriver

[9] Specification of Synchronized Time-Base Manager
AUTOSAR_CP_SWS_SynchronizedTimeBaseManager

[10] Specification of Default Error Tracer
AUTOSAR_CP_SWS_DefaultErrorTracer

[11] Specification of Diagnostic Event Manager
AUTOSAR_CP_SWS_DiagnosticEventManager

[12] System Template
AUTOSAR_CP_TPS_SystemTemplate

3.2 Related standards and norms

[3, ISO-7498-1]

3.3 Related specification

AUTOSAR provides a General Specification on Basic Software [4] which is also valid for Dlt.

4 Constraints and assumptions

4.1 Limitations

VFB Trace only supports the non-verbose mode. I.e., the Dlt module will send out the arguments in a raw format, simply doing a memory copy of the arguments to the trace message.

The Dlt data type model does NOT support arbitrarily nested complex data types, which AUTOSAR does. So there is no generic way to transform arguments given to the VFB Trace hook functions into Dlt data types needed for the verbose mode.

An ASAM Fibex description cannot be generated by the Dlt module as the in-memory representation might not be compliant to the SWCD data type description of the arguments.

4.2 Applicability to car domains

This basic software module can be used for all car domains.

5 Dependencies to other modules

5.1 RTE

The RTE [5] (including the VFB and the BSW Scheduler) is used to interact with SW-Cs to generate Log and Trace messages and to call the Dlt module's Tx function cyclically.

5.2 PDU Router

In order to transmit Dlt messages on the communication bus, the Dlt module interacts with the PDU Router[6].

5.3 NvM

In order to load and store altered configurations like filter settings and/or Log Channel assignments, the NvM module[7] can optionally be used.

5.4 GPT

In order to derive a time stamp, the GPT module[8] can be used for this purpose.

5.5 StbM

In order to get a synchronized time value (Local Time Base derived from Global Time Base) in standard/extended format., the StbM module[9] can be used for this purpose.

5.6 DET

In order to be able to report default errors and to forward DET errors to the communication bus, the Dlt module has to interact with the DET module[10]. However, the interaction with DET is optional.

5.7 DEM

In order to be able to report development errors and to transmit DEM events on the communication bus, the Dlt module has to interact with the DEM module[11] using a CDD and/or a SW-C. No standardized interaction between DEM and DLT is available.

6 Requirements Tracing

The following tables reference requirements specified in an upper tracing level context and links to the fulfillment of these. Please note that if column “Satisfied by” is empty for a specific requirement, this means that this requirement is not fulfilled by this document.

Requirement	Description	Satisfied by
[SRS_BSW_00101]	The Basic Software Module shall be able to initialize variables and hardware in a separate initialization function	[SWS_Dlt_00239]
[SRS_BSW_00344]	BSW Modules shall support link-time configuration	[SWS_Dlt_00239]
[SRS_BSW_00358]	The return type of init() functions implemented by AUTOSAR Basic Software Modules shall be void	[SWS_Dlt_00239]
[SRS_BSW_00404]	BSW Modules shall support post-build configuration	[SWS_Dlt_00239]
[SRS_BSW_00405]	BSW Modules shall support multiple configuration sets	[SWS_Dlt_00239]
[SRS_BSW_00414]	Init functions shall have a pointer to a configuration structure as single parameter	[SWS_Dlt_00239] [SWS_Dlt_00437]
[SRS_BSW_00497]	Handling of corrupted NV data.	[SWS_Dlt_00709] [SWS_Dlt_00714]

Table 6.1: Requirements Tracing

7 Functional specification

7.1 Dlt specification

The following chapters describe the AUTOSAR specific data and control paths the Dlt module needs for the interaction with SW-Cs, PduR, and an external client (logging tool).

7.1.1 Dlt commands

The Dlt Protocol specifies various Dlt Commands, identified by unique Service IDs, which are used to dynamically modify the behavior of the Dlt module at runtime. Crucially, these commands support the use case of enabling or disabling trace and log messages at different levels, as well as setting the specific log levels generated by different sources across the ECU. This allows external logging tools to query current configurations and actively alter filter settings without needing to recompile or restart the software.

[SWS_Dlt_00643] Supported Service ID to Dlt Command Name mapping ⌈

Service ID	Dlt Command Name	Description
0x01	SetLogLevel	Set the Log Level
0x02	SetTraceStatus	Enable/Disable Trace Messages
0x03	GetLogInfo	Return the LogLevel for registered SW-Cs
0x04	GetDefaultLogLevel	Return the Log Level for wildcards
0x05	StoreConfiguration	Store the current configuration non-volatile
0x06	ResetToFactoryDefault	Set the configuration back to default
0x0A	SetMessageFiltering	Enable/Disable the Dlt filters
0x11	SetDefaultLogLevel	Set the LogLevel for wildcards
0x12	SetDefaultTraceStatus	Enable/Disable Trace Messages for wildcards
0x15	GetDefaultTraceStatus	Get the current TraceLevel for wildcards
0x17	GetLogChannelNames	Return the name(s) of the Log Channel(s)
0x1F	GetTraceStatus	Get the current trace status (on/off)
0x20	SetLogChannelAssignment	Add/ Remove the given LogChannel as output path
0x21	SetLogChannelThreshold	Set the filter threshold for the given Log Channel
0x22	GetLogChannelThreshold	Get the filter threshold for the given LogChannel
0x23	BufferOverflowNotification	Indication of a buffer overflow within the DLT module
0x24	SyncTimeStamp	Reports synchronized absolute time
0x13	GetSoftwareVersion	Get the ECU software version

⌋

Note: The layouts of the defined Dlt Commands, which can be received via Dlt Control Messages, are defined in [1].

7.1.2 Dlt interaction with software components

The Dlt module offers interfaces SW-Cs can use for sending Log and Trace Messages as shown in 7.1.

Optionally, SW-Cs can provide a port for notifications on log level threshold and trace status changes, which are provided by the Dlt module separately for every tuple of `DltSwcApplicationId`/`DltSwcContextId`. These notifications can be used to avoid already the generation of Log and Trace Messages by the SW-Cs, instead of having them to be filtered out later on by the Dlt module.

Since the Dlt module supports multiple instances of SW-Cs, which use the same tuples of `DltSwcApplicationId`/`DltSwcContextId`, an additional `DltSwcSessionId`) parameter allows distinguishing log/trace messages from different instances of the same SW-C.

To separate those SW-Cs technically from each other and to avoid that SW-Cs have to use unique `DltSwcSessionId`)s in calls to `SendLogMessage`/`SendTraceMessage` (details, see next chapters), the Dlt module provides a dedicated `PPortPrototype` per configured SW-C (see configuration parameter `DltSwcSessionId`) where the SessionId is managed as a port-defined-argument.

If a configured SW-C is marked as being interested in notifications on log level and trace state changes, the Dlt module also provides a corresponding `RPortPrototype` to notify the respective SW-C.

The information, which SW-C is responsible for which `DltSwcApplicationId`/`DltSwcContextId` tuples, is configured for the SW-C and/or updated by the SW-C during runtime with a call to `Dlt_RegisterContext` and `Dlt_UnregisterContext` respectively.

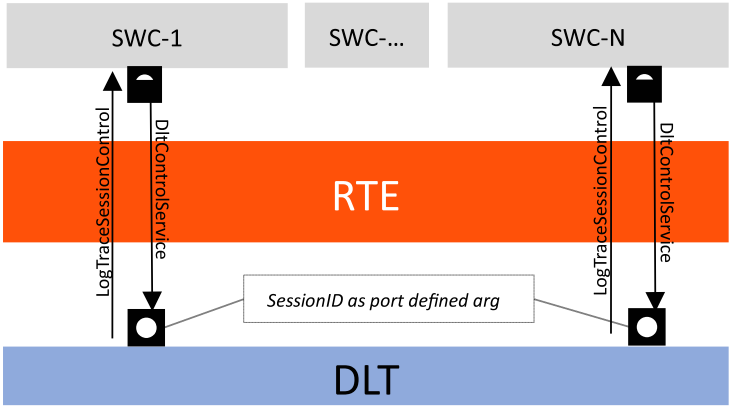

Figure 7.1: Interaction with SW-C (Port configuration)

[SWS_Dlt_00644] ⌈The Dlt module shall provide a PPortPrototype, SwcMessageService, typed by interface DltSwcMessageService for each configured SW-C (see DltSwc).⌋

[SWS_Dlt_00645] ⌈The PPortPrototype SwcMessageService typed by interface DltSwcMessageService has Dlt_SessionIDType as a port-defined argument.⌋

[SWS_Dlt_00646] ⌈The Dlt module shall provide an RPortPrototype, SessionControlCallback, typed by interface LogTraceSessionControl, for each configured SW-C (see configuration container DltSwc), where the configuration parameter DltSwcSupportLogLevelAndTraceStatusChangeNotification is set to TRUE.⌋

[SWS_Dlt_00647] ⌈The DltSwcApplicationId/DltSwcContextId tuples for which the SW-C is responsible for and therefore needs to be notified in case of log level or trace state changes shall be deduced from configuration parameter DltSwcContext .⌋

7.1.2.1 Registering ApplicationIDs and ContextIds to Dlt

To effectively monitor ECU activity, users need to know exactly what information can be traced or logged at any given time. Therefore, each Application or BSW module that intends to produce log and trace messages must dynamically register itself to the Dlt module using a tuple of its ApplicationID and ContextId. This dynamic registration ensures that log messages from different ECUs can be merged to understand the behavioral relationships of distributed applications. Furthermore, it allows the Dlt module to independently manage log levels and trace states for each tuple and to notify the respective software component whenever a monitoring level changes.

Note: Because the development of SWCs are part of this specification, the Dlt module has to collect this information at runtime.

[SWS_Dlt_00765] ⌈The Dlt module shall remember all tuples of DltSwcApplicationIds and DltSwcContextIds of the SW-Cs, which register to the Dlt module.⌋

[SWS_Dlt_00766] ⌈The Dlt module shall manage a log level and a trace state for every tuple of DltSwcApplicationId and DltSwcContextId.⌋

Note: In addition, a dynamic registration supports the possibility for the Dlt module to see which SW-C/runnable is active and which not. This is essential to know which SW-C to inform in case of a log level or trace status change.

When a SW-C is calling the Dlt_RegisterContext method of the DltSwcMessageService interface, a port defined argument value is provided sessionId to the Dlt module.

The value of this port defined argument corresponds to LogTraceSessionControl interface of the SW-C/runnable for providing information about the changing of a log level to the SW-C/runnable.

[SWS_Dlt_00021] ⌈The Dlt module shall remember the relation between the registered tuple of DltSwcApplicationId/DltSwcContextId, and the port interface where this tuple is registered.⌋

[SWS_Dlt_00768] ⌈If the parameter DltGeneralRegisterContext-Notification is set to TRUE, every time Dlt_RegisterContext is called, the Dlt module shall send the Dlt Control Message Dlt_GetLogInfo containing the provided DltSwcApplicationId/DltSwcContextId.⌋

7.1.2.2 Unregistering ApplicationIDs and ContextIds to Dlt

In case a SW-C is going to be stopped, it should unregister itself. This information can be used to inform an external client (e.g. a logging device) about the current SW-C status.

[SWS_Dlt_00773] ⌈The Dlt module shall delete all tuples of DltSwc-ApplicationIds and DltSwcContextIds of the SW-Cs which unregister to the Dlt module from the list of registered applications.⌋

Note: For these tuples, the Dlt module will not try to notify the corresponding SWC any more about LogLevel changes.

[SWS_Dlt_00774] ⌈If the parameter DltGeneralRegisterContext-Notification is set to TRUE, every time Dlt_UnregisterContext is called, the Dlt module shall send the Dlt Control Message Dlt_GetLogInfo containing the provided DltSwcApplicationId/DltSwcContextId with parameter status set to 5.⌋

7.1.2.3 Using port defined argument values for the definition of SessionIds

For every function call of Dlt_SendLogMessage, Dlt_SendTraceMessage, Dlt_RegisterContext and Dlt_UnregisterContext, a port defined argument value needs to be provided.

[SWS_Dlt_00022] ⌈Port defined argument values shall be used by the Dlt module as SessionIds.⌋

Note: A session is the part of a SW-C for which a log level monitor is responsible. For each log level monitor the same SessionId (port defined argument value) shall be used.

[SWS_Dlt_00023] ⌈The port defined argument value corresponds to the defined SessionID. The value shall start at `0x1000` (for BSW modules the module ID is taken).⌋

[SWS_Dlt_00332] ⌈Each port of a SW-C connected to the Dlt module shall have a unique SessionId as port defined argument. The range of SessionIds shall be continuous.⌋

7.1.3 VFB trace

As automotive systems integrate an increasing number of Applications into single ECUs, inter-application communication shifts from external, traceable buses (like CAN or FlexRay) to local internal communication. To understand this complex internal communication, it is critical to trace the system-inherent data flowing over the Virtual Functional Bus (VFB) and all function calls to Applications (excluding standard RTE system calls). The VFB trace mechanism, provided by the RTE generation system and handled by the Dlt module, fulfills this need by implicitly forwarding SW-C communication data to the Dlt module without requiring explicit API calls from the SW-Cs. This enables detailed tracing of the VFB interface and grants access to the VFB for advanced diagnostic services.

7.1.3.1 Interfaces provided by Dlt for VFB traces

In case the Dlt module is used as a VFB trace client, the RTE has to be configured accordingly. This means that the RTE configuration parameter `RteVfbTraceClient.shortName` has to be configured with value `"Dlt"`.

Overall, VFB tracing is enabled in the `RteVfbTraceEnabled` by setting `RteVfbTraceEnabled=TRUE` (`SWS_Rte_08000`).

From its configuration, the RTE generator then updates in Generation Phase the RTEs Basic Software Module Description with BswModuleEntries for each configured VFB trace hook function. Those BswModuleEntries exactly describe the expected function prototype the configured trace clients have to provide:

- The expected function name is defined by the `shortName`.
- The rest of the expected signature is defined by the contained arguments.

The Dlt module has to provide the implementation for all BswModuleEntries, which are referenced by the attribute outgoingCallback of the BswModuleDescription of the RTE, whose `shortName` starts with `"Rte_Dlt"`.

[SWS_Dlt_00284] ⌈The Dlt module shall be compliant to the VFB trace described in [5].⌋

[SWS_Dlt_00276] ⌈The Dlt module shall provide the possibility to trace all kinds of trace events described in the SWS RTE.⌋

[SWS_Dlt_00027] ⌈The Dlt module shall provide the implementation of the hook functions for every configured event given by an BswModuleEntry, which owns a `shortName` starting with `"Rte_Dlt"` provided by the BswModuleDefinition of the RTE.⌋

[SWS_Dlt_00335] ⌈The prototype of this hook function is to be taken from the Bsw ModuleEntry of the BSWModuleDescription of the RTE.⌋

7.1.3.2 Generating hook functions

[SWS_Dlt_00285] ⌈Because the interface `Dlt_SendTraceMessage` is a SW-C interface, an internal function which is equivalent to `Dlt_SendTraceMessage`, shall be implemented to be called by the generated hook functions.⌋

[SWS_Dlt_00277] ⌈In the hook function the internal representation of `Dlt_SendTraceMessage` shall be called. This call shall be in non-verbose mode.⌋

[SWS_Dlt_00278] ⌈The payload for this hook function call shall be filled with the arguments provided by the hook function. All data transported with the arguments shall be provided.⌋

[SWS_Dlt_00632] ⌈The argument data shall be written in raw format to the payload.⌋

[SWS_Dlt_00279] ⌈Every hook function shall get its own `DltSwcContextId`.

In some cases some events can be bundled to the same ContextId. This shall mostly be done if a very large number of signals are traced.⌋

[SWS_Dlt_00337] ⌈The ApplicationID shall be `"VFBT"`.⌋

[SWS_Dlt_00484] ⌈The Message Type (MSTP) entry in the generated trace message shall be set to `DLT_TYPE_APP_TRACE`, the Message Trace Info (MSTI) entry in this case shall be set to `DLT_TRACE_VFB`.⌋

[SWS_Dlt_00280] ⌈Because non-verbose mode is used, a unique Message ID as defined in [SWS_Dlt_00031] shall be used for each call to `Dlt_SendTraceMessage`.⌋

Note: The description for the Message ID-payload shall be generated and provided. This description can be generated from the SW-C description file, were the interface is described.

[SWS_Dlt_00281] ⌈In each hook function the trace status of the ContextId shall be checked, such that:

```
/*
   Check the trace status of the ContextId before calling Dlt_SendTraceMessage
   "vfb_actual_trace_status_contextXY" holds the trace status for a specific ContextId
```

```
*/
if (vfb_actual_trace_status_contextXY) {
  <internal_Dlt_SendTraceMessage>(...);
```

⌋

[SWS_Dlt_00282] ⌈Dlt shall use for every VFB trace hook function an own DltSwcContextId and thus handle for every VFB trace DltSwcContextId a separate trace status. This can be done with a separate variable.⌋

[SWS_Dlt_00283] ⌈A separate function shall be implemented to modify the trace status of VFB trace hook functions. This function shall be harmonized with the SW-C LogTraceSessionControl interface.⌋

7.1.4 Log messages from DEM

[SWS_Dlt_00377] ⌈The ApplicationID, ContextId and Message ID of a Log Message sent for a DEM event shall have the following values:

ApplicationID = "DEM"

ContextId = "STD0"

MessageID = 0x00000001⌋

7.1.5 Recommendation for generation of Message IDs

The payload of non-verbose messages contains the Message ID. The Message ID shall be unique for an ECU. The problem is that Message IDs are provided by a SW-C (the user of Dlt) and at the point in time when coding of the log and trace message calls are done there is no instance to guarantee the uniqueness of used Message IDs.

A possible solution is to map all Log Messages in a virtual memory segment and then use the memory address as Message ID. Another solution is to have an authoring tool that is responsible for the uniqueness of the Message IDs.

In addition, it could be possible to fix Message ID values during the post build process, so uniqueness for the ECU can be guaranteed.

It is important to provide for every Message ID a description for the associated message.

[SWS_Dlt_00031] ⌈MessageIds used for DEM (0x00000001) and DET (0x00000002), and Trace Messages (0x00000003) are reserved and therefore not usable for SW-Cs.⌋

7.1.6 Startup behavior

The Dlt module specifies several configuration parameters, which can be reconfigured during runtime via API calls or via Dlt control messages.

This means, that those configuration parameters respectively data structures, which are based on them, have to be loaded into runtime variables during the startup of the Dlt module.

During the ECU startup phase, SW-Cs and other BSW modules may begin generating log and trace data before the Dlt module's main initialization phase is fully accomplished. For example, global or static objects instantiated before the main event loop is entered might generate useful log information within their constructors. To guarantee that the Dlt module can provide its logging services early and handle all interface calls without crashing, the Dlt module is designed to provide an early logging capability. It utilizes a standard C-initialized memory buffer to safely store these early log message attempts and new log context creations. Once the Dlt module completes its initialization and loads its runtime configuration, it automatically processes and transmits this buffered data.

The described functionalities result in the requirements below:

[SWS_Dlt_00003] ⌈The Dlt module shall be able to buffer data coming from calls to `Dlt_SendLogMessage` and/or `Dlt_SendTraceMessage` even if the Dlt module has not been initialized yet.⌋

[SWS_Dlt_00648] ⌈When the `Dlt_Init` is called, the optional timer `DltGeneralStartUpDelayTimer` shall be started if configured.⌋

[SWS_Dlt_00649] ⌈If the parameter `DltGeneralNvRAMSupport` is disabled, static Dlt module configuration shall be used for initialization.⌋

[SWS_Dlt_00005] ⌈As soon as the Dlt module is initialized by `Dlt_Init` and the optional timer `DltGeneralStartUpDelayTimer` has expired, all the log and trace data, which has been buffered meanwhile, shall be processed according to [SWS_Dlt_00651], using the configured filter settings.⌋

7.1.7 Persistent storage of configuration

The Dlt module supports extensive runtime configuration to adapt logging behavior to varying diagnostic and bandwidth requirements. To ensure that such customized settings, including filter configurations and log channel assignments, are consistently restored across ECU startups, the module provides a mechanism for persistent storage. By optionally integrating with the `NVRamManager` module, the Dlt module can store runtime-modified configuration data in non-volatile memory. This enables the logging configuration to be safely retained and automatically recovered after an ECU reset or

restart. For this reason, it is recommended that `Dlt_Init` be invoked only after the NvM module has completed its initialization.

[SWS_Dlt_00451] ⌈If the parameter `DltGeneralNvRAMSupport` is set to `TRUE`, non-volatile memory blocks shall be used by the Dlt module to store the current Dlt configuration persistently.⌋

[SWS_Dlt_00449] ⌈If the parameter `DltGeneralNvRAMSupport` is set to `TRUE`, the Dlt module has to verify the validity of the non-volatile blocks used.⌋

[SWS_Dlt_00350] ⌈If the parameter `DltGeneralNvRAMSupport` is set to `TRUE`, the stored Dlt configuration shall be used as initial values.⌋

Note: Initial values in this case are the initial values for the persistent stored values for the first startup of the ECU.

[SWS_Dlt_00078] ⌈Storing the current configuration to NvRAM shall only be done if the parameter `DltGeneralNvRAMSupport` is enabled and the storing has been explicitly requested by the Dlt Command `Dlt_StoreConfiguration`.⌋

Note: To store the current configuration to NvRAM, the API `NvM_WriteBlock` is used.

7.1.8 Sending of Log and Trace Messages

The Dlt data path describes the flow a Dlt Log and Trace Message takes from the source to the sink. The source can be either a SW-C or a BSW module, whereas the PDU Router is representing the sink.

Figure 7.2 provides an overview of the separate steps to send a Dlt message on the communication bus:

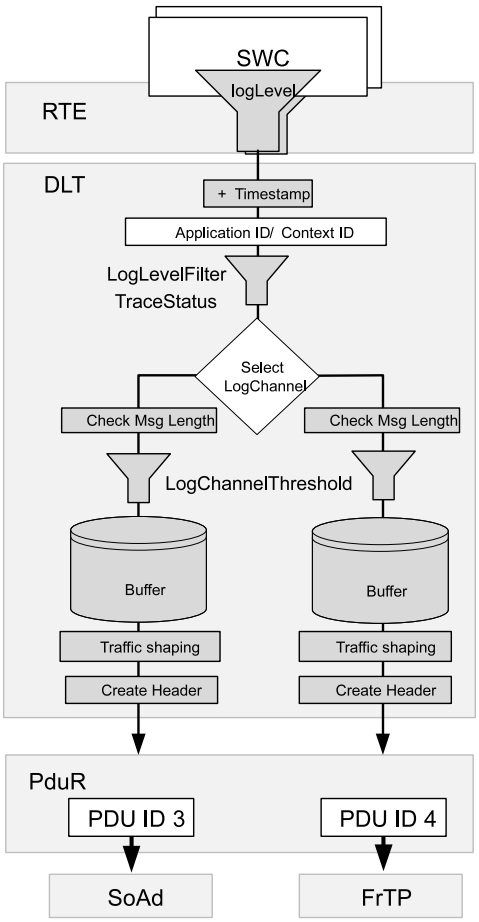

Figure 7.2: Example Tx Data Path

Sending of Log and Trace messages is done with the dedicated functions `Dlt_SendLogMessage` and `Dlt_SendTraceMessage`.

Two additional functions exist that allow to give additional attributes to Log and Trace messages. These functions are named `Dlt_SendLogMessageWithAttributes` and `Dlt_SendTraceMessageWithAttributes` respectively. These two are pure supersets of the previously mentioned ones, which remain in the Standard for backwards-compatibility and convenience purposes, for the common case where no additional attributes are needed.

Please note that throughout this document, whenever the functions `Dlt_SendLogMessage` or `Dlt_SendTraceMessage` are being mentioned, these need to be understood as a shorthand notation a for `Dlt_SendLogMessage` or `Dlt_SendLogMessageWithAttributes` and `Dlt_SendTraceMessage` or `Dlt_SendTraceMessageWithAttributes` respectively, unless otherwise noted.

[SWS_Dlt_00787]

Status: DRAFT

⌈Calling the function `Dlt_SendLogMessageWithAttributes` with the parameter attributes set to `NULL` shall be equivalent to calling the function `Dlt_SendLogMessage` with the remaining parameters.⌋

[SWS_Dlt_00782]

Status: DRAFT

⌈Calling the function `Dlt_SendTraceMessageWithAttributes` with the parameter attributes set to `NULL` shall be equivalent to calling the function `Dlt_SendTraceMessage` with the remaining parameters.⌋

[SWS_Dlt_00783]

Status: DRAFT

⌈If the configuration parameter `DltProtocolVersion` is set to 1, a call to `Dlt_SendLogMessageWithAttributes` or `Dlt_SendTraceMessageWithAttributes` where the attribute's argument is `non-NULL`, shall return with `DLT_E_NOT_SUPPORTED`.⌋

[SWS_Dlt_00650] ⌈The following steps describe the logical order, in the context of calls to `Dlt_SendLogMessage` or `Dlt_SendTraceMessage`:

- Generate timestamp (see chapter *"Generating the timestamp"*)
- Filter message (see chapter *"Message filtering"*)
- Select target LogChannel(s) (see chapter *"Select target LogChannel"*)
- Check Message length (see chapter *"Check message length"*)
- Apply the current LogChannel threshold (see chapter *"Apply LogChannel LogLevelThreshold"*)
- Copy Dlt message to LogChannel specific buffer (see chapter *"Copying Dlt message to the LogChannel buffer"*)
- Apply the message attributes, if any are present and supported (see chapter *"Apply the message attributes, if any are present and supported"*)

⌋

Note: Because of optimizations in an implementation, the order might be changed. For instance, a typical optimization could be, that the Dlt header, which is created by Dlt module for each Dlt message, is NOT saved to the LogChannel specific buffer per Dlt message, but is created on-the-fly directly before sending the message to `PduR`.

[SWS_Dlt_00651] ⌈The following steps have to be taken deferred/decoupled from the context of calls to `Dlt_SendLogMessage` or `Dlt_SendTraceMessage`:

- Send Dlt message to PduR according to TrafficShaping settings (see chapter *"Sending messages from LogChannel Buffer"*)
- Create Dlt Header according to header settings (see chapter *"Create Dlt message header"*)
- Remove the Dlt message from the LogChannel specific buffer (see chapter *"Removing messages from LogChannel buffer"*)

⌋

7.1.8.1 Generating the timestamp

Depending of the current configuration, a timestamp may be added to the Dlt message.

[SWS_Dlt_00652] ⌈Only if the parameter DltHeaderUseTimestamp is set to TRUE, shall the Dlt module fetch a timestamp.⌋

[SWS_Dlt_00653] ⌈If the parameter DltHeaderUseTimestamp is set to TRUE, but the Dlt module cannot fetch a timestamp for any reason, the timestamp shall be set to 0x00000000.⌋

[SWS_Dlt_00654] ⌈If the parameter DltHeaderUseTimestamp is set to TRUE and DltGeneralGptChannelRef is configured, the Dlt module shall call the API Gpt_GetTimeElapsed with the configured channel reference (see DltGeneralGptChannelRef) to fetch the elapsed time.⌋

[SWS_Dlt_00655] ⌈If the parameter DltHeaderUseTimestamp is set to TRUE and DltGeneralStbMTimeBaseRef is configured, the Dlt module shall call the API StbM_GetCurrentTime with the configured time base reference (see DltGeneralStbMTimeBaseRef) to fetch the current synchronized time and calculate the elapsed time.⌋

7.1.8.2 Message filtering

Message filtering means to accept or discard an incoming log or trace message based on the DltSwcApplicationId/DltSwcContextId tuple, which is assigned to that message.

Filtering differs slightly between Log Messages (Dlt_SendLogMessage) and trace messages (Dlt_SendTraceMessage).

[SWS_Dlt_00656] ⌈For Dlt Log Messages, the highest LogLevel Threshold shall be defined as DLT_LOG_VERBOSE⌋

[SWS_Dlt_00657] ⌈For Dlt Log Messages, the lowest LogLevel Threshold shall be defined as DLT_LOG_OFF.⌋

Note: The Dlt_MessageLogLevelType defines all possible Log Message filter levels.

[SWS_Dlt_00658] ⌈For Log Message filtering the Dlt internally manages LogLevel threshold to DltSwcApplicationId/DltSwcContextId tuple mappings (see configuration parameter DltLogLevelThreshold).⌋

[SWS_Dlt_00659] ⌈For trace message filtering the Dlt internally manages trace activation state to DltSwcApplicationId/DltSwcContextId tuple mappings (see configuration parameter DltTraceStatusAssignment).⌋

Note: The matching algorithm for finding the proper mapping element (containing a threshold log level value in the Log Message case respectively containing a trace activation state in the trace message case) is identical for Log Messages and trace messages.

[SWS_Dlt_00661] ⌈The Dlt module shall find a matching mapping element (log level threshold respectively trace activation state) for the DltSwcApplicationId/DltSwcContextId tuple contained in a Dlt_SendLogMessage or Dlt_SendTraceMessage call. To do so, the following steps shall be performed:

- Check whether a mapping element exists, where DltSwcApplicationId/DltSwcContextId tuple of mapping element equals to the DltSwcApplicationId/DltSwcContextId tuple of the log/trace message. If such a mapping element exists, the matching mapping element is found.
- In case no match has been found in step 1, check whether a mapping element exists, where the DltSwcApplicationId equals the ApplicationID of the log/trace message and the DltSwcContextId of mapping element equals wildcard (value 0x00000000). If such a mapping element exists, the matching mapping element is found.
- In case no match has been found in step 1 and 2, the matching mapping element is the current DefaultLogLevelThreshold respectively the current Default TraceStatus.

⌋

[SWS_Dlt_00662] ⌈In the Dlt_SendLogMessage case, the found mapping element is a log level threshold. If the log level value of the Log Message is numerically higher than this log level threshold, the Log Message is not further processed and E_OK is returned.⌋

[SWS_Dlt_00663] ⌈In the Dlt_SendTraceMessage case, the found mapping element is a trace activation state. If the value of the trace activation state is FALSE, the message is not further processed and E_OK is returned.⌋

7.1.8.3 Select target LogChannel

In this step, the Dlt module identifies on which LogChannel(s) the log or trace message will be transmitted.

[SWS_Dlt_00664] ⌈For LogChannel selection the Dlt module manages LogChannel to `DltSwcApplicationId`/`DltSwcContextId` tuple mappings. (see configuration parameter `DltLogChannelAssignmentSwcContextRef`).⌋

Note: There can be several LogChannels configured for a given `DltSwcApplicationId`/`DltSwcContextId` tuple contained in a `Dlt_SendLogMessage` or `Dlt_SendTraceMessage` call.

[SWS_Dlt_00665] ⌈To find the matching LogChannels for the `DltSwcApplicationId`/`DltSwcContextId` tuple contained in a `Dlt_SendLogMessage` or `Dlt_SendTraceMessage` call, the Dlt module shall do the following steps:

- From all mapping elements, where `DltSwcApplicationId`/`DltSwcContextId` tuple of mapping element equals to the `DltSwcApplicationId`/`DltSwcContextId` tuple of the log/trace message, the LogChannel shall be added to the list of output LogChannels.
- From all mapping elements, where ApplicationID of mapping element equals to the ApplicationID of the log/trace message AND the ContextId of mapping element equals wildcard (value `0x00000000`), the LogChannel shall be added to the list of output LogChannels.
- If the list of output LogChannels is still empty after step 1 and 2. The default Log Channel (see configuration parameter `DltDefaultLogChannelRef`) shall be added to the list of output LogChannels.

⌋

7.1.8.4 Check message length

[SWS_Dlt_00666] ⌈If the Dlt message length including the required Dlt headers exceeds the configured value given by `DltLogChannelMaxMessageLength` for all assigned LogChannels, discard this Dlt message and return `DLT_E_MSG_TOO_LARGE`.⌋

Note: If the message is short enough for at least one assigned LogChannel, continue to process this message for all LogChannels where the message is short enough.

7.1.8.5 Apply LogChannel LogLevelThreshold

In this step, the Dlt module decides, individually for each identified log and trace channel, whether the current log or trace message may pass or not.

[SWS_Dlt_00667] ⌈Log messages with a log level numerically higher than the configured value of LogChannel threshold for the identified LogChannel shall be discarded and `E_OK` shall be returned. This shall be done on each LogChannel from the list of output LogChannels for the Log Message, considering [SWS_Dlt_00665].⌋

[SWS_Dlt_00668] ⌈Trace messages shall be filtered out, when the config parameter `DltTraceStatus` is `FALSE` for the identified LogChannel. That means they do not proceed to the next processing step and `E_OK` is returned.⌋

7.1.8.6 Copying Dlt message to the LogChannel buffer

In this step the Dlt module copies the Dlt message to all buffers of the LogChannels, which the Dlt message is assigned to.

[SWS_Dlt_00669] ⌈The Dlt module shall copy the log/trace message which has passed the message filters to all assigned target LogChannel buffers where the Dlt message length is not larger than `DltLogChannelMaxMessageLength` of the respective LogChannel.⌋

[SWS_Dlt_00670] ⌈If there was not enough space to copy the complete message to any of the assigned LogChannel's buffer, `DLT_E_NO_BUFFER` shall be returned and the Dlt log and trace message shall be discarded.

In addition, check each assigned buffer whether it was already full before, i.e., check Dlt internal flags to store a buffer overflow event:

- If the buffer overflow flag is currently not set for this buffer:
  - Set the buffer overflow flag to indicate the occurrence of a buffer overflow
  - The Dlt log and trace message shall be discarded
- If the buffer overflow flag for this buffer was already set for this buffer:
  - The Dlt log and trace message shall be discarded
- Send Dlt Control Message(s) "BufferOverflowNotification" according to the configuration. Please refer to chapter (*"BufferOverflowNotification"*)

⌋

Note: The cyclically called `Dlt_TxFunction` checks the status of the buffer overflow flag and the de-bounce time for sending buffer overflow notifications. This function also sets back the flag cyclically according to a buffer overflow notification.

[SWS_Dlt_00671] ⌈If a new message has been copied successfully to the assigned LogChannel's buffer, the message counter shall be increased by 1. This message counter value shall be stored for the Dlt message.⌋

Note: When the Dlt message is going to be transmitted, this message counter value will be written into the Message Counter Field (MCNT).

[SWS_Dlt_00672] ⌈If a new message has been copied successfully to at least one LogChannel buffer, DLT_OK shall be returned.⌋

7.1.8.7 Apply the message attributes, if any are present and supported

Optional attributes can be added to a message when using the APIs `Dlt_SendLogMessageWithAttributes` or `Dlt_SendTraceMessageWithAttributes`, and if the configuration parameter `DltProtocolVersion` is set to 2 or higher.

The attributes are given as an additional function argument of type pointer to `Dlt_MessageAttributesType`.

The `Dlt_MessageAttributesType` structure has been designed to be extensible; any future extension of this structure will be provided as new fields, either with an in-band "invalid" state (e.g. a null pointer), or with a separate bool flag denoting the existence of a meaningful value for the subsequent field.

Therefore, prior to calling a function defined in this standard which reads values from a `Dlt_MessageAttributesType` structure (such as `Dlt_SendLogMessageWithAttributes`), the application shall ensure that all members of the structure, including any additional non-standardized members, are initialized with default initialization.

This can be done, for instance, with:
`Dlt_MessageAttributesType attributes = { 0 };`

The `messageTags` field of the `Dlt_MessageAttributesType` type constitutes a pointer to an array of strings. This array has to be "terminated" with a null-pointer.

An implementation might typically read this field with code such as:

```
const char** tags = attributes->messageTags;
int i;
for (i = 0; tags && (tags[i] != NULL); ++i) {
    const char* t = tags[i];
    ....
}
```

7.1.8.8 Sending messages from LogChannel Buffer

[SWS_Dlt_00780] ⌈The sending of Dlt messages via the `PduR` API shall be decoupled from the `Dlt_SendLogMessage` and `Dlt_SendTraceMessage` API call.⌋

Note: The decoupling is done because of the following reasons:

- Shortening runtime of calls from the SW-Cs/BSWs which trigger log/trace messages, to reduce blocking time.

- In case traffic shaping functionality is enabled, the transmissions have to be processed by an asynchronous cyclic BSW entity anyway.
- In case retry feature is enabled a decoupled BSW entity, which cares for retries, is needed anyway.

[SWS_Dlt_00673] ⌈The Dlt module shall transmit Dlt messages collected in the Log Channel specific buffer from the context of the `Dlt_TxFunction` function.⌋

[SWS_Dlt_00674] ⌈The Dlt Message Header shall be assembled before `PduR_DltTransmit` is called.⌋

Note: For details regarding the assembling of the Dlt Message Header, please refer to the next section.

[SWS_Dlt_00675] ⌈The Dlt module shall use the `PduR_DltTransmit` function to send the Dlt message with the configured `DltTxPduId`.⌋

[SWS_Dlt_00677] ⌈The Dlt module shall monitor a transmit counter for each Dlt message in a LogChannel specific buffer. Each time it calls `PduR_DltTransmit` for a Dlt message in the buffer, it shall increment the transmit counter.⌋

7.1.8.9 Create Dlt message header

[SWS_Dlt_00676] ⌈If the parameter `DltProtocolVersion` is set to 2 or higher, then the WTGS bit shall be set to `TRUE` if the value of the messageTags field of the Dlt_MessageAttributesType value that has been passed to the API `Dlt_SendLogMessageWithAttributes` or `Dlt_SendTraceMessageWithAttributes` is a non-NULL pointer. Otherwise, the WTGS bit shall be set to `FALSE`.⌋

[SWS_Dlt_00660] ⌈If the parameter `DltProtocolVersion` is set to 2 or higher, and the WTGS bit has been set to `TRUE`, then the TAGS field shall be written as follows:

1. The NOTG field shall be set to the number of non-NULL pointers contained in the array pointed to by the `messageTags` field of the `Dlt_MessageAttributesType` value that has been passed to the API `Dlt_SendLogMessageWithAttributes` or `Dlt_SendTraceMessageWithAttributes`.

2. The strings pointed to by the `messageTags` array entries shall be written according to the rules defined by PRS_Dlt_01031.

Otherwise, the TAGS field shall be omitted.⌋

7.1.8.9.1 Assembling the Dlt Header

[SWS_Dlt_00678] ⌈The UEH bit shall be set to 1 if at least one of the parameters DltUseVerboseMode or DltUseExtHeaderInNonVerbMode is set to TRUE. Otherwise, the UEH bit shall be set to 0.⌋

[SWS_Dlt_00679] ⌈The MSBF bit shall be set to 1 if the current platform is BIGENDIAN.⌋

[SWS_Dlt_00680] ⌈The MSBF bit shall be set to 0 if the current platform is LITTLEENDIAN.⌋

[SWS_Dlt_00681] ⌈The WEID bit shall be set to 1 if the parameter DltHeaderUseEcuId is set to TRUE. Else, the WEID bit shall be set to 0.⌋

[SWS_Dlt_00682] ⌈The WSID bit shall be set to 1 if the parameter DltHeaderUseSessionID is set to TRUE. Else, the WSID bit shall be set to 0.⌋

[SWS_Dlt_00683] ⌈The WTMS bit shall be set to 1 if the parameter DltHeaderUseTimestamp is set to TRUE. Else, the WSID bit shall be set to 0.⌋

[SWS_Dlt_00684] ⌈The VERS bits shall always be set to 001.⌋

[SWS_Dlt_00685] ⌈The MCNT field shall be set to the stored value of this Dlt message when it is copied to the LogChannel's buffer.⌋

[SWS_Dlt_00686] ⌈The optional ECU field shall only exist if DltHeaderUseEcuId is set to TRUE.⌋

[SWS_Dlt_00687] ⌈The optional ECU field shall be set to the value configured in DltEcuIdValue. If the configured ECU IDis shorter than 4 byte, the remaining bytes shall be set to 0x00.⌋

[SWS_Dlt_00688] ⌈The optional SEID field shall be set to the value configured via DltSwcSessionId and shall only exist if DltHeaderUseSessionID is set to TRUE.⌋

[SWS_Dlt_00689] ⌈The optional TMSP field shall contain the derived timestamp if DltHeaderUseTimestamp is set to TRUE.⌋

[SWS_Dlt_00690] ⌈The LEN field shall be set to the overall length of the finally assembled Dlt Data Message, which shall be the sum of the length of the Header, the length of the optional Extended Header, and the length of the Payload.⌋

[SWS_Dlt_00784] ⌈If the parameter DltProtocolVersion is set to 2 or higher, then the WPVL bit shall be set to the value of the withPrivacyLevel field of the Dlt_MessageAttributesType value that has been passed to the API Dlt_SendLogMessageWithAttributes or Dlt_SendTraceMessageWithAttributes. Otherwise, the WPVL bit shall be set to FALSE.⌋

[SWS_Dlt_00785] ⌈If the parameter DltProtocolVersion is set to 2 or higher, and the WPVL bit has been set to TRUE, then the PRLV field shall be set to the value of the privacyLevel field of the Dlt_MessageAttributesType value that has been passed to the API Dlt_SendLogMessageWithAttributes or Dlt_SendTraceMessageWithAttributes. Otherwise, the PRLV field shall be omitted.⌋

7.1.8.9.2 Assembling the Dlt Extended Header

[SWS_Dlt_00691] ⌈If the parameter DltUseExtHeaderInNonVerbMode is set to TRUE, the Dlt Extended Header has to be generated for Dlt Data Messages:⌋

[SWS_Dlt_00692] ⌈The VERB bit shall be set to '1 'if the parameter DltUseVerboseMode is set to TRUE. Else, the VERB bit shall be set to 0.⌋

[SWS_Dlt_00693] ⌈The MSTP field shall be set to 0x0 if the Dlt message has to be assembled due to the API call Dlt_SendLogMessage.⌋

[SWS_Dlt_00694] ⌈The MSTP field shall be set to 0x1 if the Dlt message has to be assembled due to the API call Dlt_SendTraceMessage.⌋

[SWS_Dlt_00695] ⌈The MTIN field shall be set accordingly to the Dlt_MessageLogInfo Typ value, which has been passed by the API Dlt_SendLogMessage.⌋

[SWS_Dlt_00696] ⌈The MTIN field shall be set accordingly to the Dlt_MessageTrace InfoType value, which has been passed by the API Dlt_SendTraceMessage.⌋

7.1.8.10 Removing messages from LogChannel buffer

[SWS_Dlt_00697] ⌈A Dlt message, for which PduR_DltTransmit has been called, shall be removed from the LogChannel specific buffer in the following cases:

- PduR_DltTransmit has returned with E_NOT_OK,
- A positive TX confirmation for this TxPduId has been received, or
- A negative TX confirmation for this DltTxPduId has been received and the transmit counter of the Dlt message is greater than the configured DltLogChannelMaxNumOfRetries.

⌋

7.1.9 Receiving of Dlt commands

The Dlt module can receive Dlt commands via the Rx Data Path and/or via dedicated API calls (see 8). These Dlt commands can be used to control the Dlt module.

[SWS_Dlt_00698] ⌈The Dlt module shall ignore all received Dlt control messages via the Rx Data Path in case the parameter DltGeneralRxDataPathSupport is set to FALSE.⌋

Note: In case the Rx Data Path is disabled, the Dlt client can be controlled via the optional control APIs defined in 8.

[SWS_Dlt_00699] ⌈If DltGeneralRxDataPathSupport is set to TRUE, the Dlt module shall process received Dlt control messages.⌋

[SWS_Dlt_00700] ⌈If a received Dlt command has been executed successfully, OK shall be returned.⌋

7.1.9.1 SetLogLevel

[SWS_Dlt_00701] ⌈If the Dlt command Dlt_SetLogLevel is requested, the new LogLevel shall be stored for the received tuple of DltSwcApplicationId/DltSwcContextId.⌋

[SWS_Dlt_00702] ⌈If the Dlt command Dlt_SetLogLevel is requested, but the received tuple of DltSwcApplicationId/DltSwcContextId is unknown, the Dlt command shall be answered with DLT_E_ERROR.⌋

7.1.9.2 SetTraceStatus

[SWS_Dlt_00703] ⌈If the Dlt command Dlt_SetTraceStatus is requested, the new trace status shall be stored for the received tuple of DltSwcApplicationId/DltSwcContextId.⌋

[SWS_Dlt_00704] ⌈If the Dlt command Dlt_SetTraceStatus is requested, but the addressed tuple of DltSwcApplicationId/DltSwcContextId is unknown, the Dlt command shall be answered with DLT_E_ERROR.⌋

7.1.9.3 GetLogInfo

[SWS_Dlt_00705] ⌈If the Dlt command Dlt_GetLogInfo is requested, the requested logInfo shall be returned.⌋

[SWS_Dlt_00706] ⌈If the Dlt command Dlt_GetLogInfo is requested, but the addressed tuple of DltSwcApplicationId/DltSwcContextId is unknown, the Dlt command shall be answered with DLT_E_ERROR.⌋

7.1.9.4 GetDefaultLogLevel

[SWS_Dlt_00708] ⌈If the Dlt command `Dlt_GetDefaultLogLevel` is requested, the current value of the parameter `DltDefaultLogLevel` shall be returned.⌋

7.1.9.5 StoreConfiguration

[SWS_Dlt_00709]

Upstream requirements: SRS_BSW_00497

⌈If the Dlt command `Dlt_StoreConfiguration` is requested and the configuration parameter `DltGeneralNvRAMSupport` is set to `TRUE`, the following steps shall be performed:

- Call `NvM_WriteBlock` to store the current configuration of the LogChannelAssignment, LogChannelThreshold, and the LogLevelFilter.
  - If `NvM_WriteBlock` returned with `E_OK`, the Dlt command `Dlt_StoreConfiguration` shall return with `E_OK`.
  - If `NvM_WriteBlock` returned with something else than `E_OK`, the Dlt command `Dlt_StoreConfiguration` shall return with `DLT_E_ERROR`.

⌋

[SWS_Dlt_00710] ⌈If the Dlt command `Dlt_StoreConfiguration` is requested and the configuration parameter `DltGeneralNvRAMSupport` is set to `FALSE`, the Dlt command `Dlt_StoreConfiguration` shall return `DLT_E_NOT_SUPPORTED`.⌋

7.1.9.6 ResetToFactoryDefault

[SWS_Dlt_00711] ⌈If the Dlt command `Dlt_ResetToFactoryDefault` is requested and if the parameter `DltGeneralNvRAMSupport` is set to `FALSE`, reset the following runtime parameters to the values stored in the Dlt module's static configuration:

- `DltDefaultLogLevel`
- `DltThreshold`
- `DltDefaultTraceStatus`
- `DltLogChannelThreshold`
- `DltDefaultLogChannelRef`

⌋

[SWS_Dlt_00712] ⌈If the Dlt command Dlt_ResetToFactoryDefault is requested and if the parameter DltGeneralNvRAMSupport is set to TRUE, delete the stored configuration of the NvM by calling NvM_EraseNvBlock and reset the following runtime parameters to the values stored in the Dlt module's static configuration:

- DltDefaultLogLevel
- DltThreshold
- DltDefaultTraceStatus
- DltLogChannelThreshold
- DltDefaultLogChannelRef

⌋

[SWS_Dlt_00713] ⌈If the Dlt command Dlt_ResetToFactoryDefault is requested and if the parameter DltGeneralNvRAMSupport is set to FALSE, E_OK shall be returned if the Dlt module reset the current configuration values to the default configuration successfully.⌋

[SWS_Dlt_00714]

Upstream requirements: SRS_BSW_00497

⌈If the Dlt command Dlt_ResetToFactoryDefault is requested and the parameter DltGeneralNvRAMSupport is set to TRUE, response with "ERROR"

- if the Dlt module could not reset the current configuration to the static default configuration or
- if the stored configuration of the NvM could not be deleted.

⌋

7.1.9.7 SetMessageFiltering

[SWS_Dlt_00775] ⌈If the Dlt command Dlt_SetMessageFiltering is requested, all the Dlt filters shall be enabled/disabled as requested, and the Dlt command shall be answered with E_OK. Disabled filters will allow all messages to pass.⌋

7.1.9.8 SetDefaultLogLevel

[SWS_Dlt_00715] ⌈If the Dlt command Dlt_SetDefaultLogLevel is requested, the parameter DltDefaultLogLevel shall be updated to the received newLogLevel.⌋

7.1.9.9 SetDefaultTraceStatus

[SWS_Dlt_00716] ⌈If the Dlt command `Dlt_SetDefaultTraceStatus` is requested, the parameter `DltDefaultTraceStatus` shall be updated to the received `newTraceStatus`⌋

7.1.9.10 GetDefaultTraceStatus

[SWS_Dlt_00717] ⌈If the Dlt command `Dlt_GetDefaultTraceStatus` is requested, the current value of the parameter `DltDefaultTraceStatus` shall be returned.⌋

7.1.9.11 GetLogChannelNames

[SWS_Dlt_00718] ⌈If the Dlt command `Dlt_GetLogChannelNames` is requested, the number of configured LogChannels and requested number of LogChannel names given by the parameter DltLogChannelName shall be returned.⌋

7.1.9.12 GetTraceStatus

[SWS_Dlt_00719] ⌈If the Dlt Command `Dlt_GetTraceStatus` is requested, the `DltLogTraceStatusFlag` shall be returned for the received tuple of `DltSwcApplicationId`/`DltSwcContextId`.⌋

7.1.9.13 SetLogChannelAssignment

[SWS_Dlt_00720] ⌈If the Dlt command `Dlt_SetLogChannelAssignment` is requested with parameter `addRemoveOp` set to `DLT_ASSIGN_ADD`, add the tuple of `DltSwcApplicationId`/`DltSwcContextId` to the LogChannel with the name provided by the parameter `logChannelName`. The Dlt command shall return `E_OK` even if the tuple was already assigned to the requested LogChannel before.⌋

[SWS_Dlt_00721] ⌈If the Dlt command `Dlt_SetLogChannelAssignment` is requested with parameter `addRemoveOp` set to `DLT_ASSIGN_REMOVE`, remove the tuple of `DltSwcApplicationId`/`DltSwcContextId` from the LogChannel with the name provided by the parameter `logChannelName`. The Dlt command shall return `E_OK` even if the tuple was not assigned to the requested LogChannel before.⌋

Note: If a tuple of DltSwcApplicationId/DltSwcContextId is not assigned explicitly to any specific LogChannel (any more), the mandatory default LogChannel (see DltDefaultLogChannelRef) will be used for transmission.

[SWS_Dlt_00722] ⌈If the Dlt command Dlt_SetLogChannelAssignment is requested with an unknown tuple of DltSwcApplicationId/DltSwcContextId or an unknown LogChannel name, the Dlt command shall return DLT_E_ERROR.⌋

7.1.9.14 SetLogChannelThreshold

[SWS_Dlt_00723] ⌈If the Dlt command Dlt_SetLogChannelThreshold is requested, the DltLogChannelThreshold of the addressed LogChannel shall be set to the value received by the parameter newThreshold

⌋

[SWS_Dlt_00724] ⌈If the Dlt command Dlt_SetLogChannelThreshold is requested and the logChannelName and/or the newThreshold is unknown, the Dlt command shall return DLT_E_ERROR.⌋

7.1.9.15 GetLogChannelThreshold

[SWS_Dlt_00725] ⌈If the Dlt command Dlt_GetLogChannelThreshold is requested, the DltLogChannelThreshold of the addressed LogChannel shall be returned.⌋

[SWS_Dlt_00726] ⌈If the Dlt command Dlt_GetLogChannelThreshold is requested and the logChannelName or the logChannelThreshold is unknown, the Dlt command shall return DLT_E_ERROR.⌋

7.1.10 Sending of Dlt commands

Typically, the Dlt module receives Dlt commands generated by a Dlt logging tool, which are answered by the Dlt module. Only two Dlt commands are triggered for sending by the Dlt module itself:

- Dlt_GetLogInfo (only in case one or more SW-Cs register/unregister themselves)
- BufferOverflowNotification ([PRS_Dlt_00769] in case of a buffer overflow).

7.1.10.1 BufferOverflowNotification

The buffer overflow notification ([PRS_Dlt_00769]) is used to inform the Dlt Logging tool about the loss of Dlt messages. The amount of `BufferOverflowNotifications` on the bus can be limited/de-bounced by configuration. This notification contains a counter which indicates the amount of lost Dlt messages since the last `BufferOverflowNotification`.

[SWS_Dlt_00776] ⌈If the Dlt module detects a buffer overflow, it shall send a Dlt command `BufferOverflowNotification` cyclically (see `DltLogChannelBufferOverflowTimer`) as long as the buffer is still full.⌋

[SWS_Dlt_00777] ⌈The parameter `BufferOverflowNotification.overflowCounter` of the Dlt control message "BufferOverflowNotification" shall be set to the number of lost Dlt messages since the last transmission of the `BufferOverflowNotification`.⌋

7.2 Error Classification

Chapter [4, General Specification of Basic Software Modules] 7.2 *"Error Handling"* describes the error handling of the Basic Software in detail. Above all, it constitutes a classification scheme consisting of five error types which may occur in BSW modules.

Based on this foundation, the following section specifies particular errors arranged in the respective subsections below.

7.2.1 Development Errors

[SWS_Dlt_00727] Definition of development errors in module Dlt ⌈

Type of error	*Related error code*	*Error value*
API service called with wrong parameter	DLT_E_PARAM	0x01
Null pointer has been passed as an argument	DLT_E_PARAM_POINTER	0x02
Initialization failed	DLT_E_INIT_FAILED	0x03
Registration failed	DLT_E_REGISTRATION	0x04

⌋

7.2.2 Runtime Errors

[SWS_Dlt_00728] Definition of runtime errors in module Dlt ⌈

Type of error	*Related error code*	*Error value*
Message could not be sent	DLT_E_SKIPPED_TRANSMISSION	0x05
A deprecated parameter with a value different to 0 for a Dlt command has been received	DLT_E_DEPRECATED_PARAMETER	0x06
Multiple Control Requests at the same time	DLT_E_MULTIPLE_REQUESTS	0x07

⌋

7.2.3 Production Errors

There are no production errors.

8 API specification

8.1 Imported types

In this section all types imported from the following modules are listed:

[SWS_Dlt_91009] Definition of imported datatypes of module Dlt ⌈

Module	*Header File*	*Imported Type*
Comtype	ComStack_Types.h	BufReq_ReturnType
	ComStack_Types.h	PduIdType
	ComStack_Types.h	PduInfoType
	ComStack_Types.h	PduLengthType
	ComStack_Types.h	RetryInfoType
	ComStack_Types.h	TpDataStateType
Gpt	Gpt.h	Gpt_ChannelType
	Gpt.h	Gpt_ValueType
NvM	Rte_NvM_Type.h	NvM_BlockIdType
StbM	Rte_StbM_Type.h	StbM_SynchronizedTimeBaseType
	Rte_StbM_Type.h	StbM_TimeBaseStatusType
	Rte_StbM_Type.h	StbM_TimeStampType
	Rte_StbM_Type.h	StbM_TimeTupleType
	Rte_StbM_Type.h	StbM_UserDataType
	StbM.h	StbM_VirtualLocalTimeType
Std	Std_Types.h	Std_ReturnType

⌋

8.2 Type definitions

8.2.1 Dlt_ConfigType

[SWS_Dlt_00437] Definition of datatype Dlt_ConfigType

Upstream requirements: SRS_BSW_00414

⌈

Name	Dlt_ConfigType	
Kind	Structure	
Elements	implementation specific	
	Type	–
	Comment	The content of the initialization data structure is implementation specific
Description	This is the type of the data structure containing the initialization data for Dlt.	
Available via	Dlt.h	

⌋

8.2.2 Dlt_MessageType

[SWS_Dlt_00224] Definition of datatype Dlt_MessageType ⌈

Name	Dlt_MessageType		
Kind	Enumeration		
Range	DLT_TYPE_LOG	0x00	A log message
	DLT_TYPE_APP_TRACE	0x01	A trace message
	DLT_TYPE_NW_TRACE	0x02	A message forwarded from a communication bus (like CAN, FlexRay)
	DLT_TYPE_CONTROL	0x03	A message for internal use/control sent between Dlt module and external client.
Description	This type describes the type of the message.		
Available via	Dlt.h		

⌋

8.2.3 Dlt_MessageNetworkTraceInfoType

[SWS_Dlt_00233] Definition of datatype Dlt_MessageNetworkTraceInfoType ⌈

Name	Dlt_MessageNetworkTraceInfoType		
Kind	Enumeration		
Range	DLT_NW_TRACE_IPC	0x01	Inter process communication
	DLT_NW_TRACE_CAN	0x02	CAN communication
	DLT_NW_TRACE_ FLEXRAY	0x03	Flexray communication
	DLT_NW_TRACE_MOST	0x04	MOST communication
	DLT_NW_TRACE_ ETHERNET	0x05	Ethernet communication
	DLT_NW_TRACE_SOMEIP	0x06	SOME/IP communication
Description	This type describes transported type of a Dlt BUSMESSAGE.		
Available via	Dlt.h		

⌋

8.2.4 Dlt_ReturnType

[SWS_Dlt_91014] Definition of Std_ReturnType-extension for module Dlt ⌈

Range	DLT_E_MSG_TOO_LARGE	0x02	The message is too large for the configured buffer.
	DLT_E_CONTEXT_ ALREADY_REG	0x03	The software module context has already been registered.
	DLT_E_UNKNOWN_ SESSION_ID	0x04	The provided session id is unknown.
	DLT_E_NO_BUFFER	0x05	No buffer available.

▽

△

	DLT_E_CONTEXT_NOT_YET_REG	0x06	The software module context has not been registered.
	DLT_E_NOT_SUPPORTED	0x07	Operation/Command unsupported.
	DLT_E_ERROR	0x09	Operation/Command failed.
Description	Overlayed return values of `Std_ReturnType` for Dlt APIs.		
Available via	Dlt.h		

⌋

8.3 Function definitions

This chapter contains all APIs provided by the module. This is a list of functions provided for upper layer modules.

8.3.1 Dlt_Init

The `Dlt_Init` service is responsible for the initial setup of the Dlt module using a provided configuration structure. Because the diagnostic logging framework can be extensively configured during runtime, it is crucial to guarantee that the configuration remains identical across every system startup. To achieve this, the initialization function leverages persistently stored log and trace configuration data, ensuring a consistent and predictable logging state whenever the ECU resets.

[SWS_Dlt_00239] Definition of API function Dlt_Init

Upstream requirements: SRS_BSW_00344, SRS_BSW_00404, SRS_BSW_00405, SRS_BSW_00101, SRS_BSW_00358, SRS_BSW_00414

⌈

Service Name	Dlt_Init	

Syntax	`void Dlt_Init (`
	`  const Dlt_ConfigType* config`
	`)`	

Service ID [hex]	0x01	
Sync/Async	Synchronous	
Reentrancy	Non Reentrant	
Parameters (in)	config	Pointer to a DLT configuration structure
Parameters (inout)	None	
Parameters (out)	None	
Return value	None	
Description	Dlt is using the NVRamManager and is to be initialized very late in the ECU startup phase. The Dlt_Init() function should be called after the NVRamManager is initialized.	
Available via	Dlt.h	

⌋

[SWS_Dlt_00453] ⌈If the parameter DltGeneralNvRAMSupport is set to TRUE, the Dlt module shall use the API NvM_ReadBlock of the NVRAM module for restoring the values from persistent storage for the variables required by [SWS_Dlt_00239] in the Dlt_Init function.⌋

8.3.2 Dlt_SendTraceMessage

The Dlt module provides a unified, message-agnostic interface for transmitting trace information from applications and basic software modules. This API allows internal trace parameters to be forwarded consistently and without requiring dedicated message formats, ensuring seamless integration into the diagnostic tracing workflow.

[SWS_Dlt_00243] Definition of API function Dlt_SendTraceMessage ⌈

Service Name	Dlt_SendTraceMessage	

Syntax	`Std_ReturnType Dlt_SendTraceMessage (`
	`  Dlt_SessionIDType sessionId,`
	`  const Dlt_MessageTraceInfoType* traceInfo,`
	`  const uint8* traceData,`
	`  uint16 traceDataLength`
	`)`	

Service ID [hex]	0x04	
Sync/Async	Synchronous	
Reentrancy	Reentrant	
Parameters (in)	sessionId	Number of the module (Module ID within BSW, Port defined argument value within SW-C)
	traceInfo	Structure containing the relevant information for filtering the message.
	traceData	Buffer containing the parameters to be traced. The contents of this pointer represents the payload of the Trace Message to be sent.
	traceDataLength	Length of the data buffer traceData
Parameters (inout)	None	
Parameters (out)	None	
Return value	Std_ReturnType	E_OK: The required operation succeeded. DLT_E_MSG_TOO_LARGE: The message is too large for all assigned LogChannels. DLT_E_NO_BUFFER: Not enough buffer available, the Dlt message cannot be buffered for at least one LogChannel. DLT_E_UNKNOWN_SESSION_ID: The provided session id is unknown.
Description	The service represents the interface to be used by basic software modules or by software components to trace parameters.	
Available via	Dlt.h	

⌋

8.3.3 Dlt_SendLogMessage

The Dlt module provides a unified, message-agnostic interface dedicated to transmitting log messages from applications and basic software modules. Through this API, diverse logging information can be forwarded in a consistent manner without relying

on specific message structures, resulting in streamlined integration into the diagnostic logging workflow.

[SWS_Dlt_00241] Definition of API function Dlt_SendLogMessage ⌈

Service Name	Dlt_SendLogMessage	

Syntax	`Std_ReturnType Dlt_SendLogMessage (`
	`  Dlt_SessionIDType sessionId,`
	`  const Dlt_MessageLogInfoType* logInfo,`
	`  const uint8* logData,`
	`  uint16 logDataLength`
	`)`	

Service ID [hex]	0x03	
Sync/Async	Synchronous	
Reentrancy	Reentrant	
Parameters (in)	sessionId	For SW-C this is not visible (Port defined argument value), for BSW-modules it is the module number
	logInfo	Structure containing the relevant information for filtering the message.
	logData	Buffer containing the parameters to be logged. The contents of this pointer represents the payload of the Log Message to be sent.
	logDataLength	Length of the data buffer logData.
Parameters (inout)	None	
Parameters (out)	None	
Return value	Std_ReturnType	`DLT_OK`: The required operation succeeded. `DLT_E_MSG_TOO_LARGE`: The message is too large for all assigned LogChannels `DLT_E_NO_BUFFER`: The LogMessage could not be buffered at any assigned LogChannel `DLT_E_UNKNOWN_SESSION_ID`: The provided session id is unknown.
Description	The service represents the interface to be used by basic software modules or by software component to send Log Messages.	
Available via	Dlt.h	

⌋

8.3.4 Dlt_RegisterContext

In order for users to effectively monitor ECU activity, it is crucial to know exactly what information can be traced or logged at any given time. Therefore, any application or BSW module that intends to produce log or trace messages must first register its specific Application ID and Context ID tuple with the Dlt module. This registration allows log messages from different ECUs to be reliably merged, enabling developers to understand the complex behavioral relationships of distributed applications and precisely control the tracing levels generated by different system sources.

[SWS_Dlt_00245] Definition of API function Dlt_RegisterContext ⌈

Service Name	Dlt_RegisterContext	
Syntax	`Std_ReturnType Dlt_RegisterContext ( Dlt_SessionIDType sessionId, Dlt_ApplicationIDType appId, Dlt_ContextIDType contextId, const uint8* appDescription, uint8 appDescLen, const uint8* contextDescription, uint8 contextDescLen )`	
Service ID [hex]	0x05	
Sync/Async	Synchronous	
Reentrancy	Reentrant	
Parameters (in)	sessionId	number of the module (Module ID within BSW, Port defined argument value within SW-C)
	appId	the ApplicationId
	contextId	the ContextId
	appDescription	Points to description string for the provided ApplicationId. At maximum 255 characters are interpreted.
	appDescLen	The length of the description for the ApplicationId string (number of characters of description string).
	contextDescription	Points to description string for the provided context. At maximum 255 characters are interpreted.
	contextDescLen	The length of the description string (number of characters of description string).
Parameters (inout)	None	
Parameters (out)	None	
Return value	Std_ReturnType	E_OK: The required operation succeeded. DLT_E_CONTEXT_ALREADY_REG: The software module context has already registered. DLT_E_UNKNOWN_SESSION_ID: The provided session id is unknown.
Description	The service has to be called when a software module wants to use services offered by DLT software component for a specific context. If a ContextId is being registered for an already registered ApplicationId then appDescription can be NULL and len_appDescription zero.	
Available via	Dlt.h	

⌋

8.3.5 Dlt_UnregisterContext

Just as applications must register to make their tracing capabilities known, they must explicitly unregister when the software module is going to be stopped. This ensures the Dlt module maintains an accurate list of active contexts, allowing users to monitor current ECU activity correctly and merge log messages from distributed applications without interference or ambiguity from inactive sources.

[SWS_Dlt_00769] Definition of API function Dlt_UnregisterContext ⌈

Service Name	Dlt_UnregisterContext	
Syntax	`Std_ReturnType Dlt_UnregisterContext ( Dlt_SessionIDType sessionId, Dlt_ApplicationIDType appId, Dlt_ContextIDType contextId )`	
Service ID [hex]	0x16	
Sync/Async	Synchronous	
Reentrancy	Reentrant	
Parameters (in)	sessionId	number of the module (Module ID within BSW, Port defined argument value within SW-C)
	appId	the ApplicationId
	contextId	the ContextId
Parameters (inout)	None	
Parameters (out)	None	
Return value	Std_ReturnType	E_OK: The required operation succeeded. DLT_E_CONTEXT_NOT_YET_REG: The software module context has not registered before. DLT_E_UNKNOWN_SESSION_ID: The provided session id is unknown.
Description	The service has to be called when a software module is going to be stopped.	
Available via	Dlt.h	

⌋

8.3.6 Dlt_SetLogLevel

To avoid generating an unnecessary load on the communication interface and the overall system, it is vital to control which messages are actively generated and transmitted. This API provides a mechanism to actively tune the transmission from applications to the Dlt module by altering the log level at runtime. By selectively enabling or disabling specific log levels for a given application and context tuple, the system gains significant efficiency in both network bandwidth and ECU resource usage.

[SWS_Dlt_00252] Definition of API function Dlt_SetLogLevel ⌈

Service Name	Dlt_SetLogLevel	
Syntax	`Std_ReturnType Dlt_SetLogLevel ( Dlt_ApplicationIDType appId, Dlt_ContextIDType contextId, Dlt_MessageLogLevelType newLogLevel )`	
Service ID [hex]	0x08	
Sync/Async	Synchronous	
Reentrancy	Reentrant	
Parameters (in)	appId	ID of the SW-C
	contextId	ID of the context
	newLogLevel	new log level to set
Parameters (inout)	None	

▽

△

Parameters (out)	None	
Return value	Std_ReturnType	`E_OK`: No error occurred `E_NOT_OK`: LogLevel could not be changed
Description	This service is used to change the LogLevel for the given tuple of ApplicationID/ContextID.	
Available via	Dlt.h	

⌋

8.3.7 Dlt_SetTraceStatus

Similar to controlling log levels, controlling the active trace status at runtime is essential to prevent unnecessary system load and optimize network traffic. This service sets the trace status for a specific tuple of Application ID and Context ID. This provides a direct mechanism to tune trace data transmission on the fly, allowing developers to selectively enable or disable trace messages to gain efficiency in overall bandwidth and ECU resource consumption.

[SWS_Dlt_00254] Definition of API function Dlt_SetTraceStatus ⌈

Service Name	Dlt_SetTraceStatus	

Syntax	`Std_ReturnType Dlt_SetTraceStatus (`
	`  Dlt_ApplicationIDType appId,`
	`  Dlt_ContextIDType contextId,`
	`  boolean newTraceStatus`
	`)`	

Service ID [hex]	0x09	
Sync/Async	Synchronous	
Reentrancy	Non Reentrant	
Parameters (in)	appId	ID of the SW-C
	contextId	ID of the context
	newTraceStatus	New trace status
Parameters (inout)	None	
Parameters (out)	None	
Return value	Std_ReturnType	`E_OK`: No error occurred `E_NOT_OK`: Trace status could not be changed
Description	The service Dlt_SetTraceStatus sets the trace status for a specific tuple of ApplicationID and ContextID.	
Available via	Dlt.h	

⌋

8.3.8 Dlt_GetLogInfo

[SWS_Dlt_00732] Definition of API function Dlt_GetLogInfo ⌈

Service Name	Dlt_GetLogInfo	

Syntax	`Std_ReturnType Dlt_GetLogInfo (`
	`  uint8 options,`
	`  Dlt_ApplicationIDType appId,`
	`  Dlt_ContextIDType contextId,`
	`  uint8* status,`
	`  Dlt_LogInfoType* logInfo`
	`)`	

Service ID [hex]	0x0a	
Sync/Async	Synchronous	
Reentrancy	Non Reentrant	
Parameters (in)	options	Used to filter the response in respect to the ApplicationId, Context Id and Trace Status information
	appId	Representation of the ApplicationId
	contextId	Representation of the ContextId
Parameters (inout)	None	
Parameters (out)	status	–
	logInfo	Details about the returned Application IDs
Return value	Std_ReturnType	`E_OK`: No error occurred `E_NOT_OK`: LogInfo could not be returned
Description	Called to request information about registered ApplicationIds, their ContextIds and the corresponding log level.	
Available via	Dlt.h	

⌋

8.3.9 Dlt_GetDefaultLogLevel

[SWS_Dlt_00733] Definition of API function Dlt_GetDefaultLogLevel ⌈

Service Name	Dlt_GetDefaultLogLevel	

Syntax	`Std_ReturnType Dlt_GetDefaultLogLevel (`
	`  Dlt_MessageLogLevelType* defaultLogLevel`
	`)`	

Service ID [hex]	0x18	
Sync/Async	Synchronous	
Reentrancy	Non Reentrant	
Parameters (in)	None	
Parameters (inout)	None	
Parameters (out)	defaultLogLevel	Returns the stored LogLevel setting
Return value	Std_ReturnType	`E_OK`: No error occurred `E_NOT_OK`: The default LogLevel could not be returned
Description	Returns the Default Log Level currently used by the Dlt module. The returned Log Level might differ from the one which is stored non volatile.	
Available via	Dlt.h	

⌋

[SWS_Dlt_00734] ⌈A call to Dlt_GetDefaultLogLevel shall return with E_OK if the Dlt module provided the current value of the parameter DltDefaultLogLevel.⌋

[SWS_Dlt_00735] ⌈A call to Dlt_GetDefaultLogLevel shall return with E_NOT_OK if the Dlt module cannot provide the current value of the parameter DltDefaultLogLevel.⌋

8.3.10 Dlt_StoreConfiguration

[SWS_Dlt_00736] Definition of API function Dlt_StoreConfiguration ⌈

Service Name	Dlt_StoreConfiguration	
Syntax	`Std_ReturnType Dlt_StoreConfiguration ( void )`	
Service ID [hex]	0x1a	
Sync/Async	Synchronous	
Reentrancy	Non Reentrant	
Parameters (in)	None	
Parameters (inout)	None	
Parameters (out)	None	
Return value	Std_ReturnType	E_OK: No error occurred E_NOT_OK: The configuration could not be stored DLT_E_NOT_SUPPORTED: Service is not supported DLT_E_ERROR
Description	Copies the current Dlt configuration to NvRAM by calling NvM_WriteBlock(). No return value expected from NvM_WriteBlock()	
Available via	Dlt.h	

⌋

[SWS_Dlt_00737] ⌈If the parameter DltGeneralNvRAMSupport is set to FALSE, a call to Dlt_StoreConfiguration shall return with DLT_E_NOT_SUPPORTED.⌋

[SWS_Dlt_00729] ⌈If the parameter DltGeneralNvRAMSupport is set to TRUE, a call to Dlt_StoreConfiguration shall return with DLT_E_ERROR in case the call to NvM_WriteBlock returned with E_NOT_OK.⌋

[SWS_Dlt_00738] ⌈If the parameter DltGeneralNvRAMSupport is set to TRUE, a call to Dlt_StoreConfiguration shall return with E_OK in case the call to NvM_WriteBlock returned with E_OK.⌋

8.3.11 Dlt_ResetToFactoryDefault

[SWS_Dlt_00739] Definition of API function Dlt_ResetToFactoryDefault ⌈

Service Name	Dlt_ResetToFactoryDefault	
Syntax	`Std_ReturnType Dlt_ResetToFactoryDefault ( void )`	
Service ID [hex]	0x06	
Sync/Async	Synchronous	
Reentrancy	Non Reentrant	
Parameters (in)	None	
Parameters (inout)	None	
Parameters (out)	None	
Return value	Std_ReturnType	`E_OK`: Configuration has been reset successfully `E_NOT_OK`: Configuration has not been reset
Description	The service Dlt_ResetToFactoryDefault sets the LogLevel and TraceStatus back to the persistently stored default values. If the feature NvMRAM support is enabled, all stored Dlt values in the NvM are deleted. No return value expected from NvM	
Available via	Dlt.h	

⌋

8.3.12 Dlt_SetMessageFiltering

[SWS_Dlt_00770] Definition of API function Dlt_SetMessageFiltering ⌈

Service Name	Dlt_SetMessageFiltering	
Syntax	`Std_ReturnType Dlt_SetMessageFiltering ( boolean status )`	
Service ID [hex]	0x1b	
Sync/Async	Synchronous	
Reentrancy	Non Reentrant	
Parameters (in)	status	TRUE: enable message filtering FALSE: disable message filtering
Parameters (inout)	None	
Parameters (out)	None	
Return value	Std_ReturnType	`E_OK`: No error occurred `E_NOT_OK`: Setting of message filtering failed
Description	Switches on/off the message filtering functionality of the Dlt module. If disabled, all the messages will pass the filter.	
Available via	Dlt.h	

⌋

8.3.13 Dlt_SetDefaultLogLevel

[SWS_Dlt_00740] Definition of API function Dlt_SetDefaultLogLevel ⌈

Service Name	Dlt_SetDefaultLogLevel	
Syntax	`Std_ReturnType Dlt_SetDefaultLogLevel ( Dlt_MessageLogLevelType newLogLevel )`	
Service ID [hex]	0x11	
Sync/Async	Synchronous	
Reentrancy	Reentrant	
Parameters (in)	newLogLevel	sets the new filter value
Parameters (inout)	None	
Parameters (out)	None	
Return value	Std_ReturnType	`E_OK`: No error occurred `E_NOT_OK`: Default LogLevel could not be set
Description	Called to modify the pass through range for Log Messages for all not explicit set ContextIds.	
Available via	Dlt.h	

⌋

[SWS_Dlt_00741] ⌈If a call to `Dlt_SetDefaultLogLevel` successfully sets the requested `DltDefaultLogLevel`, it shall return with `E_OK`⌋

[SWS_Dlt_00742] ⌈If a call to `Dlt_SetDefaultLogLevel` could not set the requested `DltDefaultLogLevel`, it shall return with `E_NOT_OK`⌋

8.3.14 Dlt_SetDefaultTraceStatus

[SWS_Dlt_00743] Definition of API function Dlt_SetDefaultTraceStatus ⌈

Service Name	Dlt_SetDefaultTraceStatus	
Syntax	`Std_ReturnType Dlt_SetDefaultTraceStatus ( boolean newTraceStatus )`	
Service ID [hex]	0x12	
Sync/Async	Synchronous	
Reentrancy	Reentrant	
Parameters (in)	newTraceStatus	enabling/disabling of Trace messages
Parameters (inout)	None	
Parameters (out)	None	
Return value	Std_ReturnType	`E_OK`: No error occurred `E_NOT_OK`: Default Trace Status could not be set
Description	Called to enable or disable trace messages for all not explicitly set ContextIds.	
Available via	Dlt.h	

⌋

[SWS_Dlt_00744] ⌈If a call to `Dlt_SetDefaultTraceStatus` successfully sets the requested new `DltDefaultTraceStatus`, it shall return `E_OK`⌋

[SWS_Dlt_00745] ⌈If a call to `Dlt_SetDefaultTraceStatus` could not set the requested `DltDefaultTraceStatus`, it shall return with `E_NOT_OK`⌋

8.3.15 Dlt_GetDefaultTraceStatus

[SWS_Dlt_00746] Definition of API function Dlt_GetDefaultTraceStatus ⌈

Service Name	Dlt_GetDefaultTraceStatus	
Syntax	`Std_ReturnType Dlt_GetDefaultTraceStatus ( boolean* traceStatus )`	
Service ID [hex]	0x19	
Sync/Async	Synchronous	
Reentrancy	Reentrant	
Parameters (in)	None	
Parameters (inout)	None	
Parameters (out)	traceStatus	current trace status (enabled/disabled)
Return value	Std_ReturnType	`E_OK`: No error occurred `E_NOT_OK`: Default Trace Status could not be returned
Description	Returns the current Trace Status of the addressed LogChannel.	
Available via	Dlt.h	

⌋

[SWS_Dlt_00747] ⌈If a call to `Dlt_GetDefaultTraceStatus` could provide the current `DltDefaultTraceStatus`, it shall return with `E_OK`⌋

[SWS_Dlt_00748] ⌈If a call to `Dlt_GetDefaultTraceStatus` could not provide the `DltDefaultTraceStatus`, it shall return with `E_NOT_OK`⌋

8.3.16 Dlt_GetLogChannelNames

[SWS_Dlt_00749] Definition of API function Dlt_GetLogChannelNames ⌈

Service Name	Dlt_GetLogChannelNames	
Syntax	`Std_ReturnType Dlt_GetLogChannelNames ( uint8* numberOfLogChannels, Dlt_LogChannelNameInfoType logChannelNames )`	
Service ID [hex]	0x17	
Sync/Async	Synchronous	
Reentrancy	Non Reentrant	
Parameters (in)	None	
Parameters (inout)	numberOfLogChannels	Contains the number of requested LogChannels names. On Return it holds the number of configured LogChannels
Parameters (out)	logChannelNames	Returns a list of configured LogChannel names. The size of the list is limited by MaxNumberOfChannels.

▽

△

Return value	Std_ReturnType	E_OK: No error occurred E_NOT_OK: LogChannelNames could not be returned
Description	The caller provides the number of logChannelNames to be returned. The function returns the requested amount of LogChannelNames and updates numberOfLogChannels as the outgoing information on how many LogChannels are actually configured.	
Available via	Dlt.h	

⌋

8.3.17 Dlt_GetTraceStatus

[SWS_Dlt_00750] Definition of API function Dlt_GetTraceStatus ⌈

Service Name	Dlt_GetTraceStatus	

Syntax	`Std_ReturnType Dlt_GetTraceStatus (`
	`  Dlt_ApplicationIDType appId,`
	`  Dlt_ContextIDType contextId,`
	`  boolean* traceStatus`
	`)`	

Service ID [hex]	0x1f	
Sync/Async	Synchronous	
Reentrancy	Non Reentrant	
Parameters (in)	appId	ApplicationId
	contextId	ContextId
Parameters (inout)	None	
Parameters (out)	traceStatus	current Trace Status of the tuple ApplicationId/ContextId
Return value	Std_ReturnType	E_OK: No error occurred E_NOT_OK: TraceStatus could not be returned
Description	Returns the current Trace Status for a given tuple ApplicationId/ContextId.	
Available via	Dlt.h	

⌋

8.3.18 Dlt_SetLogChannelAssignment

[SWS_Dlt_00751] Definition of API function Dlt_SetLogChannelAssignment ⌈

Service Name	Dlt_SetLogChannelAssignment	

Syntax	`Std_ReturnType Dlt_SetLogChannelAssignment (`
	`  Dlt_ApplicationIDType appId,`
	`  Dlt_ContextIDType contextId,`
	`  Dlt_LogChannelNameType logChannelName,`
	`  Dlt_AssignmentOperation addRemoveOp`
	`)`	

Service ID [hex]	0x20	
Sync/Async	Synchronous	
Reentrancy	Non Reentrant	
Parameters (in)	appId	ID of the addressed application / SW-C

▽

△

	contextId	ID of the addressed context
	logChannelName	Name of the addressed LogChannel
	addRemoveOp	Operation to add/remove the addressed tuple ApplicationId/ ContextId to/from the addressed LogChannel
Parameters (inout)	None	
Parameters (out)	None	
Return value	Std_ReturnType	`E_OK`: No error occurred `E_NOT_OK`: LogChannel assignment failed
Description	Adds/removes the addressed tuple ApplicationId/ContextId to/from the addressed LogChannel.	
Available via	Dlt.h	

⌋

8.3.19 Dlt_SetLogChannelThreshold

[SWS_Dlt_00752] Definition of API function Dlt_SetLogChannelThreshold ⌈

Service Name	Dlt_SetLogChannelThreshold	
Syntax	`Std_ReturnType Dlt_SetLogChannelThreshold ( Dlt_LogChannelNameType logChannelName, Dlt_MessageLogLevelType newThreshold, boolean newTraceStatus )`	
Service ID [hex]	0x21	
Sync/Async	Synchronous	
Reentrancy	Reentrant for different LogChannelNames	
Parameters (in)	logChannelName	Name of the addressed LogChannel
	newThreshold	Threshold for LogMessages
	newTraceStatus	TRUE: enable TraceMessages FALSE: disable TraceMessages
Parameters (inout)	None	
Parameters (out)	None	
Return value	Std_ReturnType	`E_OK`: No error occurred `E_NOT_OK`: Setting of LogChannelThreshold failed
Description	Sets the filter threshold for the given LogChannel.	
Available via	Dlt.h	

⌋

8.3.20 Dlt_GetLogChannelThreshold

[SWS_Dlt_00753] Definition of API function Dlt_GetLogChannelThreshold ⌈

Service Name	Dlt_GetLogChannelThreshold	
Syntax	`Std_ReturnType Dlt_GetLogChannelThreshold ( Dlt_LogChannelNameType logChannelName, Dlt_MessageLogLevelType* logChannelThreshold, boolean* traceStatus )`	
Service ID [hex]	0x22	
Sync/Async	Synchronous	
Reentrancy	Reentrant for different LogChannelNames	
Parameters (in)	logChannelName	Addressed LogChannel name
Parameters (inout)	None	
Parameters (out)	logChannelThreshold	Current LogChannelThreshold
	traceStatus	Current TraceStatus. TRUE: TraceMessages enabled. FALSE: TraceMessages disabled.
Return value	Std_ReturnType	`E_OK`: No error occurred `E_NOT_OK`: LogChannelThreshold could not be returned
Description	Returns the filter threshold for the given LogChannel.	
Available via	Dlt.h	

⌋

8.3.21 Dlt_SendLogMessageWithAttributes

[SWS_Dlt_91011] Definition of API function Dlt_SendLogMessageWithAttributes ⌈

Service Name	Dlt_SendLogMessageWithAttributes	
Syntax	`Std_ReturnType Dlt_SendLogMessageWithAttributes ( Dlt_SessionIDType sessionId, const Dlt_MessageLogInfoType* logInfo, const uint8* logData, uint16 logDataLength, const Dlt_MessageAttributesType* attributes )`	
Service ID [hex]	0x81	
Sync/Async	Synchronous	
Reentrancy	Reentrant	
Parameters (in)	sessionId	For SW-C this is not visible (Port defined argument value), for BSW-modules it is the module number
	logInfo	Structure containing the relevant information for filtering the message.
	logData	Buffer containing the parameters to be logged. The contents of this pointer represents the payload of the Log Message to be sent.
	logDataLength	Length of the data buffer logData.
	attributes	Structure containing optional message attributes
Parameters (inout)	None	

▽

△

Parameters (out)	None	
Return value	Std_ReturnType	DLT_OK: The required operation succeeded. DLT_E_MSG_TOO_LARGE: The message is too large for all assigned LogChannels DLT_E_NO_BUFFER: The LogMessage could not be buffered at any assigned LogChannel DLT_E_UNKNOWN_SESSION_ID: The provided session id is unknown. DLT_E_NOT_SUPPORTED: Operation/Command unsupported
Description	The service represents the interface to be used by basic software modules or by software component to send Log Messages with attributes.	
Available via	Dlt.h	

⌋

8.3.22 Dlt_SendTraceMessageWithAttributes

[SWS_Dlt_91012] Definition of API function Dlt_SendTraceMessageWithAttributes ⌈

Service Name	Dlt_SendTraceMessageWithAttributes	

Syntax	`Std_ReturnType Dlt_SendTraceMessageWithAttributes (`
	`  Dlt_SessionIDType sessionId,`
	`  const Dlt_MessageTraceInfoType* traceInfo,`
	`  const uint8* traceData,`
	`  uint16 traceDataLength,`
	`  const Dlt_MessageAttributesType* attributes`
	`)`	

Service ID [hex]	0x82	
Sync/Async	Synchronous	
Reentrancy	Reentrant	
Parameters (in)	sessionId	For SW-C this is not visible (Port defined argument value), for BSW-modules it is the module number
	traceInfo	Structure containing the relevant information for filtering the message.
	traceData	Buffer containing the parameters to be traced. The contents of this pointer represents the payload of the Trace Message to be sent.
	traceDataLength	Length of the data buffer traceData.
	attributes	Structure containing optional message attributes
Parameters (inout)	None	
Parameters (out)	None	
Return value	Std_ReturnType	DLT_OK: The required operation succeeded. DLT_E_MSG_TOO_LARGE: The message is too large for all assigned LogChannels DLT_E_NO_BUFFER: The LogMessage could not be buffered at any assigned LogChannel DLT_E_UNKNOWN_SESSION_ID: The provided session id is unknown. DLT_E_NOT_SUPPORTED: Operation/Command unsupported
Description	The service represents the interface to be used by basic software modules or by software components to trace parameters, with attributes.	

▽

△

Available via	Dlt.h

⌋

This is a list of functions provided for other modules.

8.3.23 Dlt_RxIndication

[SWS_Dlt_00272] Definition of callback function Dlt_RxIndication ⌈

Service Name	Dlt_RxIndication	

Syntax	`void Dlt_RxIndication (`
	`  PduIdType RxPduId,`
	`  const PduInfoType* PduInfoPtr`
	`)`	

Service ID [hex]	0x42	
Sync/Async	Synchronous	
Reentrancy	Reentrant for different PduIds. Non reentrant for the same PduId.	
Parameters (in)	RxPduId	ID of the received PDU.
	PduInfoPtr	Contains the length (SduLength) of the received PDU, a pointer to a buffer (SduDataPtr) containing the PDU, and the MetaData related to this PDU.
Parameters (inout)	None	
Parameters (out)	None	
Return value	None	
Description	Indication of a received PDU from a lower layer communication interface module.	
Available via	Dlt.h	

⌋

8.3.24 Dlt_TriggerTransmit

[SWS_Dlt_00754] Definition of callback function Dlt_TriggerTransmit ⌈

Service Name	Dlt_TriggerTransmit	

Syntax	`Std_ReturnType Dlt_TriggerTransmit (`
	`  PduIdType TxPduId,`
	`  PduInfoType* PduInfoPtr`
	`)`	

Service ID [hex]	0x41	
Sync/Async	Synchronous	
Reentrancy	Reentrant for different PduIds. Non reentrant for the same PduId.	
Parameters (in)	TxPduId	ID of the SDU that is requested to be transmitted.
Parameters (inout)	PduInfoPtr	Contains a pointer to a buffer (SduDataPtr) to where the SDU data shall be copied, and the available buffer size in SduLengh. On return, the service will indicate the length of the copied SDU data in SduLength.
Parameters (out)	None	

▽

△

Return value	Std_ReturnType	`E_OK`: SDU has been copied and SduLength indicates the number of copied bytes. `E_NOT_OK`: No SDU data has been copied. PduInfoPtr must not be used since it may contain a NULL pointer or point to invalid data.
Description	Within this API, the upper layer module (called module) shall check whether the available data fits into the buffer size reported by PduInfoPtr->SduLength. If it fits, it shall copy its data into the buffer provided by PduInfoPtr->SduDataPtr and update the length of the actual copied data in PduInfoPtr->SduLength. If not, it returns E_NOT_OK without changing PduInfoPtr.	
Available via	Dlt.h	

⌋

[SWS_Dlt_00755] ⌈If development error detection is enabled for this module, the module shall check all parameters for being valid. If the check fails, the function shall raise a development error and return.⌋

8.3.25 Dlt_TxConfirmation

[SWS_Dlt_00273] Definition of callback function Dlt_TxConfirmation ⌈

Service Name	Dlt_TxConfirmation	
Syntax	`void Dlt_TxConfirmation ( PduIdType TxPduId, Std_ReturnType result )`	
Service ID [hex]	0x40	
Sync/Async	Synchronous	
Reentrancy	Reentrant for different PduIds. Non reentrant for the same PduId.	
Parameters (in)	TxPduId	ID of the PDU that has been transmitted.
	result	`E_OK`: The PDU was transmitted successfully. `E_NOT_OK`: Transmission of the PDU failed.
Parameters (inout)	None	
Parameters (out)	None	
Return value	None	
Description	The lower layer communication interface module confirms the transmission of a PDU, or the failure to transmit a PDU.	
Available via	Dlt.h	

⌋

8.3.26 Dlt_TpTxConfirmation

[SWS_Dlt_00756] Definition of callback function Dlt_TpTxConfirmation ⌈

Service Name	Dlt_TpTxConfirmation	
Syntax	`void Dlt_TpTxConfirmation ( PduIdType id, Std_ReturnType result )`	
Service ID [hex]	0x48	
Sync/Async	Synchronous	
Reentrancy	Reentrant	
Parameters (in)	id	Identification of the transmitted I-PDU.
	result	`E_OK`: The PDU was transmitted successfully. `E_NOT_OK`: Transmission of the PDU failed.
Parameters (inout)	None	
Parameters (out)	None	
Return value	None	
Description	This function is called after the I-PDU has been transmitted on its network, the result indicates whether the transmission was successful or not.	
Available via	Dlt.h	

⌋

8.3.27 Dlt_CopyTxData

During the debugging phase, analyzing complex system behavior often requires a communication interface with a very high bandwidth, which falls outside the scope of standard AUTOSAR specifications. To support this need, the Dlt module provides this generic callback interface to acquire the transmit data of an I-PDU. This allows users to seamlessly implement and connect board-specific communication modules to handle high-volume trace and log data.

[SWS_Dlt_00516] Definition of callback function Dlt_CopyTxData ⌈

Service Name	Dlt_CopyTxData	
Syntax	`BufReq_ReturnType Dlt_CopyTxData ( PduIdType id, const PduInfoType* info, const RetryInfoType* retry, PduLengthType* availableDataPtr )`	
Service ID [hex]	0x43	
Sync/Async	Synchronous	
Reentrancy	Reentrant	
Parameters (in)	id	Identification of the transmitted I-PDU.

▽

△

	info	Provides the destination buffer (SduDataPtr) and the number of bytes to be copied (SduLength). If not enough transmit data is available, no data is copied by the upper layer module and BUFREQ_E_BUSY is returned. The lower layer module may retry the call. An SduLength of 0 can be used to indicate state changes in the retry parameter or to query the current amount of available data in the upper layer module. In this case, the Sdu DataPtr may be a NULL_PTR.
	retry	This parameter is used to acknowledge transmitted data or to retransmit data after transmission problems. If the retry parameter is a NULL_PTR, it indicates that the transmit data can be removed from the buffer immediately after it has been copied. Otherwise, the retry parameter must point to a valid RetryInfoType element. If TpDataState indicates TP_CONFPENDING, the previously copied data must remain in the TP buffer to be available for error recovery. TP_DATACONF indicates that all data that has been copied before this call is confirmed and can be removed from the TP buffer. Data copied by this API call is excluded and will be confirmed later. TP_DATARETRY indicates that this API call shall copy previously copied data in order to recover from an error. In this case TxTpDataCnt specifies the offset in bytes from the current data copy position.
Parameters (inout)	None	
Parameters (out)	availableDataPtr	Indicates the remaining number of bytes that are available in the upper layer module's Tx buffer. availableDataPtr can be used by TP modules that support dynamic payload lengths (e.g. FrIsoTp) to determine the size of the following CFs.
Return value	BufReq_ReturnType	`BUFREQ_OK`: Data has been copied to the transmit buffer completely as requested. `BUFREQ_E_BUSY`: Request could not be fulfilled, because the required amount of Tx data is not available. The lower layer module may retry this call later on. No data has been copied. `BUFREQ_E_NOT_OK`: Data has not been copied. Request failed.
Description	This function is called to acquire the transmit data of an I-PDU segment (N-PDU). Each call to this function provides the next part of the I-PDU data unless retry->TpDataState is TP_DATARETRY. In this case the function restarts to copy the data beginning at the offset from the current position indicated by retry->TxTpDataCnt. The size of the remaining data is written to the position indicated by availableDataPtr.	
Available via	Dlt.h	

⌋

8.3.28 Dlt_StartOfReception

[SWS_Dlt_91006] Definition of callback function Dlt_StartOfReception ⌈

Service Name	Dlt_StartOfReception

Syntax	`BufReq_ReturnType Dlt_StartOfReception (`
	`  PduIdType id,`
	`  const PduInfoType* info,`
	`  PduLengthType TpSduLength,`
	`  PduLengthType* bufferSizePtr`
	`)`

Service ID [hex]	0x46

▽

△

Sync/Async	Synchronous	
Reentrancy	Reentrant	
Parameters (in)	id	Identification of the I-PDU.
	info	Pointer to a PduInfoType structure containing the payload data (without protocol information) and payload length of the first frame or single frame of a transport protocol I-PDU reception, and the MetaData related to this PDU. If neither first/single frame data nor MetaData are available, this parameter is set to NULL_PTR.
	TpSduLength	Total length of the N-SDU to be received.
Parameters (inout)	None	
Parameters (out)	bufferSizePtr	Available receive buffer in the receiving module. This parameter will be used to compute the Block Size (BS) in the transport protocol module.
Return value	BufReq_ReturnType	`BUFREQ_OK`: Connection has been accepted. bufferSizePtr indicates the available receive buffer; reception is continued. If no buffer of the requested size is available, a receive buffer size of 0 shall be indicated by bufferSizePtr. `BUFREQ_E_NOT_OK`: Connection has been rejected; reception is aborted. bufferSizePtr remains unchanged. `BUFREQ_E_OVFL`: No buffer of the required length can be provided; reception is aborted. bufferSizePtr remains unchanged.
Description	This function is called at the start of receiving an N-SDU. The N-SDU might be fragmented into multiple N-PDUs (FF with one or more following CFs) or might consist of a single N-PDU (SF). The service shall provide the currently available maximum buffer size when invoked with TpSdu Length equal to 0.	
Available via	Dlt.h	

⌋

8.3.29 Dlt_TpRxIndication

[SWS_Dlt_91007] Definition of callback function Dlt_TpRxIndication ⌈

Service Name	Dlt_TpRxIndication	

Syntax	`void Dlt_TpRxIndication (`
	`  PduIdType id,`
	`  Std_ReturnType result`
	`)`	

Service ID [hex]	0x45	
Sync/Async	Synchronous	
Reentrancy	Reentrant	
Parameters (in)	id	Identification of the received I-PDU.
	result	`E_OK`: The PDU was received successfully. `E_NOT_OK`: Reception of the PDU failed.
Parameters (inout)	None	
Parameters (out)	None	
Return value	None	
Description	Called after an I-PDU has been received via the TP API, the result indicates whether the reception was successful or not.	
Available via	Dlt.h	

⌋

8.3.30 Dlt_CopyRxData

[SWS_Dlt_91008] Definition of callback function Dlt_CopyRxData ⌈

Service Name	Dlt_CopyRxData	
Syntax	`BufReq_ReturnType Dlt_CopyRxData ( PduIdType id, const PduInfoType* info, PduLengthType* bufferSizePtr )`	
Service ID [hex]	0x44	
Sync/Async	Synchronous	
Reentrancy	Reentrant	
Parameters (in)	id	Identification of the received I-PDU.
	info	Provides the source buffer (SduDataPtr) and the number of bytes to be copied (SduLength). An SduLength of 0 can be used to query the current amount of available buffer in the upper layer module. In this case, the SduDataPtr may be a NULL_PTR.
Parameters (inout)	None	
Parameters (out)	bufferSizePtr	Available receive buffer after data has been copied.
Return value	BufReq_ReturnType	`BUFREQ_OK`: Data copied successfully `BUFREQ_E_NOT_OK`: Data was not copied because an error occurred.
Description	This function is called to provide the received data of an I-PDU segment (N-PDU) to the upper layer. Each call to this function provides the next part of the I-PDU data. The size of the remaining buffer is written to the position indicated by bufferSizePtr.	
Available via	Dlt.h	

⌋

8.4 Scheduled functions

8.4.1 Dlt_TxFunction

[SWS_Dlt_91005] Definition of scheduled function Dlt_TxFunction ⌈

Service Name	Dlt_TxFunction
Syntax	`void Dlt_TxFunction ( void )`
Service ID [hex]	0x80
Description	–
Available via	SchM_Dlt.h

⌋

[SWS_Dlt_00758] ⌈If the configuration parameter `DltGeneralTrafficShaping-Support` is set to `TRUE`, the Dlt messages shall be transmitted with the maximum bandwidth per LogChannel as configured using the parameter `DltLogChannel-TrafficShapingBandwidth`.⌋

[SWS_Dlt_00759] ⌈If the configuration parameter `DltGeneralTrafficShaping-Support` is set to `FALSE`, all buffered Dlt messages shall be transmitted at once.⌋

[SWS_Dlt_00760] ⌈The `Dlt_TxFunction` shall check the status of the flag, which indicates that a BufferOverflow occurred:

- If a buffer overflow occurred, the Dlt command `BufferOverflowNotification` shall be sent only once, until the overflow flag is cleared again.
- After a time interval given by the parameter `DltLogChannelBufferOverflowTimer`, the buffer overflow flag shall be cleared.

This shall be done for every configured LogChannel separately.⌋

[SWS_Dlt_00761] ⌈If a Dlt message could not be sent, every time the `Dlt_TxFunction` is called, it shall retry to send this message one time. This shall be done for every message separately and taking care to not exceed the amount of retries given by `DltLogChannelMaxNumOfRetries`.⌋

8.5 Expected interfaces

In this section all external interfaces required from other modules are listed.

8.5.1 Mandatory interfaces

This section defines all external interfaces, which are required to fulfill the core functionality of the module.

The module relies on the following interfaces:

[SWS_Dlt_00762] Definition of mandatory interfaces required by module Dlt ⌈

API Function	*Header File*	*Description*
PduR_DltTransmit	PduR_Dlt.h	Requests transmission of a PDU.

⌋

8.5.2 Optional interfaces

This section defines all external interfaces, which are required to fulfill an optional functionality of the module.

The module relies on the following optional interfaces:

[SWS_Dlt_00763] Definition of optional interfaces requested by module Dlt ⌈

API Function	*Header File*	*Description*
Det_ReportError	Det.h	Service to report development errors.
Gpt_EnableNotification	Gpt.h	Enables the interrupt notification for a channel (relevant in normal mode).
Gpt_StartTimer	Gpt.h	Starts a timer channel.
NvM_EraseNvBlock	NvM.h	Service to erase a NV block.
NvM_ReadBlock	NvM.h	Service to copy the data of the NV block to its corresponding RAM block.
NvM_WriteBlock	NvM.h	Service to copy the data of the RAM block to its corresponding NV block.
StbM_GetCurrentTime	StbM.h	Returns a time tuple (Local time, Global time and Timebase status) and user data details Note: This API shall be called with locked interrupts / within an Exclusive Area to prevent interruption (i.e., the risk that the time stamp is outdated on return of the function call).

⌋

8.5.3 Configurable interfaces

This section defines all configurable external interfaces.

[SWS_Dlt_00259] Definition of configurable interface Dlt_InjectCall_<SESSION> ⌈

Service Name	Dlt_InjectCall_<SESSION>	

Syntax	`void Dlt_InjectCall_<SESSION> (`
	`  Dlt_ApplicationIDType appId,`
	`  Dlt_ContextIDType contextId,`
	`  uint32 serviceId,`
	`  uint32 dataLength,`
	`  const uint8* data`
	`)`	

Sync/Async	Asynchronous	
Reentrancy	Non Reentrant	
Parameters (in)	appId	the Application ID
	contextId	the Context ID
	serviceId	the service ID for the injection (user defined)
	dataLength	length of the data puffer provided
	data	pointer to data puffer with data belonging to the injection (service ID). The contents of the data is user defined
Parameters (inout)	None	
Parameters (out)	None	
Return value	None	
Description	Callback is called by Dlt to inject a function call in the SW-C. The behaviour trigged by this function should depend on the service_id also the interpretation of the user data. Both are specific to the application.	
Available via	Dlt.h	

⌋

8.6 Service Interfaces

8.6.1 Client-Server-Interfaces

8.6.1.1 DltControlService

[SWS_Dlt_00772] Definition of ClientServerInterface DltControlService ⌈

Name	DltControlService		
Comment	–		
IsService	true		
Variation	–		
Possible Errors	0	E_OK	Operation successful
	7	DLT_E_NOT_ SUPPORTED	Operation/Command unsupported
	9	DLT_E_ERROR	Operation/Command unsuccessful

Operation	GetDefaultLogLevel	
Comment	–	
Relates to	Dlt_GetDefaultLogLevel	
Variation	–	
Parameters	defaultLoglevel	
	Type	Dlt_MessageLogLevelType
	Direction	OUT
	Comment	Returns the stored LogLevel setting
	Variation	–
Possible Errors	E_OK DLT_E_ERROR	

Operation	GetDefaultTraceStatus	
Comment	–	
Relates to	Dlt_GetDefaultTraceStatus	
Variation	–	
Parameters	traceStatus	
	Type	boolean
	Direction	OUT
	Comment	current trace status (enabled/disabled)
	Variation	–
Possible Errors	E_OK DLT_E_ERROR	

Operation	GetLogChannelNames	
Comment	–	
Relates to	Dlt_GetLogChannelNames	
Variation	–	
Parameters	numberOfLogChannels	
	Type	uint8
	Direction	INOUT

▽

△

	Comment	Contains the number of requested LogChannels names. On Return it holds the number of configured LogChannels
	Variation	–
	logChannelNames	
	Type	Dlt_LogChannelNameInfoType
	Direction	OUT
	Comment	Returns a list of configured LogChannel names. The size of the list is limited by MaxNumberOfChannels.
	Variation	–
Possible Errors	E_OK DLT_E_ERROR	

Operation	GetLogChannelThreshold	
Comment	–	
Relates to	Dlt_GetLogChannelThreshold	
Variation	–	
Parameters	logChannelName	
	Type	Dlt_LogChannelNameType
	Direction	IN
	Comment	Addressed LogChannel name
	Variation	–
	logChannelThreshold	
	Type	Dlt_MessageLogLevelType
	Direction	OUT
	Comment	Current LogChannelThreshold
	Variation	–
	traceStatusPtr	
	Type	boolean
	Direction	OUT
	Comment	Current TraceStatus. TRUE: TraceMessages enabled. FALSE: TraceMessages disabled.
	Variation	–
Possible Errors	E_OK DLT_E_ERROR	

Operation	GetLogInfo	
Comment	–	
Relates to	Dlt_GetLogInfo	
Variation	–	
Parameters	options	
	Type	uint8
	Direction	IN
	Comment	Used to filter the response in respect to the ApplicationId, ContextId and Trace Status information
	Variation	–
	appId	
	Type	Dlt_ApplicationIDType
	Direction	IN

▽

△

	Comment	Representation of the ApplicationId
	Variation	–
	contextId	
	Type	Dlt_ContextIDType
	Direction	IN
	Comment	Representation of the ContextId
	Variation	–
	status	
	Type	uint8
	Direction	OUT
	Comment	–
	Variation	–
	logInfo	
	Type	Dlt_LogInfoType
	Direction	OUT
	Comment	Details about the returned Application IDs
	Variation	–
Possible Errors	E_OK DLT_E_ERROR	

Operation	GetTraceStatus	
Comment	–	
Relates to	Dlt_GetTraceStatus	
Variation	–	
Parameters	appId	
	Type	Dlt_ApplicationIDType
	Direction	IN
	Comment	ApplicationId
	Variation	–
	contextId	
	Type	Dlt_ContextIDType
	Direction	IN
	Comment	ContextId
	Variation	–
	traceStatus	
	Type	boolean
	Direction	OUT
	Comment	current Trace Status of the tuple ApplicationId/ContextId
	Variation	–
Possible Errors	E_OK DLT_E_ERROR	

Operation	ResetToFactoryDefault
Comment	–
Relates to	Dlt_ResetToFactoryDefault
Variation	–
Possible Errors	E_OK DLT_E_ERROR

Operation	SetDefaultLogLevel	
Comment	–	
Relates to	Dlt_SetDefaultLogLevel	
Variation	–	
Parameters	newDefaultLogLevel	
	Type	Dlt_MessageLogLevelType
	Direction	IN
	Comment	sets the new filter value
	Variation	–
Possible Errors	E_OK DLT_E_ERROR	

Operation	SetDefaultTraceStatus	
Comment	–	
Relates to	Dlt_SetDefaultTraceStatus	
Variation	–	
Parameters	newTraceStatus	
	Type	boolean
	Direction	IN
	Comment	enabling/disabling of Trace messages
	Variation	–
Possible Errors	E_OK DLT_E_ERROR	

Operation	SetLogChannelAssignment	
Comment	–	
Relates to	Dlt_SetLogChannelAssignment	
Variation	–	
Parameters	appId	
	Type	Dlt_ApplicationIDType
	Direction	IN
	Comment	ID of the addressed application / SW-C
	Variation	–
	contextId	
	Type	Dlt_ContextIDType
	Direction	IN
	Comment	ID of the addressed context
	Variation	–
	logChannelName	
	Type	Dlt_LogChannelNameType
	Direction	IN
	Comment	Name of the addressed LogChannel
	Variation	–
	addRemoveOp	
	Type	Dlt_AssignmentOperation
	Direction	IN

▽

△

	Comment	Operation to add/remove the addressed tuple ApplicationId/ContextId to/from the addressed LogChannel
	Variation	–
Possible Errors	E_OK DLT_E_ERROR	

Operation	SetLogChannelThreshold	
Comment	–	
Relates to	Dlt_SetLogChannelThreshold	
Variation	–	
Parameters	logChannelName	
	Type	Dlt_LogChannelNameType
	Direction	IN
	Comment	Name of the addressed LogChannel
	Variation	–
	newLogLevelThreshold	
	Type	Dlt_MessageLogLevelType
	Direction	IN
	Comment	Threshold for LogMessages
	Variation	–
	newTraceStatus	
	Type	boolean
	Direction	IN
	Comment	TRUE: enable TraceMessages FALSE: disable TraceMessages
	Variation	–
Possible Errors	E_OK DLT_E_ERROR	

Operation	SetLogLevel	
Comment	–	
Relates to	Dlt_SetLogLevel	
Variation	–	
Parameters	appId	
	Type	Dlt_ApplicationIDType
	Direction	IN
	Comment	ID of the SW-C
	Variation	–
	contextId	
	Type	Dlt_ContextIDType
	Direction	IN
	Comment	ID of the context
	Variation	–
	newLogLevel	
	Type	Dlt_MessageLogLevelType
	Direction	IN
	Comment	new log level to set
	Variation	–

▽

△

Possible Errors	E_OK DLT_E_ERROR

Operation	SetMessageFiltering	
Comment	–	
Relates to	Dlt_SetMessageFiltering	
Variation	–	
Parameters	status	
	Type	boolean
	Direction	IN
	Comment	TRUE: enable message filtering FALSE: disable message filtering
	Variation	–
Possible Errors	E_OK DLT_E_ERROR	

Operation	SetTraceStatus	
Comment	–	
Relates to	Dlt_SetTraceStatus	
Variation	–	
Parameters	appId	
	Type	Dlt_ApplicationIDType
	Direction	IN
	Comment	ID of the SW-C
	Variation	–
	contextId	
	Type	Dlt_ContextIDType
	Direction	IN
	Comment	ID of the context
	Variation	–
	newTraceStatus	
	Type	boolean
	Direction	IN
	Comment	New trace status
	Variation	–
Possible Errors	E_OK DLT_E_ERROR	

Operation	StoreConfiguration
Comment	–
Relates to	Dlt_StoreConfiguration
Variation	–
Possible Errors	E_OK DLT_E_NOT_SUPPORTED DLT_E_ERROR

⌋

8.6.1.2 InjectionCallback

[SWS_Dlt_00498] Definition of ClientServerInterface InjectionCallback ⌈

Name	InjectionCallback		
Comment	–		
IsService	true		
Variation	–		
Possible Errors	0	E_OK	Operation successful
	1	E_NOT_OK	Operation failed

Operation	InjectCall	
Comment	–	
Relates to	Dlt_InjectCall_<SESSION>	
Variation	–	
Parameters	appId	
	Type	Dlt_ApplicationIDType
	Direction	IN
	Comment	–
	Variation	–
	contextId	
	Type	Dlt_ContextIDType
	Direction	IN
	Comment	–
	Variation	–
	serviceId	
	Type	uint32
	Direction	IN
	Comment	–
	Variation	–
	dataLength	
	Type	uint32
	Direction	IN
	Comment	–
	Variation	–
	data	
	Type	uint8*
	Direction	IN
	Comment	–
	Variation	–
Possible Errors	E_OK E_NOT_OK	

⌋

8.6.1.3 LogTraceSessionControl

[SWS_Dlt_00496] Definition of ClientServerInterface LogTraceSessionControl ⌈

Name	LogTraceSessionControl		
Comment	–		
IsService	true		
Variation	–		
Possible Errors	0	E_OK	Operation successful
	1	E_NOT_OK	Operation failed

Operation	LogLevelChangedNotification	
Comment	–	
Relates to	–	
Variation	–	
Parameters	appId	
	Type	Dlt_ApplicationIDType
	Direction	IN
	Comment	–
	Variation	–
	contextId	
	Type	Dlt_ContextIDType
	Direction	IN
	Comment	–
	Variation	–
	logLevel	
	Type	Dlt_MessageLogLevelType
	Direction	IN
	Comment	–
	Variation	–
Possible Errors	E_OK	

Operation	TraceStatusChangedNotification	
Comment	–	
Relates to	–	
Variation	–	
Parameters	appId	
	Type	Dlt_ApplicationIDType
	Direction	IN
	Comment	–
	Variation	–
	contextId	
	Type	Dlt_ContextIDType
	Direction	IN
	Comment	–
	Variation	–
	newTraceStatus	
	Type	boolean
	Direction	IN
	Comment	–
	Variation	–
Possible Errors	E_OK	

⌋

8.6.1.4 DltSwcMessageService

[SWS_Dlt_00495] Definition of ClientServerInterface DltSwcMessageService ⌈

Name	DltSwcMessageService		
Comment	–		
IsService	true		
Variation	–		
Possible Errors	0	E_OK	Operation successful
	2	DLT_E_MSG_TOO_LARGE	The message is too big for the internal Dlt buffer.
	3	DLT_E_CONTEXT_ALREADY_REG	The software module context has already registered.
	4	DLT_E_UNKNOWN_SESSION_ID	The provided session id is unknown.
	5	DLT_E_NO_BUFFER	Buffer overflow.
	6	DLT_E_CONTEXT_NOT_YET_REG	The software module context has not registered before.
	7	DLT_E_NOT_SUPPORTED	Operation/Command unsupported
	9	DLT_E_ERROR	Operation/Command unsuccessful

Operation	RegisterContext	
Comment	–	
Relates to	Dlt_RegisterContext	
Variation	–	
Parameters	appId	
	Type	Dlt_ApplicationIDType
	Direction	IN
	Comment	–
	Variation	–
	contextId	
	Type	Dlt_ContextIDType
	Direction	IN
	Comment	–
	Variation	–
	appDescription	
	Type	uint8[]
	Direction	IN
	Comment	–
	Variation	–
	appDescLen	
	Type	uint8
	Direction	IN
	Comment	–
	Variation	–
	contextDescription	
	Type	uint8[]
	Direction	IN

▽

△

	Comment	–
	Variation	–
	contextDescLen	
	Type	uint8
	Direction	IN
	Comment	–
	Variation	–
Possible Errors	E_OK DLT_E_CONTEXT_ALREADY_REG DLT_E_UNKNOWN_SESSION_ID	

Operation	SendLogMessage	
Comment	–	
Relates to	Dlt_SendLogMessage	
Variation	–	
Parameters	logInfo	
	Type	Dlt_MessageLogInfoType
	Direction	IN
	Comment	–
	Variation	–
	logData	
	Type	uint8[]
	Direction	IN
	Comment	–
	Variation	–
	logDataLength	
	Type	uint16
	Direction	IN
	Comment	–
	Variation	–
Possible Errors	E_OK DLT_E_MSG_TOO_LARGE DLT_E_UNKNOWN_SESSION_ID DLT_E_NO_BUFFER	

Operation	SendLogMessageWithAttributes	
Comment	–	
Relates to	Dlt_SendLogMessageWithAttributes	
Variation	–	
Parameters	logInfo	
	Type	Dlt_MessageLogInfoType
	Direction	IN
	Comment	–
	Variation	–
	logData	
	Type	uint8[]
	Direction	IN
	Comment	–

▽

△

	Variation	–
	logDataLength	
	Type	uint16
	Direction	IN
	Comment	–
	Variation	–
	attributes	
	Type	Dlt_MessageAttributesType
	Direction	IN
	Comment	–
	Variation	–
Possible Errors	E_OK DLT_E_MSG_TOO_LARGE DLT_E_UNKNOWN_SESSION_ID DLT_E_NO_BUFFER DLT_E_NOT_SUPPORTED	

Operation	SendTraceMessage	
Comment	–	
Relates to	Dlt_SendTraceMessage	
Variation	–	
Parameters	traceInfo	
	Type	Dlt_MessageTraceInfoType
	Direction	IN
	Comment	–
	Variation	–
	traceData	
	Type	uint8[]
	Direction	IN
	Comment	–
	Variation	–
	traceDataLength	
	Type	uint16
	Direction	IN
	Comment	–
	Variation	–
Possible Errors	E_OK DLT_E_MSG_TOO_LARGE DLT_E_UNKNOWN_SESSION_ID DLT_E_NO_BUFFER	

Operation	SendTraceMessageWithAttributes	
Comment	–	
Relates to	Dlt_SendTraceMessageWithAttributes	
Variation	–	
Parameters	traceInfo	
	Type	Dlt_MessageTraceInfoType
	Direction	IN
	Comment	–

▽

△

	Variation	–
	traceData	
	Type	uint8[]
	Direction	IN
	Comment	–
	Variation	–
	traceDataLength	
	Type	uint16
	Direction	IN
	Comment	–
	Variation	–
	attributes	
	Type	Dlt_MessageAttributesType
	Direction	IN
	Comment	–
	Variation	–
Possible Errors	E_OK DLT_E_MSG_TOO_LARGE DLT_E_UNKNOWN_SESSION_ID DLT_E_NO_BUFFER DLT_E_NOT_SUPPORTED	

Operation	UnregisterContext	
Comment	–	
Relates to	Dlt_UnregisterContext	
Variation	–	
Parameters	appId	
	Type	Dlt_ApplicationIDType
	Direction	IN
	Comment	–
	Variation	–
	contextId	
	Type	Dlt_ContextIDType
	Direction	IN
	Comment	–
	Variation	–
Possible Errors	E_OK DLT_E_UNKNOWN_SESSION_ID DLT_E_CONTEXT_NOT_YET_REG	

⌋

8.6.2 Implementation Data Types

8.6.2.1 Dlt_ApplicationIDType

[SWS_Dlt_00226] Definition of ImplementationDataType Dlt_ApplicationIDType ⌈

Name	Dlt_ApplicationIDType		
Kind	Type		
Derived from	uint32		
Range	0x00000000-0xFFFFFFFF	–	–
Description	This type describes the ApplicationId. 0x00000000 means the so-called wildcard.		
Variation	–		
Available via	Rte_Dlt_Type.h		

⌋

8.6.2.2 Dlt_ContextIDType

[SWS_Dlt_00227] Definition of ImplementationDataType Dlt_ContextIDType ⌈

Name	Dlt_ContextIDType		
Kind	Type		
Derived from	uint32		
Range	0x00000000-0xFFFFFFFF	–	–
Description	This type describes the ContextId. 0x00000000 means the so-called wildcard.		
Variation	–		
Available via	Rte_Dlt_Type.h		

⌋

8.6.2.3 Dlt_SessionIDType

[SWS_Dlt_00225] Definition of ImplementationDataType Dlt_SessionIDType ⌈

Name	Dlt_SessionIDType
Kind	Type
Derived from	uint32
Description	This type identifies the session.
Variation	–
Available via	Rte_Dlt_Type.h

⌋

8.6.2.4 Dlt_LogInfoType

[SWS_Dlt_91002] Definition of ImplementationDataType Dlt_LogInfoType ⌈

Name	Dlt_LogInfoType	
Kind	Structure	
Elements	appIdCount	
	Type	uint16
	Comment	Number of AppIds
	appIdInfo	
	Type	Array of Dlt_ApplicationIdInfoType
	Size	
	Comment	Details of Application
Description	–	
Variation	–	
Available via	Rte_Dlt_Type.h	

⌋

8.6.2.5 Dlt_ContextIdInfoType

[SWS_Dlt_91003] Definition of ImplementationDataType Dlt_ContextIdInfoType ⌈

Name	Dlt_ContextIdInfoType	
Kind	Structure	
Elements	contextId	
	Type	Dlt_ContextIDType
	Comment	the ContextId
	logLevel	
	Type	Dlt_MessageLogLevelType
	Comment	the log message filter level
	traceStatus	
	Type	uint8
	Comment	0: off 1: on
	contextDescLen	
	Type	uint8
	Comment	Length of Context Description
	contextDesc	
	Type	Array of uint8
	Size	
	Comment	Context Description
Description	Context Information	
Variation	–	
Available via	Rte_Dlt_Type.h	

⌋

8.6.2.6 Dlt_ApplicationIdInfoType

[SWS_Dlt_91004] Definition of ImplementationDataType Dlt_ApplicationIdInfoType ⌈

Name	Dlt_ApplicationIdInfoType	
Kind	Structure	
Elements	appId	
	Type	Dlt_ApplicationIDType
	Comment	Application ID
	contextIdCount	
	Type	uint16
	Comment	Length of contextInfoList
	contextInfoList	
	Type	Array of Dlt_ContextIdInfoType
	Size	
	Comment	List of Context information
	appDescLen	
	Type	uint8
	Comment	Length of Application Description
	appDesc	
	Type	Array of uint8
	Size	
	Comment	Application Description
Description	Information about Applications	
Variation	–	
Available via	Rte_Dlt_Type.h	

⌋

8.6.2.7 Dlt_MessageOptionsType

[SWS_Dlt_00229] Definition of ImplementationDataType Dlt_MessageOptionsType ⌈

Name	Dlt_MessageOptionsType		
Kind	Type		
Derived from	uint8		
Range	verbose_mode	–	Bit 0: If set Verbose mode is used
	message_type	–	Bit 1-3 Dlt_MessageTypeType: determines type of msg (log,trace,...)
Description	Bitfield		
Variation	–		
Available via	Rte_Dlt_Type.h		

⌋

8.6.2.8 Dlt_MessageLogInfoType

[SWS_Dlt_00236] Definition of ImplementationDataType Dlt_MessageLogInfoType ⌈

Name	Dlt_MessageLogInfoType	
Kind	Structure	
Elements	argCount	
	Type	Dlt_MessageArgumentCount
	Comment	–
	logLevel	
	Type	Dlt_MessageLogLevelType
	Comment	–
	options	
	Type	Dlt_MessageOptionsType
	Comment	–
	contextId	
	Type	Dlt_ContextIDType
	Comment	–
	appId	
	Type	Dlt_ApplicationIDType
	Comment	–
Description	–	
Variation	–	
Available via	Rte_Dlt_Type.h	

⌋

8.6.2.9 Dlt_MessageLogLevelType

[SWS_Dlt_00230] Definition of ImplementationDataType Dlt_MessageLogLevelType ⌈

Name	Dlt_MessageLogLevelType		
Kind	Type		
Derived from	uint8		
Range	DLT_LOG_OFF	0x00	Turn off logging
	DLT_LOG_FATAL	0x01	Fatal system error
	DLT_LOG_ERROR	0x02	Errors occurring in a SW-C with impact to correct functionality
	DLT_LOG_WARN	0x03	Log messages where a incorrect behavior can not be ensured
	DLT_LOG_INFO	0x04	Log messages providing information for better understanding of the internal behavior of a software

▽

△

	DLT_LOG_DEBUG	0x05	Log messages, which are usable only for debugging of a software
	DLT_LOG_VERBOSE	0x06	Log messages with the highest communicative level, here all possible states, information and everything else can be logged
Description	This type describes the log level for each log message.		
Variation	–		
Available via	Rte_Dlt_Type.h		

⌋

8.6.2.10 Dlt_MessageTraceType

[SWS_Dlt_00231] Definition of ImplementationDataType Dlt_MessageTraceType ⌈

Name	Dlt_MessageTraceType		
Kind	Type		
Derived from	uint8		
Range	DLT_TRACE_VARIABLE	0x01	For tracing the value of a variable
	DLT_TRACE_FUNCTION_IN	0x02	For tracing the calling of a function
	DLT_TRACE_FUNCTION_OUT	0x03	For tracing the returning of a function
	DLT_TRACE_STATE	0x04	For tracing a state of a state machine
	DLT_TRACE_VFB	0x05	For tracing RTE Events
Description	This type describes labels for trace messages.		
Variation	–		
Available via	Rte_Dlt_Type.h		

⌋

8.6.2.11 Dlt_MessageArgumentCount

[SWS_Dlt_00235] Definition of ImplementationDataType Dlt_MessageArgument Count ⌈

Name	Dlt_MessageArgumentCount
Kind	Type
Derived from	uint16
Description	The implementation shall mask out the upper 8 bits of the value, and use only the lower 8 bits.
Variation	–
Available via	Rte_Dlt_Type.h

⌋

8.6.2.12 Dlt_MessageTraceInfoType

[SWS_Dlt_00237] Definition of ImplementationDataType Dlt_MessageTraceInfoType ⌈

Name	Dlt_MessageTraceInfoType	
Kind	Structure	
Elements	traceInfo	
	Type	Dlt_MessageTraceType
	Comment	–
	options	
	Type	Dlt_MessageOptionsType
	Comment	–
	contextId	
	Type	Dlt_ContextIDType
	Comment	–
	appId	
	Type	Dlt_ApplicationIDType
	Comment	–
Description	–	
Variation	–	
Available via	Rte_Dlt_Type.h	

⌋

8.6.2.13 Dlt_LogChannelNameInfoType

[SWS_Dlt_91013] Definition of ImplementationDataType Dlt_LogChannelNameInfoType ⌈

Name	Dlt_LogChannelNameInfoType		
Kind	Array	***Element type***	Dlt_LogChannelNameType
Size	MaxNumberOfChannels Elements		
Description	This type describes a list of LogChannel names.		
Variation	–		
Available via	Rte_Dlt_Type.h		

⌋

[SWS_Dlt_00232] Definition of ImplementationDataType Dlt_LogChannelNameType ⌈

Name	Dlt_LogChannelNameType		
Kind	Array	***Element type***	uint8
Size	4 Elements		
Description	This type describes the LogChannel name.		
Variation	–		

▽

△

Available via	Rte_Dlt_Type.h

⌋

8.6.2.14 Dlt_AssignmentOperation

[SWS_Dlt_00730] Definition of ImplementationDataType Dlt_AssignmentOperation ⌈

Name	Dlt_AssignmentOperation		
Kind	Type		
Derived from	uint8		
Range	DLT_ASSIGN_REMOVE	0x00	Removing a LogChannel assignment
	DLT_ASSIGN_ADD	0x01	Adding a LogChannel assignment
Description	Adding or removing a LogChannel assignment for the given tuple of ApplicationId/ContextId.		
Variation	–		
Available via	Rte_Dlt_Type.h		

⌋

8.6.2.15 Dlt_MessageAttributesType

[SWS_Dlt_91010] Definition of ImplementationDataType Dlt_MessageAttributesType ⌈

Name	Dlt_MessageAttributesType	
Kind	Structure	
Elements	withPrivacyLevel	
	Type	boolean
	Comment	–
	privacyLevel	
	Type	uint8
	Comment	–
	messageTags	
	Type	const char*
	Comment	–
Description	–	
Variation	–	
Available via	Rte_Dlt_Type.h	

⌋

8.6.3 Ports

8.6.3.1 Dlt_ControlService

[SWS_Dlt_00499] Definition of Port ControlService provided by module Dlt ⌈

Name	ControlService		
Kind	ProvidedPort	***Interface***	DltControlService
Description	Through this port SW-Cs can control log settings and other configurationitems of DLT.		
Variation	–		

⌋

8.6.3.2 Dlt_InjectCallback_{SW-C}

[SWS_Dlt_00778] Definition of Port InjectCallback_{SW-C} required by module Dlt ⌈

Name	InjectCallback_{SW-C}		
Kind	RequiredPort	***Interface***	InjectionCallback
Description	Callback Port to registered Application, which processes Injection.		
Variation	SW-C = {ecuc(Dlt/DltSwc.SHORT-NAME)}		

⌋

8.6.3.3 Dlt_SessionControlCallback_{SW-C}

[SWS_Dlt_00779] Definition of Port SessionControlCallback_{SW-C} required by module Dlt ⌈

Name	SessionControlCallback_{SW-C}		
Kind	RequiredPort	***Interface***	LogTraceSessionControl
Description	Port used by Dlt to notify registered SW-C about LogLevel/TraceLevel Changes.		
Variation	SW-C = {ecuc(Dlt/DltSwc.SHORT-NAME)}		

⌋

8.6.3.4 Dlt_SwcMessageService_{SW-C}

[SWS_Dlt_91001] Definition of Port SwcMessageService_{SW-C} provided by module Dlt ⌈

Name	SwcMessageService_{SW-C}		
Kind	ProvidedPort	***Interface***	DltSwcMessageService
Description	Through this port SW-Cs can register/unregister their contexts and send out log and trace messages.		
Port Defined Argument Value(s)	***Type***	Dlt_SessionIDType	
	Value	{ecuc(Dlt/DltSwc/DltSwcSessionId.value)}	
Variation	SW-C = {ecuc(Dlt/DltSwc.SHORT-NAME)}		

⌋

9 Sequence diagrams

9.1 Dlt initialization

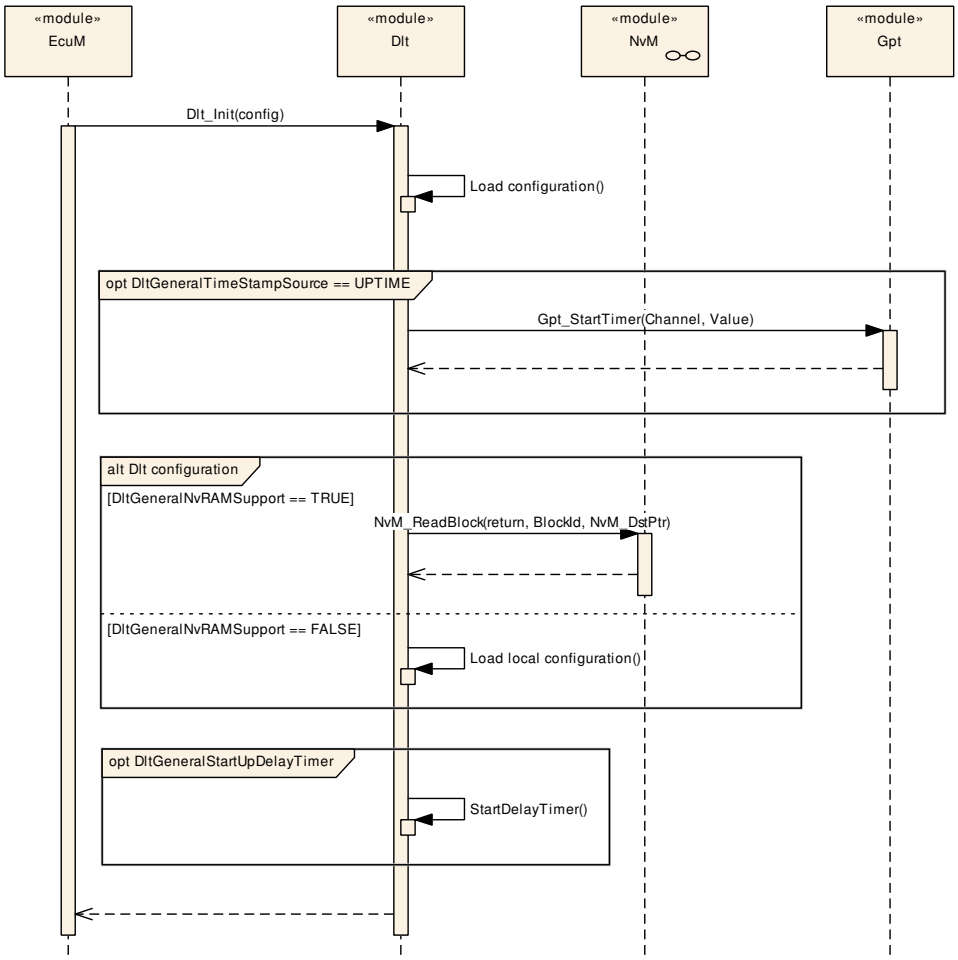

Figure 9.1: Dlt initialization

9.2 Overview of Dlt message transmission on one LogChannel

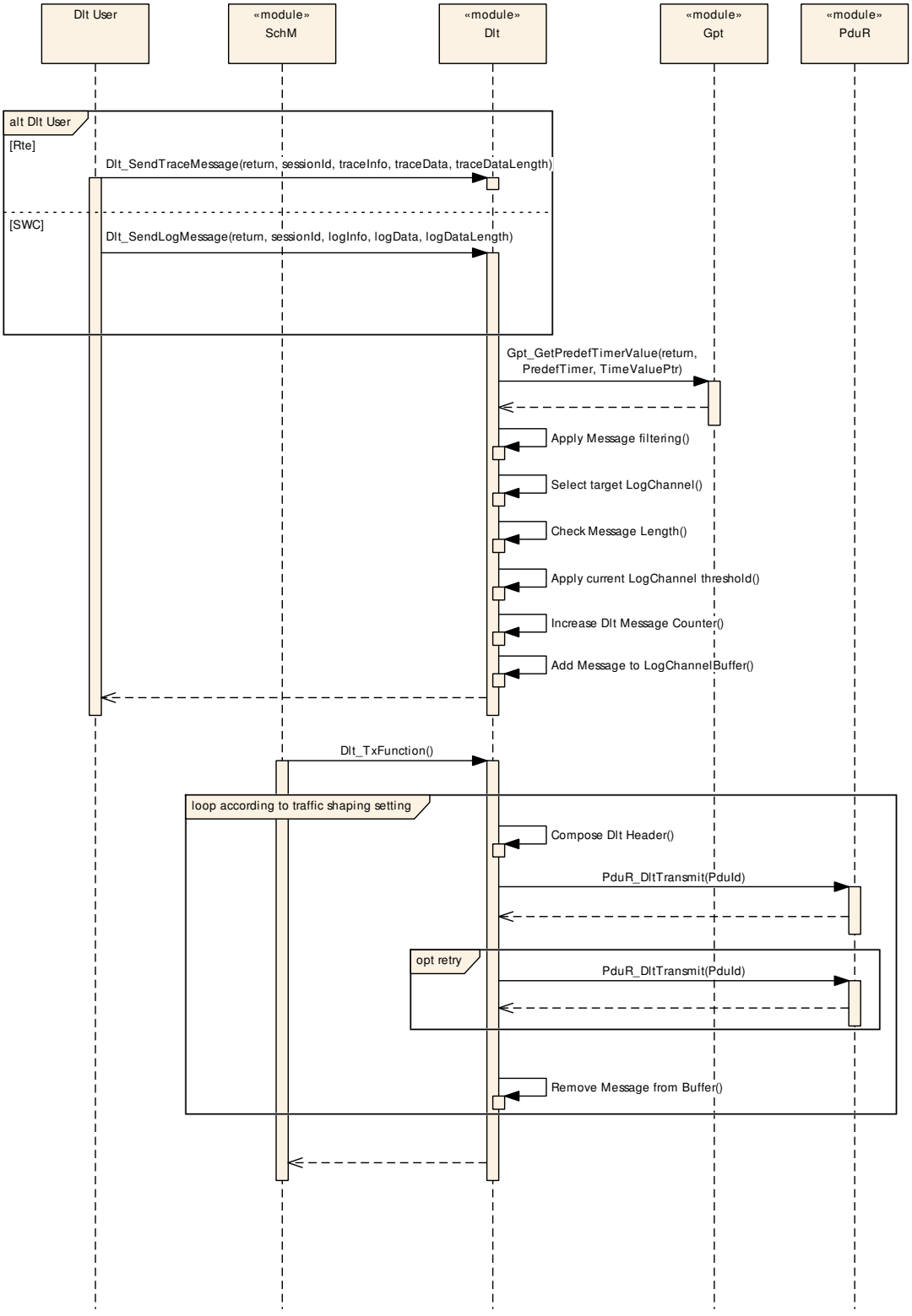

Figure 9.2: Overview of Dlt message transmission on one LogChannel

9.3 SetLogLevelFilter

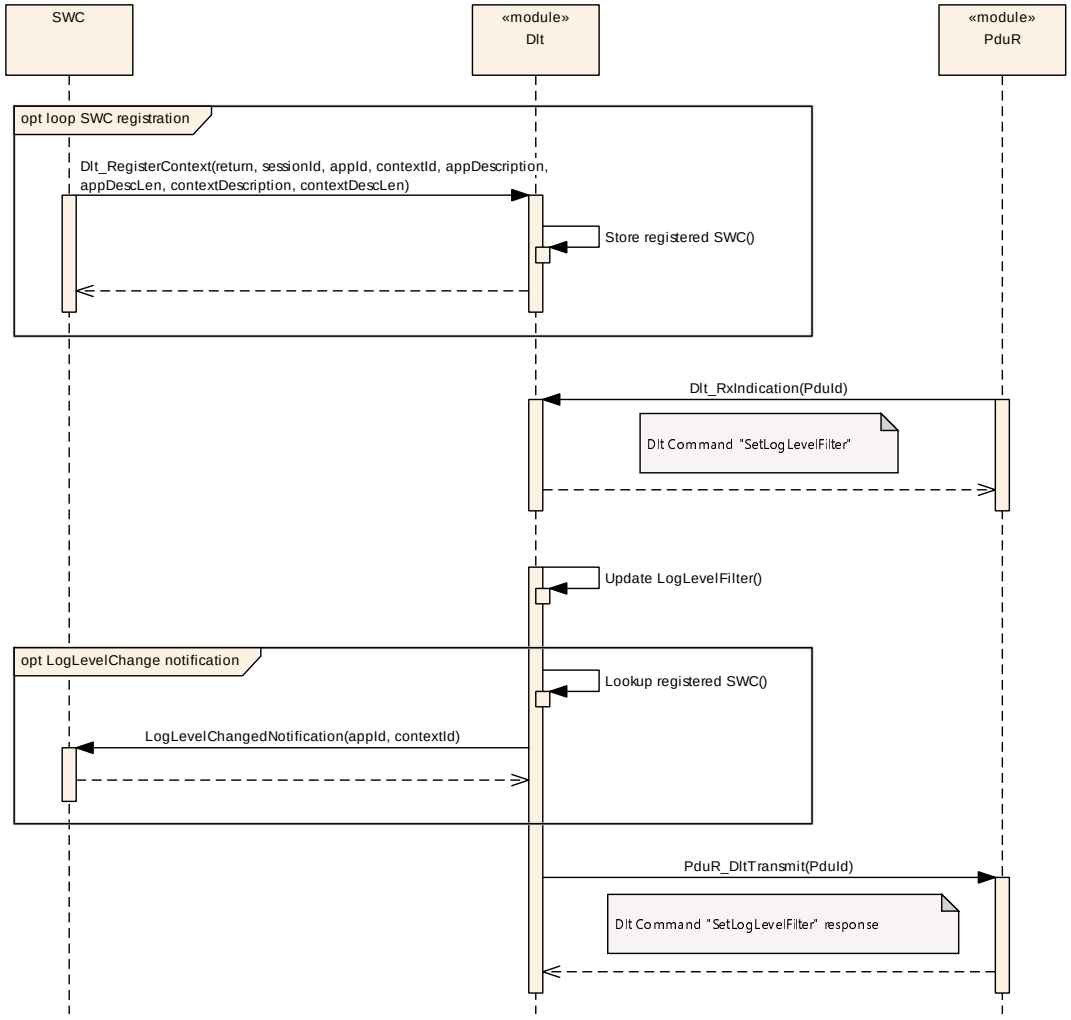

Figure 9.3: Set Log Level Filter

9.4 Buffer overflow indication

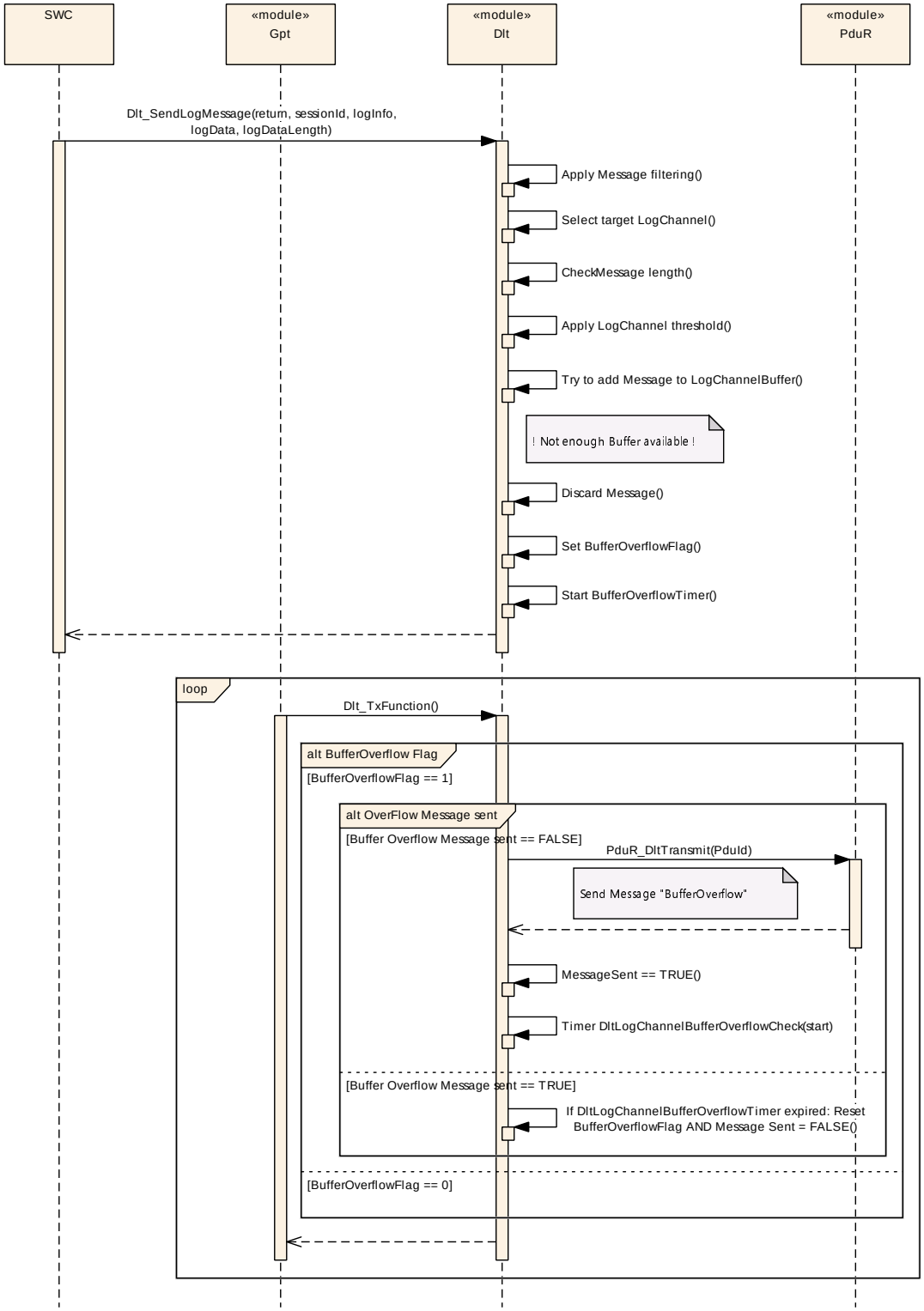

Figure 9.4: Buffer overflow indication

10 Configuration specification

Chapter 10.1 specifies the structure (containers) and the parameters of the module Dlt.

Chapter 10.2 specifies published information of the module Dlt.

10.1 Containers and configuration parameters

The following chapters summarize all configuration parameters. The detailed meanings of the parameters describe Chapter 7 and Chapter 8.

10.1.1 Dlt

[ECUC_Dlt_00800] Definition of EcucModuleDef Dlt ⌈

Module Name	Dlt
Description	Configuration of the Dlt (Log&Trace) module.
Post-Build Selectable Support	true
Post-Build Loadable Support	true

Included Containers		
Container Name	**Multiplicity**	**Description**
DltConfigSet	1	This container lists all the global Dlt functionalities that can be enabled or disabled at pre-compile time to optimize resource consumption.
DltGeneral	1	This container lists all the global Dlt functionalities that can be enabled or disabled at pre-compile time to optimize resource consumption.
DltSwc	0..*	Contains necessary configuration parameters of the AUTOSAR Dlt module to interact with SWCs.

⌋

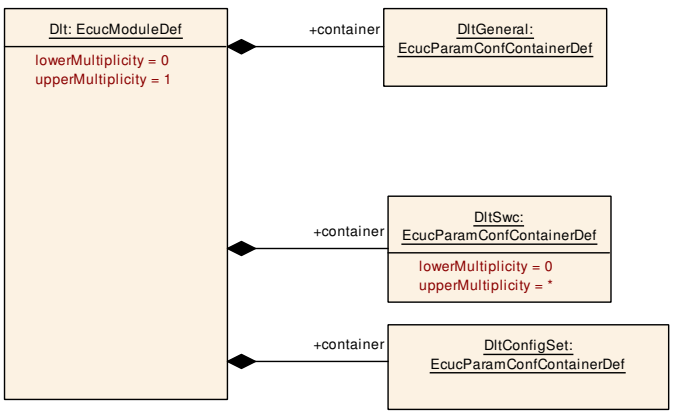

Figure 10.1: Dlt

10.1.2 DltGeneral

[ECUC_Dlt_00809] Definition of EcucParamConfContainerDef DltGeneral ⌈

Container Name	DltGeneral
Parent Container	Dlt
Upstream mapping defined	–
Description	This container lists all the global Dlt functionalities that can be enabled or disabled at pre-compile time to optimize resource consumption.
Multiplicity	1
Pre-Compile only	true
Configuration Parameters	

Included Parameters		
Parameter Name	**Multiplicity**	**ECUC ID**
DltGeneralDevErrorDetect	1	[ECUC_Dlt_00840]
DltGeneralInjectionSupport	1	[ECUC_Dlt_00847]
DltGeneralNvRAMSupport	1	[ECUC_Dlt_00915]
DltGeneralRegisterContextNotification	1	[ECUC_Dlt_00846]
DltGeneralRxDataPathSupport	1	[ECUC_Dlt_00848]
DltGeneralStartUpDelayTimer	0..1	[ECUC_Dlt_00897]
DltGeneralTimeStampSupport	1	[ECUC_Dlt_00850]
DltGeneralTrafficShapingSupport	1	[ECUC_Dlt_00849]
DltMaxNumberOfChannels	1	[ECUC_Dlt_00918]
DltProtocolVersion	0..1	[ECUC_Dlt_00917]
DltGeneralGptChannelRef	0..1	[ECUC_Dlt_00905]
DltGeneralNvRamRef	0..1	[ECUC_Dlt_00845]
DltGeneralStbMTimeBaseRef	0..1	[ECUC_Dlt_00914]

No Included Containers

⌋

[ECUC_Dlt_00840] Definition of EcucBooleanParamDef DltGeneralDevErrorDetect ⌈

Parameter Name	DltGeneralDevErrorDetect
Parent Container	DltGeneral
Upstream mapping defined	–
Description	If the Default Error Tracer (Det) shall be used, this parameter shall be set to TRUE. Otherwise, it shall be set to FALSE.
Multiplicity	1
Type	EcucBooleanParamDef
Default value	–
Pre-Compile only	true

⌋

[ECUC_Dlt_00847] Definition of EcucBooleanParamDef DltGeneralInjectionSupport ⌈

Parameter Name	DltGeneralInjectionSupport
Parent Container	DltGeneral
Upstream mapping defined	–
Description	Enables or disables the Dlt Injection feature.
Multiplicity	1
Type	EcucBooleanParamDef
Default value	false
Pre-Compile only	true

⌋

[ECUC_Dlt_00915] Definition of EcucBooleanParamDef DltGeneralNvRAMSupport ⌈

Parameter Name	DltGeneralNvRAMSupport
Parent Container	DltGeneral
Upstream mapping defined	–
Description	Enables or disables the Dlt NvRAM Support feature.
Multiplicity	1
Type	EcucBooleanParamDef
Default value	false
Pre-Compile only	true

⌋

[ECUC_Dlt_00846] Definition of EcucBooleanParamDef DltGeneralRegisterContextNotification ⌈

Parameter Name	DltGeneralRegisterContextNotification
Parent Container	DltGeneral
Upstream mapping defined	–
Description	If this parameter is set to TRUE, a Dlt Control Message is sent every time a SWC registeres and/or de-registers at/from the Dlt Module. Else, this notification is not sent.
Multiplicity	1
Type	EcucBooleanParamDef
Default value	false
Pre-Compile only	true

⌋

[ECUC_Dlt_00848] Definition of EcucBooleanParamDef DltGeneralRxDataPathSupport ⌈

Parameter Name	DltGeneralRxDataPathSupport
Parent Container	DltGeneral
Upstream mapping defined	–

▽

△

Description	Enables or disables the Rx Data Path to control the Dlt module. Dependency: At least one RxPdu needs to be configured if DltGeneralRxDataPath Support = TRUE
Multiplicity	1
Type	EcucBooleanParamDef
Default value	false
Pre-Compile only	true

⌋

[ECUC_Dlt_00897] Definition of EcucFloatParamDef DltGeneralStartUpDelay Timer ⌈

Parameter Name	DltGeneralStartUpDelayTimer	
Parent Container	DltGeneral	
Upstream mapping defined	–	
Description	Configurable delay in s of starting the transmission of Log and Trace messages after the Dlt module has been initialized.	
Multiplicity	0..1	
Type	EcucFloatParamDef	
Range	[0.001 .. 10]	
Default value	–	
Pre-Compile only	true	

⌋

[ECUC_Dlt_00850] Definition of EcucBooleanParamDef DltGeneralTimeStamp Support ⌈

Parameter Name	DltGeneralTimeStampSupport
Parent Container	DltGeneral
Upstream mapping defined	–
Description	If a Time Stamp shall be added to the Dlt messages, this configuration parameter shall be set to TRUE. Otherwise, it shall be set to FALSE.
Multiplicity	1
Type	EcucBooleanParamDef
Default value	false
Pre-Compile only	true

⌋

[ECUC_Dlt_00849] Definition of EcucBooleanParamDef DltGeneralTrafficShapingSupport ⌈

Parameter Name	DltGeneralTrafficShapingSupport
Parent Container	DltGeneral
Upstream mapping defined	–
Description	Enables or disables the TrafficShaping feature to limit the maximum bandwidth for Dlt messages. If enabled, the maximum bandwidth can be configured per LogChannel.

▽

△

Multiplicity	1
Type	EcucBooleanParamDef
Default value	true
Pre-Compile only	true

⌋

[ECUC_Dlt_00918] Definition of EcucIntegerParamDef DltMaxNumberOfChannels ⌈

Parameter Name	DltMaxNumberOfChannels	
Parent Container	DltGeneral	
Upstream mapping defined	–	
Description	Maximum number of log channels. This value is used to determine the size of arrays of log channel names in the DLT API.	
Multiplicity	1	
Type	EcucIntegerParamDef	
Range	1 .. 65535	
Default value	–	
Pre-Compile only	true	

⌋

[ECUC_Dlt_00917] Definition of EcucIntegerParamDef DltProtocolVersion ⌈

Parameter Name	DltProtocolVersion	
Parent Container	DltGeneral	
Upstream mapping defined	–	
Description	Selects the DLT protocol version to be used by Dlt module. Currently the versions 1 and 2 are supported.	
Multiplicity	0..1	
Type	EcucIntegerParamDef	
Range	1 .. 255	
Default value	1	
Pre-Compile only	true	

⌋

[ECUC_Dlt_00905] Definition of EcucReferenceDef DltGeneralGptChannelRef ⌈

Parameter Name	DltGeneralGptChannelRef
Parent Container	DltGeneral
Upstream mapping defined	–

▽

△

Description	If TimeStampSupport is used the Dlt module shall fetch the time from the Gpt module by calling Gpt_GetTimeElapsed with the here referenced GptChannel. The tick duration can be deduced from the GptChannelTickFrequency parameter of the Gpt ChannelConfiguration container. This is necessary to calculate the microsecond resolution timestamp output in the Dlt message. A GPT timer shall be used which starts with value 0 at ECU start-up according to the PRS Dlt Protocol Specification. Dependency: DltGeneralTimeStampSupport is set to TRUE and DltGeneralStbMTime BaseRef is not configured.
Multiplicity	0..1
Type	Symbolic name reference to GptChannelConfiguration
Pre-Compile only	true

⌋

[ECUC_Dlt_00845] Definition of EcucReferenceDef DltGeneralNvRamRef ⌈

Parameter Name	DltGeneralNvRamRef
Parent Container	DltGeneral
Upstream mapping defined	–
Description	If the Dlt module shall be able to store modified parameters during runtime persistently, this reference shall be set and shall point to the NvmBlock.
Multiplicity	0..1
Type	Symbolic name reference to NvMBlockDescriptor
Pre-Compile only	true

⌋

[ECUC_Dlt_00914] Definition of EcucReferenceDef DltGeneralStbMTimeBaseRef ⌈

Parameter Name	DltGeneralStbMTimeBaseRef
Parent Container	DltGeneral
Upstream mapping defined	–
Description	If TimeStampSupport is used the Dlt module shall fetch the time from the StbM module by calling StbM_GetCurrentTime with the here referenced StbMSynchronizedTime Base. Dependency: DltGeneralTimeStampSupport is set to TRUE and DltGeneralGpt ChannelRef is not configured
Multiplicity	0..1
Type	Symbolic name reference to StbMSynchronizedTimeBase
Pre-Compile only	true

⌋

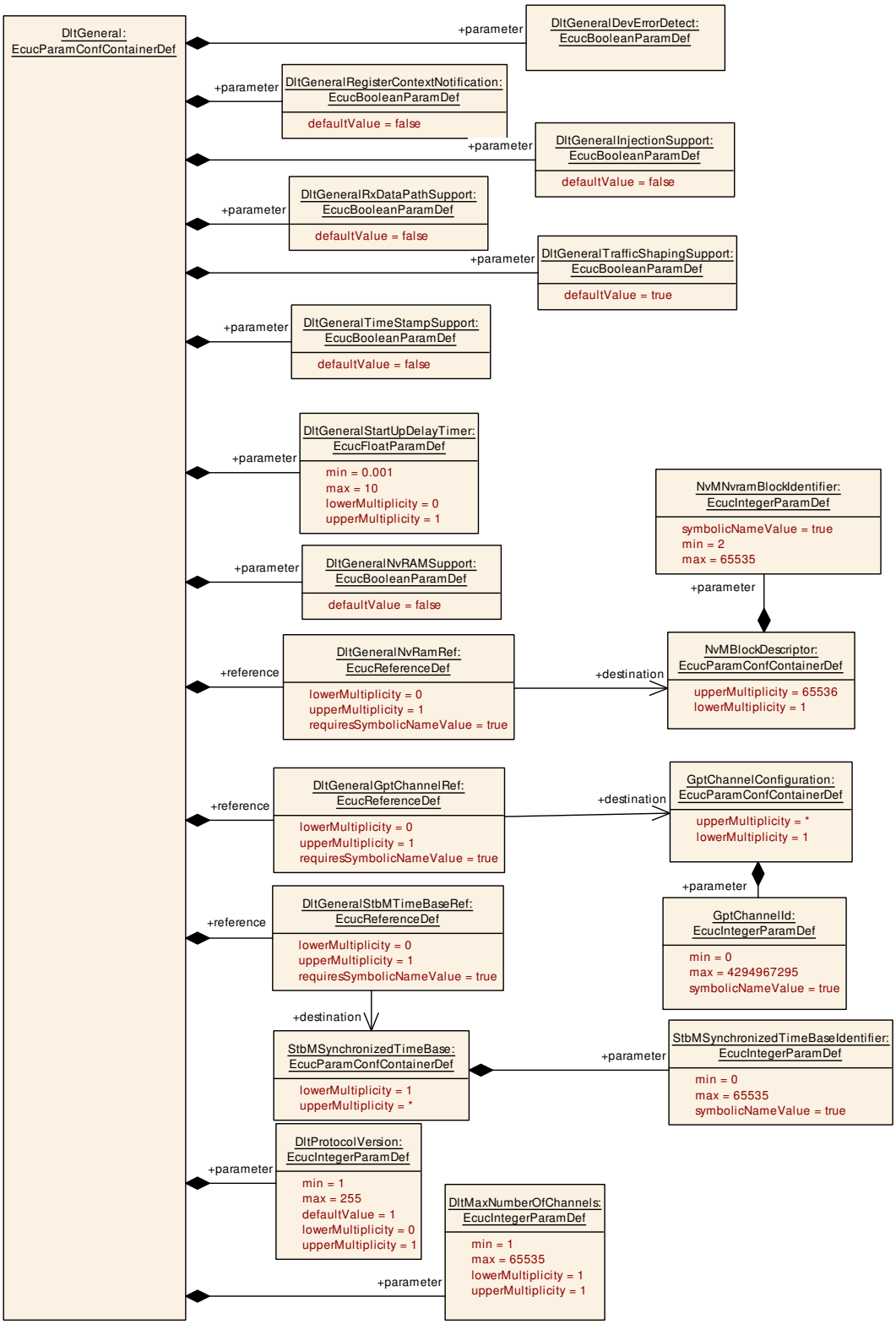

Figure 10.2: DltGeneral

10.1.3 DltSwc

[ECUC_Dlt_00856] Definition of EcucParamConfContainerDef DltSwc ⌈

Container Name	DltSwc	
Parent Container	Dlt	
Upstream mapping defined	–	
Description	Contains necessary configuration parameters of the AUTOSAR Dlt module to interact with SWCs.	
Multiplicity	0..*	
Post-Build Multiplicity	Loadable	Selectable
Configuration Parameters		

Included Parameters		
Parameter Name	**Multiplicity**	**ECUC ID**
DltSwcSessionId	1	[ECUC_Dlt_00852]
DltSwcSupportLogLevelAndTraceStatusChange Notification	1	[ECUC_Dlt_00853]
MaxSwcLogMessageLength	1	[ECUC_Dlt_00909]
MaxSwcTraceMessageLength	1	[ECUC_Dlt_00910]

Included Containers		
Container Name	**Multiplicity**	**Description**
DltSwcContext	0..*	This container contains the configuration of ApplicationId / ContextId pairs which are supported by this SWC.

⌋

[ECUC_Dlt_00852] Definition of EcucIntegerParamDef DltSwcSessionId ⌈

Parameter Name	DltSwcSessionId	
Parent Container	DltSwc	
Upstream mapping defined	–	
Description	An ECU wide unique ID to identify the port a SWC (instance) uses.	
Multiplicity	1	
Type	EcucIntegerParamDef	
Range	0 .. 18446744073709551615	
Default value	–	
Pre-Compile only	true	

⌋

[ECUC_Dlt_00853] Definition of EcucBooleanParamDef DltSwcSupportLogLevelAndTraceStatusChangeNotification ⌈

Parameter Name	DltSwcSupportLogLevelAndTraceStatusChangeNotification
Parent Container	DltSwc
Upstream mapping defined	–
Description	Flag indicating, whether Dlt has to provide a R-Port for the notification of the SWC about LogLevel or TraceStatus changes.

▽

△

Multiplicity	1
Type	EcucBooleanParamDef
Default value	false
Pre-Compile only	true

⌋

[ECUC_Dlt_00909] Definition of EcucIntegerParamDef MaxSwcLogMessage Length ⌈

Parameter Name	MaxSwcLogMessageLength	
Parent Container	DltSwc	
Upstream mapping defined	–	
Description	Defines the maximum allowed length (uint16) for LogMessages. The upper limit for the range of this parameter is currently defined by the range of the data type. The actual upper limit for the range of this parameter is identical to the maximum length of all configured Dlt log or trace messages, which is known when all log or trace messages are configured.	
Multiplicity	1	
Type	EcucIntegerParamDef	
Range	8 .. 65535	
Default value	–	
Pre-Compile only	true	

⌋

[ECUC_Dlt_00910] Definition of EcucIntegerParamDef MaxSwcTraceMessage Length ⌈

Parameter Name	MaxSwcTraceMessageLength	
Parent Container	DltSwc	
Upstream mapping defined	–	
Description	Defines the maximum allowed length (uint16) for TraceMessages. The upper limit for the range of this parameter is currently defined by the range of the data type. The actual upper limit for the range of this parameter is identical to the maximum length of all configured Dlt log or trace messages, which is known when all log or trace messages are configured.	
Multiplicity	1	
Type	EcucIntegerParamDef	
Range	8 .. 65535	
Default value	–	
Pre-Compile only	true	

⌋

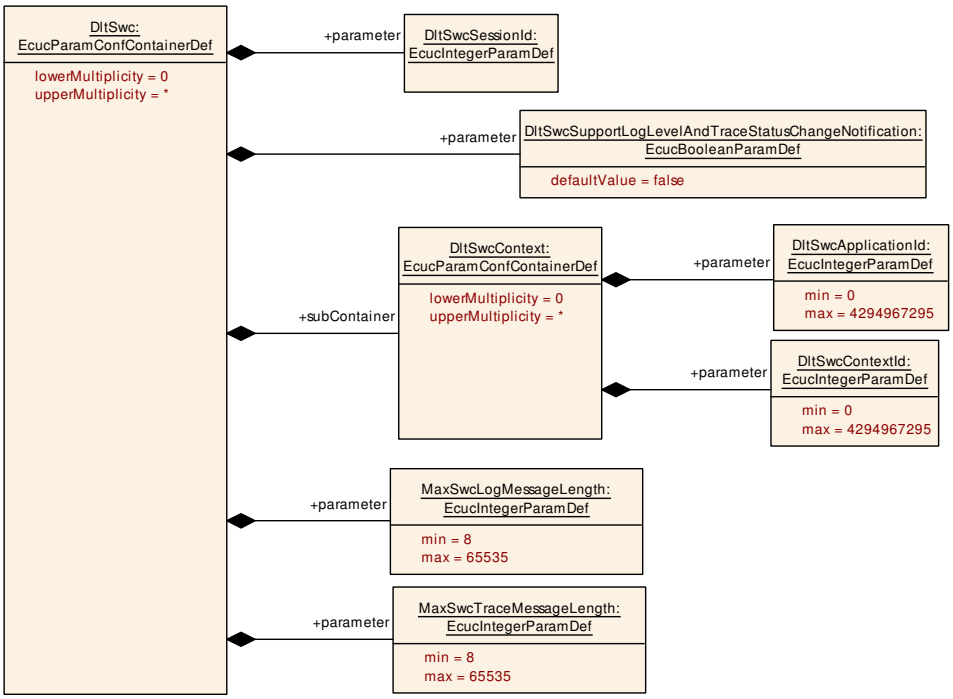

Figure 10.3: DltSwc

10.1.4 DltSwcContext

[ECUC_Dlt_00854] Definition of EcucParamConfContainerDef DltSwcContext ⌈

Container Name	DltSwcContext	
Parent Container	DltSwc	
Upstream mapping defined	[12, CP_TPS_SystemTemplate]	
Description	This container contains the configuration of ApplicationId / ContextId pairs which are supported by this SWC.	
Multiplicity	0..*	
Post-Build Multiplicity	Loadable	Selectable
Configuration Parameters		

Included Parameters		
Parameter Name	**Multiplicity**	**ECUC ID**
DltSwcApplicationId	1	[ECUC_Dlt_00858]
DltSwcContextId	1	[ECUC_Dlt_00859]

No Included Containers

⌋

[ECUC_Dlt_00858] Definition of EcucIntegerParamDef DltSwcApplicationId ⌈

Parameter Name	DltSwcApplicationId	
Parent Container	DltSwcContext	
Upstream mapping defined	[12, CP_TPS_SystemTemplate]	
Description	Abbreviation for the SWC (4 characters)	
Multiplicity	1	
Type	EcucIntegerParamDef	
Range	0 .. 4294967295	
Default value	–	
Post-Build Value	Loadable	Selectable

⌋

[ECUC_Dlt_00859] Definition of EcucIntegerParamDef DltSwcContextId ⌈

Parameter Name	DltSwcContextId	
Parent Container	DltSwcContext	
Upstream mapping defined	[12, CP_TPS_SystemTemplate]	
Description	Abbreviation for the ContextId (4 characters)	
Multiplicity	1	
Type	EcucIntegerParamDef	
Range	0 .. 4294967295	
Default value	–	
Post-Build Value	Loadable	Selectable

⌋

10.1.5 DltConfigSet

[ECUC_Dlt_00842] Definition of EcucParamConfContainerDef DltConfigSet ⌈

Container Name	DltConfigSet
Parent Container	Dlt
Upstream mapping defined	–
Description	This container lists all the global Dlt functionalities that can be enabled or disabled at pre-compile time to optimize resource consumption.
Multiplicity	1
Pre-Compile only	true
Configuration Parameters	

No Included Parameters

Included Containers		
Container Name	**Multiplicity**	**Description**
DltLogLevelSetting	1	Contains settings for thresholds.
DltLogOutput	1	Contains settings for log/trace message output
DltProtocol	1	Configuration parameters for handling the specific protocol variants.
DltRxPdu	0..*	Contains the Pdu IDs to be used for Dlt control messages reception.
DltTraceStatusSetting	1	Contains settings for trace status

⌋

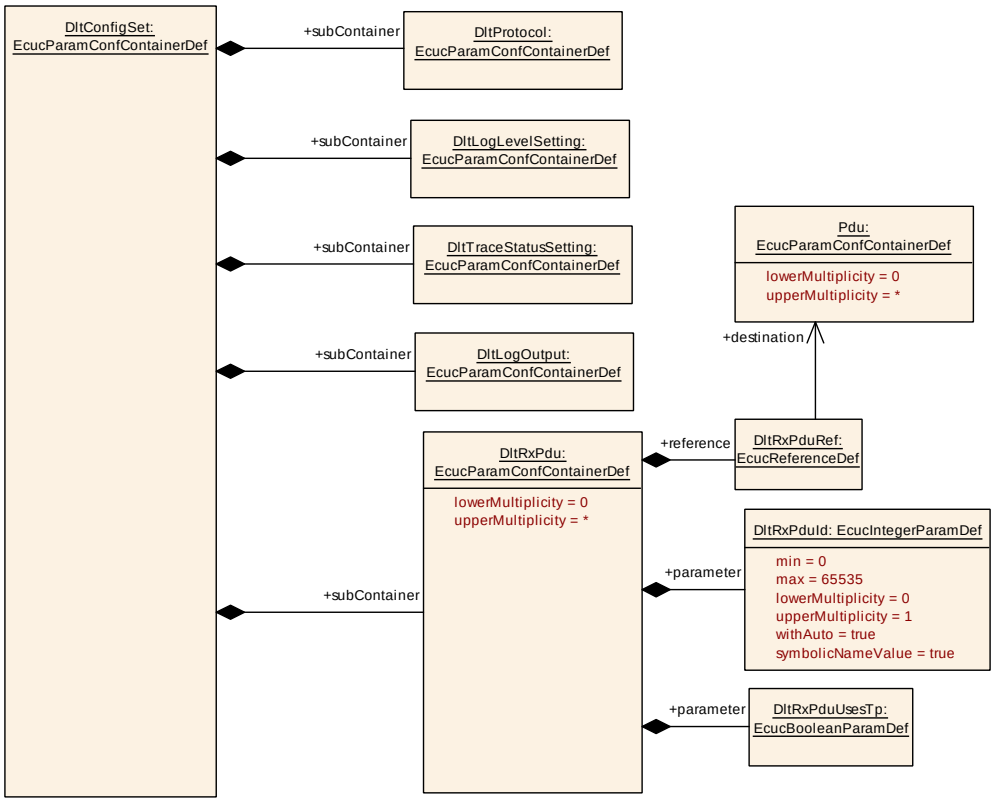

Figure 10.4: DltConfigSet

10.1.6 DltProtocol

[ECUC_Dlt_00832] Definition of EcucParamConfContainerDef DltProtocol ⌈

Container Name	DltProtocol
Parent Container	DltConfigSet
Upstream mapping defined	–
Description	Configuration parameters for handling the specific protocol variants.
Multiplicity	1
Pre-Compile only	true
Configuration Parameters	

Included Parameters		
Parameter Name	**Multiplicity**	**ECUC ID**
DltHeaderUseEcuId	1	[ECUC_Dlt_00811]
DltHeaderUseSessionID	1	[ECUC_Dlt_00813]
DltHeaderUseTimestamp	1	[ECUC_Dlt_00814]
DltUseExtHeaderInNonVerbMode	1	[ECUC_Dlt_00812]
DltUseVerboseMode	1	[ECUC_Dlt_00911]

Included Containers		
Container Name	**Multiplicity**	**Description**
DltEcuId	1	This is a choice container to choose between a EcuId value or a callout to get the EcuId.

⌋

[ECUC_Dlt_00811] Definition of EcucBooleanParamDef DltHeaderUseEcuId ⌈

Parameter Name	DltHeaderUseEcuId	
Parent Container	DltProtocol	
Upstream mapping defined	[12, CP_TPS_SystemTemplate]	
Description	Corresponds to field WEID (With ECU ID). If set ECU ID shall be placed in the header, else not. If DltGeneralNvRAMSupport is enabled the value of the parameter defined here is also the initial value for the corresponding NvRam entry. If DltGeneralNv RAMSupport is not set, Link-Time or Post-Build configuration shall be used.	
Multiplicity	1	
Type	EcucBooleanParamDef	
Default value	–	
Post-Build Value	Loadable	Selectable

⌋

[ECUC_Dlt_00813] Definition of EcucBooleanParamDef DltHeaderUseSessionID ⌈

Parameter Name	DltHeaderUseSessionID
Parent Container	DltProtocol
Upstream mapping defined	[12, CP_TPS_SystemTemplate]

▽

△

Description	Corresponds to field WSID (with Session ID). If set the Session ID shall be placed in the header, else not. If DltGeneralNvRAMSupport is enabled the value of the parameter defined here is also the initial value for the corresponding NvRam entry. If DltGeneral NvRAMSupport is not set, Link-Time or Post-Build configuration shall be used.	
Multiplicity	1	
Type	EcucBooleanParamDef	
Default value	–	
Post-Build Value	Loadable	Selectable

⌋

[ECUC_Dlt_00814] Definition of EcucBooleanParamDef DltHeaderUseTimestamp ⌈

Parameter Name	DltHeaderUseTimestamp	
Parent Container	DltProtocol	
Upstream mapping defined	[12, CP_TPS_SystemTemplate]	
Description	Corresponds to field WTMS (With Timestamp). If set the timestamp shall be placed in the header, else not. If DltGeneralNvRAMSupport is enabled the value of the parameter defined here is also the initial value for the corresponding NvRam entry. If DltGeneral NvRAMSupport is not set, Link-Time or Post-Build configuration shall be used. Dependency: Can only be true if DltGeneralTimeStampSupport is true.	
Multiplicity	1	
Type	EcucBooleanParamDef	
Default value	–	
Post-Build Value	Loadable	Selectable

⌋

[ECUC_Dlt_00812] Definition of EcucBooleanParamDef DltUseExtHeaderInNon VerbMode ⌈

Parameter Name	DltUseExtHeaderInNonVerbMode	
Parent Container	DltProtocol	
Upstream mapping defined	–	
Description	Non Verbose messages (opposed to verbose messages) do not need an extended header. If this flag is set to true the extended header shall also be used for non verbose messages. If DltGeneralNvRAMSupport is enabled the value of the parameter defined here is also the initial value for the corresponding NvRam entry. If DltGeneralNv RAMSupport is not set, Link-Time or Post-Build configuration shall be used.	
Multiplicity	1	
Type	EcucBooleanParamDef	
Default value	–	
Post-Build Value	Loadable	Selectable

⌋

[ECUC_Dlt_00911] Definition of EcucBooleanParamDef DltUseVerboseMode ⌈

Parameter Name	DltUseVerboseMode
Parent Container	DltProtocol
Upstream mapping defined	[12, CP_TPS_SystemTemplate]

▽

△

Description	If this flag is set to TRUE, the payload shall be transmitted in verbose mode, else the payload shall be transmitted in none-verbose mode.	
Multiplicity	1	
Type	EcucBooleanParamDef	
Default value	–	
Post-Build Value	Loadable	Selectable

⌋

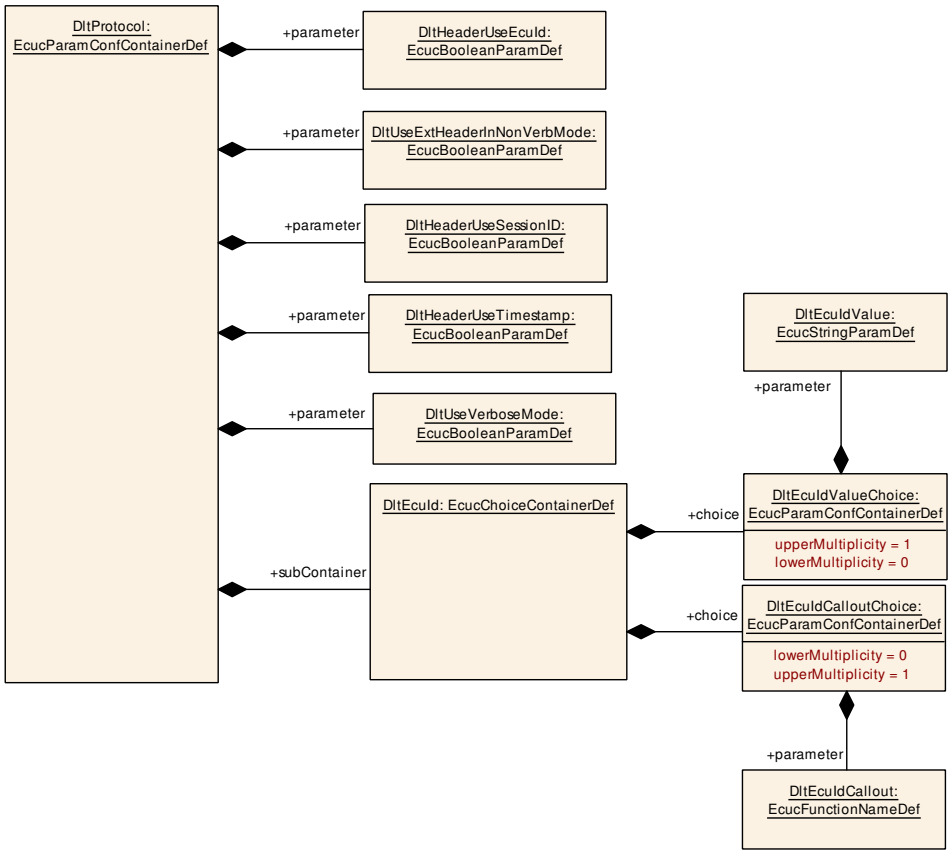

Figure 10.5: DltProtocol

10.1.7 DltEcuId

[ECUC_Dlt_00860] Definition of EcucChoiceContainerDef DltEcuId ⌈

Choice Container Name	DltEcuId
Parent Container	DltProtocol
Upstream mapping defined	[12, CP_TPS_SystemTemplate]
Description	This is a choice container to choose between a EcuId value or a callout to get the Ecu Id.
Multiplicity	1
Pre-Compile only	true

No Included Parameters

Container Choices		
Container Name	**Multiplicity**	**Description**
DltEcuIdCalloutChoice	0..1	EcuId via user defined callout.
DltEcuIdValueChoice	0..1	EcuId value configuration

⌋

10.1.8 DltEcuIdCalloutChoice

[ECUC_Dlt_00902] Definition of EcucParamConfContainerDef DltEcuIdCalloutChoice ⌈

Container Name	DltEcuIdCalloutChoice
Parent Container	DltEcuId
Upstream mapping defined	–
Description	EcuId via user defined callout.
Multiplicity	0..1
Pre-Compile only	true
Configuration Parameters	

Included Parameters		
Parameter Name	**Multiplicity**	**ECUC ID**
DltEcuIdCallout	1	[ECUC_Dlt_00862]

No Included Containers

⌋

[ECUC_Dlt_00862] Definition of EcucFunctionNameDef DltEcuIdCallout ⌈

Parameter Name	DltEcuIdCallout
Parent Container	DltEcuIdCalloutChoice
Upstream mapping defined	–
Description	If this choice is used the EcuId shall be fetched by calling the here configured callout function.
Multiplicity	1
Type	EcucFunctionNameDef
Default value	–
Regular Expression	–
Pre-Compile only	true

⌋

10.1.9 DltEcuIdValueChoice

[ECUC_Dlt_00901] Definition of EcucParamConfContainerDef DltEcuIdValue Choice ⌈

Container Name	DltEcuIdValueChoice
Parent Container	DltEcuId
Upstream mapping defined	–
Description	EcuId value configuration
Multiplicity	0..1
Pre-Compile only	true
Configuration Parameters	

Included Parameters		
Parameter Name	**Multiplicity**	**ECUC ID**
DltEcuIdValue	1	[ECUC_Dlt_00861]

No Included Containers

⌋

[ECUC_Dlt_00861] Definition of EcucStringParamDef DltEcuIdValue ⌈

Parameter Name	DltEcuIdValue
Parent Container	DltEcuIdValueChoice
Upstream mapping defined	[12, CP_TPS_SystemTemplate]
Description	If this choice is used the EcuId shall be taken from the configured string. This is the name of the ECU for use within the Dlt protocol. If you want to use a number representation type this as character.
Multiplicity	1
Type	EcucStringParamDef
Default value	–
Regular Expression	–
Pre-Compile only	true

⌋

10.1.10 DltLogLevelSetting

[ECUC_Dlt_00863] Definition of EcucParamConfContainerDef DltLogLevelSetting ⌈

Container Name	DltLogLevelSetting
Parent Container	DltConfigSet
Upstream mapping defined	–
Description	Contains settings for thresholds.
Multiplicity	1
Pre-Compile only	true
Configuration Parameters	

Included Parameters		
Parameter Name	**Multiplicity**	**ECUC ID**
DltDefaultLogLevel	1	[ECUC_Dlt_00864]

Included Containers		
Container Name	**Multiplicity**	**Description**
DltLogLevelThreshold	0..*	This container contains a preconfiguration of ApplicationId / ContextId pairs and their assigned LogLevel threshold.

⌋

[ECUC_Dlt_00864] Definition of EcucEnumerationParamDef DltDefaultLogLevel ⌈

Parameter Name	DltDefaultLogLevel	
Parent Container	DltLogLevelSetting	
Upstream mapping defined	–	
Description	This is the effective log level used in case no filter matches the given AppicationId and ContextId. This can be seen as a fall-through filter definition with wildcard for AppicationId and ContextId, which will be used, when no other filter matches.	
Multiplicity	1	
Type	EcucEnumerationParamDef	
Range	DLT_LOG_DEBUG	Log level debug
	DLT_LOG_ERROR	Log level error
	DLT_LOG_FATAL	Log level fatal
	DLT_LOG_INFO	Log level info
	DLT_LOG_OFF	Log level off (no logging)
	DLT_LOG_VERBOSE	Log level verbose
	DLT_LOG_WARN	Log level warning
Post-Build Value	Loadable	Selectable

⌋

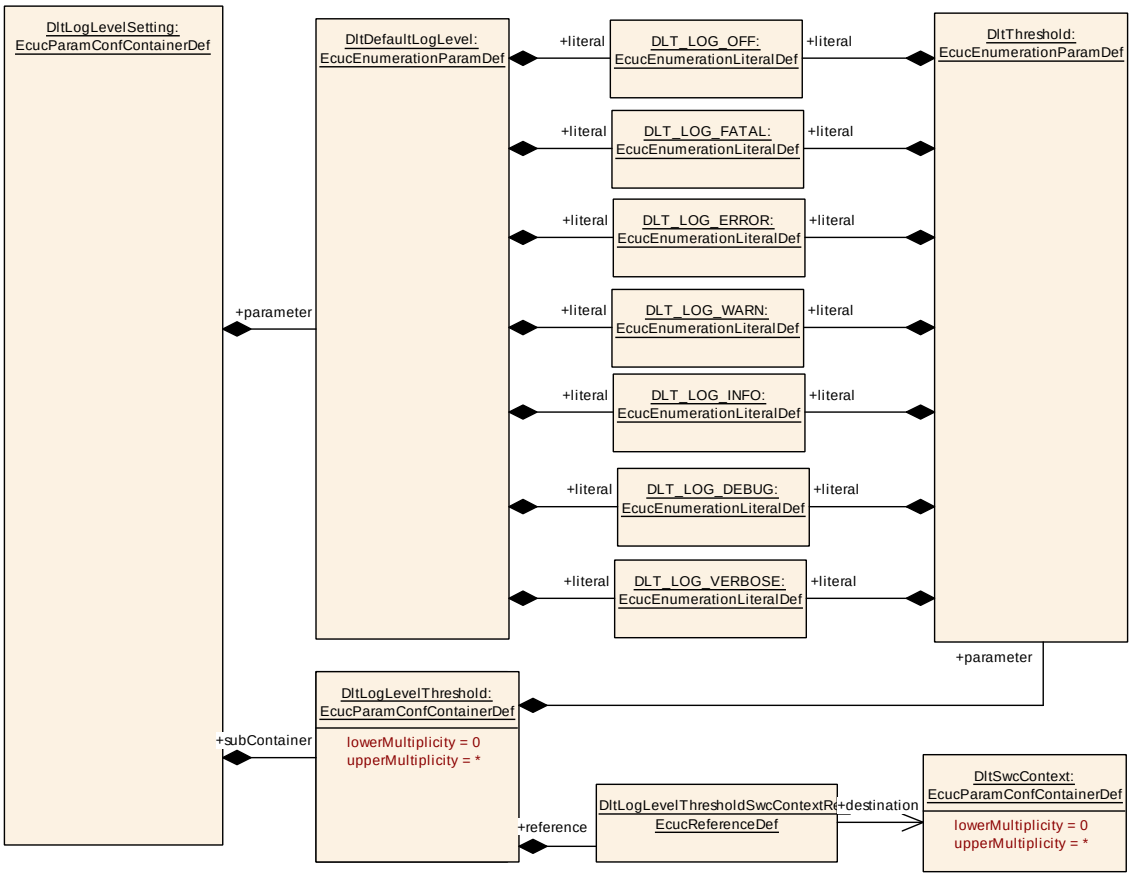

Figure 10.6: DltLogLevelSetting

10.1.11 DltLogLevelThreshold

[ECUC_Dlt_00865] Definition of EcucParamConfContainerDef DltLogLevelThreshold ⌈

Container Name	DltLogLevelThreshold	
Parent Container	DltLogLevelSetting	
Upstream mapping defined	–	
Description	This container contains a preconfiguration of ApplicationId / ContextId pairs and their assigned LogLevel threshold.	
Multiplicity	0..*	
Post-Build Multiplicity	Loadable	Selectable
Configuration Parameters		

Included Parameters		
Parameter Name	**Multiplicity**	**ECUC ID**
DltThreshold	1	[ECUC_Dlt_00866]
DltLogLevelThresholdSwcContextRef	1	[ECUC_Dlt_00894]

No Included Containers

⌋

[ECUC_Dlt_00866] Definition of EcucEnumerationParamDef DltThreshold ⌈

Parameter Name	DltThreshold	
Parent Container	DltLogLevelThreshold	
Upstream mapping defined	–	
Description	LogLevel Threshold	
Multiplicity	1	
Type	EcucEnumerationParamDef	
Range	DLT_LOG_DEBUG	Log level debug
	DLT_LOG_ERROR	Log level error
	DLT_LOG_FATAL	Log level fatal
	DLT_LOG_INFO	Log level info
	DLT_LOG_OFF	Log level off (no logging)
	DLT_LOG_VERBOSE	Log level verbose
	DLT_LOG_WARN	Log level warning
Post-Build Value	Loadable	Selectable

⌋

[ECUC_Dlt_00894] Definition of EcucReferenceDef DltLogLevelThresholdSwcContextRef ⌈

Parameter Name	DltLogLevelThresholdSwcContextRef	
Parent Container	DltLogLevelThreshold	
Upstream mapping defined	–	
Description	Reference to an ApplicationId/ContextId pair to which a LogLevel threshold is assigned.	
Multiplicity	1	
Type	Reference to DltSwcContext	
Post-Build Value	Loadable	Selectable

⌋

10.1.12 DltLogChannelAssignment

[ECUC_Dlt_00887] Definition of EcucParamConfContainerDef DltLogChannelAssignment ⌈

Container Name	DltLogChannelAssignment	
Parent Container	DltLogOutput	
Upstream mapping defined	[12, CP_TPS_SystemTemplate]	
Description	This container contains a preconfiguration of ApplicationId / ContextId pairs and their assigned log channel.	
Multiplicity	0..*	
Post-Build Multiplicity	Loadable	Selectable
Configuration Parameters		

Included Parameters		
Parameter Name	**Multiplicity**	**ECUC ID**
DltLogChannelAssignmentSwcContextRef	1	[ECUC_Dlt_00896]
DltLogChannelRef	1	[ECUC_Dlt_00888]

No Included Containers

⌋

[ECUC_Dlt_00896] Definition of EcucReferenceDef DltLogChannelAssignmentSwcContextRef ⌈

Parameter Name	DltLogChannelAssignmentSwcContextRef	
Parent Container	DltLogChannelAssignment	
Upstream mapping defined	[12, CP_TPS_SystemTemplate]	
Description	Reference to an ApplicationId/ContextId pair that is assigned to a DltLogChannel.	
Multiplicity	1	
Type	Reference to DltSwcContext	
Post-Build Value	Loadable	Selectable

⌋

[ECUC_Dlt_00888] Definition of EcucReferenceDef DltLogChannelRef ⌈

Parameter Name	DltLogChannelRef	
Parent Container	DltLogChannelAssignment	
Upstream mapping defined	[12, CP_TPS_SystemTemplate]	
Description	Reference to a DltLogChannel that is assigned to an ApplicationId / ContextId pair.	
Multiplicity	1	
Type	Reference to DltLogChannel	
Post-Build Value	Loadable	Selectable

⌋

10.1.13 DltTraceStatusSetting

[ECUC_Dlt_00869] Definition of EcucParamConfContainerDef DltTraceStatusSetting ⌈

Container Name	DltTraceStatusSetting
Parent Container	DltConfigSet
Upstream mapping defined	–
Description	Contains settings for trace status
Multiplicity	1
Pre-Compile only	true
Configuration Parameters	

Included Parameters		
Parameter Name	**Multiplicity**	**ECUC ID**
DltDefaultTraceStatus	1	[ECUC_Dlt_00870]

Included Containers		
Container Name	**Multiplicity**	**Description**
DltTraceStatusAssignment	0..*	This container contains a preconfiguration of ApplicationId / ContextId pairs and their assigned trace status.

⌋

[ECUC_Dlt_00870] Definition of EcucBooleanParamDef DltDefaultTraceStatus ⌈

Parameter Name	DltDefaultTraceStatus	
Parent Container	DltTraceStatusSetting	
Upstream mapping defined	–	
Description	This is the effective trace status used in case no filter matches the given ApplicationId and ContextId. This can be seen as a fall-through filter definition with wildcard for ApplicationId and ContextId, which will be used, when no other filter matches.	
Multiplicity	1	
Type	EcucBooleanParamDef	
Default value	–	
Post-Build Value	Loadable	Selectable

⌋

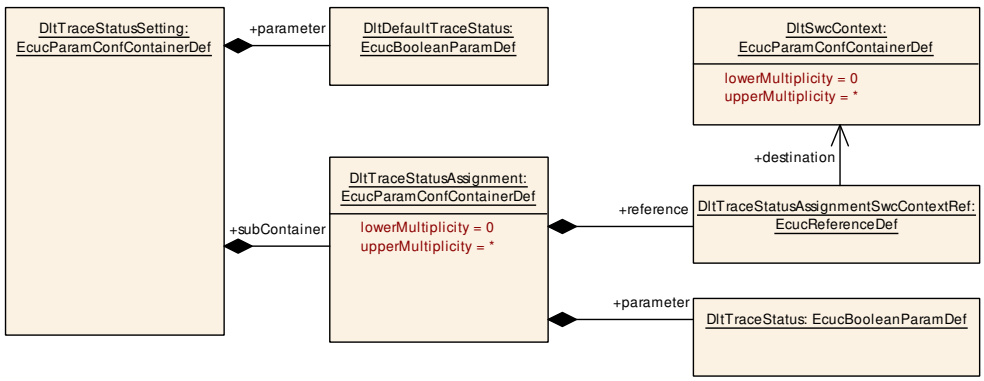

Figure 10.7: DltTraceStatusSetting

10.1.14 DltTraceStatusAssignment

[ECUC_Dlt_00871] Definition of EcucParamConfContainerDef DltTraceStatusAssignment ⌈

Container Name	DltTraceStatusAssignment	
Parent Container	DltTraceStatusSetting	
Upstream mapping defined	–	
Description	This container contains a preconfiguration of ApplicationId / ContextId pairs and their assigned trace status.	
Multiplicity	0..*	
Post-Build Multiplicity	Loadable	Selectable
Configuration Parameters		

Included Parameters		
Parameter Name	**Multiplicity**	**ECUC ID**
DltTraceStatus	1	[ECUC_Dlt_00874]
DltTraceStatusAssignmentSwcContextRef	1	[ECUC_Dlt_00895]

No Included Containers

⌋

[ECUC_Dlt_00874] Definition of EcucBooleanParamDef DltTraceStatus ⌈

Parameter Name	DltTraceStatus	
Parent Container	DltTraceStatusAssignment	
Upstream mapping defined	–	
Description	Trace status for the given ApplicationId/ContextId tuple.	
Multiplicity	1	
Type	EcucBooleanParamDef	
Default value	–	
Post-Build Value	Loadable	Selectable

⌋

[ECUC_Dlt_00895] Definition of EcucReferenceDef DltTraceStatusAssignmentSwcContextRef ⌈

Parameter Name	DltTraceStatusAssignmentSwcContextRef	
Parent Container	DltTraceStatusAssignment	
Upstream mapping defined	–	
Description	Reference to an ApplicationId/ContextId pair to which a DltTraceStatus is assigned.	
Multiplicity	1	
Type	Reference to DltSwcContext	
Post-Build Value	Loadable	Selectable

⌋

10.1.15 DltLogOutput

[ECUC_Dlt_00875] Definition of EcucParamConfContainerDef DltLogOutput ⌈

Container Name	DltLogOutput
Parent Container	DltConfigSet
Upstream mapping defined	–
Description	Contains settings for log/trace message output
Multiplicity	1
Pre-Compile only	true
Configuration Parameters	

Included Parameters		
Parameter Name	**Multiplicity**	**ECUC ID**
DltDefaultLogChannelRef	1	[ECUC_Dlt_00889]

Included Containers		
Container Name	**Multiplicity**	**Description**
DltLogChannel	1..*	Contains settings for log/trace message output
DltLogChannelAssignment	0..*	This container contains a preconfiguration of ApplicationId / ContextId pairs and their assigned log channel.

⌋

[ECUC_Dlt_00889] Definition of EcucReferenceDef DltDefaultLogChannelRef ⌈

Parameter Name	DltDefaultLogChannelRef	
Parent Container	DltLogOutput	
Upstream mapping defined	–	
Description	Reference to the default log channel, which has to be used for a log/trace output, if no other match has been found.	
Multiplicity	1	
Type	Reference to DltLogChannel	
Post-Build Value	Loadable	Selectable

⌋

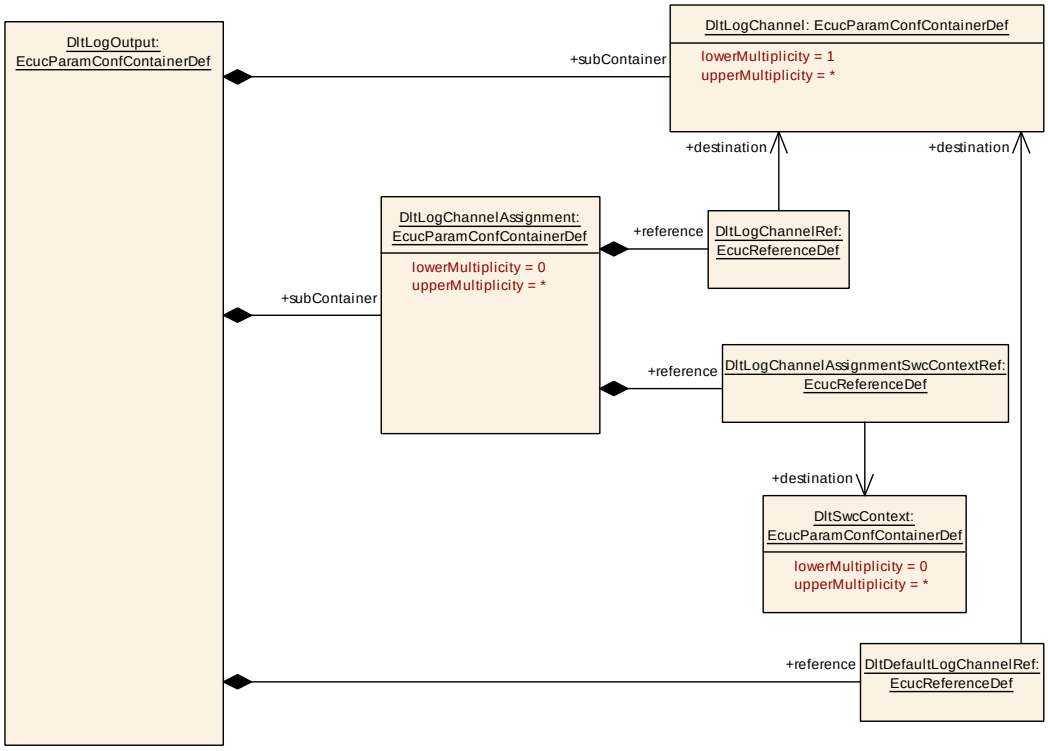

Figure 10.8: DltLogOutput

10.1.16 DltLogChannel

[ECUC_Dlt_00876] Definition of EcucParamConfContainerDef DltLogChannel ⌈

Container Name	DltLogChannel
Parent Container	DltLogOutput
Upstream mapping defined	[12, CP_TPS_SystemTemplate]
Description	Contains settings for log/trace message output
Multiplicity	1..*
Pre-Compile only	true
Configuration Parameters	

Included Parameters		
Parameter Name	**Multiplicity**	**ECUC ID**
DltLogChannelBufferOverflowTimer	1	[ECUC_Dlt_00886]
DltLogChannelBufferSize	1	[ECUC_Dlt_00881]
DltLogChannelId	1	[ECUC_Dlt_00877]
DltLogChannelMaxMessageLength	1	[ECUC_Dlt_00882]
DltLogChannelMaxNumOfRetries	1	[ECUC_Dlt_00884]
DltLogChannelSegmentationSupported	1	[ECUC_Dlt_00916]
DltLogChannelThreshold	1	[ECUC_Dlt_00878]
DltLogChannelTrafficShapingBandwidth	0..1	[ECUC_Dlt_00883]

▽

△

Included Parameters		
Parameter Name	**Multiplicity**	**ECUC ID**
DltLogChannelTransmitCycle	1	[ECUC_Dlt_00885]
DltLogTraceStatusFlag	1	[ECUC_Dlt_00879]

Included Containers		
Container Name	**Multiplicity**	**Description**
DltTxPdu	1	Contains the configuration parameters of the AUTOSAR Dlt module's Tx Pdus.

⌋

[ECUC_Dlt_00886] Definition of EcucFloatParamDef DltLogChannelBufferOverflowTimer ⌈

Parameter Name	DltLogChannelBufferOverflowTimer	
Parent Container	DltLogChannel	
Upstream mapping defined	–	
Description	Specifies the cycle time in seconds for resetting the buffer overflow flag in case a buffer overflow occurred.	
Multiplicity	1	
Type	EcucFloatParamDef	
Range	[0.001 .. 1]	
Default value	–	
Post-Build Value	Loadable	Selectable

⌋

[ECUC_Dlt_00881] Definition of EcucIntegerParamDef DltLogChannelBufferSize ⌈

Parameter Name	DltLogChannelBufferSize	
Parent Container	DltLogChannel	
Upstream mapping defined	–	
Description	Buffer size in bytes for the LogChannel specific message buffer.	
Multiplicity	1	
Type	EcucIntegerParamDef	
Range	0 .. 4294967295	
Default value	–	
Pre-Compile only	true	

⌋

[ECUC_Dlt_00877] Definition of EcucStringParamDef DltLogChannelId ⌈

Parameter Name	DltLogChannelId
Parent Container	DltLogChannel
Upstream mapping defined	[12, CP_TPS_SystemTemplate]

▽

△

Description	This is the 4 ASCII character long name of the log channel as used in the Dlt control messages as parameter name Dlt_interface	
Multiplicity	1	
Type	EcucStringParamDef	
Default value	–	
Regular Expression	–	
Post-Build Value	Loadable	Selectable

⌋

[ECUC_Dlt_00882] Definition of EcucIntegerParamDef DltLogChannelMaxMessageLength ⌈

Parameter Name	DltLogChannelMaxMessageLength	
Parent Container	DltLogChannel	
Upstream mapping defined	–	
Description	The maximum length of a Dlt log or trace message.	
Multiplicity	1	
Type	EcucIntegerParamDef	
Range	8 .. 65535	
Default value	–	
Post-Build Value	-	Selectable

⌋

[ECUC_Dlt_00884] Definition of EcucIntegerParamDef DltLogChannelMaxNumOfRetries ⌈

Parameter Name	DltLogChannelMaxNumOfRetries	
Parent Container	DltLogChannel	
Upstream mapping defined	–	
Description	The maximum amount of retries for sending a Dlt log or trace message.	
Multiplicity	1	
Type	EcucIntegerParamDef	
Range	0 .. 255	
Default value	0	
Post-Build Value	Loadable	Selectable

⌋

[ECUC_Dlt_00916] Definition of EcucBooleanParamDef DltLogChannelSegmentationSupported ⌈

Parameter Name	DltLogChannelSegmentationSupported
Parent Container	DltLogChannel
Upstream mapping defined	[12, CP_TPS_SystemTemplate]
Description	Segmentation will be used if a DLT message is larger than Pdu length.
Multiplicity	1

▽

△

Type	EcucBooleanParamDef	
Default value	–	
Post-Build Value	Loadable	Selectable

⌋

[ECUC_Dlt_00878] Definition of EcucEnumerationParamDef DltLogChannelThreshold ⌈

Parameter Name	DltLogChannelThreshold	
Parent Container	DltLogChannel	
Upstream mapping defined	[12, CP_TPS_SystemTemplate]	
Description	LogLevel Threshold	
Multiplicity	1	
Type	EcucEnumerationParamDef	
Range	DLT_LOG_DEBUG	Log level debug
	DLT_LOG_ERROR	Log level error
	DLT_LOG_FATAL	Log level fatal
	DLT_LOG_INFO	Log level info
	DLT_LOG_OFF	Log level off (no logging)
	DLT_LOG_VERBOSE	Log level verbose
	DLT_LOG_WARN	Log level warning
Post-Build Value	Loadable	Selectable

⌋

[ECUC_Dlt_00883] Definition of EcucIntegerParamDef DltLogChannelTrafficShapingBandwidth ⌈

Parameter Name	DltLogChannelTrafficShapingBandwidth	
Parent Container	DltLogChannel	
Upstream mapping defined	–	
Description	Set the maximum possible bandwith in bit/s. Dependency: DltGeneralTrafficShapingSupport enabled	
Multiplicity	0..1	
Type	EcucIntegerParamDef	
Range	0 .. 18446744073709551615	
Default value	–	
Post-Build Multiplicity	Loadable	Selectable
Post-Build Value	Loadable	Selectable

⌋

[ECUC_Dlt_00885] Definition of EcucFloatParamDef DltLogChannelTransmitCycle ⌈

Parameter Name	DltLogChannelTransmitCycle	
Parent Container	DltLogChannel	
Upstream mapping defined	–	
Description	Specifies the cycle time in seconds of the transmit functionality of this log channel.	
Multiplicity	1	
Type	EcucFloatParamDef	
Range	[0.001 .. 1]	
Default value	–	
Post-Build Value	Loadable	Selectable

⌋

[ECUC_Dlt_00879] Definition of EcucBooleanParamDef DltLogTraceStatusFlag ⌈

Parameter Name	DltLogTraceStatusFlag	
Parent Container	DltLogChannel	
Upstream mapping defined	[12, CP_TPS_SystemTemplate]	
Description	Parameter to turn on/off tracing on this LogChannel completely.	
Multiplicity	1	
Type	EcucBooleanParamDef	
Default value	–	
Post-Build Value	Loadable	Selectable

⌋

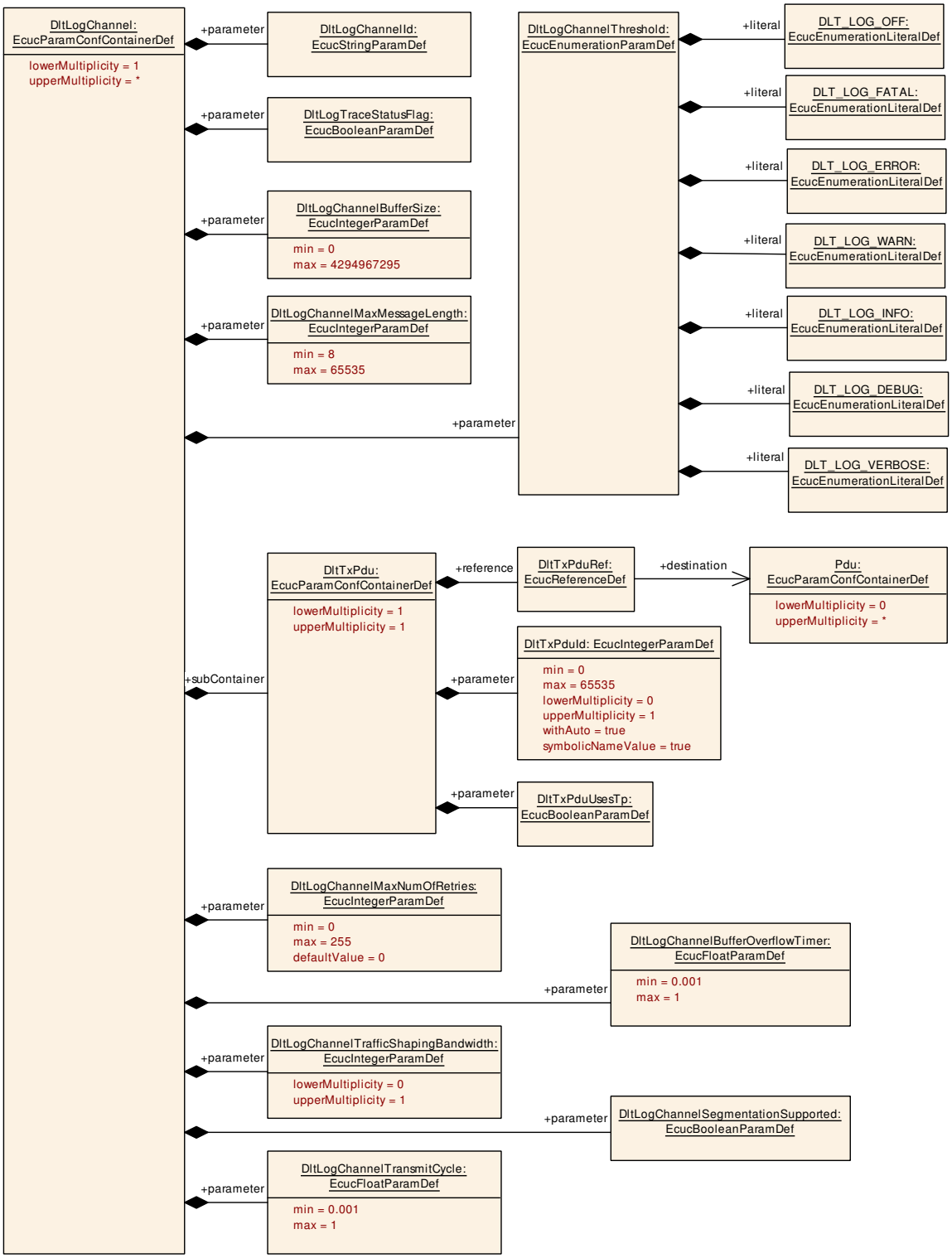

Figure 10.9: DltLogChannel

10.1.17 DltTxPdu

[ECUC_Dlt_00907] Definition of EcucParamConfContainerDef DltTxPdu ⌈

Container Name	DltTxPdu
Parent Container	DltLogChannel
Upstream mapping defined	[12, CP_TPS_SystemTemplate]
Description	Contains the configuration parameters of the AUTOSAR Dlt module's Tx Pdus.
Multiplicity	1
Pre-Compile only	true
Configuration Parameters	

Included Parameters		
Parameter Name	**Multiplicity**	**ECUC ID**
DltTxPduId	0..1	[ECUC_Dlt_00893]
DltTxPduUsesTp	1	[ECUC_Dlt_00913]
DltTxPduRef	1	[ECUC_Dlt_00892]

No Included Containers

⌋

[ECUC_Dlt_00893] Definition of EcucIntegerParamDef DltTxPduId ⌈

Parameter Name	DltTxPduId	
Parent Container	DltTxPdu	
Upstream mapping defined	–	
Description	The numerical value used as the ID of this I-PDU. This handle Id is used for the APIs calls Dlt_TxConfirmation, Dlt_TriggerTransmit, Dlt_TriggerIPDUSend or Dlt_Trigger IPDUSendWithMetaData, Dlt_CopyTxData and Dlt_TpTxConfirmation to transmit respectively confirm transmissions of I-PDUs.	
Multiplicity	0..1	
Type	EcucIntegerParamDef (Symbolic Name generated for this parameter)	
Range	0 .. 65535	
Default value	–	
With Auto	true	
Pre-Compile only	true	

⌋

[ECUC_Dlt_00913] Definition of EcucBooleanParamDef DltTxPduUsesTp ⌈

Parameter Name	DltTxPduUsesTp	
Parent Container	DltTxPdu	
Upstream mapping defined	–	
Description	If set to TRUE, the PDU is transmitted using the TP API. If FALSE, the IF API is used.	
Multiplicity	1	
Type	EcucBooleanParamDef	
Default value	–	
Post-Build Value	Loadable	Selectable

⌋

[ECUC_Dlt_00892] Definition of EcucReferenceDef DltTxPduRef ⌈

Parameter Name	DltTxPduRef	
Parent Container	DltTxPdu	
Upstream mapping defined	–	
Description	Reference to the "global" Pdu structure to allow harmonization of handle IDs in the COM-Stack.	
Multiplicity	1	
Type	Reference to Pdu	
Post-Build Value	Loadable	Selectable

⌋

10.1.18 DltRxPdu

[ECUC_Dlt_00900] Definition of EcucParamConfContainerDef DltRxPdu ⌈

Container Name	DltRxPdu	
Parent Container	DltConfigSet	
Upstream mapping defined	[12, CP_TPS_SystemTemplate]	
Description	Contains the Pdu IDs to be used for Dlt control messages reception.	
Multiplicity	0..*	
Post-Build Multiplicity	Loadable	Selectable
Configuration Parameters		

Included Parameters		
Parameter Name	**Multiplicity**	**ECUC ID**
DltRxPduId	0..1	[ECUC_Dlt_00899]
DltRxPduUsesTp	1	[ECUC_Dlt_00912]
DltRxPduRef	1	[ECUC_Dlt_00898]

No Included Containers

⌋

[ECUC_Dlt_00899] Definition of EcucIntegerParamDef DltRxPduId ⌈

Parameter Name	DltRxPduId	
Parent Container	DltRxPdu	
Upstream mapping defined	–	
Description	The numerical value used as the ID of this I-PDU. The DltRxPduId is required by the API calls Dlt_RxIndication, Dlt_TpRxIndication, Dlt_StartOfReception and Dlt_CopyRx Data to receive I-PDUs from the PduR.	
Multiplicity	0..1	
Type	EcucIntegerParamDef (Symbolic Name generated for this parameter)	
Range	0 .. 65535	
Default value	–	
With Auto	true	

▽

△

Pre-Compile only	true

⌋

[ECUC_Dlt_00912] Definition of EcucBooleanParamDef DltRxPduUsesTp ⌈

Parameter Name	DltRxPduUsesTp	
Parent Container	DltRxPdu	
Upstream mapping defined	–	
Description	If set to TRUE, the PDU is received using the TP API. If FALSE, the IF API is used.	
Multiplicity	1	
Type	EcucBooleanParamDef	
Default value	–	
Post-Build Value	Loadable	Selectable

⌋

[ECUC_Dlt_00898] Definition of EcucReferenceDef DltRxPduRef ⌈

Parameter Name	DltRxPduRef	
Parent Container	DltRxPdu	
Upstream mapping defined	–	
Description	Reference to the "global" Pdu structure to allow harmonization of handle IDs in the COM-Stack.	
Multiplicity	1	
Type	Reference to Pdu	
Post-Build Value	Loadable	Selectable

⌋

10.2 Published Information

Published information contains data defined by the implementer of the SW module that does not change when the module is adapted (i.e. configured) to the actual HW/SW environment. It thus contains version and manufacturer information.

Additional module-specific published parameters are listed below if applicable.

A Mentioned Class Tables

For the sake of completeness, this chapter contains a set of class tables representing meta-classes mentioned in the context of this document but which are not contained directly in the scope of describing specific meta-model semantics.

Class	**PPortPrototype**			
Note	Component port providing a certain port interface.			
Base	*ARObject*, *AbstractProvidedPortPrototype*, *AtpFeature*, *AtpPrototype*, *Identifiable*, *MultilanguageReferrable*, *PortPrototype*, *Referrable*			
Aggregated by	*AtpClassifier*.atpFeature, *SwComponentType*.port			
Attribute	***Type***	***Mult.***	***Kind***	***Note***
providedInterface	PortInterface	0..1	tref	The interface that this port provides. **Stereotypes:** isOfType **Tags:** atp.Splitkey=providedInterface

Table A.1: PPortPrototype

Class	**RPortPrototype**			
Note	Component port requiring a certain port interface.			
Base	*ARObject*, *AbstractRequiredPortPrototype*, *AtpFeature*, *AtpPrototype*, *Identifiable*, *MultilanguageReferrable*, *PortPrototype*, *Referrable*			
Aggregated by	*AtpClassifier*.atpFeature, *SwComponentType*.port			
Attribute	***Type***	***Mult.***	***Kind***	***Note***
mayBeUnconnected	Boolean	0..1	attr	If set to true, this attribute indicates that the enclosing `RPortPrototype` may be left unconnected and that this aspect has explicitly been considered in the software-component's design. This Attribute is only used by the AUTOSAR Classic Platform.
requiredInterface	PortInterface	0..1	tref	The interface that this port requires. **Stereotypes:** isOfType **Tags:** atp.Splitkey=requiredInterface

Table A.2: RPortPrototype

Class	***Referrable*** (abstract)			
Note	Instances of this class can be referred to by their identifier (while adhering to namespace borders).			
Base	*ARObject*			
Subclasses	*AtpDefinition*, BswDistinguishedPartition, *BswModuleCallPoint*, BswModuleClientServerEntry, BswVariableAccess, CouplingPortTrafficClassAssignment, *DiagnosticEnvModeElement*, EthernetPriorityRegeneration, ExclusiveAreaNestingOrder, *HwDescriptionEntity*, *ImplementationProps*, LinSlaveConfigIdent, ModeTransition, *MultilanguageReferrable*, PncMappingIdent, *SingleLanguageReferrable*, SoConIPduIdentifier, TpConnectionIdent			
Attribute	***Type***	***Mult.***	***Kind***	***Note***

▽

△

Class	***Referrable*** (abstract)			
shortName	Identifier	1	attr	This specifies an identifying shortName for the object. It needs to be unique within its context and is intended for humans but even more for technical reference. **Stereotypes:** atpIdentityContributor **Tags:** xml.enforceMinMultiplicity=true xml.sequenceOffset=-100
shortName Fragment	ShortNameFragment	*	aggr	This specifies how the Referrable.shortName is composed of several shortNameFragments. **Tags:** atp.Splitkey=shortNameFragment xml.sequenceOffset=-90

Table A.3: Referrable

B Change History

Please note that the lists in this chapter also include constraints and specification items that have been removed from the specification in a later version. These specification items do not appear as hyperlinks in the document.

B.1 Change History of this document according to AUTOSAR Release R23-11

B.1.1 Added Specification Items in R23-11

Number	Heading
[SWS_Dlt_00003]	
[SWS_Dlt_00005]	
[SWS_Dlt_00021]	
[SWS_Dlt_00022]	
[SWS_Dlt_00023]	
[SWS_Dlt_00027]	
[SWS_Dlt_00031]	
[SWS_Dlt_00078]	
[SWS_Dlt_00224]	Definition of datatype Dlt_MessageType
[SWS_Dlt_00225]	Definition of ImplementationDataType Dlt_SessionIDType
[SWS_Dlt_00226]	Definition of ImplementationDataType Dlt_ApplicationIDType
[SWS_Dlt_00227]	Definition of ImplementationDataType Dlt_ContextIDType
[SWS_Dlt_00228]	Definition of datatype Dlt_MessageIDType
[SWS_Dlt_00229]	Definition of ImplementationDataType Dlt_MessageOptionsType
[SWS_Dlt_00230]	Definition of ImplementationDataType Dlt_MessageLogLevelType
[SWS_Dlt_00231]	Definition of ImplementationDataType Dlt_MessageTraceType
[SWS_Dlt_00232]	Definition of ImplementationDataType Dlt_LogChannelNameType
[SWS_Dlt_00233]	Definition of datatype Dlt_MessageNetworkTraceInfoType
[SWS_Dlt_00235]	Definition of ImplementationDataType Dlt_MessageArgumentCount
[SWS_Dlt_00236]	Definition of ImplementationDataType Dlt_MessageLogInfoType
[SWS_Dlt_00237]	Definition of ImplementationDataType Dlt_MessageTraceInfoType
[SWS_Dlt_00239]	Definition of API function Dlt_Init
[SWS_Dlt_00241]	Definition of API function Dlt_SendLogMessage
[SWS_Dlt_00243]	Definition of API function Dlt_SendTraceMessage
[SWS_Dlt_00245]	Definition of API function Dlt_RegisterContext
[SWS_Dlt_00252]	Definition of API function Dlt_SetLogLevel
[SWS_Dlt_00254]	Definition of API function Dlt_SetTraceStatus

▽

△

Number	Heading
[SWS_Dlt_00259]	Definition of configurable interface Dlt_InjectCall_<SESSION>
[SWS_Dlt_00271]	Definition of API function Dlt_GetVersionInfo
[SWS_Dlt_00272]	Definition of callback function Dlt_RxIndication
[SWS_Dlt_00273]	Definition of callback function Dlt_TxConfirmation
[SWS_Dlt_00276]	
[SWS_Dlt_00277]	
[SWS_Dlt_00278]	
[SWS_Dlt_00279]	
[SWS_Dlt_00280]	
[SWS_Dlt_00281]	
[SWS_Dlt_00282]	
[SWS_Dlt_00283]	
[SWS_Dlt_00284]	
[SWS_Dlt_00285]	
[SWS_Dlt_00332]	
[SWS_Dlt_00335]	
[SWS_Dlt_00337]	
[SWS_Dlt_00350]	
[SWS_Dlt_00376]	
[SWS_Dlt_00377]	
[SWS_Dlt_00430]	
[SWS_Dlt_00432]	Definition of API function Dlt_DetForwardErrorTrace
[SWS_Dlt_00437]	Definition of datatype Dlt_ConfigType
[SWS_Dlt_00449]	
[SWS_Dlt_00451]	
[SWS_Dlt_00453]	
[SWS_Dlt_00484]	
[SWS_Dlt_00495]	Definition of ClientServerInterface DltSwcMessageService
[SWS_Dlt_00496]	Definition of ClientServerInterface LogTraceSessionControl
[SWS_Dlt_00498]	Definition of ClientServerInterface InjectionCallback
[SWS_Dlt_00499]	Definition of Port ControlService provided by module Dlt
[SWS_Dlt_00516]	Definition of callback function Dlt_CopyTxData
[SWS_Dlt_00632]	
[SWS_Dlt_00643]	Supported Service ID to Dlt Command Name mapping
[SWS_Dlt_00644]	
[SWS_Dlt_00645]	
[SWS_Dlt_00646]	
[SWS_Dlt_00647]	

▽

△

Number	Heading
[SWS_Dlt_00648]	
[SWS_Dlt_00649]	
[SWS_Dlt_00650]	
[SWS_Dlt_00651]	
[SWS_Dlt_00652]	
[SWS_Dlt_00653]	
[SWS_Dlt_00654]	
[SWS_Dlt_00655]	
[SWS_Dlt_00656]	
[SWS_Dlt_00657]	
[SWS_Dlt_00658]	
[SWS_Dlt_00659]	
[SWS_Dlt_00660]	
[SWS_Dlt_00661]	
[SWS_Dlt_00662]	
[SWS_Dlt_00663]	
[SWS_Dlt_00664]	
[SWS_Dlt_00665]	
[SWS_Dlt_00666]	
[SWS_Dlt_00667]	
[SWS_Dlt_00668]	
[SWS_Dlt_00669]	
[SWS_Dlt_00670]	
[SWS_Dlt_00671]	
[SWS_Dlt_00672]	
[SWS_Dlt_00673]	
[SWS_Dlt_00674]	
[SWS_Dlt_00675]	
[SWS_Dlt_00676]	
[SWS_Dlt_00677]	
[SWS_Dlt_00678]	
[SWS_Dlt_00679]	
[SWS_Dlt_00680]	
[SWS_Dlt_00681]	
[SWS_Dlt_00682]	
[SWS_Dlt_00683]	
[SWS_Dlt_00684]	
[SWS_Dlt_00685]	

▽

△

Number	Heading
[SWS_Dlt_00686]	
[SWS_Dlt_00687]	
[SWS_Dlt_00688]	
[SWS_Dlt_00689]	
[SWS_Dlt_00690]	
[SWS_Dlt_00691]	
[SWS_Dlt_00692]	
[SWS_Dlt_00693]	
[SWS_Dlt_00694]	
[SWS_Dlt_00695]	
[SWS_Dlt_00696]	
[SWS_Dlt_00697]	
[SWS_Dlt_00698]	
[SWS_Dlt_00699]	
[SWS_Dlt_00700]	
[SWS_Dlt_00701]	
[SWS_Dlt_00702]	
[SWS_Dlt_00703]	
[SWS_Dlt_00704]	
[SWS_Dlt_00705]	
[SWS_Dlt_00706]	
[SWS_Dlt_00708]	
[SWS_Dlt_00709]	
[SWS_Dlt_00710]	
[SWS_Dlt_00711]	
[SWS_Dlt_00712]	
[SWS_Dlt_00713]	
[SWS_Dlt_00714]	
[SWS_Dlt_00715]	
[SWS_Dlt_00716]	
[SWS_Dlt_00717]	
[SWS_Dlt_00718]	
[SWS_Dlt_00719]	
[SWS_Dlt_00720]	
[SWS_Dlt_00721]	
[SWS_Dlt_00722]	
[SWS_Dlt_00723]	
[SWS_Dlt_00724]	

▽

△

Number	Heading
[SWS_Dlt_00725]	
[SWS_Dlt_00726]	
[SWS_Dlt_00727]	Definiton of development errors in module Dlt
[SWS_Dlt_00728]	Definiton of runtime errors in module Dlt
[SWS_Dlt_00729]	
[SWS_Dlt_00730]	Definition of ImplementationDataType Dlt_AssignmentOperation
[SWS_Dlt_00732]	Definition of API function Dlt_GetLogInfo
[SWS_Dlt_00733]	Definition of API function Dlt_GetDefaultLogLevel
[SWS_Dlt_00734]	
[SWS_Dlt_00735]	
[SWS_Dlt_00736]	Definition of API function Dlt_StoreConfiguration
[SWS_Dlt_00737]	
[SWS_Dlt_00738]	
[SWS_Dlt_00739]	Definition of API function Dlt_ResetToFactoryDefault
[SWS_Dlt_00740]	Definition of API function Dlt_SetDefaultLogLevel
[SWS_Dlt_00741]	
[SWS_Dlt_00742]	
[SWS_Dlt_00743]	Definition of API function Dlt_SetDefaultTraceStatus
[SWS_Dlt_00744]	
[SWS_Dlt_00745]	
[SWS_Dlt_00746]	Definition of API function Dlt_GetDefaultTraceStatus
[SWS_Dlt_00747]	
[SWS_Dlt_00748]	
[SWS_Dlt_00749]	Definition of API function Dlt_GetLogChannelNames
[SWS_Dlt_00750]	Definition of API function Dlt_GetTraceStatus
[SWS_Dlt_00751]	Definition of API function Dlt_SetLogChannelAssignment
[SWS_Dlt_00752]	Definition of API function Dlt_SetLogChannelThreshold
[SWS_Dlt_00753]	Definition of API function Dlt_GetLogChannelThreshold
[SWS_Dlt_00754]	Definition of callback function Dlt_TriggerTransmit
[SWS_Dlt_00755]	
[SWS_Dlt_00756]	Definition of callback function Dlt_TpTxConfirmation
[SWS_Dlt_00758]	
[SWS_Dlt_00759]	
[SWS_Dlt_00760]	
[SWS_Dlt_00761]	
[SWS_Dlt_00762]	Definition of mandatory interfaces in module Dlt
[SWS_Dlt_00763]	Definition of optional interfaces in module Dlt
[SWS_Dlt_00765]	

▽

△

Number	Heading
[SWS_Dlt_00766]	
[SWS_Dlt_00768]	
[SWS_Dlt_00769]	Definition of API function Dlt_UnregisterContext
[SWS_Dlt_00770]	Definition of API function Dlt_SetMessageFiltering
[SWS_Dlt_00772]	Definition of ClientServerInterface DltControlService
[SWS_Dlt_00773]	
[SWS_Dlt_00774]	
[SWS_Dlt_00775]	
[SWS_Dlt_00776]	
[SWS_Dlt_00777]	
[SWS_Dlt_00778]	Definition of Port InjectCallback_{SW-C} required by module Dlt
[SWS_Dlt_00779]	Definition of Port SessionControlCallback_{SW-C} required by module Dlt
[SWS_Dlt_00780]	
[SWS_Dlt_00782]	
[SWS_Dlt_00783]	
[SWS_Dlt_00784]	
[SWS_Dlt_00785]	
[SWS_Dlt_00787]	
[SWS_Dlt_91001]	Definition of Port SwcMessageService_{SW-C} provided by module Dlt
[SWS_Dlt_91002]	Definition of ImplementationDataType Dlt_LogInfoType
[SWS_Dlt_91003]	Definition of ImplementationDataType Dlt_ContextIdInfoType
[SWS_Dlt_91004]	Definition of ImplementationDataType Dlt_ApplicationIdInfoType
[SWS_Dlt_91005]	Definition of scheduled function Dlt_TxFunction
[SWS_Dlt_91006]	Definition of callback function Dlt_StartOfReception
[SWS_Dlt_91007]	Definition of callback function Dlt_TpRxIndication
[SWS_Dlt_91008]	Definition of callback function Dlt_CopyRxData
[SWS_Dlt_91009]	Definition of imported datatypes of module Dlt
[SWS_Dlt_91010]	Definition of ImplementationDataType Dlt_MessageAttributesType
[SWS_Dlt_91011]	Definition of API function Dlt_SendLogMessageWithAttributes
[SWS_Dlt_91012]	Definition of API function Dlt_SendTraceMessageWithAttributes
[SWS_Dlt_91013]	Definition of ImplementationDataType Dlt_LogChannelNameInfoType

Table B.1: Added Specification Items in R23-11

B.1.2 Changed Specification Items in R23-11

none

B.1.3 Deleted Specification Items in R23-11

none

B.2 Change History of this document according to AUTOSAR Release R24-11

B.2.1 Added Specification Items in R24-11

none

B.2.2 Changed Specification Items in R24-11

Number	Heading
[SWS_Dlt_00229]	Definition of ImplementationDataType Dlt_MessageOptionsType
[SWS_Dlt_00495]	Definition of ClientServerInterface DltSwcMessageService
[SWS_Dlt_00736]	Definition of API function Dlt_StoreConfiguration
[SWS_Dlt_00737]	
[SWS_Dlt_00738]	
[SWS_Dlt_00763]	Definition of optional interfaces requested by module Dlt
[SWS_Dlt_00772]	Definition of ClientServerInterface DltControlService
[SWS_Dlt_91009]	Definition of imported datatypes of module Dlt
[SWS_Dlt_91011]	Definition of API function Dlt_SendLogMessageWithAttributes
[SWS_Dlt_91012]	Definition of API function Dlt_SendTraceMessageWithAttributes

Table B.2: Changed Specification Items in R24-11

B.2.3 Deleted Specification Items in R24-11

none

B.3 Change History of this document according to AUTOSAR Release R25-11

B.3.1 Added Specification Items in R25-11

none

B.3.2 Changed Specification Items in R25-11

Number	Heading
[ECUC_Dlt_00800]	Definition of EcucModuleDef Dlt
[ECUC_Dlt_00809]	Definition of EcucParamConfContainerDef DltGeneral
[ECUC_Dlt_00811]	Definition of EcucBooleanParamDef DltHeaderUseEcuId
[ECUC_Dlt_00812]	Definition of EcucBooleanParamDef DltUseExtHeaderInNonVerbMode
[ECUC_Dlt_00813]	Definition of EcucBooleanParamDef DltHeaderUseSessionID
[ECUC_Dlt_00814]	Definition of EcucBooleanParamDef DltHeaderUseTimestamp
[ECUC_Dlt_00832]	Definition of EcucParamConfContainerDef DltProtocol
[ECUC_Dlt_00840]	Definition of EcucBooleanParamDef DltGeneralDevErrorDetect
[ECUC_Dlt_00842]	Definition of EcucParamConfContainerDef DltConfigSet
[ECUC_Dlt_00844]	Definition of EcucBooleanParamDef DltGeneralVersionInfoApi
[ECUC_Dlt_00845]	Definition of EcucReferenceDef DltGeneralNvRamRef
[ECUC_Dlt_00846]	Definition of EcucBooleanParamDef DltGeneralRegisterContextNotification
[ECUC_Dlt_00847]	Definition of EcucBooleanParamDef DltGeneralInjectionSupport
[ECUC_Dlt_00848]	Definition of EcucBooleanParamDef DltGeneralRxDataPathSupport
[ECUC_Dlt_00849]	Definition of EcucBooleanParamDef DltGeneralTrafficShapingSupport
[ECUC_Dlt_00850]	Definition of EcucBooleanParamDef DltGeneralTimeStampSupport
[ECUC_Dlt_00852]	Definition of EcucIntegerParamDef DltSwcSessionId
[ECUC_Dlt_00853]	Definition of EcucBooleanParamDef DltSwcSupportLogLevelAndTrace StatusChangeNotification
[ECUC_Dlt_00854]	Definition of EcucParamConfContainerDef DltSwcContext
[ECUC_Dlt_00856]	Definition of EcucParamConfContainerDef DltSwc
[ECUC_Dlt_00858]	Definition of EcucIntegerParamDef DltSwcApplicationId
[ECUC_Dlt_00859]	Definition of EcucIntegerParamDef DltSwcContextId
[ECUC_Dlt_00860]	Definition of EcucChoiceContainerDef DltEcuId
[ECUC_Dlt_00861]	Definition of EcucStringParamDef DltEcuIdValue
[ECUC_Dlt_00862]	Definition of EcucFunctionNameDef DltEcuIdCallout
[ECUC_Dlt_00863]	Definition of EcucParamConfContainerDef DltLogLevelSetting
[ECUC_Dlt_00864]	Definition of EcucEnumerationParamDef DltDefaultLogLevel
[ECUC_Dlt_00865]	Definition of EcucParamConfContainerDef DltLogLevelThreshold
[ECUC_Dlt_00866]	Definition of EcucEnumerationParamDef DltThreshold
[ECUC_Dlt_00869]	Definition of EcucParamConfContainerDef DltTraceStatusSetting
[ECUC_Dlt_00870]	Definition of EcucBooleanParamDef DltDefaultTraceStatus
[ECUC_Dlt_00871]	Definition of EcucParamConfContainerDef DltTraceStatusAssignment
[ECUC_Dlt_00874]	Definition of EcucBooleanParamDef DltTraceStatus
[ECUC_Dlt_00875]	Definition of EcucParamConfContainerDef DltLogOutput
[ECUC_Dlt_00876]	Definition of EcucParamConfContainerDef DltLogChannel



△

Number	Heading
[ECUC_Dlt_00877]	Definition of EcucStringParamDef DltLogChannelId
[ECUC_Dlt_00878]	Definition of EcucEnumerationParamDef DltLogChannelThreshold
[ECUC_Dlt_00879]	Definition of EcucBooleanParamDef DltLogTraceStatusFlag
[ECUC_Dlt_00881]	Definition of EcucIntegerParamDef DltLogChannelBufferSize
[ECUC_Dlt_00882]	Definition of EcucIntegerParamDef DltLogChannelMaxMessageLength
[ECUC_Dlt_00883]	Definition of EcucIntegerParamDef DltLogChannelTrafficShapingBandwidth
[ECUC_Dlt_00884]	Definition of EcucIntegerParamDef DltLogChannelMaxNumOfRetries
[ECUC_Dlt_00885]	Definition of EcucFloatParamDef DltLogChannelTransmitCycle
[ECUC_Dlt_00886]	Definition of EcucFloatParamDef DltLogChannelBufferOverflowTimer
[ECUC_Dlt_00887]	Definition of EcucParamConfContainerDef DltLogChannelAssignment
[ECUC_Dlt_00888]	Definition of EcucReferenceDef DltLogChannelRef
[ECUC_Dlt_00889]	Definition of EcucReferenceDef DltDefaultLogChannelRef
[ECUC_Dlt_00892]	Definition of EcucReferenceDef DltTxPduRef
[ECUC_Dlt_00893]	Definition of EcucIntegerParamDef DltTxPduId
[ECUC_Dlt_00894]	Definition of EcucReferenceDef DltLogLevelThresholdSwcContextRef
[ECUC_Dlt_00895]	Definition of EcucReferenceDef DltTraceStatusAssignmentSwcContextRef
[ECUC_Dlt_00896]	Definition of EcucReferenceDef DltLogChannelAssignmentSwcContextRef
[ECUC_Dlt_00897]	Definition of EcucFloatParamDef DltGeneralStartUpDelayTimer
[ECUC_Dlt_00898]	Definition of EcucReferenceDef DltRxPduRef
[ECUC_Dlt_00899]	Definition of EcucIntegerParamDef DltRxPduId
[ECUC_Dlt_00900]	Definition of EcucParamConfContainerDef DltRxPdu
[ECUC_Dlt_00901]	Definition of EcucParamConfContainerDef DltEcuIdValueChoice
[ECUC_Dlt_00902]	Definition of EcucParamConfContainerDef DltEcuIdCalloutChoice
[ECUC_Dlt_00905]	Definition of EcucReferenceDef DltGeneralGptChannelRef
[ECUC_Dlt_00907]	Definition of EcucParamConfContainerDef DltTxPdu
[ECUC_Dlt_00909]	Definition of EcucIntegerParamDef MaxSwcLogMessageLength
[ECUC_Dlt_00910]	Definition of EcucIntegerParamDef MaxSwcTraceMessageLength
[ECUC_Dlt_00911]	Definition of EcucBooleanParamDef DltUseVerboseMode
[ECUC_Dlt_00912]	Definition of EcucBooleanParamDef DltRxPduUsesTp
[ECUC_Dlt_00913]	Definition of EcucBooleanParamDef DltTxPduUsesTp
[ECUC_Dlt_00914]	Definition of EcucReferenceDef DltGeneralStbMTimeBaseRef
[ECUC_Dlt_00915]	Definition of EcucBooleanParamDef DltGeneralNvRAMSupport
[ECUC_Dlt_00916]	Definition of EcucBooleanParamDef DltLogChannelSegmentationSupported
[ECUC_Dlt_00917]	Definition of EcucIntegerParamDef DltProtocolVersion
[ECUC_Dlt_00918]	Definition of EcucIntegerParamDef DltMaxNumberOfChannels
[SWS_Dlt_00225]	Definition of ImplementationDataType Dlt_SessionIDType
[SWS_Dlt_00226]	Definition of ImplementationDataType Dlt_ApplicationIDType
[SWS_Dlt_00227]	Definition of ImplementationDataType Dlt_ContextIDType

▽

△

Number	Heading
[SWS_Dlt_00229]	Definition of ImplementationDataType Dlt_MessageOptionsType
[SWS_Dlt_00230]	Definition of ImplementationDataType Dlt_MessageLogLevelType
[SWS_Dlt_00231]	Definition of ImplementationDataType Dlt_MessageTraceType
[SWS_Dlt_00232]	Definition of ImplementationDataType Dlt_LogChannelNameType
[SWS_Dlt_00235]	Definition of ImplementationDataType Dlt_MessageArgumentCount
[SWS_Dlt_00236]	Definition of ImplementationDataType Dlt_MessageLogInfoType
[SWS_Dlt_00237]	Definition of ImplementationDataType Dlt_MessageTraceInfoType
[SWS_Dlt_00437]	Definition of datatype Dlt_ConfigType
[SWS_Dlt_00495]	Definition of ClientServerInterface DltSwcMessageService
[SWS_Dlt_00496]	Definition of ClientServerInterface LogTraceSessionControl
[SWS_Dlt_00498]	Definition of ClientServerInterface InjectionCallback
[SWS_Dlt_00499]	Definition of Port ControlService provided by module Dlt
[SWS_Dlt_00730]	Definition of ImplementationDataType Dlt_AssignmentOperation
[SWS_Dlt_00732]	Definition of API function Dlt_GetLogInfo
[SWS_Dlt_00772]	Definition of ClientServerInterface DltControlService
[SWS_Dlt_91002]	Definition of ImplementationDataType Dlt_LogInfoType
[SWS_Dlt_91003]	Definition of ImplementationDataType Dlt_ContextIdInfoType
[SWS_Dlt_91004]	Definition of ImplementationDataType Dlt_ApplicationIdInfoType
[SWS_Dlt_91005]	Definition of scheduled function Dlt_TxFunction
[SWS_Dlt_91010]	Definition of ImplementationDataType Dlt_MessageAttributesType
[SWS_Dlt_91013]	Definition of ImplementationDataType Dlt_LogChannelNameInfoType

Table B.3: Changed Specification Items in R25-11

B.3.3 Deleted Specification Items in R25-11

Number	Heading
[SWS_Dlt_00228]	Definition of datatype Dlt_MessageIDType
[SWS_Dlt_00376]	
[SWS_Dlt_00430]	
[SWS_Dlt_00432]	Definition of API function Dlt_DetForwardErrorTrace

Table B.4: Deleted Specification Items in R25-11

B.4 Change History of this document according to AUTOSAR Release R26-11

B.4.1 Added Specification Items in R26-11

Number	Heading
[SWS_Dlt_91014]	Definition of Std_ReturnType-extension for module Dlt

Table B.5: Added Specification Items in R26-11

B.4.2 Changed Specification Items in R26-11

Number	Heading
[ECUC_Dlt_00800]	Definition of EcucModuleDef Dlt
[ECUC_Dlt_00809]	Definition of EcucParamConfContainerDef DltGeneral
[ECUC_Dlt_00811]	Definition of EcucBooleanParamDef DltHeaderUseEcuId
[ECUC_Dlt_00812]	Definition of EcucBooleanParamDef DltUseExtHeaderInNonVerbMode
[ECUC_Dlt_00813]	Definition of EcucBooleanParamDef DltHeaderUseSessionID
[ECUC_Dlt_00814]	Definition of EcucBooleanParamDef DltHeaderUseTimestamp
[ECUC_Dlt_00832]	Definition of EcucParamConfContainerDef DltProtocol
[ECUC_Dlt_00840]	Definition of EcucBooleanParamDef DltGeneralDevErrorDetect
[ECUC_Dlt_00842]	Definition of EcucParamConfContainerDef DltConfigSet
[ECUC_Dlt_00845]	Definition of EcucReferenceDef DltGeneralNvRamRef
[ECUC_Dlt_00846]	Definition of EcucBooleanParamDef DltGeneralRegisterContextNotification
[ECUC_Dlt_00847]	Definition of EcucBooleanParamDef DltGeneralInjectionSupport
[ECUC_Dlt_00848]	Definition of EcucBooleanParamDef DltGeneralRxDataPathSupport
[ECUC_Dlt_00849]	Definition of EcucBooleanParamDef DltGeneralTrafficShapingSupport
[ECUC_Dlt_00850]	Definition of EcucBooleanParamDef DltGeneralTimeStampSupport
[ECUC_Dlt_00852]	Definition of EcucIntegerParamDef DltSwcSessionId
[ECUC_Dlt_00853]	Definition of EcucBooleanParamDef DltSwcSupportLogLevelAndTrace StatusChangeNotification
[ECUC_Dlt_00854]	Definition of EcucParamConfContainerDef DltSwcContext
[ECUC_Dlt_00856]	Definition of EcucParamConfContainerDef DltSwc
[ECUC_Dlt_00858]	Definition of EcucIntegerParamDef DltSwcApplicationId
[ECUC_Dlt_00859]	Definition of EcucIntegerParamDef DltSwcContextId
[ECUC_Dlt_00860]	Definition of EcucChoiceContainerDef DltEcuId
[ECUC_Dlt_00861]	Definition of EcucStringParamDef DltEcuIdValue
[ECUC_Dlt_00862]	Definition of EcucFunctionNameDef DltEcuIdCallout
[ECUC_Dlt_00863]	Definition of EcucParamConfContainerDef DltLogLevelSetting
[ECUC_Dlt_00864]	Definition of EcucEnumerationParamDef DltDefaultLogLevel



△

Number	Heading
[ECUC_Dlt_00865]	Definition of EcucParamConfContainerDef DltLogLevelThreshold
[ECUC_Dlt_00866]	Definition of EcucEnumerationParamDef DltThreshold
[ECUC_Dlt_00869]	Definition of EcucParamConfContainerDef DltTraceStatusSetting
[ECUC_Dlt_00870]	Definition of EcucBooleanParamDef DltDefaultTraceStatus
[ECUC_Dlt_00871]	Definition of EcucParamConfContainerDef DltTraceStatusAssignment
[ECUC_Dlt_00874]	Definition of EcucBooleanParamDef DltTraceStatus
[ECUC_Dlt_00875]	Definition of EcucParamConfContainerDef DltLogOutput
[ECUC_Dlt_00876]	Definition of EcucParamConfContainerDef DltLogChannel
[ECUC_Dlt_00877]	Definition of EcucStringParamDef DltLogChannelId
[ECUC_Dlt_00878]	Definition of EcucEnumerationParamDef DltLogChannelThreshold
[ECUC_Dlt_00879]	Definition of EcucBooleanParamDef DltLogTraceStatusFlag
[ECUC_Dlt_00881]	Definition of EcucIntegerParamDef DltLogChannelBufferSize
[ECUC_Dlt_00882]	Definition of EcucIntegerParamDef DltLogChannelMaxMessageLength
[ECUC_Dlt_00883]	Definition of EcucIntegerParamDef DltLogChannelTrafficShapingBandwidth
[ECUC_Dlt_00884]	Definition of EcucIntegerParamDef DltLogChannelMaxNumOfRetries
[ECUC_Dlt_00885]	Definition of EcucFloatParamDef DltLogChannelTransmitCycle
[ECUC_Dlt_00886]	Definition of EcucFloatParamDef DltLogChannelBufferOverflowTimer
[ECUC_Dlt_00887]	Definition of EcucParamConfContainerDef DltLogChannelAssignment
[ECUC_Dlt_00888]	Definition of EcucReferenceDef DltLogChannelRef
[ECUC_Dlt_00889]	Definition of EcucReferenceDef DltDefaultLogChannelRef
[ECUC_Dlt_00892]	Definition of EcucReferenceDef DltTxPduRef
[ECUC_Dlt_00893]	Definition of EcucIntegerParamDef DltTxPduId
[ECUC_Dlt_00894]	Definition of EcucReferenceDef DltLogLevelThresholdSwcContextRef
[ECUC_Dlt_00895]	Definition of EcucReferenceDef DltTraceStatusAssignmentSwcContextRef
[ECUC_Dlt_00896]	Definition of EcucReferenceDef DltLogChannelAssignmentSwcContextRef
[ECUC_Dlt_00897]	Definition of EcucFloatParamDef DltGeneralStartUpDelayTimer
[ECUC_Dlt_00898]	Definition of EcucReferenceDef DltRxPduRef
[ECUC_Dlt_00899]	Definition of EcucIntegerParamDef DltRxPduId
[ECUC_Dlt_00900]	Definition of EcucParamConfContainerDef DltRxPdu
[ECUC_Dlt_00901]	Definition of EcucParamConfContainerDef DltEcuIdValueChoice
[ECUC_Dlt_00902]	Definition of EcucParamConfContainerDef DltEcuIdCalloutChoice
[ECUC_Dlt_00905]	Definition of EcucReferenceDef DltGeneralGptChannelRef
[ECUC_Dlt_00907]	Definition of EcucParamConfContainerDef DltTxPdu
[ECUC_Dlt_00909]	Definition of EcucIntegerParamDef MaxSwcLogMessageLength
[ECUC_Dlt_00910]	Definition of EcucIntegerParamDef MaxSwcTraceMessageLength
[ECUC_Dlt_00911]	Definition of EcucBooleanParamDef DltUseVerboseMode
[ECUC_Dlt_00912]	Definition of EcucBooleanParamDef DltRxPduUsesTp
[ECUC_Dlt_00913]	Definition of EcucBooleanParamDef DltTxPduUsesTp

▽

△

Number	Heading
[ECUC_Dlt_00914]	Definition of EcucReferenceDef DltGeneralStbMTimeBaseRef
[ECUC_Dlt_00915]	Definition of EcucBooleanParamDef DltGeneralNvRAMSupport
[ECUC_Dlt_00916]	Definition of EcucBooleanParamDef DltLogChannelSegmentationSupported
[ECUC_Dlt_00917]	Definition of EcucIntegerParamDef DltProtocolVersion
[ECUC_Dlt_00918]	Definition of EcucIntegerParamDef DltMaxNumberOfChannels
[SWS_Dlt_00239]	Definition of API function Dlt_Init
[SWS_Dlt_00273]	Definition of callback function Dlt_TxConfirmation
[SWS_Dlt_00284]	
[SWS_Dlt_00709]	
[SWS_Dlt_00714]	
[SWS_Dlt_00756]	Definition of callback function Dlt_TpTxConfirmation
[SWS_Dlt_91007]	Definition of callback function Dlt_TpRxIndication
[SWS_Dlt_91009]	Definition of imported datatypes of module Dlt
[SWS_Dlt_91011]	Definition of API function Dlt_SendLogMessageWithAttributes

Table B.6: Changed Specification Items in R26-11

B.4.3 Deleted Specification Items in R26-11

Number	Heading
[ECUC_Dlt_00844]	Definition of EcucBooleanParamDef DltGeneralVersionInfoApi
[SWS_Dlt_00271]	Definition of API function Dlt_GetVersionInfo

Table B.7: Deleted Specification Items in R26-11