

Document Title	Standardization Template
Document Owner	AUTOSAR
Document Responsibility	AUTOSAR
Document Identification No	535

Document Status	published
Part of AUTOSAR Standard	Foundation
Part of Standard Release	R23-11

Document Change History			
Date	Release	Changed by	Description
2023-11-23	R23-11	AUTOSAR Release Management	<ul style="list-style-type: none"> • Add chapter on AUTOSAR Imposition Times • Remove SAFEX traceable item category • Various editorial changes
2022-11-24	R22-11	AUTOSAR Release Management	<ul style="list-style-type: none"> • Advisory item • Sentence pattern • Extension of namePattern for platform
2021-11-25	R21-11	AUTOSAR Release Management	<ul style="list-style-type: none"> • update life cycle states • improve traceability to RS document
2020-11-30	R20-11	AUTOSAR Release Management	<ul style="list-style-type: none"> • introduce advisory markup • editorial changes • Migration of document to standard FO
2019-11-28	R19-11	AUTOSAR Release Management	<ul style="list-style-type: none"> • harmonize the use of BlueprintCondition, FormalBlueprintGenerator • editorial changes • changed Document Status from Final to published
2018-10-31	4.4.0	AUTOSAR Release Management	<ul style="list-style-type: none"> • uptraces wrt. life cycles • include ARMQL relevant parts • harmonize Blueprint parts



△

2017-12-08	4.3.1	AUTOSAR Release Management	<ul style="list-style-type: none"> • editorial changes
2016-11-30	4.3.0	AUTOSAR Release Management	<ul style="list-style-type: none"> • extend Blueprintables • update specification levels • convert constraints in specification items • introduction of platform based document structure • introduction of Profiles for Data Exchange Points
2015-07-31	4.2.2	AUTOSAR Release Management	<ul style="list-style-type: none"> • introduction of LifeCycleState for constraint and specification items • editorial changes
2014-10-31	4.2.1	AUTOSAR Release Management	<ul style="list-style-type: none"> • introduction of Blueprint Policy • include safety extension relevant items • extension of acceptance test items
2014-03-31	4.1.3	AUTOSAR Release Management	<ul style="list-style-type: none"> • editorial changes including tagged specification items • update content of specification levels
2013-10-31	4.1.2	AUTOSAR Release Management	<ul style="list-style-type: none"> • editorial changes including tagged specification items • extension of blueprinting to further AUTOSAR classes
2013-03-15	4.1.1	AUTOSAR Administration	<ul style="list-style-type: none"> • editorial changes including tagged specification items • extension of blueprinting to further AUTOSAR classes (e.g. build action manifest) • introduction of life cycle support • improvement of document traceability • refinement of traceability support
2011-12-22	4.0.3	AUTOSAR Administration	<ul style="list-style-type: none"> • Initial Release

Disclaimer

This work (specification and/or software implementation) and the material contained in it, as released by AUTOSAR, is for the purpose of information only. AUTOSAR and the companies that have contributed to it shall not be liable for any use of the work.

The material contained in this work is protected by copyright and other types of intellectual property rights. The commercial exploitation of the material contained in this work requires a license to such intellectual property rights.

This work may be utilized or reproduced without any modification, in any form or by any means, for informational purposes only. For any other purpose, no part of the work may be utilized or reproduced, in any form or by any means, without permission in writing from the publisher.

The work has been developed for automotive applications only. It has neither been developed, nor tested for non-automotive applications.

The word AUTOSAR and the AUTOSAR logo are registered trademarks.

Contents

1	Introduction	11
1.1	Document Conventions	11
2	AUTOSAR Documentation Model	13
2.1	Documentation Levels	13
2.2	Documentation Traceable Items	15
2.3	Imposition Times	27
3	Life Cycle of AUTOSAR Definitions	28
4	Blueprints	29
4.1	The Principles of Blueprints	29
4.1.1	Abstract pattern for Blueprints	30
4.1.2	Mapping of Blueprints to blueprinted Elements	33
4.1.3	General Rules for Compliance of blueprint and blueprinted element	35
4.1.4	Applicable patterns to define attributes when deriving objects from blueprints	42
4.1.5	Name Patterns	42
4.1.6	Blueprint Formula	46
4.1.7	Ecu Configuration Parameters and Blueprints	48
4.2	Blueprintables defined in AUTOSAR Meta Model	49
4.2.1	Blueprinting AccessControl	49
4.2.2	Blueprinting AliasNameSet	49
4.2.3	Blueprinting ApplicationDataType	49
4.2.4	Blueprinting ARPackage	49
4.2.5	Blueprinting BswModuleDescription	49
4.2.6	Blueprinting BswModuleEntry	50
4.2.7	Blueprinting BswEntryRelationshipSet	51
4.2.8	Blueprinting BuildActionManifest	52
4.2.9	Blueprinting CompuMethod	52
4.2.10	Blueprinting ConsistencyNeeds	53
4.2.11	Blueprinting DataConstr	56
4.2.12	Blueprinting DataTypeMappingSet	56
4.2.13	Blueprinting EcucDefinitionCollection	56
4.2.14	Blueprinting EcucModuleDef	56
4.2.15	Blueprinting FlatMap	56
4.2.16	Blueprinting ImplementationDataType	56
4.2.17	Blueprinting KeywordSet	56
4.2.18	Blueprinting LifeCycleStateDefinitionGroups and LifeCycleStates	57
4.2.19	Blueprinting ModeDeclarationGroup	57
4.2.20	Blueprinting PortPrototype	57
4.2.21	Blueprinting PortInterface	61

4.2.22	Blueprinting PortInterfaceMapping and PortInterfaceMappingSet	62
4.2.23	Blueprinting SwBaseType	64
4.2.24	Blueprinting SwComponentType	64
4.2.25	Blueprinting SwAddrMethods	64
4.2.26	Blueprinting VfbTiming	64
4.2.26.1	Example	65
4.2.27	Blueprinting ClientServerInterfaceToBswModuleEntry-BlueprintMapping	67
4.3	Deriving from AUTOSAR-provided Blueprints	70
5	Keywords	71
6	Data Exchange Points	73
6.1	Overview	73
6.2	General Patterns	76
6.2.1	Top Level Data Structure	76
6.2.2	Referencing Standardized Specification Elements	81
6.2.3	Referencing Custom Specification Elements	82
6.2.4	Scoping of Specification Elements	84
6.2.5	Tailoring of Data Format Elements	85
6.2.6	Effective vs. Serialized Profile	89
6.2.7	Documentation of Rationales	90
6.2.8	Validation Semantics	92
6.3	Scoping of Specifications	95
6.3.1	Addition Constraints	97
6.4	Tailoring of Data Format Elements	98
6.4.1	Tailoring of Classes	99
6.4.1.1	Description	99
6.4.1.2	Additional Constraints	105
6.4.1.3	Additional Validation Semantics for Reachable Elements	106
6.4.2	Tailoring of Attributes	108
6.4.2.1	Description	108
6.4.2.2	Additional Constraints	109
6.4.2.3	Additional Validation Semantics for Reachable Elements	110
6.4.3	Tailoring of Primitive Attributes	110
6.4.3.1	Description	110
6.4.3.2	Additional Constraints	112
6.4.3.3	Additional Validation Semantics for Reachable Elements	112
6.4.4	Tailoring of Aggregations	112
6.4.4.1	Description	112
6.4.4.2	Additional Constraints	113
6.4.4.3	Additional Validation Semantics for Reachable Elements	114

6.4.5	Tailoring of References	114
6.4.5.1	Description	114
6.4.5.2	Additional Constraints	115
6.4.5.3	Additional Validation Semantics for Reachable Elements	116
6.4.6	Tailoring of Constraints	116
6.4.6.1	Description	116
6.4.6.2	Additional Constraints	117
6.4.6.3	Additional Validation Semantics for Reachable Elements	117
6.4.7	Tailoring of Special Data Groups	118
6.4.7.1	Description	118
6.4.7.2	Additional Constraints	119
6.4.7.3	Additional Validation Semantics for Reachable Elements	119
6.4.8	Description of Special Data Group Definitions	119
6.4.9	Description of Custom Constraints	120
6.4.9.1	Description	120
6.4.9.2	Additional Constraints	120
6.4.9.3	Additional Validation Semantics for Reachable Elements	120
6.5	Default Values in Profiles of Data Exchange Point	120
6.5.1	Default Values in <code>SpecificationScope</code>	121
6.5.2	Default Values in <code>DataFormatTailoring</code>	121
6.6	Compatibility	126
6.6.1	Compatibility of <code>Baseline</code>	128
6.6.2	Compatibility of <code>SpecificationScope</code>	128
6.6.3	Compatibility of <code>DataFormatTailoring</code>	129
A	Reference Material	133
A.1	Requirements Tracing	133
B	ARXML Listings	138
B.1	<code>LifeCycleStateDefinitionGroup</code>	138
B.2	Example Blueprints	139
B.2.1	Blueprints of <code>PortInterfaceMapping</code>	139
B.2.2	Blueprints of <code>VfbTiming</code>	141
B.3	Example Keyword ARXMLs	142
B.3.1	Example ARXML for <code>Keywords</code>	142
B.3.2	Example ARXML for <code>Stem Relation of Keywords</code>	143
B.3.3	Example for <code>BlueprintPolicyNotModifiable</code>	143
B.3.4	Example for <code>BlueprintPolicyList</code>	143
B.3.5	Example for <code>BlueprintPolicySingle</code>	144
B.4	Example Profiles of Data Exchange Points	145
B.4.1	Referencing Specification Elements	145
B.4.2	Class Tailoring With <code>MultiplicityRestrictions</code> and <code>ValueRestrictions</code>	147

B.4.3	Class Tailoring With Global and Local MultiplicityRestrictions	149
B.4.4	Class Tailoring That Depends On the Using Role	150
B.4.5	Class Tailoring That Depends On the Value of an Attribute .	152
B.4.6	Class Tailoring That Depends on Existence of Attribute . . .	154
C	Mentioned Class Tables	156
D	Variation Points in this Template	224
E	Change History	225
E.1	Change History of this document according to AUTOSAR Release R4.2.1	225
E.1.1	Added Specification Items in 4.2.1	225
E.1.2	Changed Specification Items in 4.2.1	225
E.1.3	Deleted Specification Items in 4.2.1	225
E.1.4	Added Constraints in 4.2.1	225
E.1.5	Changed Constraints in 4.2.1	226
E.1.6	Deleted Constraints in 4.2.1	226
E.2	Change History of this document according to AUTOSAR Release R4.2.2	226
E.2.1	Added Specification Items in 4.2.2	226
E.2.2	Changed Specification Items in 4.2.2	226
E.2.3	Deleted Specification Items in 4.2.2	226
E.2.4	Added Constraints in 4.2.2	226
E.2.5	Changed Constraints in 4.2.2	227
E.2.6	Deleted Constraints in 4.2.2	227
E.3	Change History of this document according to AUTOSAR Release R4.3.0	227
E.3.1	Added Specification Items in 4.3.0	227
E.3.2	Changed Specification Items in 4.3.0	229
E.3.3	Deleted Specification Items in 4.3.0	230
E.3.4	Added Constraints in 4.3.0	230
E.3.5	Changed Constraints in 4.3.0	230
E.3.6	Deleted Constraints in 4.3.0	231
E.4	Change History of this document according to AUTOSAR Release R4.3.1	231
E.4.1	Added Specification Items in 4.3.1	231
E.4.2	Changed Specification Items in 4.3.1	231
E.4.3	Deleted Specification Items in 4.3.1	231
E.4.4	Added Constraints in 4.3.1	231
E.4.5	Changed Constraints in 4.3.1	231
E.4.6	Deleted Constraints in 4.3.1	231
E.5	Change History of this document according to AUTOSAR Release R4.4.0	232
E.5.1	Added Specification Items in 4.4.0	232
E.5.2	Changed Specification Items in 4.4.0	232
E.5.3	Deleted Specification Items in 4.4.0	232
E.5.4	Added Constraints in 4.4.0	232
E.5.5	Changed Constraints in 4.4.0	233
E.5.6	Deleted Constraints in 4.4.0	233
E.6	Change History of this document according to AUTOSAR Release R19-11	233

E.6.1	Added Specification Items in 19-11	233
E.6.2	Changed Specification Items in 19-11	233
E.6.3	Deleted Specification Items in 19-11	233
E.6.4	Added Constraints in 19-11	234
E.6.5	Changed Constraints in 19-11	234
E.6.6	Deleted Constraints in 19-11	234
E.7	Change History of this document according to AUTOSAR Release R20-11	234
E.7.1	Added Specification Items in R20-11	234
E.7.2	Changed Specification Items in R20-11	234
E.7.3	Deleted Specification Items in R20-11	234
E.7.4	Added Constraints in R20-11	234
E.7.5	Changed Constraints in R20-11	235
E.7.6	Deleted Constraints in R20-11	235
E.8	Change History of this document according to AUTOSAR Release R21-11	235
E.8.1	Added Specification Items in R21-11	235
E.8.2	Changed Specification Items in R21-11	235
E.8.3	Deleted Specification Items in R21-11	235
E.8.4	Added Constraints in R21-11	236
E.8.5	Changed Constraints in R21-11	236
E.8.6	Deleted Constraints in R21-11	236
E.9	Change History of this document according to AUTOSAR Release R22-11	236
E.9.1	Added Specification Items in R22-11	236
E.9.2	Changed Specification Items in R22-11	236
E.9.3	Deleted Specification Items in R22-11	236
E.9.4	Added Constraints in R22-11	237
E.9.5	Changed Constraints in R22-11	237
E.9.6	Deleted Constraints in R22-11	237
E.10	Change History of this document according to AUTOSAR Release R23-11	237
E.10.1	Added Specification Items in R23-11	237
E.10.2	Changed Specification Items in R23-11	237
E.10.3	Deleted Specification Items in R23-11	238
E.10.4	Added Constraints in R23-11	238
E.10.5	Changed Constraints in R23-11	238
E.10.6	Deleted Constraints in R23-11	238

References

- [1] Software Component Template
AUTOSAR_CP_TPS_SoftwareComponentTemplate
- [2] Requirements on Standardization Template
AUTOSAR_FO_RS_StandardizationTemplate
- [3] Predefined Names in AUTOSAR
AUTOSAR_FO_TR_PredefinedNames
- [4] List of Basic Software Modules
AUTOSAR_CP_TR_BSWModuleList
- [5] List of Adaptive Platform Functional Clusters
AUTOSAR_AP_TR_FunctionalClusterList
- [6] Generic Structure Template
AUTOSAR_FO_TPS_GenericStructureTemplate
- [7] XML Path language (XPath)
<http://www.w3.org/TR/xpath/>
- [8] ANTLR parser generator V3
- [9] Specification of ECU Configuration
AUTOSAR_CP_TPS_ECUConfiguration
- [10] Unique Names for Documentation, Measurement and Calibration: Modeling and Naming Aspects including Automatic Generation
AUTOSAR_CP_TR_AIMeasurementCalibrationDiagnostics
- [11] XML Specification of Application Interfaces
AUTOSAR_CP_MOD_AISpecification
- [12] Specification of Timing Extensions for Classic Platform
AUTOSAR_CP_TPS_TimingExtensions
- [13] Explanation of Application Interfaces of the Powertrain Engine Domain
AUTOSAR_CP_EXP_AIPowertrain
- [14] Specification of Platform Types for Classic Platform
AUTOSAR_CP_SWS_PlatformTypes
- [15] SW-C and System Modeling Guide
AUTOSAR_CP_TR_SWCModelingGuide
- [16] Specification of CRC Routines
AUTOSAR_CP_SWS_CRCLibrary
- [17] Methodology for Classic Platform
AUTOSAR_CP_TR_Methodology

- [18] Meta Model
AUTOSAR_FO_MMOD_MetaModel
- [19] Meta Model-generated XML Schema
AUTOSAR_FO_MMOD_XMLSchema
- [20] AUTOSAR XML Schema Production Rules
AUTOSAR_FO_TPS_XMLSchemaProductionRules

1 Introduction

AUTOSAR models are in many cases not created from scratch but existing content is taken as the basis. The existing content could be contributed by the AUTOSAR initiative itself in form of standardized model elements.

This document specifies the Standardization Template. This template is intended to support the delivery of standardized model elements by AUTOSAR and others.

AUTOSAR 4.0 already specifies the blueprint approach for standardization. This approach is continued and refined by the Standardization Template. It thereby replaces Appendix A in Software Component Template ([1]).

As an particular example, let us consider the standardization of application interfaces. That is, in terms of the AUTOSAR meta-model the standardization mainly applies to the definition of `PortPrototypes` for specific purposes.

Due to the structure of the AUTOSAR meta-model it is not possible to merely express a standardized `PortPrototype` because for good reasons the latter does not exist on its own but is always owned by a `SwComponentType`.

The Standardization Template specifies the approach to overcome this situation.

For more details such as use cases please refer to [2].

1.1 Document Conventions

Technical terms are typeset in mono spaced font, e.g. `PortPrototype`. As a general rule, plural forms of technical terms are created by adding "s" to the singular form, e.g. `PortPrototypes`. By this means the document resembles terminology used in the AUTOSAR XML Schema.

This document contains constraints in textual form that are distinguished from the rest of the text by a unique numerical constraint ID, a headline, and the actual constraint text starting after the `[` character and terminated by the `]` character.

The purpose of these constraints is to literally constrain the interpretation of the AUTOSAR meta-model such that it is possible to detect violations of the standardized behavior implemented in an instance of the meta-model (i.e. on M1 level).

Makers of AUTOSAR tools are encouraged to add the numerical ID of a constraint that corresponds to an M1 modeling issue as part of the diagnostic message issued by the tool.

The attributes of the classes introduced in this document are listed in form of class tables. They have the form shown in the example of the top-level element AUTOSAR:

Please note that constraints are not supposed to be enforceable at any given time in an AUTOSAR workflow. During the development of a model, constraints may legitimately be violated because an incomplete model will obviously show inconsistencies.

However, at specific points in the workflow, constraints shall be enforced as a safeguard against misconfiguration.

The points in the workflow where constraints shall be enforced, sometimes also known as the "binding time" of the constraint, are different for each model category, e.g. on the classic platform, the constraints defined for software-components are typically enforced prior to the generation of the RTE while the constraints against the definition of an Ecu extract shall be applied when the Ecu configuration for the Com stack is created.

For each document, possible binding times of constraints are defined and the binding times are typically mentioned in the constraint themselves to give a proper orientation for implementers of AUTOSAR authoring tools.

Let [AUTOSAR](#) be an example of a typical class table. The first rows in the table have the following meaning:

Class: The name of the class as defined in the UML model.

Package: The UML package the class is defined in. This is only listed to help locating the class in the overall meta model.

Note: The comment the modeler gave for the class (class note). Stereotypes and UML tags of the class are also denoted here.

Base Classes: If applicable, the list of direct base classes.

The headers in the table have the following meaning:

Attribute: The name of an attribute of the class. Note that AUTOSAR does not distinguish between class attributes and owned association ends.

Type: The type of an attribute of the class.

Mul.: The assigned multiplicity of the attribute, i.e. how many instances of the given data type are associated with the attribute.

Kind: Specifies, whether the attribute is aggregated in the class (`aggr` aggregation), an UML attribute in the class (`attr` primitive attribute), or just referenced by it (`ref` reference). Instance references are also indicated (`iref` instance reference) in this field.

Note: The comment the modeler gave for the class attribute (role note). Stereotypes and UML tags of the class are also denoted here.

Please note that the chapters that start with a letter instead of a numerical value represent the appendix of the document. The purpose of the appendix is to support the explanation of certain aspects of the document and does not represent binding conventions of the standard.

2 AUTOSAR Documentation Model

2.1 Documentation Levels

AUTOSAR has defined four levels of requirements for its standardization work:

1. AUTOSAR Project Objectives
2. AUTOSAR Main Requirements
3. AUTOSAR Requirements Specifications (RS, SRS, ATR)
4. AUTOSAR Specifications (SWS, TPS, AI, TR, MOD, ATS, EXP etc.)

The used abbreviations are defined in [3].

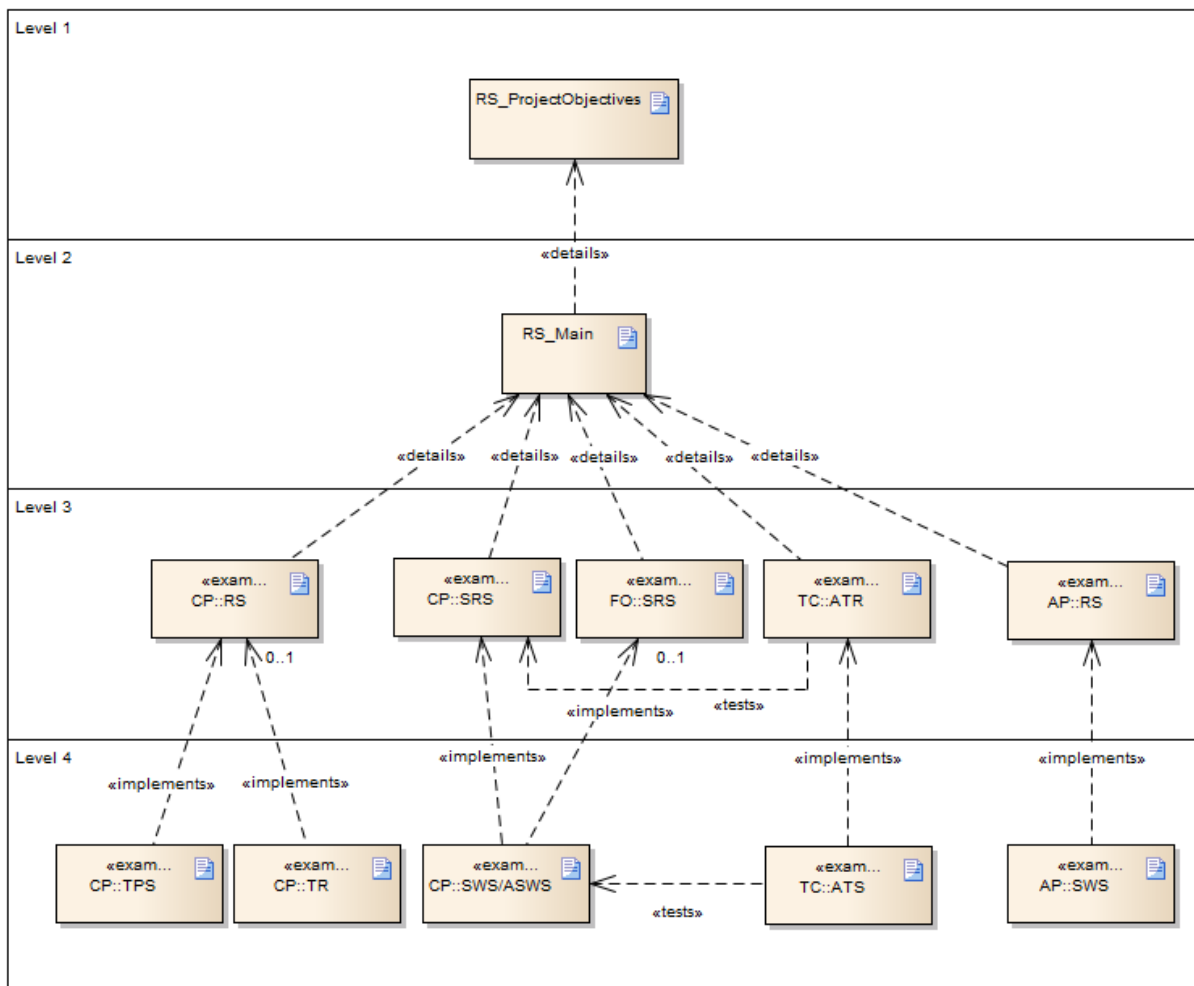


Figure 2.1: Specification levels

The assignment of platform based documents is realized by the "applies to" relation as illustrated in figure 2.2.

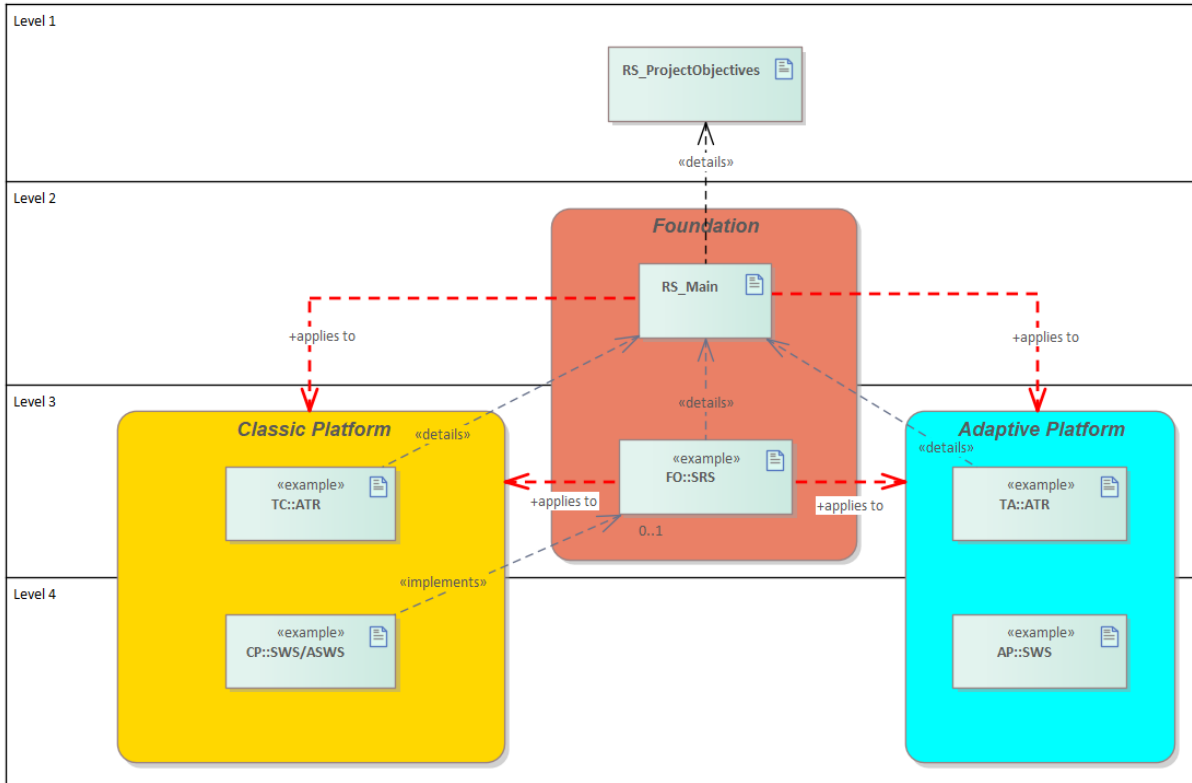


Figure 2.2: Platform based document structure

[TPS_STDT_00001] Support bottom up tracing [Standardization Template supports bottom up tracing between these levels by the meta-class `Traceable`. This allows to represent traceable entities and to establish traces between those. These entities reside within a `DocumentationBlock`. One prominent place is `DocumentationBlock.trace` in particular within `Identifiable.introduction`.] ([RS_STDT_00008](#), [RS_STDT_00009](#))

[constr_2625] Permitted `LifeCycleState` combinations in a requirement up-trace [

Trace from:	Trace to: <code>TraceableText.category=REQUIREMENT_ITEM</code>			
	DRAFT	VALID	OBSOLETE	REMOVED
DRAFT	1	1		
VALID	x ¹	1		
OBSOLETE	1	1	1	
REMOVED	1	1	1	1

Legend: 1=Permitted

]0

2.2 Documentation Traceable Items

[TPS_STDT_00080] Representation of specification items in AUTOSAR documents [AUTOSAR specification items are represented using the structure with the following attributes:

- The headline consists of an Id (*shortName*) which shall be written inside squared brackets and shall follow [TPS_STDT_00042].
- After the Id the *LifeCycleState* follows in curly brackets. The allowed values are VALID, DRAFT and OBSOLETE and shall follow [TPS_GST_00051]. If there is no *LifeCycleState* information stated then the state is VALID.
- After the *LifeCycleState* an optional specification item title (*longName*) should be stated to improve human readability.
- The next line starts with an opening half bracket and the content of the specification item follows. The end of it shall be marked by the closing half bracket.
- After the closing half bracket an opening round bracket indicates the comma separated list of requirements which are fulfilled by this specification item. The end of it shall be marked by the closing round bracket. If no up traces are available the round brackets shall be written with empty content.
- The specification items shall describe the semantics and syntax of models.

](*RS_STDT_00037*)

Note: Due to the fact that TPS and TR documents do not contribute to direct implementation, the uptrace to the corresponding requirement (RS document) are optional.

[TPS_STDT_00081] Representation of constraint items in AUTOSAR template documents [AUTOSAR constraint items in template documents are represented using the structure with the following attributes:

- The constraint Identifier *shortName* is comprised of:
 - a string prefix: "constr_"
 - a numerical suffix: 4-5 digits long
 - the leading digit of the numerical suffix shall be ≥ 1

On documentation level, this shall be rendered inside [] brackets. The numerical suffix is globally unique.

- After the Id the *LifeCycleState* follows in curly brackets. The allowed values are VALID, DRAFT and OBSOLETE and shall follow [TPS_GST_00051]. If there is no *LifeCycleState* information stated then the state is VALID.
- After the *LifeCycleState* the constraint title (*longName*) follows.
- The constraint content shall be written inside the opening and closing half bracket.

- The constraint items shall further restrict the validity of models.
- An optional constraint `ImpositionTime` ([TPS_STDT_00095])

](RS_STDT_00038)

[TPS_STDT_00093] Representation of advisory items in AUTOSAR template documents [AUTOSAR advisory items in template documents are represented with the following format:

- The advisory Identifier `shortName` is comprised of:
 - a string prefix: "advisory_"
 - a numerical suffix: 4-5 digits long
 - the leading digit of the numerical suffix shall be ≥ 1

On documentation level, this shall be rendered inside [] brackets. The numerical suffix is globally unique.

- After the Identifier the `LifeCycleState` follows in curly brackets. The allowed values are VALID, DRAFT and OBSOLETE and shall follow [TPS_GST_00051]. If there is no `LifeCycleState` information stated then the state is VALID.
- After the `LifeCycleState` the advisory title `longName` follows.
- The advisory content shall be written inside the opening (ceil) and closing (floor) symbols.

](RS_STDT_00043)

In an advisory item according to [TPS_STDT_00093], the term “should” shall be used inside the content to underline the advisory intention of the item.

[TPS_STDT_00088] Representation of constraint items in AUTOSAR non template documents [AUTOSAR constraint items in AUTOSAR non template documents are represented using the structure with the following attributes:

- The headline consists of an Id (`shortName`) which shall be written inside squared brackets and shall follow [TPS_STDT_00042].
- After the Id the `LifeCycleState` follows in curly brackets. The allowed values are VALID, DRAFT and OBSOLETE and shall follow [TPS_GST_00051]. If there is no `LifeCycleState` information stated then the state is VALID.
- After the `LifeCycleState` the constraint title (`longName`) follows.
- The constraint content shall be written inside the opening and closing half bracket.

](RS_STDT_00038)

In a constraint according to [TPS_STDT_00088], the term “shall” shall be used inside the content to underline the mandatory intention of the item.

[TPS_STDT_00078] Representation of requirements in AUTOSAR documents
 [AUTOSAR requirements are represented using the structure of [TPS_STDT_00060] where the following attributes are presented as a table:

- The headline shall contain the Id (*shortName*), the *LifeCycleState* (type) and a nominalized unique short text (*longName*) of the requirement.
- The value of Type shall be one of "valid", "draft" or "obsolete", see [TPS_STDT_00064].
- The description of requirement contains of a complete English sentence using the sentence pattern [TPS_STDT_00094] including one of the keywords from [TPS_STDT_00053]. Additional information: needed to understand the requirement, can be added to the description.
- The rationale can be used to justify or rationalize the requirement.
- Use case can be used to describe the use case of the requirement.
- Applies to shall contain a comma separated tag list with one of the following values "CP", "AP", "FO", "TC", "TA".
- Dependencies may contain references to other requirements in this document which this requirement depends on.
- Supporting material can be used for documenting references to other documents or models that support the implementation of this requirement.

]([RS_STDT_00036](#))

The rendition is illustrated in figure 2.3. Please note that the value of Type is shown with curly brackets in the headline.

[SWS_FOO_07711]{DRAFT} Formal Requirements shall look like this [

Description:	Additional text to improve the understanding of the requirement (optional). The description shall neither refine nor enhance the requirement by using key words (as defined below).
Rationale:	Why is this requirement important, what its omission could cause? We deliberately should harmonize the presentation of the AUTOSAR requirements.
Use Case:	A scenario that makes the requirement necessary or useful.
AppliesTo:	CP, TC
Dependencies:	References to other requirements in this document which this requirement depends on. More than one reference shall be separated by semicolon. For example see [SWS_FOO_00007], [SWS_FOO_00002]
Supporting Material:	References to other documents, models etc.

]([SRS_FOO_00815](#), [SRS_BAR_00007](#))

Figure 2.3: Requirements Table

In case no data are available for a dedicated field keep it empty.

The description of a requirement follows a dedicated sentence pattern.

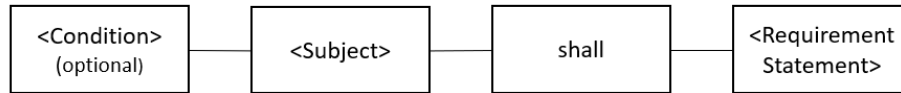


Figure 2.4: Sentence Pattern

[TPS_STDT_00094] Sentence pattern [The sentence pattern is build up by:

- **<Condition> (optional):** A condition under which the **<Requirement Statement>** shall be true. The condition starts with either *if* or *when* and ends with *then*. Where *when* identifies an event. I.e. the point in time when the condition becomes true. In natural language you could use "as soon as" to express the same. *If* in contrast identifies a static condition which is independent from time. For static conditions you may add *else* (optionally) after the **<Requirement Statement>** to express an alternative requirement by appending it as an additional sentence following the pattern.
- **<Subject>:** The item that is to fulfill the **<Requirement Statement>**. **Remark:** The subject typically represents your subject under development, a property or a part of it. It is highly recommended to maintain an overview of the subjects you are specifying in the introductory section of your specification document.
- **shall:** Separates the **<Subject>** from the **<Requirement Statement>** and identifies (partial) requirements.
- **<Requirement Statement>:** A statement that can either be verified or falsified. If the statement is true, then the **<Subject>** satisfies the requirement, otherwise it does not.

] ([RS_STDT_00036](#))

[constr_2603] Use of "applies to" in context of the specification level [On specification level 1 and 2 only the requirements table including the `appliesTo` attribute shall be used. On the specification levels 3 and 4 only the requirements table without the `appliesTo` attribute shall be used. Exception: Documents of the foundation which are handled on specification level 3.]()

Rational: This avoids unintentional cross references which disturb the structure of tracing.

[constr_2604] Allowed uptraces in context of "applies to" values [Traces to documents of upper specification levels shall be conform to the values assigned to `appliesTo`.]()

Note: Patterns of not allowed uptraces are marked with "NOT ALLOWED" in figure 2.5.

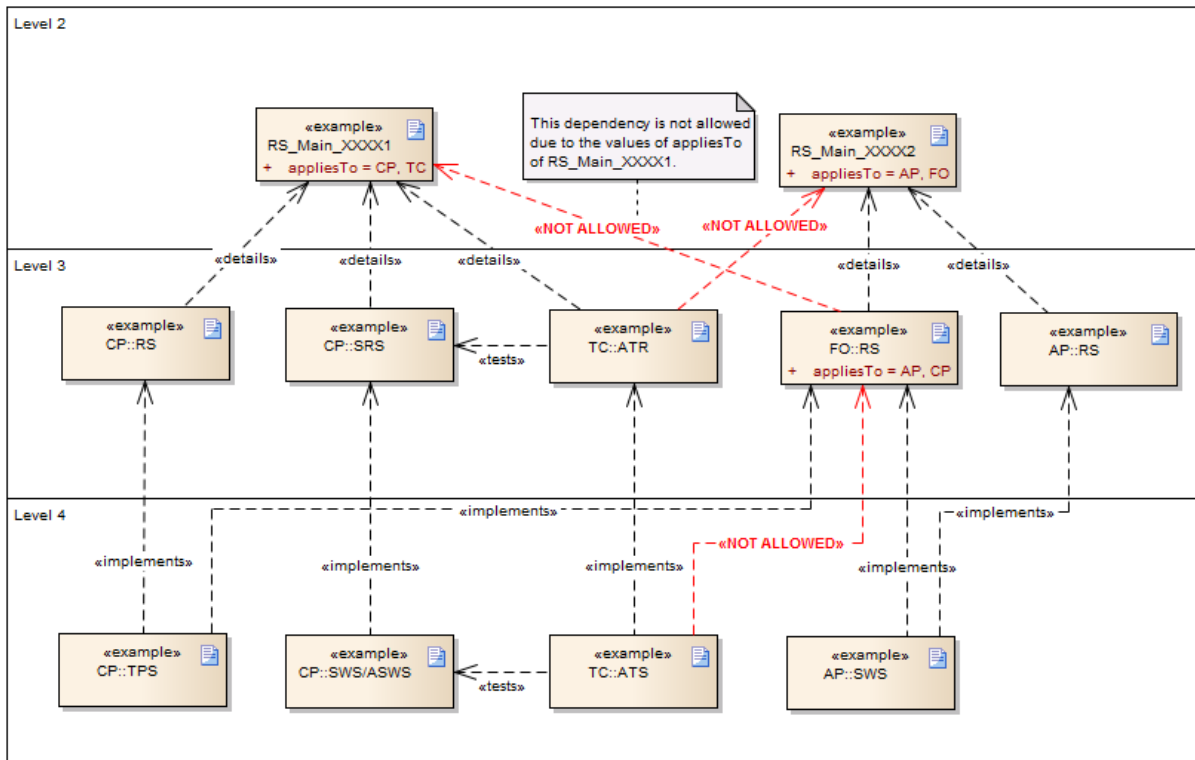


Figure 2.5: Use of appliesTo

Note: Optional requirements on level 1 to 4 of the AUTOSAR requirements hierarchy are not allowed. An optional part of an implementation is only optional for the end-user of AUTOSAR. In order to provide this option, the corresponding choice shall be mandatory in the according specification. That means, a feature described as "AUTOSAR should support X" can never be correct, because the underlying requirements layer is always static and would have no chance to decide whether "X" should be part of it or not. A correct writing would be e. g. "AUTOSAR shall support optional X".

[TPS_STDT_00029] Representation of test items in AUTOSAR documents

[AUTOSAR test items are represented using the structure of [TPS_STDT_00060] where the following attributes are presented as a table:

- Id ([shortName](#)) and test item ([longName](#)) are shown in the headline.
- The test item ([longName](#)) shall be a complete English sentence.
- "implements" represents the uptrace at the end of the table
- Type, Description, Rationale, Use Case, Dependencies, Supporting Material and Tested Items are shown as table rows.
- The value of Type shall be one of "valid", "draft" or "obsolete", see [TPS_STDT_00064].

]([RS_STDT_00039](#))

The representation of test items [TPS_STDT_00029] can also be used in level 4 as in level 3, see figure 2.1.

The rendition is illustrated in figure 2.6.

[ATR_FOO_04711] Formal Tests shall look like this [

Type:	valid
Description:	Additional text to improve the understanding of the acceptance test (optional). The description shall neither refine nor enhance the acceptance test by using key words as define below.
Rationale:	Why is this acceptance test important, what its omission could cause? We deliberately should harmonize the presentation of the AUTOSAR acceptance tests.
Use Case:	A scenario that makes the acceptance test necessary or useful. [UC_FOO_00001],[UC_FOO_00002]
Dependencies:	References to other acceptance tests in this document which this acceptance test depends on. More than one reference shall be separated by semicolon. For example see [ATR_FOO_00007], [ATR_FOO_00002]
Supporting Material:	References to other documents, models etc.
Tested Items:	[SWS_FOO_00815],[TPS_STDT_00042]

](RS_BRF_00123)

Figure 2.6: Test Item Table

Note: The Unicode codes of the half brackets are for opening half bracket: 0x2308 and for closing half bracket: 0x230B.

Traceable is specialized in

- [TPS_STDT_00059] **TraceableText** [This represents a paragraph level text which can be referenced in order to establish requirements tracing. It is an abstract class from which particular specializations support specific kinds of tracing such as requirements / constraints.] (RS_STDT_00008)

[constr_2540] **Tagged text category** [The *category* of *TraceableText* shall be one of:

- **ADVISORY_ITEM**: The text represents a particular advisory. Such an item is applicable primarily in template specifications. It is similar to a constraint item but represents the characteristic of a WARNING rather than an ERROR.
- **CONSTRAINT_ITEM**: The text represents a particular constraint. Such an item is applicable primarily in template specifications. It is similar to a specification item but represents issues that may be validated automatically e.g. by a tool.
- **IMPLEMENTATION_ITEM**: The text represents a short description of an implementation. It is applicable primarily within the *introduction* of a model element.

- [REQUIREMENT_ITEM](#): The text represents a particular requirement. Such an item is applicable primarily in requirement specifications.
- [SPECIFICATION_ITEM](#): The text represents a particular item in the specification. Such an item is a requirement for the implementation of the software specification.
- [SRC](#): The text represents the source code content.
- [TEST_ITEM](#): The text represents a short description of a test. Such an item is applicable primarily in test specifications.

]()

- **[TPS_STDT_00060] [StructuredReq](#)** [This represents a structured requirement as it is used within AUTOSAR RS documents.]([RS_STDT_00008](#), [RS_STDT_00009](#))

Note: because [TraceableText](#) is aggregated in [DocumentationBlock](#) it also requires a proper rendition in printed documents. For an example of a proper rendition see [\[TPS_STDT_00001\]](#) above.

[constr_2565] Trace shall not be nested [Due to the intended atomicity of requirements respectively specification items, [Traceable](#) shall not be nested.]()

[TPS_STDT_00042] namePattern for [shortNames](#) of [TraceableText](#) in Standardization Documents [The intended name pattern applicable to [shortNames](#) [TraceableText](#) (in fact representing e.g. requirement tags) in AUTOSAR standardization documents is defined as:

```
[{platform}_]{keyword(TraceCategory)}_{module}_{(special)[_{index}]}|{index}
```

In this pattern, the placeholders are defined as:

- `platform` is either AP or CP or FO.
- `keyword(TraceCategory)` is defined in [3] in keyword set `Information-Categories`, entries with classification `TraceCategory`.
- `module` is either module abbreviation in [4] or an entry of the keyword set `DocumentAbbreviations` with classification `DocumentAbbreviation` in [3] or the functional cluster shortname in [5]. Inside one document only the same module abbreviation or keyword shall be used.
- `index` is a 5 digit numerical index in the range: 00000->99999
- `special` is one of (SPEC, NA, GEN, CONSTR). Note that `special` may also have an optional index. This allows to provide different special items with more detailed information.

]([RS_STDT_00009](#), [RS_STDT_00008](#), [RS_STDT_00001](#), [RS_STDT_00031](#))

Note that some existing specifications historically contain multiple abbreviations inside the document and do therefore not follow this pattern. These are exceptions and shall not be applied to new documents.

[TPS_STDT_00056] Identifying not applicable requirements [For those requirements which are not applicable to a particular specification, [TPS_STDT_00042] allows the `special` to be NA.

In order to apply this, specification item with the `shortName` e.g. ([RS_STDT_NA] or even [RS_STDT_NA_00099]) may be created which traces back to the not applicable requirement items.

By this, not applicable requirements are easily identified in requirements tracing tables. Requirements tracing is complete since it also explicitly expresses the not applicable requirements.] ([RS_STDT_00031](#))

[TPS_STDT_00057] Identifying generally fulfilled requirements [For those requirements which are fulfilled by a generic concept, [TPS_STDT_00042] allows the `special` to be GEN.

In order to apply this, specification item with an appropriate `shortName` (e.g. [RS_STDT_GEN] or even [RS_STDT_GEN_00098]) may be created which traces back to the generally fulfilled requirement items.

By this, requirements considered to be fulfilled in general are easily identified in requirements tracing tables. Requirements tracing is complete since it also explicitly expresses the generally (or implicitly fulfilled) requirements.] ([RS_STDT_00031](#))

[TPS_STDT_00058] Identifying requirements which need more specialization [For those requirements which are fulfilled by items in a general specification together with items in individual specifications, [TPS_STDT_00042] allows the `special` to be SPEC.

In order to apply this, an item with an appropriate `shortName` (e.g. [RS_STDT_SPEC] or even [RS_STDT_SPEC_00092]) may be created which traces back to the requirement items which need additional items in the individual specification.

By this, it is possible to identify the requirement items in the general specification, which need complementary items in an individual specification. This finally allows to perform a complete requirements tracing.] ([RS_STDT_00031](#))

Figure 2.7 illustrates a requirements tracing table which utilizes the features provided by [TPS_STDT_00056] and [TPS_STDT_00058]:

SWS Canif
Requirements traceability to SRS BSW General

Requirement	Description	Satisfied by
[RS_BSW_001]	Requirement title ...	[SWS_BSW_0100]
[RS_BSW_002]	Requirement title ...	[SWS_CANIF_0815]
		[SWS_CANIF_2000]
		[SWS_BSW_SPEC]
[RS_BSW_003]	Requirement title ...	[SWS_BSW_0100]
		[SWS_BSW_0105]
[RS_BSW_004]	Requirement title ...	[SWS_CANIF_0158]
		[SWS_BSW_0101]
[RS_BSW_005]	Requirement title ...	[SWS_CANIF_NA]
		[SWS_BSW_0102]
		[SWS_BSW_SPEC]
[RS_BSW_006]	Requirement title ...	[SWS_CANIF_NA]
[RS_BSW_007]	Requirement title ...	[SWS_CANIF_0784]
		[SWS_BSW_0104]
		[SWS_BSW_SPEC]
[RS_BSW_008]	Requirement title ...	[SWS_CANIF_NA]

...

Requirements traceability to SRS CAN

[RS_CANIF_001]	Requirement title ...	[SWS_CANIF_0434]
[RS_CANIF_002]	Requirement title ...	[SWS_CANIF_0435]
[RS_CANIF_003]	Requirement title ...	[SWS_CANIF_0436]

...

Figure 2.7: Example for trace table using NA and SPEC

[TPS_STDT_00089] Identifying specification items which are constraints in AUTOSAR ASWS/SWS/PRS documents [For those specification items which are constraints, [TPS_STDT_00042] allows the special to be `CONSTR`. In order to apply this, an item with an appropriate shortName (e.g. [SWS_Dem_CONSTR_06101]) may be created. For this case, the numerical `index` is mandatory. Constraints as specification items are permitted only in an ASWS/SWS/PRS document.] ([RS_STDT_00031](#))

[TPS_STDT_00052] Characteristics of **TraceableText** [TraceableText should² be:

- **identifiable:** **TraceableText** shall be identified by a unique **shortName** (see [TPS_STDT_00042]). This is automatically fulfilled by applying the AUTOSAR meta-model and schema.
- **specific:** **TraceableText** should be written such that the content is unambiguous and comprehensive - even if this would not result in an elegant writing style.
- **atomic:** One **TraceableText** should cover one particular issue.
- **verifiable:** The content of **TraceableText** should be written concrete such that it can be verified - not necessarily automatically but at least by human experts.

In particular the requirement levels specified in [TPS_STDT_00053] shall be applied.

](RS_STDT_00008, RS_STDT_00009)

[TPS_STDT_00053] **Expression of obligation** [The following verbal forms for the expression of obligation shall be used to indicate requirements.

The key words "MUST", "MUST NOT", "REQUIRED", "SHALL", "SHALL NOT", "SHOULD", "SHOULD NOT", "RECOMMENDED", "MAY", and "OPTIONAL" in this document are to be interpreted as follows.

Note that the requirement level of the document in which they are used modifies the force of these words.

- **MUST:** This word, or the adjective "LEGALLY REQUIRED", means that the definition is an absolute requirement of the specification due to legal issues.
- **MUST NOT:** This phrase, or the phrase "MUST NOT", means that the definition is an absolute prohibition of the specification due to legal issues.
- **SHALL:** This phrase, or the adjective "REQUIRED", means that the definition is an absolute requirement of the specification.
- **SHALL NOT:** This phrase means that the definition is an absolute prohibition of the specification.
- **SHOULD:** This word, or the adjective "RECOMMENDED", means that there may exist valid reasons in particular circumstances to ignore a particular item, but the full implications must be understood and carefully weighed before choosing a different course.
- **SHOULD NOT:** This phrase, or the phrase "NOT RECOMMENDED", means that there may exist valid reasons in particular circumstances when the particular behavior is acceptable or even useful, but the full implications should be understood

²This usage of the word "should" indicates that this is not always easy to decide. For example [TPS_STDT_00052] could also have been divided in one **TraceableText** per item.

and the case carefully weighed before implementing any behavior described with this label.

- **MAY:** This word, or the adjective "OPTIONAL", means that an item is truly optional. One vendor may choose to include the item because a particular market-place requires it or because the vendor feels that it enhances the product while another vendor may omit the same item.

An implementation, which does not include a particular option, SHALL be prepared to interoperate with another implementation, which does include the option, though perhaps with reduced functionality. In the same vein an implementation, which does include a particular option, SHALL be prepared to interoperate with another implementation, which does not include the option (except, of course, for the feature the option provides.)](RS_STDT_00014)

[TPS_STDT_00054] Organisation of TraceableText [A set of TraceableText within a specification shall have the following properties:

- **hierarchical structure:** Multiple TraceableTexts shall be structured in several successive levels - this is mostly ensured by the templates for the different kind of AUTOSAR specifications.
- **completeness:** TraceableText at one level shall fully implement all TraceableText of the previous level.
- **external consistency:** Multiple TraceableTexts shall not contradict each other.
- **no duplication of information within any level of the hierarchical structure:** The content of one TraceableText shall not be repeated in any other TraceableText within the same level of the hierarchical structure.
- **maintainability:** A set of TraceableText can be modified or extended, e.g. by introduction of new versions of TraceableText or by adding/removing TraceableText. The shortName of TraceableText shall not be reused or changed.

](RS_STDT_00008)

The levels mentioned in [TPS_STDT_00054] are illustrated in figure 2.1.

[TPS_STDT_00050] namePattern for AUTOSAR delivered Files [The intended name pattern applied for filenames of AUTOSAR delivered files is defined as

```
[{platform}_]AUTOSAR_{keyword(DocumentCategory)}_{DocumentName}
```

In this pattern, the placeholders are defined as:

- platform is either AP or CP or FO.
- keyword(DocumentCategory) is defined in [3] in keyword set InformationCategories, entries with classification DocumentCategory.

- DocumentName is the `shortName` of the `Keyword` according to [3], keyword set DocumentAbbreviation entries with classification DocumentAbbreviation or the shortName of the module in [4]

|(RS_STDT_00009)

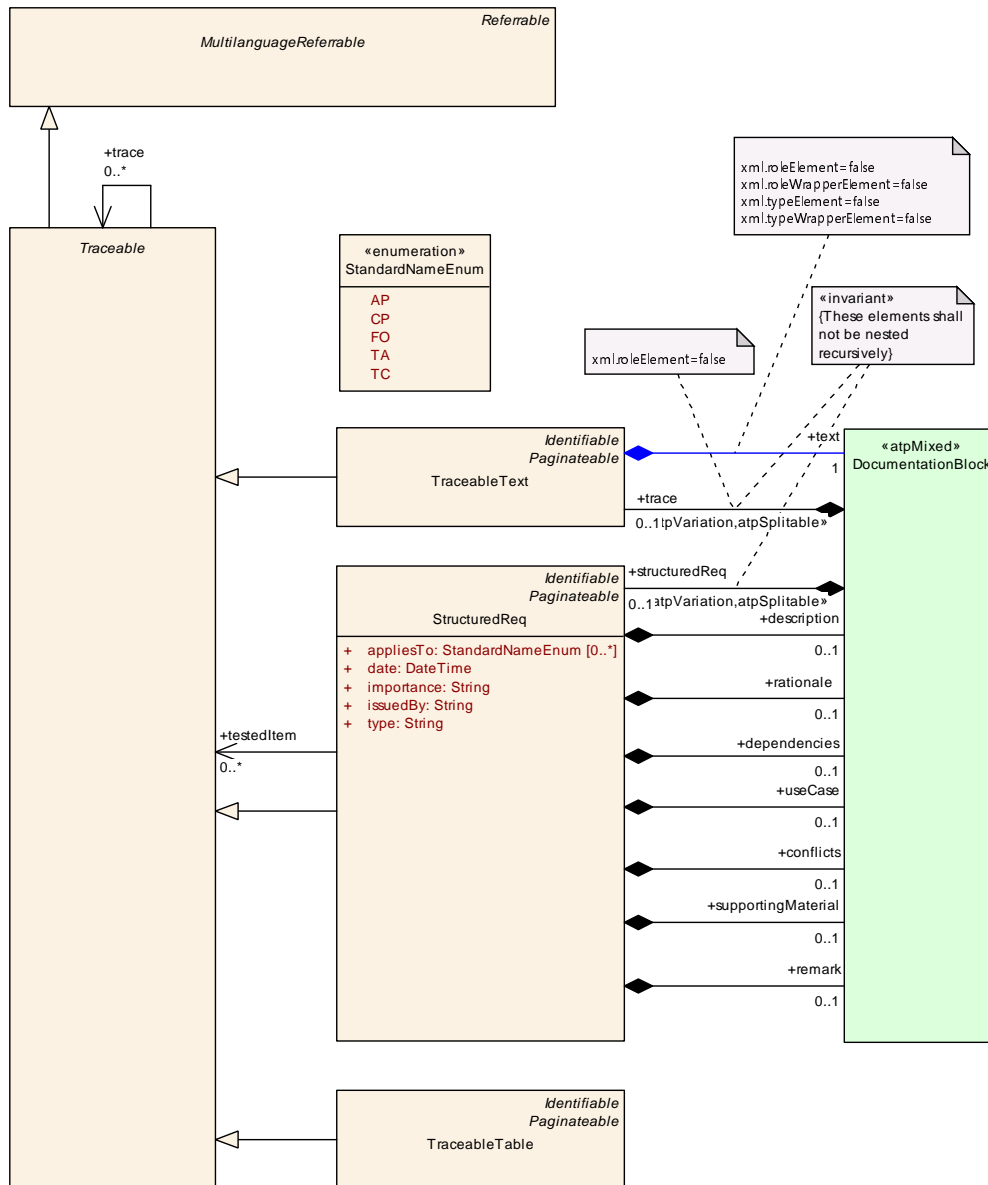


Figure 2.8: Requirements and Tracing

Enumeration	StandardNameEnum
Package	M2::AUTOSARTemplates::GenericStructure::DocumentationOnM1
Note	This enumeration lists all allowed standard abbreviations.
Aggregated by	AppliedStandard.appliesTo, StructuredReq.appliesTo
Literal	Description





<i>Enumeration</i>	<i>StandardNameEnum</i>
AP	This values represents the Adaptive Platform. Tags: atp.EnumerationLiteralIndex=0
CP	This Value represents the Classic Platform. Tags: atp.EnumerationLiteralIndex=1
FO	This values represents the Foundation. Tags: atp.EnumerationLiteralIndex=2
TA	This Values represents the Testing of the Adaptive Platform. Tags: atp.EnumerationLiteralIndex=3
TC	This values represents the Testing of the Classic Platform. Tags: atp.EnumerationLiteralIndex=4

Table 2.1: StandardNameEnum

2.3 Imposition Times

The timing of when precisely an AUTOSAR tool should enforce a model constraint/advisory is in some cases clear and in other cases conditional. For that reason AUTOSAR constraints/advisories may contain an additional [ImpositionTime](#) attribute to stipulate the latest point in time in a workflow when the constraint/advisory shall be applied³. Since AUTOSAR defines separate Methodology workflows for the Classic Platform and Adaptive Platform, the respective [ImpositionTimes](#) are in general also platform dependent.

[TPS_STDT_00095]{DRAFT} Semantics of an [ImpositionTime](#) [An AUTOSAR model constraint/advisory contains an [ImpositionTime](#), which specifies the latest point in the methodology workflow when the respective constraint/advisory shall be imposed on a model.]()

[TPS_STDT_00096]{DRAFT} Application of an [ImpositionTime](#) [A constraint/advisory may be enforced before the [ImpositionTime](#) but shall be enforced no later than the respective point in the workflow.]()

[TPS_STDT_00097]{DRAFT} Semantics of an unspecified [ImpositionTime](#) [An AUTOSAR model constraint/advisory with no [ImpositionTime](#), implies "at an arbitrary point in the workflow".]()

³Typically by an authoring/modeling tool

3 Life Cycle of AUTOSAR Definitions

In order to support evolution and backward compatibility of the standardized model elements like port prototype blueprints, port interfaces, keyword abbreviations, SW-Cs (in ASW) or of the API of a BSW module etc., AUTOSAR supports life cycles. The meta-model and the details of the application of this meta-model is specified in chapter "Life Cycle Support" of Generic Structure Template [6].

[TPS_STDT_00038] Life Cycle Support [STDT is able to express information about the state of the blueprints by references from within a `LifeCycleInfoSet`.] ([RS_STDT_00016](#))

[TPS_STDT_00064] Applied Life Cycle Information Sets on AUTOSAR provided Models (M1) [The following `LifeCycleStates` are applied for AUTOSAR provided model elements:

- **VALID**: This indicates that the related entity is a valid part of the document. This is the default.
- **DRAFT**: This indicates that the related entity is introduced newly in the model but still experimental. This information is published but is subject to be changed without backward compatibility management.
- **OBSOLETE**: This indicates that the related entity is obsolete and kept in the model for compatibility reasons. If this tag is set, the note shall express the recommended alternative solution.
- **REMOVED**: This indicates that the related entity is removed from the model. It shall not be used and should not even appear in documents. An AUTOSAR release does not contain such elements. It is intended for AUTOSAR internal development.

Even if such removed elements are not included in an `.arxml` they can still be referenced in a `LifeCycleInfoSet` by using the `<<atpUriDef>>` attribute of type `Referrable: lcObject`, respectively `useInstead`.

If an object is not referenced in a `LifeCycleInfoSet`, the related entity is a valid part of the current model.] ([RS_STDT_00025](#))

Note that according to [\[TPS_STDT_00064\]](#) if there is no life cycle information for an element then it is defined that the element is valid. In other words, in general there is no need to define a `LifeCycleInfoSet` with `defaultLcState=VALID`. Nevertheless, there might be use cases when it could be useful to explicitly define such a `LifeCycleInfoSet`. For example if element "x" gets `LifeCycleState=OBSOLETE` and subsequently this is identified as an error and the life cycle returns back to `VALID`. This could be documented in such a `LifeCycleInfoSet`.

Listing [B.1](#) provides the ARXML representation of the life cycle according to [\[TPS_GST_00051\]](#) respectively [\[TPS_STDT_00064\]](#).

4 Blueprints

4.1 The Principles of Blueprints

[TPS_STDT_00002] **The Principles of Blueprints** [This chapter describes the support of the AUTOSAR meta-model for the pre-definition of model elements taken as the basis for further modeling. These pre-definitions are called blueprints.] ([RS_STDT_00001](#))

For example, an authoring tool provides the such predefined `PortInterface` as a kind of toolbox from which the definitions can be copied to a project.

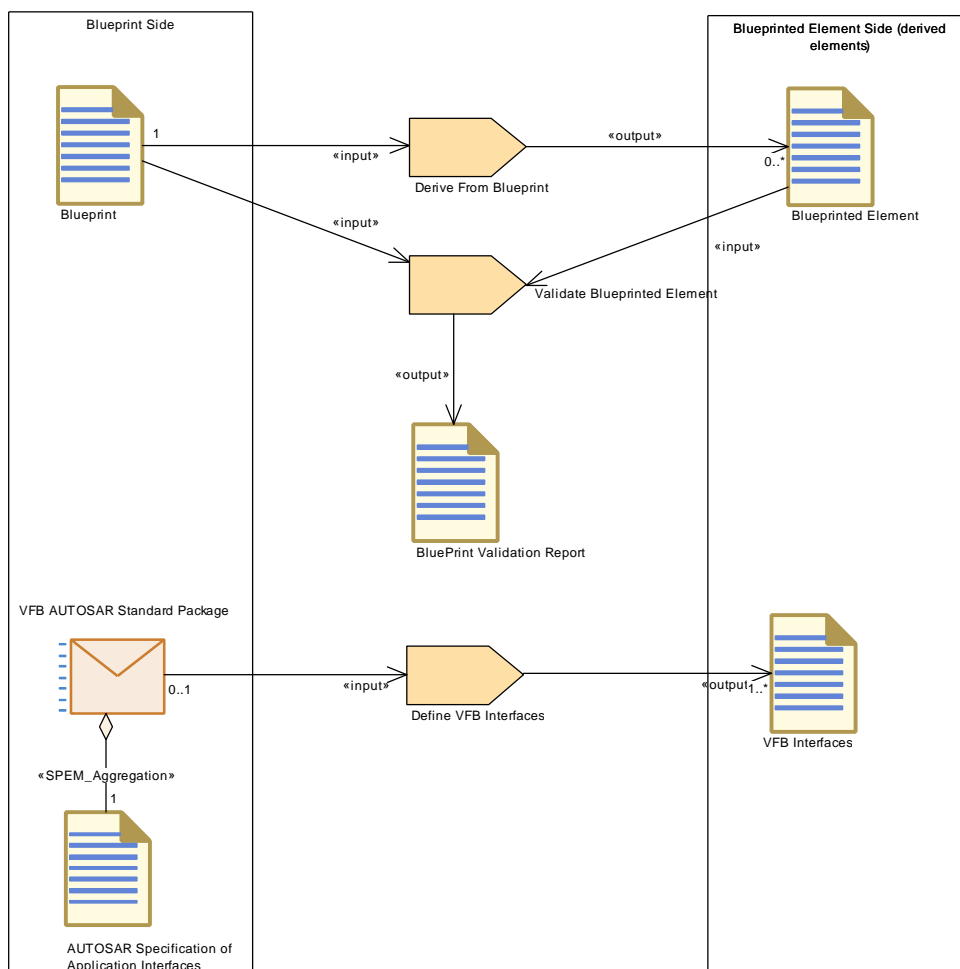


Figure 4.1: Blueprint methodology approach

Figure 4.1 illustrates the usecase. The blueprint is on one hand used as an input to derive objects (`DeriveFromBlueprint`) and later also used to validate the derived objects. As an example the figure shows that the application interfaces are used to derive VFB interfaces (namely `PortInterfaces`).

Meta-classes for elements eligible for blueprinting are defined as specializations of `AtpBlueprintable` while meta-classes for blueprints are defined as specializations of `AtpBlueprint`. An example is given in figure 4.3.

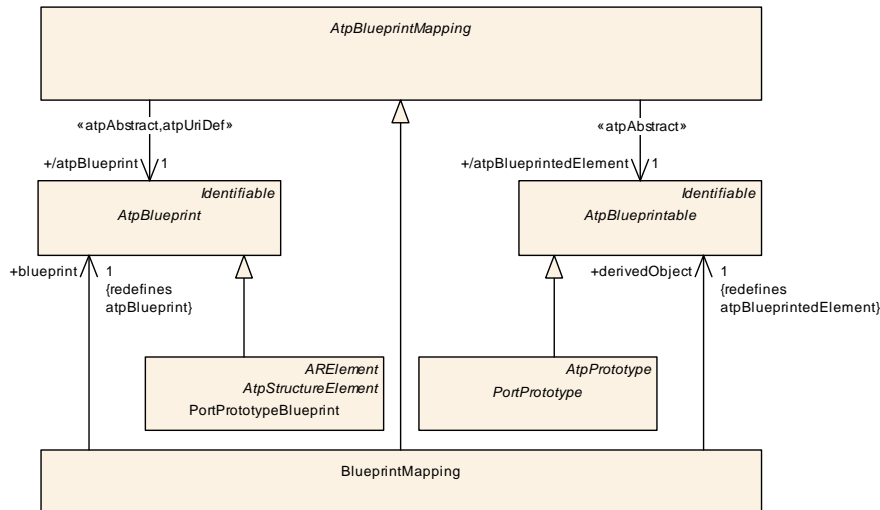


Figure 4.3: Port Blueprints as an example for separate meta-classes for Blueprint and blueprinting Element

[TPS_STDT_00072] Same Meta Class For Blueprints and Derived Objects [For most of the elements eligible for blueprinting, no extra meta-class is required because the same meta-class applies for blueprints and blueprinting elements. The meta-class of such an element inherits from both `AtpBlueprint` and `AtpBlueprintable`.] (*RS_STDT_00017*) An example is given in figure 4.4.

[TPS_STDT_00041] Constraints may be violated in Blueprints [For blueprints using the same meta-class as the derived objects, the constraints defined for these objects may be violated by the blueprints such as:

- Required attributes may be missing.
- Referenced objects may not exist. Strictly speaking, references in blueprints can all be considered as `<<atpUriDef>>`

] (*RS_STDT_00002, RS_STDT_00006, RS_STDT_00007*)

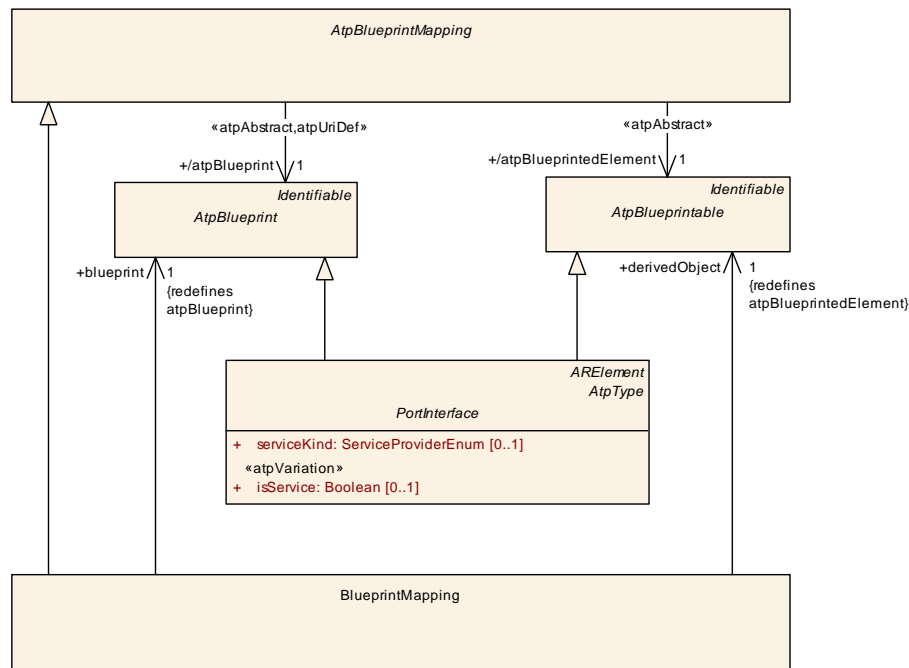


Figure 4.4: PortInterface Blueprints as an example for using the same meta-class for Blueprint and blueprinted Element

[TPS_STDT_00033] Recognize Blueprints [According to [6] the blueprints reside in a package of `category` "BLUEPRINT". Downstream AUTOSAR Tools such as RTE-generator shall ignore Elements living in a package of `category` "BLUEPRINT".] ([RS_STDT_00006](#), [RS_STDT_00007](#))

Blueprints are specializations of `AtpBlueprint`. Introduction of standardization therefore does not introduce compatibility problems to existing templates. Note that since AUTOSAR 4.0.3 `AtpBlueprint.shortNamePattern` is replaced by `Identifier.namePattern` resp. `CIdentifier.namePattern`. In addition since AUTOSAR 4.4.0 `blueprintValue` exists and is used e.g. in the context of ARMQL (AUTOSAR Model Query Language).

[TPS_STDT_00032] BlueprintPolicy [Blueprintable elements shall be characterized by `BlueprintPolicy` to indicate whether they will be modifiable or not modifiable.

- `BlueprintPolicyNotModifiable` means, that the related attribute is not modifiable during the blueprinting (see listing [B.9](#)).
- `BlueprintPolicyList` means, that the related attribute is modifiable during the blueprinting. It applies only to an attribute with upper multiplicity greater than 1 (see listing [B.10](#)).
- `BlueprintPolicySingle` means, that the related attribute is modifiable during the blueprinting. It applies only to an attribute with upper multiplicity equal 1 (see listing [B.11](#)).

] ([RS_STDT_00040](#))

[constr_2590] One BlueprintPolicy is allowed [For each attribute of a blueprint, at most one [BlueprintPolicy](#) is allowed.]()

[constr_2591] BlueprintPolicyNotModifiable [If [BlueprintPolicyNotModifiable](#) is assigned to an attribute, then during blueprinting it is not allowed to modify the value of the attribute and all its contained content.]()

[constr_2592] No BlueprintPolicy [If no [BlueprintPolicy](#) is assigned to an attribute, then arbitrary modifications are allowed while deriving from the blueprint.]()

[constr_2593] Expression for identifying the attribute a BlueprintPolicy relates to [The expression language for identifying the related attribute of a [BlueprintPolicy](#) is a subset version of xpath, see [7]. For navigation over the model we use the names as they are used in XML.]()

[TPS_STDT_00039] Permitted XPath Expressions for [BlueprintPolicy](#) [

XPath Expression	Description	Notes
nodename	Selects all nodes with the name "nodename"	
/	Selects from the root node (the root node is the blueprint owning the BlueprintPolicy)	
@	Selects attributes	
@<attribute>=<value>	Selects an element node, which has the <attribute> set to <value>	
text ()=<value>	Selects an element node, which contains the text <value>	
*	Matches any element node	
[n]	Selects the n-th element node	Only allowed for ordered elements

]([RS_STDT_00040](#))

The XPath expression [n] in [\[TPS_STDT_00039\]](#) starts with [1] due to [7]. One [BlueprintPolicy](#) can refine more than one attribute.

In listing [B.9](#) the root node is selected by the nodename (COMPU-INTERNAL-TO-PHYS). In listing [B.10](#) the root node is selected by nodename/nodename/* (COMPU-INTERNAL-TO-PHYS/COMPU-SCALES/*).

4.1.2 Mapping of Blueprints to blueprinted Elements

In many cases it will be necessary to identify the relationship of a blueprinted element (e.g. [PortPrototype](#)) to the corresponding blueprint (e.g. [PortPrototypeBlueprint](#)) after the blueprinted element has been created according to the blueprint.

For this purpose it would theoretically be possible to establish a reference from [AtpBlueprintable](#) to [AtpBlueprint](#) that identifies the pair of related model artifacts. However, this kind of information is relevant only in a narrow scope and does - as mentioned before - not impact the downstream model handling.

Therefore, a `AtpBlueprintMapping` is introduced which refers to both `AtpBlueprintable` and `AtpBlueprint` (see figure 4.2). The `AtpBlueprintMapping` is in turn aggregated at a container for the creation of blueprint mappings, the `BlueprintMappingSet`.

In previous AUTOSAR Releases a specialization of `AtpBlueprintMapping` was created for each particular meta class eligible for blueprinting. This has been replaced by one particular specialization (`BlueprintMapping`)¹.

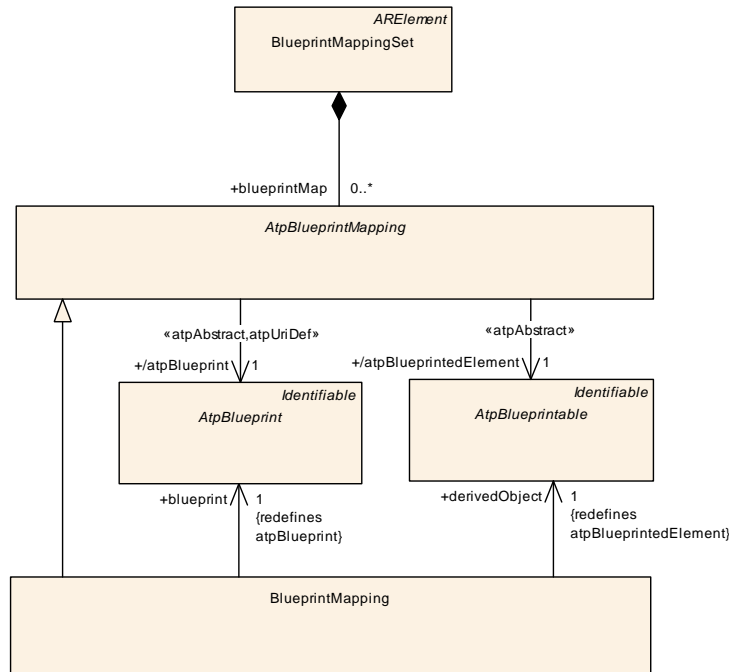


Figure 4.5: Mapping of Derived Objects and their Blueprints

[constr_2566] **Blueprintmapping shall map appropriate elements** [`BlueprintMapping` shall map elements which represent a valid pair of blueprint / derived object. In most of the cases this means that `blueprint` and `derivedObject` shall refer to objects of the same meta-class.] ()

Class	BlueprintMappingSet			
Package	M2::AUTOSARTemplates::CommonStructure::StandardizationTemplate::BlueprintMapping			
Note	This represents a container of mappings between "actual" model elements and the "blueprint" that has been taken for their creation. Tags: atp.recommendedPackage=BlueprintMappingSets			
Base	ARElement , ARObject , CollectableElement , Identifiable , MultilanguageReferrable , PackageableElement , Referrable			
Aggregated by	ARPackage.element			
Attribute	Type	Mult.	Kind	Note
blueprintMap	AtpBlueprintMapping	*	aggr	This represents a particular blueprint map in the set.

Table 4.1: BlueprintMappingSet

¹For compatibility reasons, the abstract pattern was not changed. The previous specializations `PortInterfaceBlueprintMapping` and `PortPrototypeBlueprintMapping` are removed.

4.1.3 General Rules for Compliance of blueprint and blueprinted element

[TPS_STDT_00005] Compliance with Blueprints [Constraints [\[constr_2554\]](#) and [\[TPS_STDT_00087\]](#) apply in general for the compliance of blueprints with the derived objects.] ([RS_STDT_00017](#))

[constr_2554] Derived objects shall match the blueprints [Unless specified explicitly otherwise, the attributes of the blueprint shall appear in the derived objects.

As an exception [namePattern](#) and [blueprintValue](#) may **not** be copied.] ()

[TPS_STDT_00087] Derived objects may have more attributes than the blueprints [Unless specified explicitly otherwise, derived objects may have more attributes than the blueprints. Such attributes can be

- additional values if the upper multiplicity of the attribute in the meta-model is greater than 1
- those specified by the related templates but not specified in the blueprint

] ([RS_STDT_00017](#))

[TPS_STDT_00085] Compatibility of [longName](#), [desc](#) and [introduction](#) of blueprint and blueprinted element [Elements derived from blueprints are allowed to

- change [longName](#)
- change [desc](#)
- change [introduction](#)

] ([RS_STDT_00017](#))

Note that [\[TPS_STDT_00085\]](#) includes the ability to add text in a further language.

Note that [introduction](#) should not be used to describe the derivation of objects from the blueprint. See [\[TPS_STDT_00048\]](#) for details.

[TPS_STDT_00086] Specify a name pattern or a blueprint value in blueprints [For each blueprint, a [namePattern](#) or a [blueprintValue](#) shall be specified if the [shortName](#) respectively a [symbol](#) is not fixed but intended to be defined when objects are derived from a blueprint. This is used to verify the appropriate naming of the derived objects ([\[constr_2553\]](#)).] ([RS_STDT_00017](#))

[constr_2553] [shortName](#) shall follow the pattern defined in the Blueprint [The [shortName](#) respectively [symbol](#) of the derived objects shall follow the pattern defined in [namePattern](#) or [blueprintValue](#) of the blueprint according to [\[TPS_STDT_00086\]](#)] ()

[constr_2570] No Blueprints in system descriptions [There shall be no blueprints in system descriptions. In consequence of this blueprint elements shall be referenced

only from blueprints and `AtpBlueprintMappings`. Due to `<<atpUriDef>>`, the references from `AtpBlueprintMapping` do not need to be resolved in system descriptions.]()

[constr_2571] Outgoing references from Blueprints [Note that outgoing references from Blueprints are basically not limited. Practically, references to objects living in a package of category EXAMPLE should not occur.]()

Reason for [constr_2571] is the fact that these examples then also shall exist in the target system description but not as example. In such a case the example would take the role of a blueprint.

Figure 4.6 illustrates a scenario with standardized objects, blueprints and project related objects.

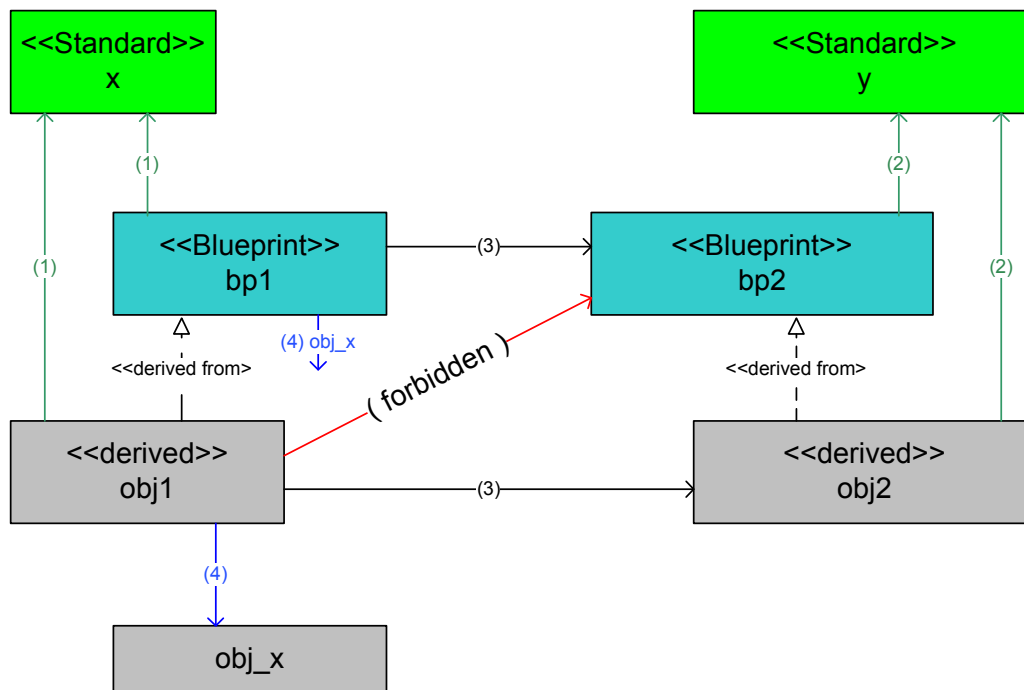


Figure 4.6: Relations between Blueprints, "Derived Objects" and "Standardized Objects"

This diagram in particular illustrates how references in blueprints shall be handled:

[TPS_STDT_00051] Handling references when deriving objects from blueprints [

- Blueprints may reference standardized objects. These references also exist in the derived objects (1), (2).
- Blueprints may reference other blueprints (3). These references need to be replaced in order to meet [constr_2546]. Therefore a reference from a derived object to a blueprint is not allowed.

- Blueprints may contain references to arbitrary objects (4). According to [TPS_STDT_00041] it is allowed that these objects even do not exist. Nevertheless to meet [constr_2554] such references shall be copied to the derived objects and the referenced objects shall exist in the target system description.

](RS_STDT_00013, RS_STDT_00017)

[TPS_STDT_00034] Integrity of Blueprints [The integrity of blueprints can be established by applying references to blueprints of related objects. For example, a blueprint of a `BswModuleDescription` may refer to a blueprint of `BswModuleEntry`.](RS_STDT_00027)

[constr_2546] References in derived model elements [Model elements derived from blueprints shall never refer to model elements that are blueprints.](/)

Note: A blueprint may refer to another blueprint. When deriving objects such a reference shall be replaced such that the new reference target is an object derived from the corresponding reference target in the blueprint.

[TPS_STDT_00065] Nested Blueprint Can be Used as Blueprint of its own [If specialization of `AtpBlueprint` aggregates specialization of `AtpBlueprint`, then the such aggregated specialization of `AtpBlueprint` acts as a blueprint on its own and can be derived beyond the context of objects derived from the aggregating specialization of `AtpBlueprint`. This definition allows to create blueprints which are not specializations of `ARElement`.

In other words, If a blueprint contains blueprints, the "inner" blueprints can be derived independent from derived objects of the "outer" blueprint.](RS_STDT_00001, RS_STDT_00033)

See chapter 4.2.8 for an use case of [TPS_STDT_00065].

[TPS_STDT_00047] Ignore Blueprint Attributes in Non Blueprints [AUTOSAR Tools which do not process blueprints such as RTE-generator shall ignore `Identifier.namePattern` resp. `CIdentifier.namePattern` and `blueprintValue`.

The attributes `Identifier.namePattern` resp. `CIdentifier.namePattern` and `blueprintValue` should be removed when deriving objects from blueprints.](RS_STDT_00003, RS_STDT_00004, RS_STDT_00006, RS_STDT_00007)

[TPS_STDT_00048] Express Decisions when Deriving Objects [Applying `VariationPoint` is a suitable way to express intended decisions to be made when deriving objects from blueprints. In this case the value of the UML tag `vh.latestBindingTime` is `blueprintDerivationTime` and `VariationPoint`. `blueprintCondition`, `VariationPoint.formalBlueprintGenerator` respectively `AttributeValueVariationPoint.blueprintValue` shall be used to express the intended derivation.](RS_STDT_00008, RS_STDT_00018, RS_STDT_00019)

[TPS_STDT_00028] Resolving **VariationPoint** in Blueprints [If a **VariationPoint** has only **blueprintValue** respectively **blueprintCondition**, **formalBlueprintGenerator** but not **swSyscond** nor **postBuildVariantCondition** it shall be resolved when deriving elements.]([RS_STDT_00014](#), [RS_STDT_00015](#), [RS_STDT_00019](#), [RS_STDT_00020](#))

Please refer to Generic Structure Template [6] for the following aspects:

- Even if **BindingTimeEnum** does not contain the value **blueprintDerivationTime**, there are still **VariationPoints** which shall be bound on blueprint derivation. This is specified as **blueprintDerivationTime** in the UML tag **vh.latestBindingTime** at the variation point in the meta-model.

See chapter 4.2 for such elements.

- See [constr_2557]: System configurations shall not contain **VariationPoints** with **vh.latestBindingTime** set to **blueprintDerivationTime**.
- [constr_2558]: If **vh.latestBindingTime** is **blueprintDerivationTime** then there shall only be **blueprintCondition**, **formalBlueprintGenerator** respectively **blueprintValue**.
- See [constr_2559]: **VariationPoints** shall not be nested. In particular this means that there shall not exist a **VariationPoint** within the **DocumentationBlock** in the role **blueprintCondition** in a **VariationPoint**.
- See [constr_2567]: Attribute Value Blueprints should contain undefined.

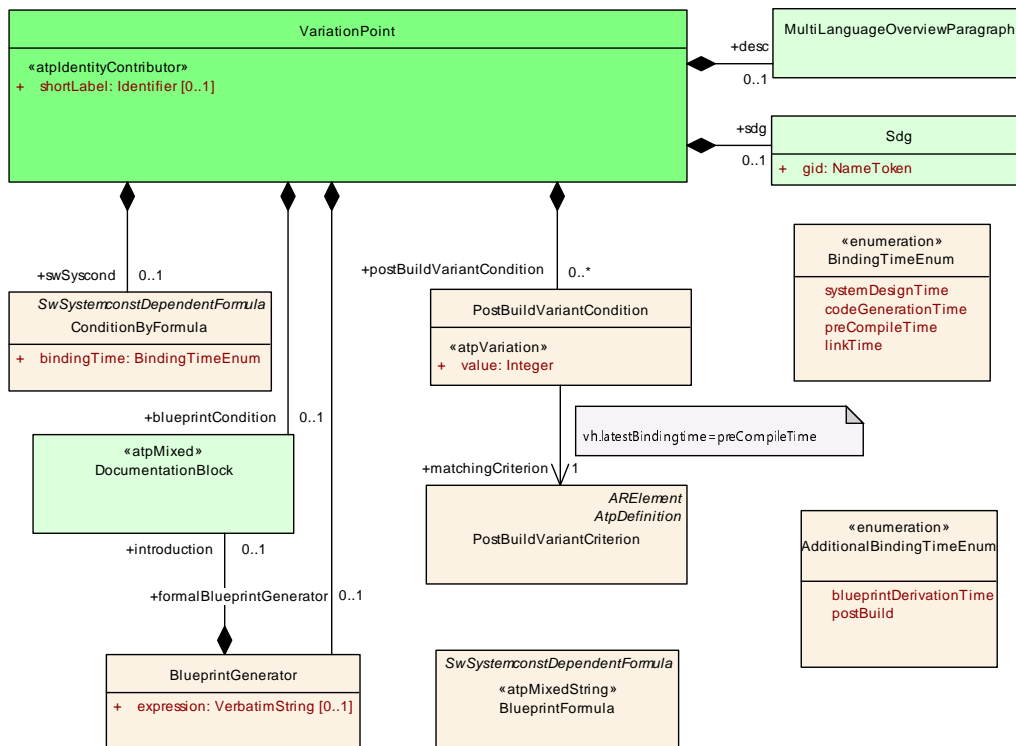


Figure 4.7: Variation Point

Class		VariationPoint		
Package		M2::AUTOSARTemplates::GenericStructure::VariantHandling		
Note		This meta-class represents the ability to express a "structural variation point". The container of the variation point is part of the selected variant if swSyscond evaluates to true and each postBuildVariant Criterion is fulfilled.		
Base		ARObject		
Attribute	Type	Mult.	Kind	Note
blueprintCondition	DocumentationBlock	0..1	aggr	This represents a description that documents how the variation point shall be resolved when deriving objects from the blueprint. Note that variationPoints are not allowed within a blueprintCondition. Tags: xml.sequenceOffset=28
desc	MultiLanguageOverviewParagraph	0..1	aggr	This allows to describe shortly the purpose of the variation point. Tags: xml.sequenceOffset=20
formalBlueprintGenerator	BlueprintGenerator	0..1	aggr	This represents a description that documents how the variation point shall be resolved when deriving objects from the blueprint by using ARMQL. Note that variationPoints are not allowed within a formalBlueprintGenerator. Tags: atp.Status=draft xml.sequenceOffset=30
postBuildVariantCondition	PostBuildVariantCondition	*	aggr	This is the set of post build variant conditions which all shall be fulfilled in order to (postbuild) bind the variation point. Tags: xml.sequenceOffset=40
sdg	Sdg	0..1	aggr	An optional special data group is attached to every variation point. These data can be used by external software systems to attach application specific data. For example, a variant management system might add an identifier, an URL or a specific classifier. Tags: xml.sequenceOffset=50
shortLabel	Identifier	0..1	attr	This provides a name to the particular variation point to support the RTE generator. It is necessary for supporting splittable aggregations and if binding time is later than codeGenerationTime, as well as some RTE conditions. It needs to be unique with in the enclosing Identifiables with the same ShortName. Stereotypes: atpIdentityContributor Tags: xml.sequenceOffset=10
swSyscond	ConditionByFormula	0..1	aggr	This condition acts as Binding Function for the Variation Point. Note that the multiplicity is 0..1 in order to support pure postBuild variants. Tags: xml.sequenceOffset=30

Table 4.2: VariationPoint

[TPS_STDT_00030] Blueprint of **VariationPoint** [A blueprint may contain **VariationPoint** with `vh.latestBindingTime` set to `blueprintDerivationTime`. These are considered as kind of blueprint of variation points which shall be handled when deriving objects. The following options apply for the container of the **VariationPoint** according to chosen approach for blueprint derivation:

1. If `blueprintCondition` is specified: resolved manually

2. If `formalBlueprintGenerator` is specified: resolved by a module generator. The resolver approach is formalized using ARML. Note that in this case it is also likely that multiple objects are created by the module generator.

After resolving the `VariationPoint` by one of these conditions the remaining variation is converted to a subsequent `VariationPoint`.] (*RS_STDT_00020*)

[TPS_STDT_00044] Transferring `VariationPoint` [Unless specified explicitly otherwise, `VariationPoints` with `vh.latestBindingTime` **not** set to `BlueprintDerivationTime` should be transferred to the derived objects (see also [TPS_STDT_00087]). Thereby the `shortLabel` of the `VariationPoint` may be adapted according to the specification in the `blueprintCondition` and `formalBlueprintGenerator`.] (*RS_STDT_00020*)

[constr_2556] No Blueprint Motivated `VariationPoints` in AUTOSAR Descriptions [AUTOSAR descriptions which are not blueprints shall not have `blueprintCondition`, `formalBlueprintGenerator` nor `blueprintValue`.] ()

[constr_2569] Purely Blueprint Motivated `VariationPoints` [`VariationPoints` with `vh.latestBindingTime` set to `blueprintDerivationTime` shall have only `blueprintCondition` or `formalBlueprintGenerator` respectively `blueprintValue`.] ()

[TPS_STDT_00045] Transferring Objects in General [Objects resp. references without `VariationPoint` shall be transferred to the derived objects. Thereby the `namePatterns` and the `blueprintValues` of the referenced Blueprints also apply for rewriting the `shortName` path in the reference.] (*RS_STDT_00020*)

For more details about `VariationPoint` refer to [6], as all constraints are summarized there.

[TPS_STDT_00046] Configuration dependent properties [Some data types specify configuration-dependent properties like limits, base types etc. This is supported by an additional attribute `blueprintValue` in the `AttributeValueVariationPoint`.] (*RS_STDT_00020*)

An example for [TPS_STDT_00046] is:

```
NvM_BlockIdType Range: 0..2^(16- NvMDatasetSelectionBits)-1
Dem_RatioIdType Type: uint8, uint16
```

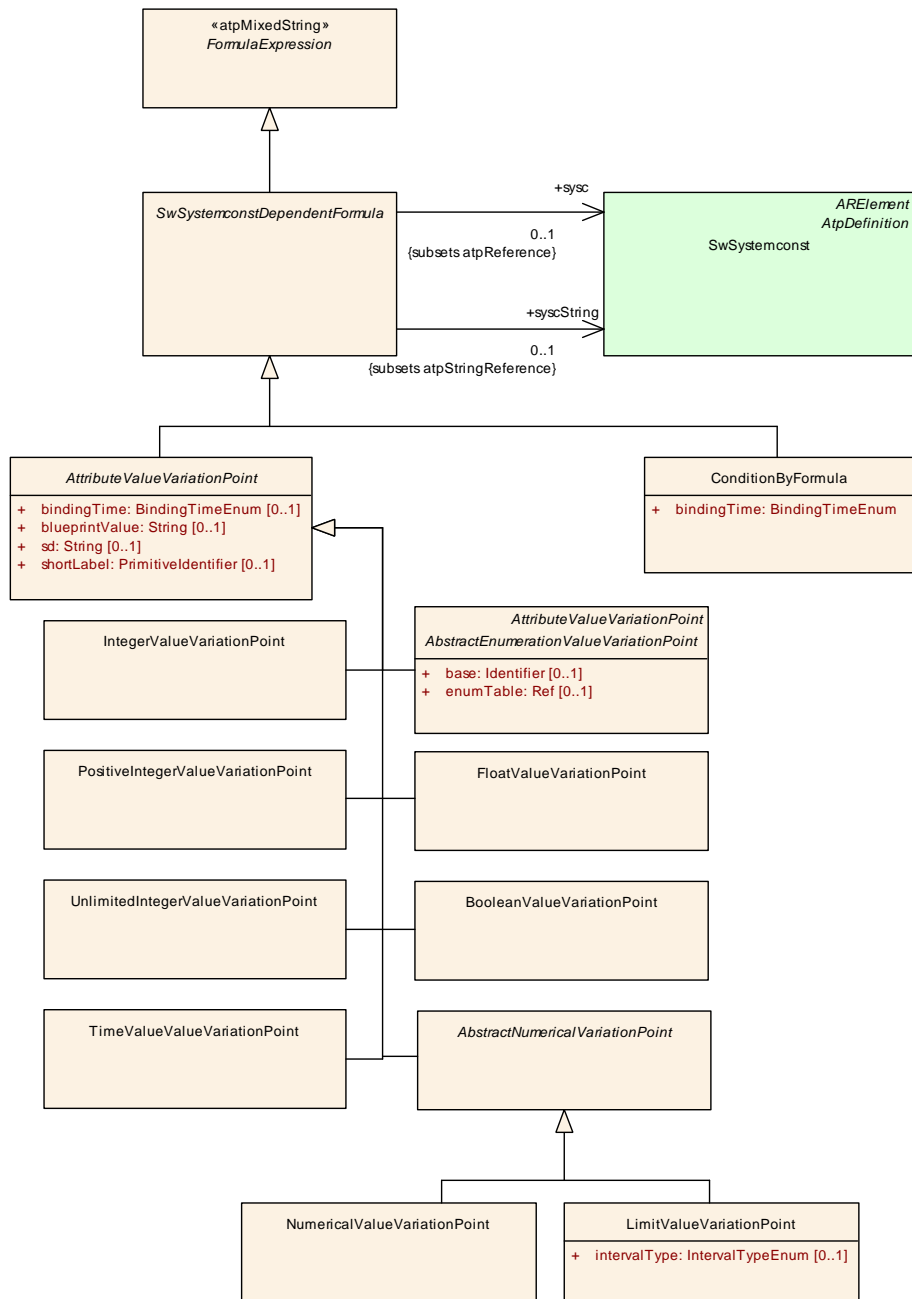



Figure 4.8: Attribute Value Variation Point

Class	<<atpMixedString>> AttributeValueVariationPoint (abstract)
Package	M2::AUTOSARTemplates::GenericStructure::VariantHandling::AttributeValueVariationPoints
Note	This class represents the ability to derive the value of the Attribute from a system constant (by Sw SystemconstDependentFormula). It also provides a bindingTime.
Base	ARObject, FormulaExpression, SwSystemconstDependentFormula
Subclasses	AbstractEnumerationValueVariationPoint, AbstractNumericalVariationPoint, BooleanValueVariationPoint, FloatValueVariationPoint, IntegerValueVariationPoint, PositiveIntegerValueVariationPoint, TimeValue ValueVariationPoint, UnlimitedIntegerValueVariationPoint
Aggregated by	VariationPointProxy.valueAccess





Class		<<atpMixedString>> AttributeValueVariationPoint (abstract)		
Attribute	Type	Mult.	Kind	Note
bindingTime	BindingTimeEnum	0..1	attr	<p>This is the binding time in which the attribute value needs to be bound.</p> <p>If this attribute is missing, the attribute is not a variation point. In particular this means that It needs to be a single value according to the type specified in the pure model. It is an error if it is still a formula.</p> <p>Tags: xml.attribute=true</p>
blueprintValue	String	0..1	attr	<p>This represents a description that documents how the value shall be defined when deriving objects from the blueprint.</p> <p>Tags: xml.attribute=true</p>
sd	String	0..1	attr	<p>This special data is provided to allow synchronization of Attribute value variation points with variant management systems. The usage is subject of agreement between the involved parties.</p> <p>Tags: xml.attribute=true</p>
shortLabel	PrimitiveIdentifier	0..1	attr	<p>This allows to identify the variation point. It is also intended to allow RTE support for CompileTime Variation points.</p> <p>Tags: xml.attribute=true</p>

Table 4.3: AttributeValueVariationPoint

4.1.4 Applicable patterns to define attributes when deriving objects from blueprints

4.1.5 Name Patterns

[TPS_STDT_00003] Applying [namePattern](#) [When deriving an element from a blueprint it is often the case that a particular pattern shall be used to determine the [shortName](#) respectively the `symbol` of the object. This use case is supported by the attribute `namePattern` in `Identifier` resp. `CIdentifier`.] ([RS_STDT_00004](#), [RS_STDT_00008](#), [RS_STDT_00019](#), [RS_STDT_00021](#))

Primitive	Identifier			
Package	M2::AUTOSARTemplates::GenericStructure::GeneralTemplateClasses::PrimitiveTypes			
Note	<p>An Identifier is a string with a number of constraints on its appearance, satisfying the requirements typical programming languages define for their Identifiers.</p> <p>This datatype represents a string, that can be used as a c-Identifier.</p> <p>It shall start with a letter, may consist of letters, digits and underscores.</p> <p>Tags: xml.xsd.customType=IDENTIFIER xml.xsd.maxLength=128 xml.xsd.pattern=[a-zA-Z][a-zA-Z0-9_]* xml.xsd.type=string</p>			
Attribute	Type	Mult.	Kind	Note





<i>Primitive</i>	<i>Identifier</i>			
blueprintValue	String	0..1	attr	This represents a description that documents how the value shall be defined when deriving objects from the blueprint. Tags: atp.Status=draft xml.attribute=true
namePattern	String	0..1	attr	This attribute represents a pattern which shall be used to define the value of the identifier if the identifier in question is part of a blueprint. For more details refer to TPS_StandardizationTemplate. Tags: xml.attribute=true

Table 4.4: Identifier

<i>Primitive</i>	<i>CIdentifier</i>			
Package	M2::AUTOSARTemplates::GenericStructure::GeneralTemplateClasses::PrimitiveTypes			
Note	This datatype represents a string, that follows the rules of C-identifiers. Tags: xml.xsd.customType=C-IDENTIFIER xml.xsd.pattern=[a-zA-Z_][a-zA-Z0-9_]* xml.xsd.type=string			
<i>Attribute</i>	<i>Type</i>	<i>Mult.</i>	<i>Kind</i>	<i>Note</i>
blueprintValue	String	1	attr	This represents a description that documents how the value shall be defined when deriving objects from the blueprint. Tags: atp.Status=draft xml.attribute=true
namePattern	String	0..1	attr	This attribute represents a pattern which shall be used to define the value of the identifier if the CIdentifier in question is part of a blueprint. For more details refer to TPS_StandardizationTemplate. Tags: xml.attribute=true

Table 4.5: CIdentifier

[TPS_STDT_00055] General Syntax for Name Patterns [The name pattern uses the syntax described in Listing 4.1 defined according to ANTLR [8].] ([RS_STDT_00004](#))

grammar **NamePattern**;

```
options { language = Ruby;
          output = AST; }
```

```
namePattern
    : (fixedName | placeholder | separator)+ ;
```

```
subPattern
    : '(' (fixedName | placeholder | separator )+ ')' ('?' | '*' | '+')? ;
```

```
placeholder : '{'
             ('anyName' |
              'anyNamePart' |
              'blueprintName' |
```

```

        'capitalizedCallbackName' |
        'capitalizedMip' |
        'codePeriode' |
        'componentName' |
        'componentTypeName' |
        'componentPrototypeName' |
        'ecucValue' '(' ecucName ')' |
        'index' |
        'initPolicy' |
        'keyword' '(' kwClass ')' |
        'Mip' |
        'modeName' |
        'nameSpace' |
        'portDir' |
        'typeId' |
        subPattern
    )
}' ;

fixedName : MyName;

kwClass : MyName;

separator
    : Separator ;

pathSeparator
    : PathSeparator ;

ecucName: ( anyNamePart | pathSeparator)+;

anyNamePart : MyName (separator MyName)*;

MyName : ('a'..'z' | ('A'..'Z') | ('0'..'9') | '-' )*;

Separator : '_' ;

PathSeparator : '//';

```

Listing 4.1: Grammar for name pattern

Example 4.1 illustrates valid name patterns. Note that {blueprintName} etc. denotes a placeholder.

Example 4.1

```

{blueprintName}_{anyName}

{portDir}_{blueprintName}_{keyword(Qualifier)}_{componentName}_{index}
--> example for a match: R_EngN_Max_Dem_3

{componentName}_{ecucValue(item1)}

h_b_{(a_{index}_b_{componentName}_{(x_{ecucValue(hugo)})*})}*)

```

The semantics of the placeholder is defined as follows:

anyName This represents a string which is valid `shortName` according to `Identifier`

anyNamePart This represents a string `[a-zA-Z0-9_]*` which is valid part of a `shortName`.

Hint: The place holder "anyNamePart" shall not be used at the beginning of a `shortName` pattern to avoid invalid `shortNames`.

blueprintName This represents the `shortName` / `shortLabel` / `symbol` of the applied blueprint

capitalizedCallbackName This represents the name of the callback function including module prefix, but written in upper case.

capitalizedMip This represents the capitalized module implementation prefix according to [SWS_BSW_00102]. All characters are converted to uppercase.

codePeriode This represents the period time value and unit. Units are: US micro seconds, MS milli-seconds, S second. For example: 100US, 10MS, 1S.

componentName This represents the `shortName` of the BSW module resp. ASW `SwComponentType` / ASW component prototype related to the derived object. "Related" mainly could be both, aggregating or referencing.

[TPS_STDT_00036] Placeholder for Module / Component [The placeholder `componentName` in particular supports multiple derivation of a `PortPrototypeBlueprint` in the context of different software component types resp. modules.] ([RS_STDT_00021](#))

componentTypeName This represents the `shortName` of the dedicated `SwComponentType`.

componentPrototypeName This represents the `shortName` of the dedicated `SwComponentPrototype`.

ecucValue [TPS_STDT_00040] Influence of ECUC [This indicates an influence of the ECU configuration. This placeholder takes an argument which is intended as a keyword reflecting the kind of influence. More details shall be specified in the `blueprintCondition` where the argument mentioned before can be taken for reference.] ([RS_STDT_00002](#), [RS_STDT_00010](#))

index This represents a numerical index applicable for example to arrays.

initPolicy This represents the initialization policy of variables according to `SectionInitializationPolicyType` where the dashes are replaced by underscores, e.g. NO_INIT, CLEARED, POWER_ON_CLEARED, INIT, POWER_ON_INIT.

keyword [TPS_STDT_00004] **Abbreviated Name** [This represents the `abbrName` of a keyword acting as a name part of the short name. The eligible keywords can be classified (using the argument `kwClass`). This classification shall match with one of the `classification` of the applied keyword.] ([RS_STDT_00005](#), [RS_STDT_00042](#))

Mip This represents the module implementation prefix according to [SWS_BSW_-00102].

modeName This represents the `shortName` of the mode e.g. `Dcm_{modeName}ModeEntry`

portDir This represents the direction of a port.

[TPS_STDT_00037] **Port Direction** [The placeholder `portDir` in particular supports the case that the same blueprint is used for P-Port as well as for an R-Port. The values represented by this placeholder is `P` for P-Port respectively `R` for R-Port.] ([RS_STDT_00021](#))

typed This represents an indicator based on the type of the object.

4.1.6 Blueprint Formula

[TPS_STDT_00006] **Applying Expression Pattern** [When deriving an element from a blueprint it is often the case that a particular pattern shall be used to determine the value and or the condition of the object. This use case is supported by the attribute `blueprintValue`.] ([RS_STDT_00019](#))

[TPS_STDT_00010] **General Syntax for Expression Patterns** [The expression pattern uses the syntax of the Formula Language as defined in [TPS_GST_00012].] ([RS_STDT_00019](#))

[TPS_STDT_00092] Return values of the [BlueprintFormula.ecuc](#) query [

Return values	Description
EcucContainerDef	Ecuc returns the value of the shortName of the EcucContainerValue
EcucBooleanParamDef	Ecuc returns the assigned value of the EcucNumericalParamValue
EcucIntegerParamDef	Ecuc returns the assigned value of the EcucNumericalParamValue
EcucFloatParamDef	Ecuc returns the assigned value of the EcucNumericalParamValue
EcucEnumerationParamDef	Ecuc returns the assigned value of the EcucTextualParamValue
EcucAbstractString-ParamDef	Ecuc returns the assigned value of the EcucTextualParamValue
EcucReferenceDef	Ecuc returns the referenced container object qualified by the destination attribute
EcucChoiceReferenceDef	Ecuc returns the referenced container objects (list) qualified by the destination attributes
EcucUriReferenceDef	Ecuc returns the referenced container objects (list) qualified by the destinationUri attribute

If several [EcucContainerValue](#)(s) or [EcucParameterValue](#)(s) are assigned to the [EcucContainerDef](#) / [EcucParameterDef](#) the return value is undefined.

]([RS_STDT_00040](#))

[TPS_STDT_00021] Specialization of [BlueprintFormula](#) [These specialization(s) express the extension of the Formula Language to provide formalized [blueprint-Value](#):

- ecuc: queries to the values described for ECUC-DEFINITION-ELEMENT. Depending on the ECUC-DEFINITION-ELEMENT a value or a string or an object is the result, see [\[TPS_STDT_00092\]](#)
- sysc: queries to the values assigned to SW-SYSTEMCONST
- syscString: indicates that the referenced system constant shall be evaluated as a string according to [\[TPS_SWCT_01431\]](#)
- <VERBATIM>: defines the ability to specify non formula parts
- ->: Reference Operator; a -> b the value of object 'b' as specified in [\[TPS_STDT_00092\]](#) which is pointed to by 'a'

]([RS_STDT_00019](#))

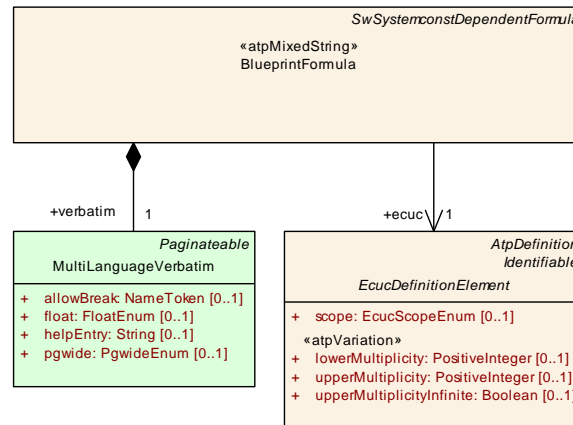


Figure 4.9: Blueprint Formula

Listing 4.2 illustrates valid expression patterns. Note that `blueprintValue` denotes a placeholder.

```

<FORMAL-BLUEPRINT-CONDITION>
  (<ECUC-REF DEST="ECUC-ENUMERATION-PARAM-DEF">/AUTOSAR/EcucDefs/NvM/
    NvMCommon/NvMApiConfigClass</ECUC-REF>== "NVM_API_CONFIG_CLASS_2")
  ||
  (<ECUC-REF DEST="ECUC-ENUMERATION-PARAM-DEF">/AUTOSAR/EcucDefs/NvM/
    NvMCommon/NvMApiConfigClass</ECUC-REF>== "NVM_API_CONFIG_CLASS_3")
  <VERBATIM>
    <L-5 L="EN" xml:space="preserve">only permanent RAM block or explicit
      synchronization is used</L-5>
  </VERBATIM>
</FORMAL-BLUEPRINT-CONDITION>
    
```

Listing 4.2: Use of Logical Expression

In listing 4.3 the use of the Reference Operator is illustrated. The Reference Operator is inserted as a XML entity.

```

<FORMAL-BLUEPRINT-CONDITION>
  (<ECUC-REF DEST="ECUC-ENUMERATION-PARAM-DEF">/AUTOSAR/EcucDefs/Dcm/
    DcmConfigSet/DcmDsp/DcmDspData/DcmDspDataUsePort</ECUC-REF> ==
    USE_DATA_SYNCH_CLIENT_SERVER) & amp; & amp;
  (<ECUC-REF DEST="ECUC-REFERENCE-DEF">/AUTOSAR/EcucDefs/Dcm/DcmConfigSet/
    DcmDsp/DcmDspData/DcmDspDataInfoRef</ECUC-REF>-&gt; <ECUC-REF DEST="
    ECUC-BOOLEAN-PARAM-DEF">/AUTOSAR/EcucDefs/Dcm/DcmConfigSet/DcmDsp/
    DcmDspDataInfo/DcmDspDataFixedLength</ECUC-REF> == false)
</FORMAL-BLUEPRINT-CONDITION>
    
```

Listing 4.3: Use of Reference Operator

4.1.7 Ecu Configuration Parameters and Blueprints

[TPS_STDT_00025] Deriving VSMD from STMD Uses its own Mechanism [Basically the Standard Module Definitions (STMD) specified by AUTOSAR according to [9] could also be considered as blueprints. On the other hand, the relationship

between vendor specific module definitions (VSMD) is a very strict one and was there before the general concept of Blueprints was introduced. Therefore for sake of compatibility this relationship is still maintained using `refinedModuleDef`.

Nevertheless for company specific applications there is some support for ECU configuration in Standardization Template.]([RS_STDT_00022](#), [RS_STDT_00010](#))

See chapter [4.2.13](#) resp. chapter [4.2.14](#) for more details.

4.2 Blueprintables defined in AUTOSAR Meta Model

The following sub chapters specify the particular model elements for which blueprints are supported.

4.2.1 Blueprinting AccessControl

[TPS_STDT_00062] **Blueprinting Elements of AccessControl** [`AclObjectSet`, `AclOperation`, `AclPermission`, `AclRole` can be blueprinted.]([RS_STDT_00032](#))

4.2.2 Blueprinting AliasNameSet

[TPS_STDT_00011] **Blueprinting AliasNameSet** [`AliasNameSet` can be blueprinted.]([RS_STDT_00023](#))

4.2.3 Blueprinting ApplicationDataType

[TPS_STDT_00023] **Blueprinting ApplicationDataType** [`ApplicationDataType` can be blueprinted.]([RS_STDT_00028](#), [RS_STDT_00029](#))

4.2.4 Blueprinting ARPackage

[TPS_STDT_00013] **Blueprinting ARPackage** [`ARPackage` can be blueprinted. Main use case is to support predefined package structures, e.g. those specified in [6].]([RS_STDT_00013](#), [RS_STDT_00030](#))

4.2.5 Blueprinting BswModuleDescription

[TPS_STDT_00027] **Blueprinting BswModuleDescription** [`BswModuleDescription` can be blueprinted.]([RS_STDT_00001](#), [RS_STDT_00041](#))

Blueprints for `BswModuleDescription` are used in particular to describe dependencies to other modules. Note that in this case all references to other modules and module entries are targeting blueprints of the intended module. These references need to be replaced when deriving objects from the blueprint of `BswModuleDescription`.

A blueprint of `BswModuleDescription` shall specify the references to the standard- or blueprint- API elements, in particular

- `BswModuleDescription.implementedEntry`
- `BswModuleDescription.expectedEntry`

Nevertheless, it is allowed that derived `BswModuleDescription` adds further ones of these references.

Furthermore, optional elements like callbacks often come in 0..* multiplicity. In this case, the blueprint should specify one callback reference (to one blueprint `BswModuleEntry`) and express the open multiplicity in its `namePattern` respectively in the `VariationPoint.blueprintCondition` or `VariationPoint.formalBlueprintGenerator` as illustrated in Figure 4.10.

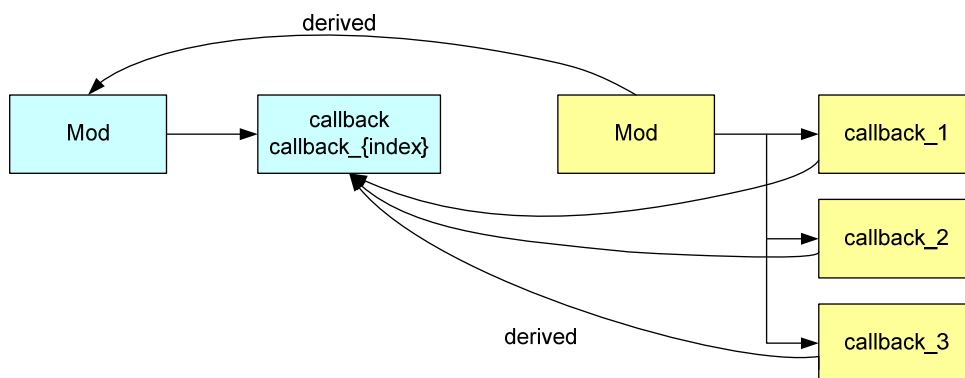


Figure 4.10: Multiply derived Objects

[constr_2563] `BswModuleDescription` blueprints should not have a `BswInternalBehavior` [A `BswModuleDescription` blueprint should not have a `BswInternalBehavior` since this is a matter of implementation and not subject to standardization. Exceptions might exist in vendor internal applications.] ()

4.2.6 Blueprinting `BswModuleEntry`

[TPS_STDT_00014] Blueprinting `BswModuleEntry` [`BswModuleEntry` can be blueprinted.] (*RS_STDT_00002, RS_STDT_00018, RS_STDT_00029, RS_STDT_00041*)

The meta-class `BswModuleEntry` and its composites (`SwServiceArg`) contain optional as well as mandatory elements which are never or only sometimes standardized, e.g. `executionContext`, `swServiceImplPolicy`, parts of `SwServiceArg.swDataDefProps`. Nevertheless Standardization Template does not explicitly

specify constraint which attributes shall, may or shall not be defined in the blueprint (see also [TPS_STDT_00049]).

4.2.7 Blueprinting BswEntryRelationshipSet

[TPS_STDT_00090] **Blueprinting BswEntryRelationshipSet** [BswEntryRelationshipSet can be blueprinted.] (RS_STDT_00002, RS_STDT_00018, RS_STDT_00029, RS_STDT_00041)

[TPS_STDT_00091] **Blueprinting BswEntryRelationshipSet** [The BswEntryRelationshipSet describes a collection of BswEntryRelationships. A BswEntryRelationship describes a relationship between two BswModuleEntries and the type of relationship. This is typically used to express that a concrete BswModuleEntry is derived from an abstract BswModuleEntry. In this case the bswEntryRelationshipType is set to derivedFrom, the BswEntryRelationship.from references the abstract BswModuleEntry and the BswEntryRelationship.to references the concrete BswModuleEntry.] (RS_STDT_00002, RS_STDT_00018, RS_STDT_00041)

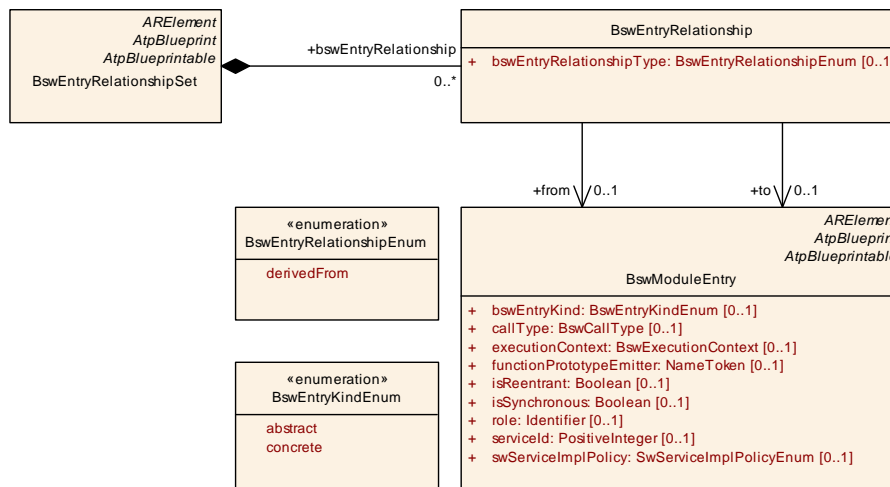


Figure 4.11: BswEntryRelationshipSet

Class	BswEntryRelationshipSet			
Package	M2::AUTOSARTemplates::BswModuleTemplate::BswInterfaces			
Note	Describes a set of relationships between two BswModuleEntries. Tags: atp.recommendedPackage=BswEntryRelationshipSets			
Base	ARElement, ARObject, AtpBlueprint, AtpBlueprintable, CollectableElement, Identifiable, Multilanguage Referrable, PackageableElement, Referrable			
Aggregated by	ARPackage.element			
Attribute	Type	Mult.	Kind	Note
bswEntry Relationship	BswEntryRelationship	*	aggr	Relationship between two BswModuleEntries.

Table 4.6: BswEntryRelationshipSet

Class	BswEntryRelationship			
Package	M2::AUTOSARTemplates::BswModuleTemplate::BswInterfaces			
Note	Describes a relationship between two BswModuleEntrys and the type of relationship.			
Base	ARObject			
Aggregated by	BswEntryRelationshipSet.bswEntryRelationship			
Attribute	Type	Mult.	Kind	Note
bswEntryRelationshipType	BswEntryRelationshipEnum	0..1	attr	Denotes the type of the relationship. Tags: xml.sequenceOffset=5
from	BswModuleEntry	0..1	ref	Type of relationship that refers to the abstract BswModuleEntry. Please notice that in this case the bswEntryRelationshipType shall be set to drivenFrom.
to	BswModuleEntry	0..1	ref	Type of relationship that refers to the concrete BswModuleEntry

Table 4.7: BswEntryRelationship

Enumeration	BswEntryRelationshipEnum
Package	M2::AUTOSARTemplates::BswModuleTemplate::BswInterfaces
Note	Define the type of relationship between two BswModuleEntrys.
Aggregated by	BswEntryRelationship.bswEntryRelationshipType
Literal	Description
derivedFrom	Describes that the BswModuleEntry referenced as "to" needs to have the same signature as the "abstract" BswModuleEntry referenced as "from". Tags: atp.EnumerationLiteralIndex=0

Table 4.8: BswEntryRelationshipEnum

4.2.8 Blueprinting BuildActionManifest

[TPS_STDT_00063] Blueprinting [BuildActionManifest](#) [[BuildActionManifest](#) can be blueprinted. [TPS_STDT_00065] applies such that blueprints of [BuildAction](#) and [BuildActionEnvironments](#) are aggregated in a blueprint of [BuildActionManifest](#).] ([RS_STDT_00033](#))

4.2.9 Blueprinting CompuMethod

[TPS_STDT_00015] Blueprinting [CompuMethod](#) [[CompuMethod](#) can be blueprinted.] ([RS_STDT_00029](#))

Sometimes it is required to extend a standardized enumeration with vendor specific elements.

For example [SWS_RamTst_00192] states: If vendor specific algorithms were defined the enumeration fields of RamTst_AlgorithmType should be extended accordingly.

[TPS_STDT_00049] **Blueprinting Enumerators** [Extensions of enumerator values shall be expressed in the blueprint of the related `CompuMethod` by the `Variation-Point` at `CompuScale`.] (*RS_STDT_00002, RS_STDT_00029*)

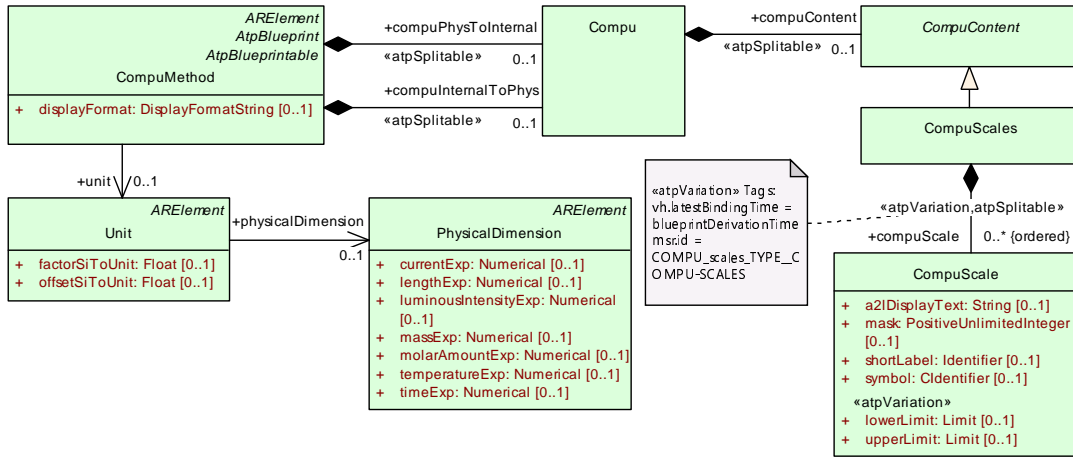


Figure 4.12: A `CompuMethod` and its attributes define data semantics

4.2.10 Blueprinting ConsistencyNeeds

[TPS_STDT_00071] **Blueprinting ConsistencyNeeds** [`ConsistencyNeeds` can be blueprinted. But as it is not derived from `ARElement`, all such blueprints are aggregated by `ConsistencyNeedsBlueprintSet`. This allows to apply [TPS_STDT_00072].] (*RS_STDT_00034*)

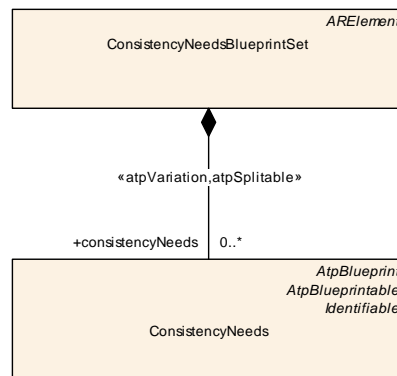


Figure 4.13: Blueprinting `ConsistencyNeeds`

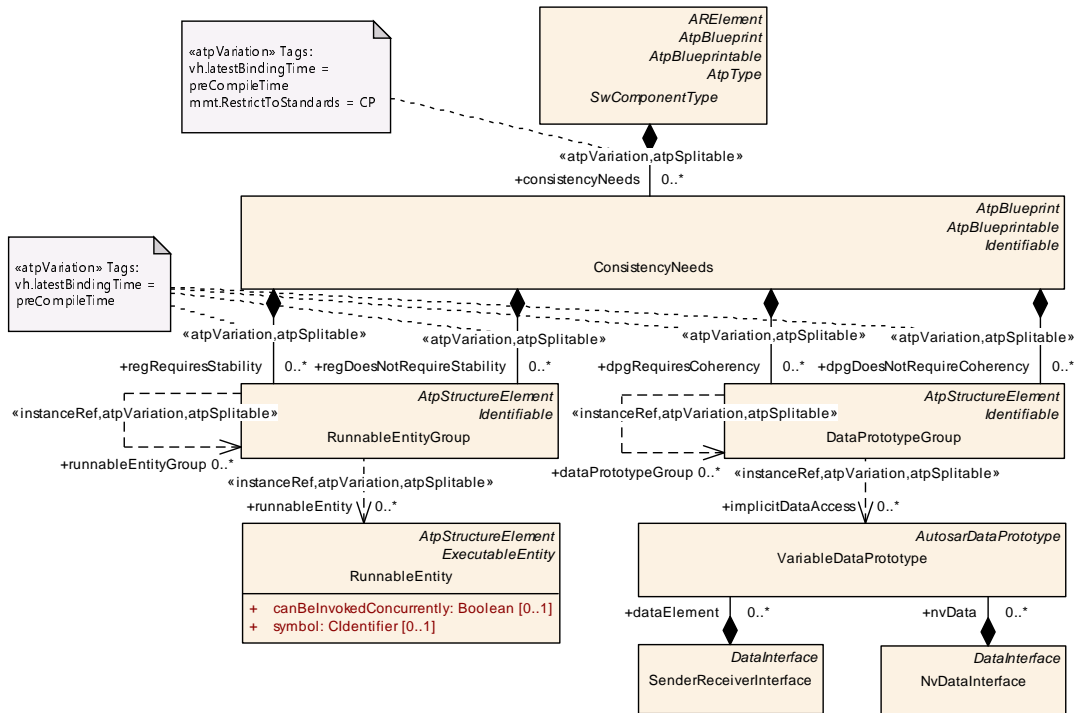


Figure 4.14: ConsistencyNeeds

[TPS_STDT_00073] Early definition of ConsistencyNeeds [Grouping of Data shall be possible before the `RunnableEntity` with all the details (data access points) are known. In a top down approach the grouping of `DataPrototypes` can already be used to design the system in a way that consistency properties are guaranteed and that consistency is not required for unrelated `DataPrototypes`.

Therefore the `DataPrototypeGroup` in a `ConsistencyNeeds` (Blueprint) can reference `VariableDataPrototypes` of `PortInterfaces` without any further context information.]([RS_STDT_00034](#))

[TPS_STDT_00074] Categorization of Blueprints of ConsistencyNeeds [Since a `ConsistencyNeeds`(Blueprint) can be designed before the software component is known in all details it is required to denote the purpose of the `DataPrototypeGroup` and the `RunnableEntityGroup` of a `ConsistencyNeeds`(Blueprint). Therefore a set of `category` values is predefined which supports the "abstract" blueprinting of `ConsistencyNeeds`.]([RS_STDT_00034](#))

[TPS_STDT_00075] Categories for DataPrototypeGroup in a Blueprint of ConsistencyNeeds [

ALL_PROVIDE_DATA_OF_COMPONENT `DataPrototypeGroup` of the `ConsistencyNeeds` shall contain all `VariableDataPrototypes` instantiated in provide ports of the software component.

ALL_REQUIRE_DATA_OF_COMPONENT `DataPrototypeGroup` of the `ConsistencyNeeds` shall contain all `VariableDataPrototypes` instantiated in require ports of the software component.

ALL_PROVIDE_AND_REQUIRE_DATA_OF_COMPONENT [DataPrototypeGroup](#) of the [ConsistencyNeeds](#) shall contain all [VariableDataPrototypes](#) instantiated in provide and require ports of the software component.

ALL_PROVIDE_DATA_OF_RUNNABLE_GROUP [DataPrototypeGroup](#) of the [ConsistencyNeeds](#) shall contain all [VariableDataPrototypes](#) where any [RunnableEntity](#) in the attached [RunnableEntityGroup](#) has a implicit write access to it.

ALL_REQUIRE_DATA_OF_RUNNABLE_GROUP [DataPrototypeGroup](#) of the [ConsistencyNeeds](#) shall contain all [VariableDataPrototypes](#) where any [RunnableEntity](#) in the attached [RunnableEntityGroup](#) has a implicit read access to it.

ALL_PROVIDE_AND_REQUIRE_PORTS_OF_RUNNABLE_GROUP [DataPrototypeGroup](#) of the [ConsistencyNeeds](#) shall contain all [VariableDataPrototypes](#) where any [RunnableEntity](#) in the attached [RunnableEntityGroup](#) has a implicit write or read access to it.

EXPLICIT_DATA_PROTOTYPE_GROUP [DataPrototypeGroup](#) of the [ConsistencyNeeds](#) shall contain [VariableDataPrototypes](#) according functional requirements

]([RS_STDT_00034](#))

[[TPS_STDT_00076](#)] Categories for [RunnableEntityGroup](#) in a Blueprint of [ConsistencyNeeds](#) [

ALL_RUNNABLES_OF_COMPONENT [RunnableEntityGroup](#) of the [ConsistencyNeeds](#) shall contain all [RunnableEntities](#) of the software component.

ALL_RUNNABLES_WRITING_TO_DATA_PROTOTYP_GROUP [RunnableEntityGroup](#) of the [ConsistencyNeeds](#) shall contain all [RunnableEntities](#) with a implicit write access to any of the [VariableDataPrototypes](#) in the attached [DataPrototypeGroup](#).

ALL_RUNNABLES_READING_FROM_DATA_PROTOTYPE_GROUP [RunnableEntityGroup](#) of the [ConsistencyNeeds](#) shall contain all [RunnableEntities](#) with a implicit read access to any of the [VariableDataPrototypes](#) in the attached [DataPrototypeGroup](#).

ALL_RUNNABLES_WRITING_TO_OR_READING_FROM_DATA_PROTOTYPE_GROUP [RunnableEntityGroup](#) of the [ConsistencyNeed](#) shall contain all [RunnableEntities](#) with a implicit write or read access to any of the [VariableDataPrototypes](#) in the attached [DataPrototypeGroup](#).

EXPLICIT_RUNNABLE_ENTITY_GROUP [RunnableEntityGroup](#) of the [ConsistencyNeeds](#) shall contain [RunnableEntities](#) according functional requirements

]([RS_STDT_00034](#))

4.2.11 Blueprinting DataConstr

[TPS_STDT_00016] Blueprinting **DataConstr** [DataConstr can be blueprinted.] (RS_STDT_00029)

4.2.12 Blueprinting DataTypeMappingSet

[TPS_STDT_00017] Blueprinting **DataTypeMappingSet** [DataTypeMappingSet can be blueprinted.] (RS_STDT_00029)

4.2.13 Blueprinting EcucDefinitionCollection

[TPS_STDT_00018] Blueprinting **EcucDefinitionCollection** [EcucDefinitionCollection can be blueprinted.] (RS_STDT_00029)

4.2.14 Blueprinting EcucModuleDef

[TPS_STDT_00019] Blueprinting **EcucModuleDef** [EcucModuleDef can be blueprinted.] (RS_STDT_00029)

Note that this is intended for company internal use. Please refer to chapter 4.1.7.

4.2.15 Blueprinting FlatMap

[TPS_STDT_00035] Blueprinting **FlatMap** [FlatMap can be blueprinted.] (RS_STDT_00029)

Usecase for blueprints of FlatMap is given in [10].

4.2.16 Blueprinting ImplementationDataType

[TPS_STDT_00020] Blueprinting **ImplementationDataType** [ImplementationDataType can be blueprinted.] (RS_STDT_00029)

4.2.17 Blueprinting KeywordSet

[TPS_STDT_00077] Blueprinting **KeywordSet** [KeywordSet can be blueprinted. The following derivation rules apply:

- No keywords may be removed from or added to the **KeywordSet**

- The `shortName` of `Keyword` shall not be changed or extended
- [TPS_STDT_00085] applies except that `longName` of `Keyword` shall not be changed, but it is allowed to add representations in further languages.
- The `abbrName` shall not be changed or extended(`AbbrName`)
- The `classification` of a `Keyword` shall not be changed but it is allowed to provide additional `classification`.

](RS_STDT_00035)

4.2.18 Blueprinting `LifeCycleStateDefinitionGroups` and `LifeCycleStates`

[TPS_STDT_00043] **Blueprinting `LifeCycleStateDefinitionGroup`** [`LifeCycleStateDefinitionGroup` and `LifeCycleState` can be blueprinted. [TPS_STDT_00065] applies such that blueprints of `LifeCycleState` are aggregated in a blueprint of `LifeCycleStateDefinitionGroup`.](RS_STDT_00025)

4.2.19 Blueprinting `ModeDeclarationGroup`

[TPS_STDT_00031] **Blueprinting `ModeDeclarationGroup`** [`ModeDeclarationGroup` can be blueprinted.](RS_STDT_00024)

4.2.20 Blueprinting `PortPrototype`

One of the major activities of the AUTOSAR initiative is the standardization of application interfaces. That is, in terms of the AUTOSAR meta-model the standardization mainly applies to the definition of `PortPrototypes` for specific purposes.

Due to the structure of the AUTOSAR meta-model it is not possible to merely express a standardized `PortPrototype` because for good reasons the latter does not exist on its own but is always owned by a `SwComponentType`.

Therefore, in the past the standardization of “application interfaces” involuntarily also involved the creation of `SwComponentTypes`. This unnecessary complexity can be overcome by the usage of a `PortPrototypeBlueprint`.

[TPS_STDT_00007] **Blueprinting `PortPrototype`** [`PortPrototype` can be blueprinted by the specific meta class `PortPrototypeBlueprint`.](RS_STDT_00003)

For the mapping of `PortPrototypeBlueprints` see figure 4.3.

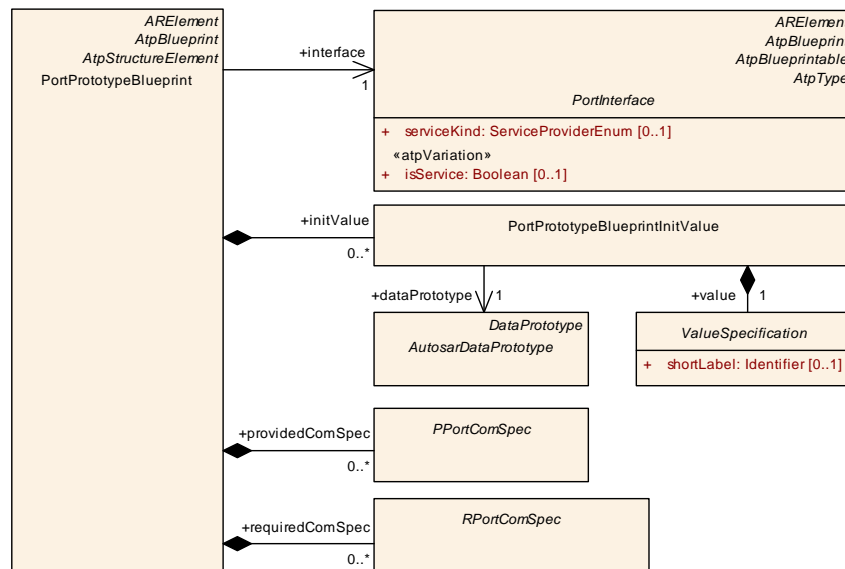


Figure 4.15: Blueprinting Port Prototype

A [PortPrototypeBlueprint](#) has the following characteristics:

- It is an [ARElement](#) and does therefore not require any element other than an [ARPackage](#) as context. It is therefore not necessary to involve “auxiliary” model elements into the definition of a standardized “application interface” for the mere purpose of conforming to the AUTOSAR meta-model.
- It acts as a “blueprint” for the creation of [PortPrototypes](#). That is, probably supported by the used authoring tool, the user picks a specific [PortPrototypeBlueprint](#) and creates a [PortPrototype](#) out of it. The structure of the created [PortPrototype](#) is indistinguishable from a [PortPrototype](#) created without taking a [PortPrototypeBlueprint](#) as a blueprint. An [PortPrototypeBlueprint](#) can be taken as the blueprint for as many [PortPrototypes](#) as required.
- It is possible to define additional attributes that are taken over to the created [PortPrototype](#). For example, in some cases the definition of an initial value² is part of the definition of a standardized “application interface”. Therefore, [PortPrototypeBlueprint](#) also supports the definition of an [initValue](#), which needs to be moved to the appropriate [ComSpecs](#).
- It has a reference to the corresponding [PortInterface](#). If the referenced [PortInterface](#) is not a blueprint, it can directly be taken over by the [PortPrototype](#) created out of the [PortPrototypeBlueprint](#) such that the new [PortPrototype](#) references the [PortInterface](#). If the referenced [PortInterface](#) is a blueprint, it is necessary to derive a [PortInterface](#) and reference this in the [PortPrototype](#).

²AUTOSAR does not standardize init values for application interfaces, but it is supported for vendor internal use.

- It does not make any assumptions whether the `PortPrototype` created out of it will be a `PPortPrototype` or an `RPortPrototype`.
- It can basically be used for all kinds of `PortInterfaces`, i.e. it is not constrained to e.g. `SenderReceiverInterfaces` although this kind of `PortInterface` will most likely get a significant share of the usage of `PortPrototypeBlueprint`
- It can only be used for the standardization of “application interfaces”. A `PortPrototypeBlueprint` does not play any role in the formal description of any `SwComponentType` or related model artifacts (see also [TPS_STDT_00044]).

[TPS_STDT_00061] `PortPrototypeBlueprint` can own both `RPortComSpecs` and `PPortComSpecs` [`PortPrototypeBlueprint` can own both `RPortComSpecs` and `PPortComSpecs` at the same time. The different ComSpecs are applicable for the derived `PPortPrototypes`, `RPortPrototypes` and `PRPortPrototypes` according the given communication direction. The [constr_1043] (PortInterface vs. ComSpec) in Software Component Template ([1]) is also applicable in this context.]([RS_STDT_00003](#))

[TPS_STDT_00082] Multiple existence of `initValue` in the context of a `PortPrototypeBlueprint` [If an `initValue` exists on the `NonqueuedReceiverComSpec` or at the `NonqueuedSenderComSpec` the `initValues` at `PortPrototypeBlueprint` shall be ignored.]([RS_STDT_00003](#))

In this context [TPS_SWCT_01219] needs also be respected for a valid blueprint.

```

<PORT-PROTOTYPE-BLUEPRINT>
  <SHORT-NAME NAME-PATTERN="{anyName}">ALgtOnDoorAtFrntLe</SHORT-NAME>
  <LONG-NAME>
    <L-4 L="EN">Acceleration Longitudinal on Door at Front Left</L-4>
  </LONG-NAME>
  <DESC>
    <L-2 L="EN">Longitudinal high-g acceleration measured in front left
      door of vehicle (locking in driving direction)</L-2>
  </DESC>
  <INTERFACE-REF DEST="SENDER-RECEIVER-INTERFACE">/AUTOSAR/AISpecification
    /PortInterfaces_Blueprint/AExtForOccptPedSfty1</INTERFACE-REF>
  <PROVIDED-COM-SPECS>
    <NONQUEUED-SENDER-COM-SPEC>
      <NETWORK-REPRESENTATION>
        <SW-DATA-DEF-PROPS-VARIANTS>
          <SW-DATA-DEF-PROPS-CONDITIONAL>
            <BASE-TYPE-REF DEST="SW-BASE-TYPE">/AUTOSAR/Platform/
              BaseTypes_Blueprint/uint8</BASE-TYPE-REF>
            <COMPU-METHOD-REF DEST="COMPU-METHOD">/AUTOSAR/Example/
              CompuMethods_Blueprint/AccelerationOnBus</COMPU-METHOD-REF
            >
          </SW-DATA-DEF-PROPS-CONDITIONAL>
        </SW-DATA-DEF-PROPS-VARIANTS>
      </NETWORK-REPRESENTATION>
    <INIT-VALUE>
      <APPLICATION-VALUE-SPECIFICATION>
        <CATEGORY>VALUE</CATEGORY>
    </INIT-VALUE>
  </PROVIDED-COM-SPECS>
</PORT-PROTOTYPE-BLUEPRINT>
    
```

```

<SW-VALUE-CONT>
  <SW-VALUES-PHYS>
    <V>42</V>
  </SW-VALUES-PHYS>
</SW-VALUE-CONT>
</APPLICATION-VALUE-SPECIFICATION>
</INIT-VALUE>
</NONQUEUED-SENDER-COM-SPEC>
</PROVIDED-COM-SPECS>
</PORT-PROTOTYPE-BLUEPRINT>

```

Listing 4.4: PortPrototypeBlueprint with ProvidedComSpecs

Class	PortPrototypeBlueprint			
Package	M2::AUTOSARTemplates::CommonStructure::StandardizationTemplate::BlueprintDedicated::PortPrototypeBlueprint			
Note	<p>This meta-class represents the ability to express a blueprint of a PortPrototype by referring to a particular PortInterface. This blueprint can then be used as a guidance to create particular PortPrototypes which are defined according to this blueprint. By this it is possible to standardize application interfaces without the need to also standardize software-components with PortPrototypes typed by the standardized Port Interfaces.</p> <p>Tags: atp.recommendedPackage=PortPrototypeBlueprints</p>			
Base	ARElement , ARObject , AtpBlueprint , AtpClassifier , AtpFeature , AtpStructureElement , CollectableElement , Identifiable , MultilanguageReferrable , PackageableElement , Referrable			
Aggregated by	ARPackage.element , AtpClassifier.atpFeature			
Attribute	Type	Mult.	Kind	Note
initValue	PortPrototypeBlueprintInitValue	*	aggr	This specifies the init values for the dataElements in the particular PortPrototypeBlueprint.
interface	PortInterface	1	ref	This is the interface for which the blueprint is defined. It may be a blueprint itself or a standardized PortInterface
providedComSpec	PPortComSpec	*	aggr	Provided communication attributes per interface element (data element or operation).
requiredComSpec	RPortComSpec	*	aggr	Required communication attributes, one for each interface element.

Table 4.9: PortPrototypeBlueprint

Class	PortPrototypeBlueprintInitValue			
Package	M2::AUTOSARTemplates::CommonStructure::StandardizationTemplate::BlueprintDedicated::PortPrototypeBlueprint			
Note	<p>This meta-class represents the ability to express init values in PortPrototypeBlueprints. These init values act as a kind of blueprint from which for example proper ComSpecs can be derived.</p>			
Base	ARObject			
Aggregated by	PortPrototypeBlueprint.initValue			
Attribute	Type	Mult.	Kind	Note
dataPrototype	AutosarDataPrototype	1	ref	<p>This is the data prototype for which the init value applies</p> <p>Tags: xml.sequenceOffset=30</p>
value	ValueSpecification	1	aggr	<p>This is the init value for the particular data prototype.</p> <p>Tags: xml.sequenceOffset=40</p>

Table 4.10: PortPrototypeBlueprintInitValue

As an AUTOSAR model taken for downstream model handling (e.g. generation of an RTE) requires the usage of complete `PortInterfaces` it is necessary to derive an “actual” `PortInterface` out of a blueprinted `PortInterface` defined in the standardization process.

[TPS_STDT_00008] Compatibility of `PortPrototype` with Blueprint `[[constr_2526]`, `[[constr_2527]`, `[[constr_2528]` and `[[constr_2529]` apply for the compatibility of `PortPrototypes` and `PortPrototypeBlueprints`](*RS_STDT_00017*)

[constr_2526] `PortInterface` need to be compatible to the blueprints `[[PortInterface` shall be compatible to their respective blueprints according to the compatibility rules.]()

[constr_2527] Blueprints shall live in package of a proper category `[[As explained in detail in the [6], model artifacts (in this case PortPrototypeBlueprint and incompletely specified PortInterfaces) created for the purpose of becoming blueprints shall reside in an ARPackage of category BLUEPRINT.]()`

[constr_2528] `PortPrototypes` shall not refer to blueprints of a `PortInterface` `[[A port PortPrototype shall not reference a PortInterface which lives in a package of category BLUEPRINT.]()`

[constr_2529] `PortPrototypeBlueprints` and derived `PortPrototypes` shall reference proper `PortInterfaces` `[[A PortPrototypeBlueprint may reference a blueprint of PortInterface. According to [constr_2570], a system description shall not contain blueprints. Therefore the reference to the PortInterface may need to be rewritten when a PortPrototype is derived from the blueprint.`

In this case the `PortInterface` referenced by the derived `PortPrototype` shall be compatible to the `PortInterface` (which is a blueprint) referenced by the `PortPrototypeBlueprint`.

According to `[[constr_2526]` this can be ensured if the `PortInterface` referenced by the `PortPrototypeBlueprint` is the blueprint of the `PortInterface` referenced by the respective `PortPrototype`.]()

Note that `[[constr_2529]` is obviously also fulfilled if the `PortPrototypeBlueprint` and the derived `PortPrototype` reference a STANDARD `PortInterface` (which lives in a `ARPackage` of category "STANDARD").

4.2.21 Blueprinting `PortInterface`

[TPS_STDT_00066] Blueprinting `PortInterface` `[[PortInterface can be blueprinted.](RS_STDT_00026)`

[constr_2500] `PortInterfaces` shall be of same kind `[[Both objects (PortInterfaces) referenced by a blueprint mapping for port interfaces (represented`

by `BlueprintMapping`) shall be of the same kind (e.g. both shall be `Sender-ReceiverInterfaces`). In other words both interfaces shall be instances of the same meta class.>()

Note that `[constr_2500]` is a special case of `[constr_2566]`.

4.2.22 Blueprinting PortInterfaceMapping and PortInterfaceMappingSet

[TPS_STDT_00009] Blueprinting PortInterfaceMapping and Port-InterfaceMappingSet [`PortInterfaceMapping` can be blueprinted. `[TPS_STDT_00065]` applies such that the blueprints of `PortInterfaceMapping` are aggregated in a blueprint of `PortInterfaceMappingSet`.](`RS_STDT_00026`)

The intended use cases for blueprinting `PortInterfaceMapping` are illustrated by figure 4.16. This diagram shows an `PortInterface`(Blueprint) (*M*), and two ports typed by `PortInterface` (*S*) respectively by `PortInterface`(*R*). (*S*) and (*R*) are mapped to the blueprint (*M*) by a `PortInterfaceMapping`(Blueprint) (*SMMMap* and *RMMMap*). From this, it is possible to

1. derive `PortInterfaceMapping` (*SRMap*) between (*S* and *R*) which is then derived from two blueprints (*SMMMap* and *RMMMap*)
2. propose connectors between two components using the interfaces (*S* and *R*)

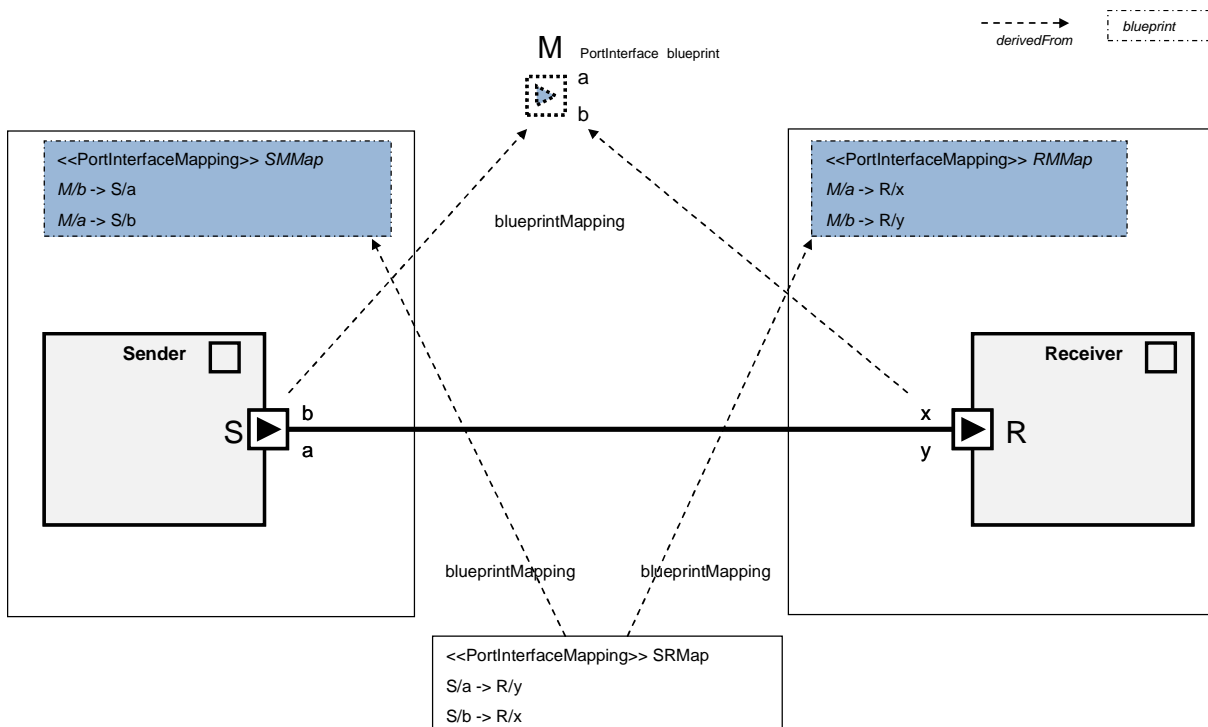


Figure 4.16: Deriving PortInterfaceMapping (1)

The intended derived objects can be determined according to the following steps:

1. find all `PortInterface`(blueprint)s within the `BlueprintMappings` of `PortInterfaces` containing `S` or `R` (in our example it would be `M`)
2. find all `PortInterfaceMapping`(Blueprint)s containing one of the `PortInterface`(Blueprint)s from step 1 and one of the `PortInterfaces` `S` and `R` (in our example it would be `SMMMap` and `RMMMap`)
3. derive a non blueprint `PortInterfaceMapping` between `S` and `R` from the ones found in step 2. Note that all `PortInterfaceMappings` found so far have a "blueprint reference" and a "non blueprint reference".

Take one of the `PortInterfaceMapping`(Blueprint)s from step 2 and replace the "blueprint reference" by the corresponding "non blueprint reference" of the other `PortInterfaceMapping`(Blueprint)

```
M/b (blueprint in SMMMap) -> S/a <-> M/b (blueprint in RMMap) -> R/y
M/a (blueprint in SMMMap) -> S/b <-> M/a (blueprint in RMMap) -> R/x
```

For example `M/b` would be substituted by `R/y` and `M/a` by `R/x` resulting in the final mapping (`S/a → R/y, S/b → R/x`).

Same result is achieved if `M/b` would be substituted by `S/a` and `M/a` by `S/b` resulting in the final mapping (`S/a → R/y, S/b → R/x`).

Implicit mappings (i.e. if data element names between `PortInterface` and `PortInterface`(blueprint) are identical then no `PortInterfaceMapping`(blueprint) is needed) have to be considered too (for example by creating "temporary" mappings).

4. Create `BlueprintMappings` for the created `PortInterfaceMapping` (`SRMap`) in step 3 to the involved `PortInterfaceMapping`(blueprints) (`SMMMap` and `RMMMap`).

The scenario is shown in these listings:

- Listing B.2 shows the definitions e.g. given by AUTOSAR.
- Listing B.3 shows the part of LeftCompany
- Listing B.4 shows the part of RightCompany
- Listing B.5 shows the part of the integration in a Project

Listing B.3 shows that "LeftCompany" has created the `PortInterface` named `S` derived from the `PortInterface`(Blueprint) `M`. Thereby the description **how** this takes place is given in the blueprint of an appropriate `PortInterfaceMapping` named `SMMMap`.

Listing B.4 shows that "RightCompany" has created the `PortInterface` named `R` derived from the `PortInterface`(Blueprint) `M`. Thereby the description **how** this takes place is given in the blueprint of an appropriate `PortInterfaceMapping` named `RMMMap`.

Listing B.5 shows that "Project" used contributions from "RightCompany" and "LeftCompany". Thereby it maps S to R in `PortInterfaceMapping SRMap`. This is derived from two blueprints (`SMMMap` and `SRMap`).

4.2.23 Blueprinting SwBaseType

[TPS_STDT_00022] **Blueprinting SwBaseType** [`SwBaseType` can be blueprinted.] (*RS_STDT_00029*)

4.2.24 Blueprinting SwComponentType

[TPS_STDT_00024] **Blueprinting SwComponentType** [`SwComponentType` can be blueprinted.] (*RS_STDT_00011*, *RS_STDT_00012*)

[constr_2568] **SwComponentTypes shall be of same kind** [Both objects (`SwComponentTypes`) referenced by a blueprint mapping for port interfaces (represented by `BlueprintMapping`) shall be of the same kind (e.g. both shall be `AtomicSwComponentTypes`). In other words both components shall be instances of the same meta class.]()

Note that [constr_2568] is a special case of [constr_2566].

4.2.25 Blueprinting SwAddrMethods

[TPS_STDT_00026] **Blueprinting SwAddrMethod** [`SwAddrMethod` can be blueprinted.] (*RS_STDT_00029*)

4.2.26 Blueprinting VfbTiming

[TPS_STDT_00079] **Blueprinting VfbTiming** [`VfbTiming` can be blueprinted.] (*RS_STDT_00029*)

One of the essential purposes of blueprinting VFB Timing is enabling one to specify temporal characteristics of interfaces specified in the AUTOSAR Application Interface Table [11]. In particular, one likes to specify timing constraints imposed on sampling rate, recurrence, age, latency, etc. for such interfaces.

Figure 4.17 shows the basic structure of a VFB Timing Blueprint and how the specified timing elements reference other blueprint elements, specifically the elements `PortPrototypeBlueprint` and port interface elements which are referenced by the element `PortInterface`; like variable data prototypes (data elements), client-server operations, mode declarations, and triggers.

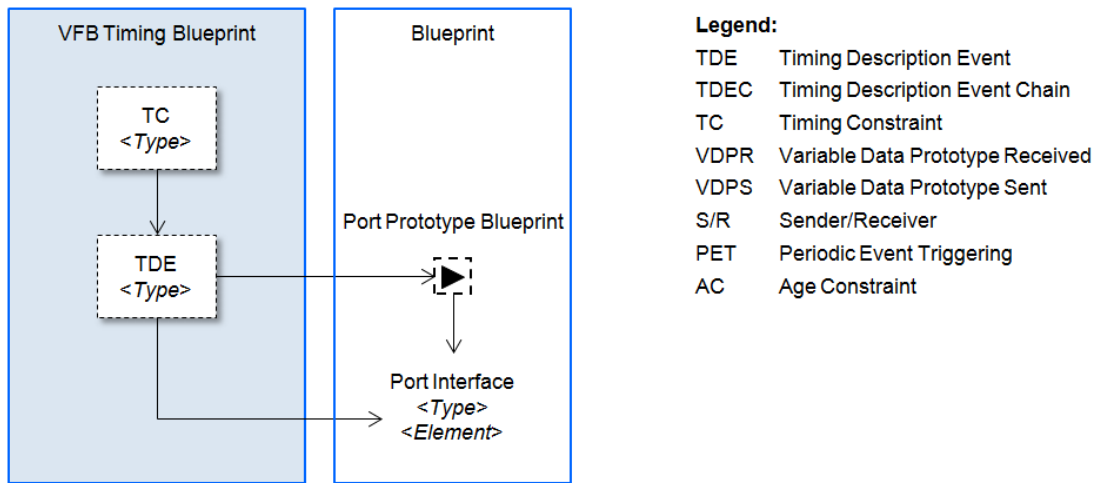


Figure 4.17: VFB Timing Blueprint

A VFB Timing Blueprint consists of timing descriptions events related to the AUTOSAR VFB view, timing description event chains, and timing constraints as defined in the “AUTOSAR Specification of Timing Extensions” [12].

A VFB Timing references the software component it is associated with. In case of a VFB Timing Blueprint this reference need not to be set, but in the derived VFB Timing the `VfbTiming.component` shall be set properly. In addition, any reference to `PortPrototypeBlueprint` shall be replaced by the corresponding reference to the `PortPrototype`.

The following constraints apply to VFB Timing Blueprints and shall be considered when creating such blueprints.

[constr_2589] In VFB Timing Blueprint `TDEventVfbPort` shall reference `Port-PrototypeBlueprint` [In a VFB Timing Blueprint `TDEventVfbPort` shall reference `PortPrototypeBlueprint`. In other words, a VFB Timing Description Event specified in a VFB Timing Blueprint shall always reference a Port Prototype Blueprint.] ()

4.2.26.1 Example

An example for a VFB Timing Blueprint is shown based on [13].

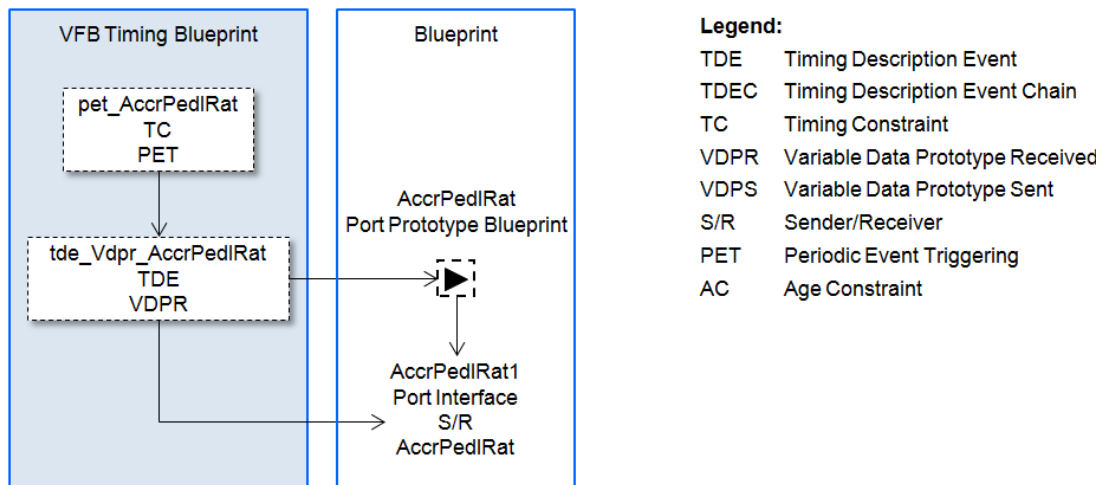
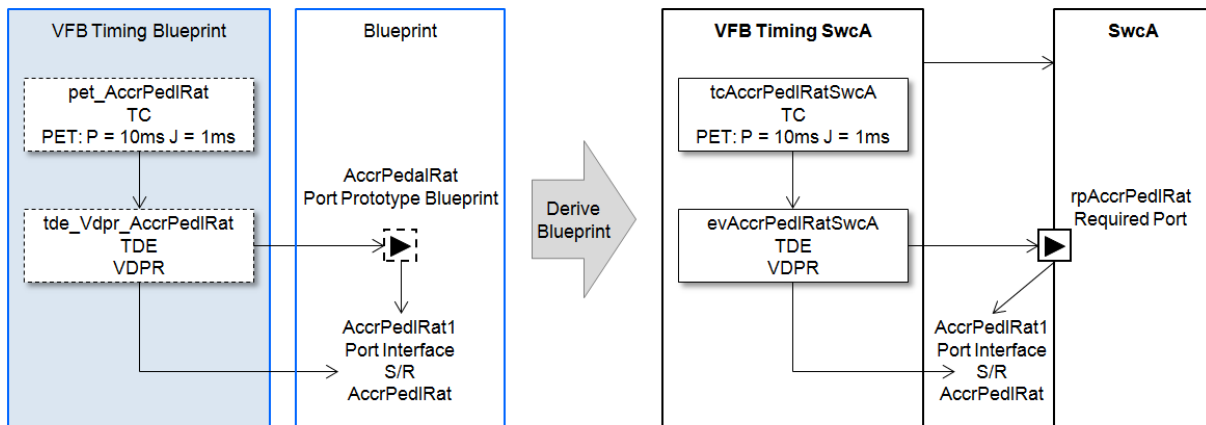


Figure 4.18: VFB Timing Blueprint Simple Example

As sketched in Figure 4.18 a VFB Timing Blueprint is specified. This blueprint consists of a timing description event called “tde_Vdpr_AccrPedIRat” that references the port prototype blueprint called “AccrPedIRat”; and also references the variable data prototype called “AccrPedIRat” of the port interface called “AccrPedIRat1”. The latter is referenced by the mentioned port prototype blueprint, too. In addition, a timing constraint, specifically a periodic event triggering constraint, is imposed on the timing description event. In essence, this timing model specifies that the variable data prototype called “AccrPedIRat” shall be received at a rate given by the periodic event triggering constraint.

The listing B.6 provides the corresponding contents of the ARXML file related to the example shown in Figure 4.18, but contains further timing description events and an additional age timing constraint imposed on the reception of the specific variable data prototype.

Figure 4.19 shows the VFB Timing Blueprint and the derived VFB Timing for a specific software component called “SW-C_A”.



Legend:

- TDE Timing Description Event
- TDEC Timing Description Event Chain
- TC Timing Constraint
- VDPR Variable Data Prototype Received
- VDPS Variable Data Prototype Sent
- S/R Sender/Receiver
- PET Periodic Event Triggering
- AC Age Constraint
- P Period
- J Jitter

Figure 4.19: Deriving a VFB Timing Blueprint

4.2.27 Blueprinting ClientServerInterfaceToBswModuleEntryBlueprintMapping

[TPS_STDT_00083] **Blueprinting ClientServerInterfaceToBswModuleEntryBlueprintMapping** [ClientServerInterfaceToBswModuleEntryBlueprintMapping can be blueprinted.](RS_STDT_00029)

[TPS_STDT_00084] **ClientServerOperationBlueprintMapping** predetermines the implementation of an **ClientServerOperation** [A ClientServerOperationBlueprintMapping expresses the intended implementation of a ClientServerOperation by a specific BswModuleEntry under consideration of the expected usage of PortDefinedArgumentValues.](RS_STDT_00029)

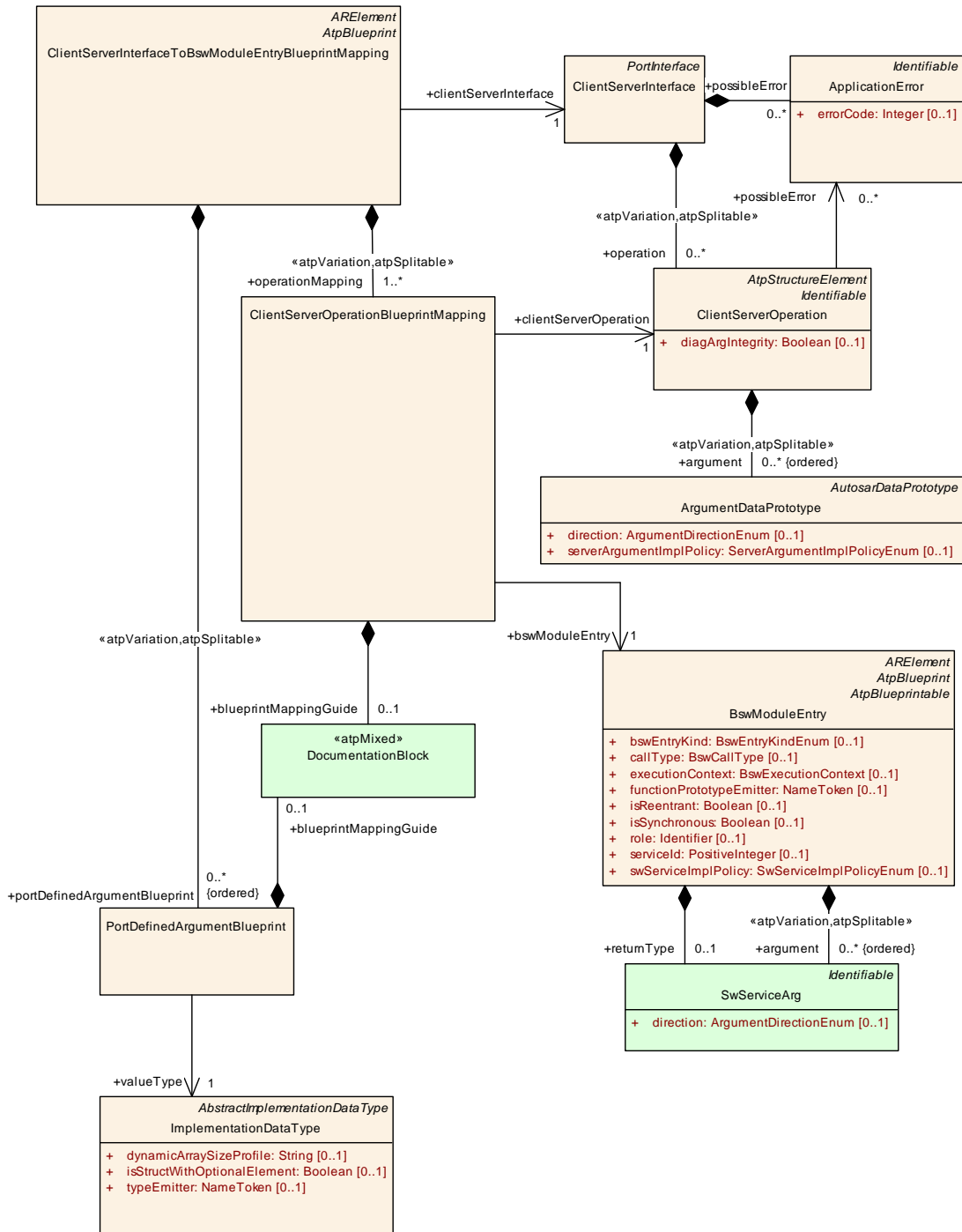


Figure 4.20: Client Server Operation Blueprint Mapping

Class	ClientServerOperationBlueprintMapping
Package	M2::AUTOSARTemplates::CommonStructure::StandardizationTemplate::ClientServerInterfaceToBswModuleEntryMapping
Note	This class describes a specific mapping between a ClientServerOperation in a ClientServerInterface blueprint and a BswModuleEntry blueprint.
Base	ARObject





Class	ClientServerOperationBlueprintMapping			
Aggregated by	ClientServerInterfaceToBswModuleEntryBlueprintMapping.operationMapping			
Attribute	Type	Mult.	Kind	Note
blueprint MappingGuide	DocumentationBlock	0..1	aggr	This attribute offers the possibility to provide additional information with respect to the mapping.
bswModule Entry	BswModuleEntry	1	ref	The referenced BswModuleEntry represents the Bsw ModuleEntry the mapping is dedicated to.
clientServer Operation	ClientServerOperation	1	ref	The referenced ClientServerOperation represents the client server operation the mapping is dedicated to.

Table 4.11: ClientServerOperationBlueprintMapping

The `ClientServerOperationBlueprintMapping` can be used to ensure and/or track the compatibility of `BswModuleEntries` which are supposed to implement `ClientServerOperations`. It can already be defined in an early phase of the methodology when interfaces are defined. Thereby the `ClientServerOperationBlueprintMapping` can already be defined without all implementation details of the later required `SwComponentType`, `SwcInternalBehavior`, `BswModuleDescription`, `BswInternalBehavior` and `SwcBswMapping`.

Please note that the `ClientServerInterfaceToBswModuleEntryBlueprintMapping` has no direct impact to the later generated RTE. The setup of the RTE is solely determined by the derived objects of `ClientServerOperation`, `BswModuleEntry` and the completed software component descriptions and basic software module descriptions respectively.

Such a mapping enables the formal check whether the number of arguments and the data types of arguments of the operation + additional `PortDefinedArgumentValues` matches the signature of the `BswModuleEntry`.

[constr_2597] ClientServerOperationBlueprintMapping constrains number of arguments [The number of arguments of the `BswModuleEntry` referenced by a `bswModuleEntry` shall be identical to the number of `portDefinedArgumentBlueprints` of the owning `ClientServerInterfaceToBswModuleEntryBlueprintMapping` plus the number of `ArgumentDataPrototypes` aggregated in the role argument of the `clientServerOperation`].()

[constr_2598] ClientServerOperationBlueprintMapping constrains the types of arguments [The arguments in the ordered lists `bswModuleEntry` and the matching arguments in the set union of the ordered lists `portDefinedArgumentBlueprint` plus `clientServerOperation` shall result in the identical C data type definitions.].()

4.3 Deriving from AUTOSAR-provided Blueprints

Model elements provided by AUTOSAR are mainly provided as blueprints. This holds true in particular for the Application Interfaces [11] but also for the Software Specifications of the BSW layer. These AUTOSAR delivered model elements follow the package structure specified in [TPS_GST_00080].

Figure 4.21 illustrates the methodology to define data types for BSW module. The BSW Standard Package contains blueprints. In the above scenario, [TPS_STDT_00067] shall be followed but of course also holds true for the data types of other modules.

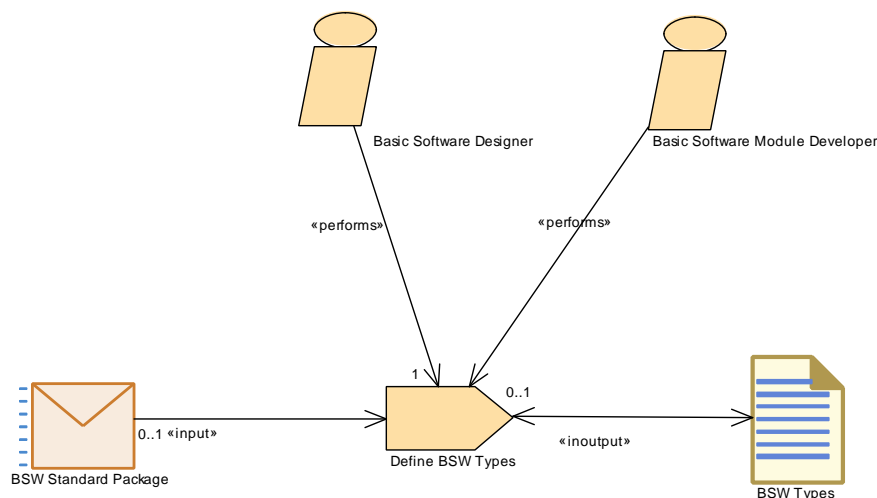


Figure 4.21: Define Bsw Types

[TPS_STDT_00067] Standardized Path for Standardized Elements [Objects derived from standardized blueprints, shall follow a package path as specified in [TPS_GST_00083]. That is, providers of Software components can rely that all AUTOSAR defined model elements can be accessed through a predicable path.] ([RS_STDT_00001](#), [RS_STDT_00002](#), [RS_STDT_00014](#), [RS_STDT_00028](#), [RS_STDT_00030](#))

For example the Platform types [14] blueprinted in

```
/AUTOSAR/Platform/ImplementationDatatypes_Blueprint/uint8
```

shall be implemented in (and therefore safely be accessible through)

```
/AUTOSAR_Platform/ImplementationDatatypes/uint8
```

5 Keywords

[TPS_STDT_00012] Defining Keywords [The meta-class `KeywordSet` can be used to define sets of `Keywords`. The purpose of a `Keyword` is to contribute parts of names for AUTOSAR model elements.] ([RS_STDT_00005](#), [RS_STDT_00008](#), [RS_STDT_00042](#))

Keywords are referenced to be part of name pattern as specified in Chapter 4.1.5.

As an example, the `shortName` “CmftMngt” is composed out of two `Keywords` with the `abbrName` “Cmft” and “Mngt”.

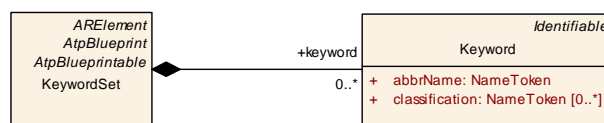


Figure 5.1: Keyword and KeywordSet

[TPS_STDT_00069] Attributes of Keyword [The meta-class `Keyword` is derived from `Identifiable`. The attributes of `Identifiable` shall be applied for `Keyword` as follows.

shortName represents the unique name of the keyword. In the example above it would be “Cmft”. Note that this is used only for identifying the keyword. The contributed name part is taken from `abbrName`.

longName represents the long form of the keyword, typically its an unabbreviated technical term. In the example above it would be “Comfort”.

desc represents the definition of the keyword in terms of a verbal description allowing to identify whether the keyword applies for a specific case. In the example above the description would be “This keyword is used to express something as comfortable or convenient”.

introduction represents a verbal description of a use case. This can be used for additional explanations or examples.

] ([RS_STDT_00005](#), [RS_STDT_00042](#))

[TPS_STDT_00070] Classification of Keywords [The attribute `classification` depends on the applied naming convention.] ([RS_STDT_00005](#), [RS_STDT_00042](#))

For example, the values could be according to table 2 of [15] such as `Action-PhysicalType`, `Condition-Qualifier`, `Index`, `Mean-Environment-Device`, `Preposition`.

Listing B.7 illustrates an example how to use `Keyword`. More elaborate usage can be seen in [3].

[TPS_STDT_00068] Expressing "stem"-Relation of Keywords [There are keywords which basically stem from the same root. This relationship is expressed by an `Collection` where the `elementRole` is named `DECLINATION_OF`. The root is denoted

`sourceElement`. The declinations are denoted in `element`. The root is not a declination of itself, and therefore is not mentioned as an `element` again.]([RS_STDT_00005](#), [RS_STDT_00042](#))

As an example for [[TPS_STDT_00068](#)] the keywords `Drvrr`, `Drvrg` stem from `Drv`¹. This is delivered according to the example in Listing [B.8](#)

¹Note that `Drv` is not an `element` of this `Collection` since it is not a declination of itself.

6 Data Exchange Points

6.1 Overview

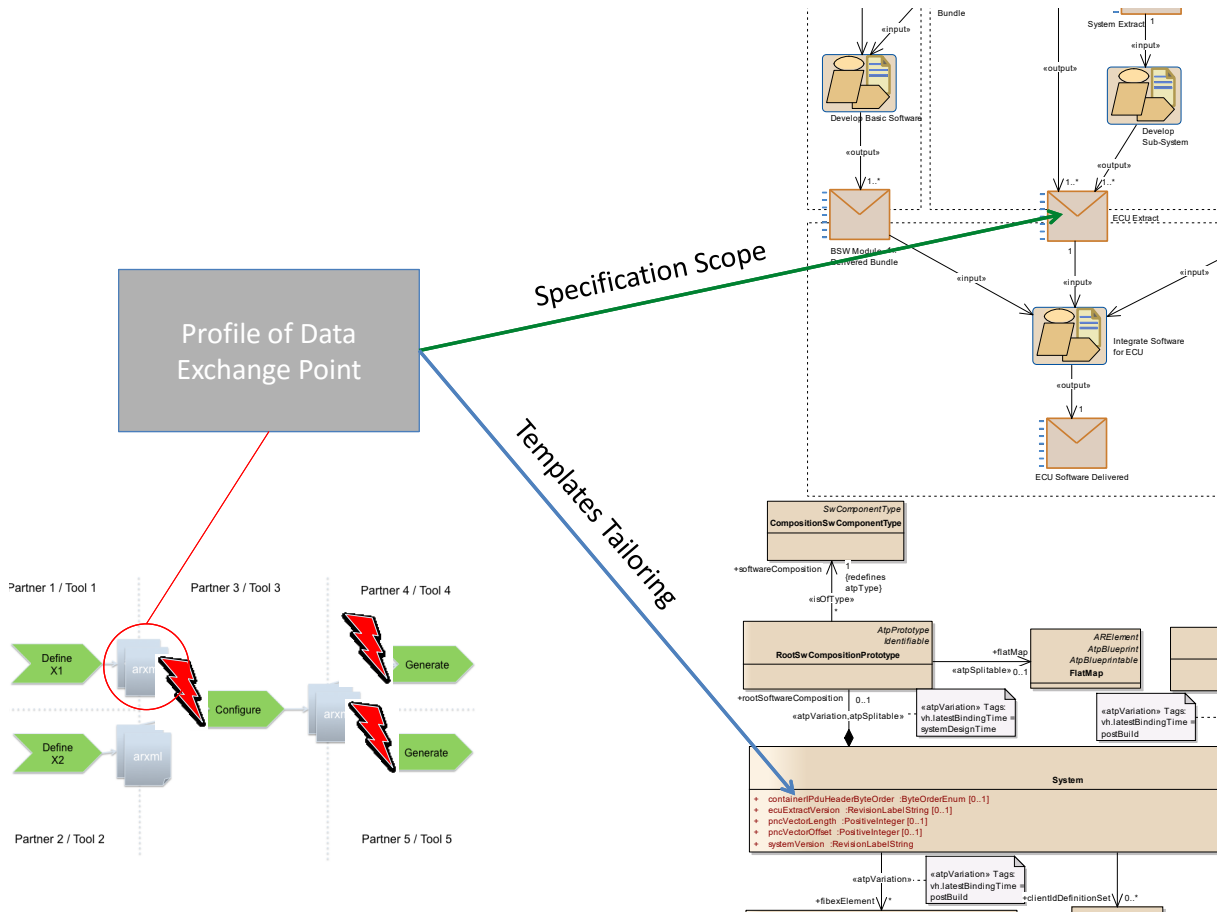


Figure 6.1: Overview of Description of Data Exchange Point

[TPS_STDT_00100] Motivation of Description of Data Exchange Points [Profiles of Data Exchange Points intend to improve the interoperability between tools by describing which data is expected for a given activity or task in the methodology.] ([RS_STDT_00102](#), [RS_STDT_00103](#)) (see figure 6.1)

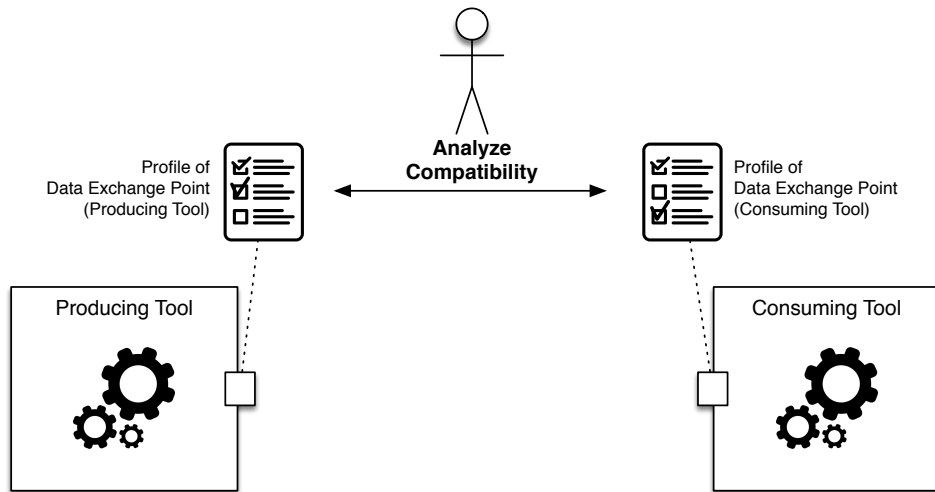


Figure 6.2: Documentation and Analysis of Data Interface of Tools

[TPS_STDT_00115] Analysis of Tool Compatibility [Profile of Data Exchange Points enable structured documentation of the subset of the AUTOSAR standard that is supported or explicitly not supported by a tool. In other words: the profile describes the data interface of the tool. The availability of profiles enables initial checks of compatibility of tools before actual AUTOSAR models are available (e.g. due to IP issues, new features that are not yet implemented, ...). Commonalities usually show low risk of interoperability issues. Differences or undefined information show potential high risk of interoperability issues. The formalized description of Data Exchange Points additionally enables tool support for finding locations with high risk of interoperability issues. However, the interpretation of the results requires engineering know how and interaction between tool vendors and users.] ([RS_STDT_00117](#), [RS_STDT_00118](#), [RS_STDT_00119](#)) (see figure 6.2)

[TPS_STDT_00116] Limitation of Analysis of Profile of Data Exchange Points [The analysis of the compatibility of two or more Profile of Data Exchange Points has the goal to identify potential interoperability issues. The analysis of profiles can help identifying some issues. However, the analysis cannot guarantee the absence of interoperability issues. This analysis does not replace other interoperability check mechanisms such as the creation and processing of example AUTOSAR models that make use of the intended features (reference models).] ([RS_STDT_00117](#), [RS_STDT_00118](#))

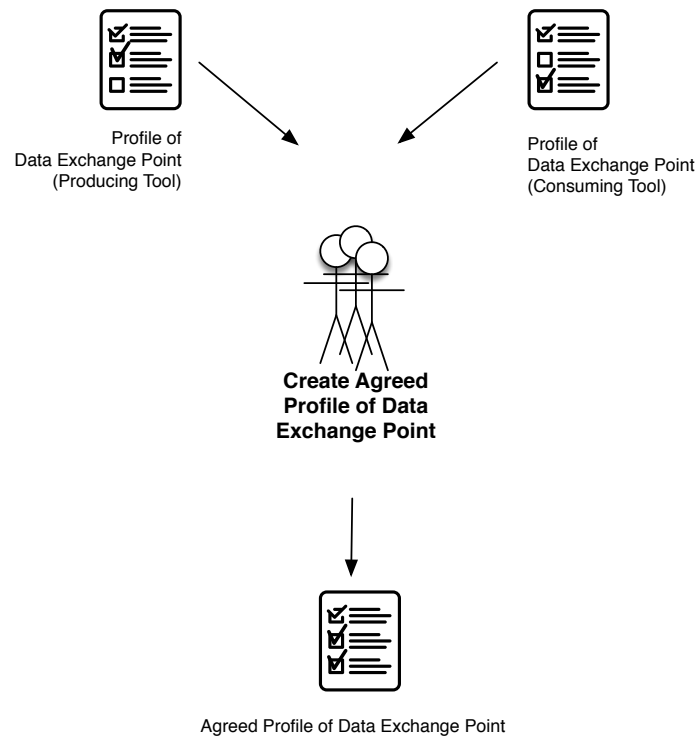


Figure 6.3: Creation of an agreed Profile of Data Exchange Point

[TPS_STDT_00117] Agreed Profile of Data Exchange Point [The result of the analysis and negotiation of Profile of Data Exchange Points can be documented as an Agreed Profile of Data Exchange Point. Usage scenarios for the Agreed Profile for Data Exchange include:

- Validation of the AUTOSAR models that are created by the producing tool with respect to compliance with the agreed contract. This validation can, for instance, be used as a quality gate before the actual AUTOSAR model is passed to the consuming tool.
- A Profile of Data Exchange Point can be used as a specification for intended future functionality. Tool vendors can analyze the Agreed Profile for Data Exchange in order to identify features that are not yet implemented.

]([RS_STDT_00121](#)) (see figure 6.3)

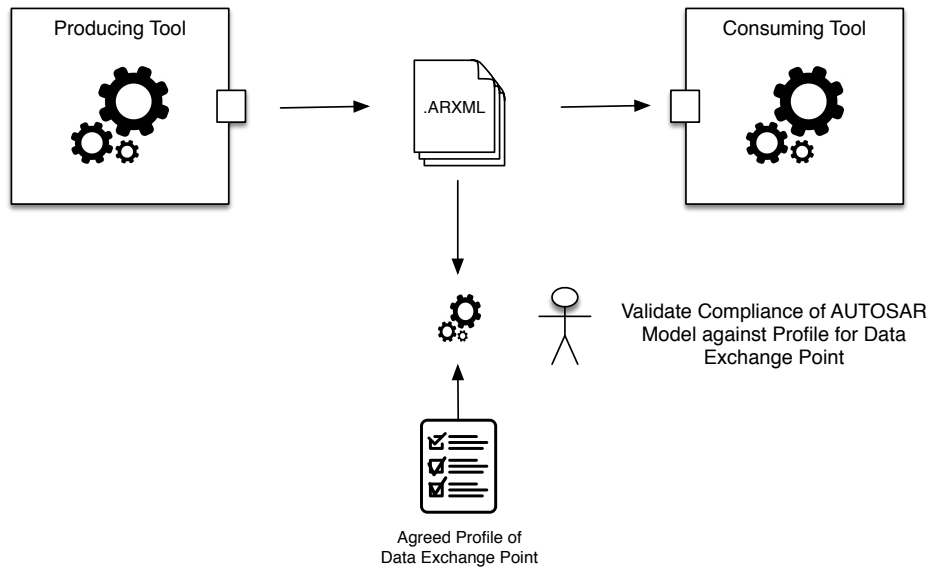


Figure 6.4: Validation of Compliance of AUTOSAR Models with Profile of Data Exchange Point

[TPS_STDT_00118] Compliance with Profile of Data Exchange Point [A Profile of Data Exchange Point can tailor the AUTOSAR Data Format for a specific Data Exchange Point. This tailoring of Data Format Elements (Meta-Classes, Attributes, Constraints, Sdg usage) specifies a subset of the meta-model that is relevant for this specific Data Exchange Point and defines which AUTOSAR and custom validation rules have to be evaluated. An AUTOSAR Model complies with a Profile of Data Exchange Point if all validation rules evaluate to true.] ([RS_STDT_00121](#)) (see figure 6.4)

Note: The following patterns, meta classes and attributes focus on the description of self-contained Profile of Data Exchange Points. Support for authoring of profiles such as the composition of a profile out of profile assets is not yet covered.

6.2 General Patterns

6.2.1 Top Level Data Structure

[TPS_STDT_00120] Purpose of DataExchangePoint [For a given Data Exchange Point the DataExchangePoint specifies the following aspects:

- Short description of the data exchange point using `longName`, `desc` and `introduction` (inherited from `Identifiable`).
- The `Baseline` of the AUTOSAR standard that is referenced by the profile
- High-Level specification of the data exchange point by selection of the relevant parts of the AUTOSAR Specifications.

- Detailed tailoring of the AUTOSAR Data Format (Meta-Classes, Attributes, Constraints, Special Data Group Definitions).

](RS_STDT_00101)

For details see sections 6.3 and 6.4.

The aspects that are described by the `DataExchangePoint` are located on the Meta Level (M2 as described in [6]). On this level we can find the AUTOSAR Meta Model and the AUTOSAR XML Schema. Although a Profile of Data Exchange Point specifies information on M2 level we reuse the approach for the specification of the Profile of Data Exchange Point language that is already used by the AUTOSAR Template specifications. Using this approach, we can store a Profile of Data Exchange Point in a .arxml file and we can reuse existing meta classes such as `ARPackage`, `Documentation`, `Identifiable`, etc.

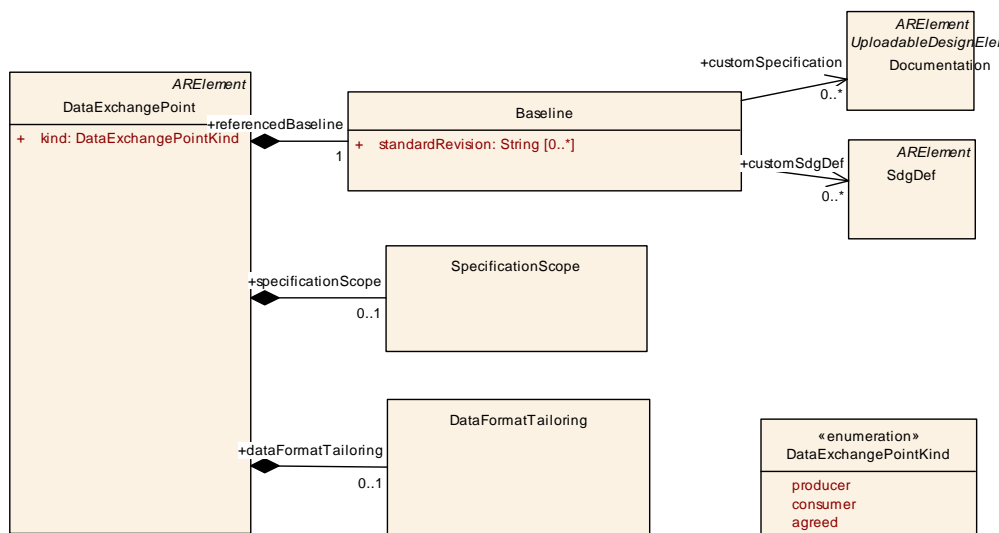


Figure 6.5: Overview of Data Exchange Point

[TPS_STDT_00121] High-level Overview Description of `DataExchangePoint`

[The high-level overview description is provided by means of its attributes `longName`, `desc` and `introduction`.](RS_STDT_00101, RS_STDT_00104)

[TPS_STDT_00122] Purpose of `Baseline`

[`Baseline` specifies a baseline of the AUTOSAR standard that is used as a reference for all references to AUTOSAR Specification Elements in this `DataExchangePoint`. The baseline is specified by listing the AUTOSAR standards and their revisions. Custom defined functionality and deviations are described using the `Documentation` M1 Documentation capabilities.](RS_STDT_00105)

[TPS_STDT_00211] Specification of the AUTOSAR Standards that are part of the `Baseline`

[AUTOSAR is modularized into several standards. A combination of those AUTOSAR standards in a specific version is identified by specifying the `standardRevision` of each included standard.](RS_STDT_00105)

Note: the identifiers of the standards that have an impact on the XML schema are referenced in section "Covered Standards:" of the readme.txt that is part the MMOD_XMLSchema_230.

E.g.:

```
standardRevision[0]="FO 1.4.0",
standardRevision[1]="CP 4.4.0",
standardRevision[2]="AP 18-10"
```

[constr_2609] Single revision per AUTOSAR standard [

The `standardRevision` may only contain a single revision per AUTOSAR standard. E.g. it is allowed to combine the AUTOSAR standards "Foundation" in revision 1.0.0 with the "Classic Platform" in revision 4.3.0. However, it is not allowed to reference the revisions 4.2.2 and 4.3.0 of the "Classic Platform" in the same `Baseline`.]()

Class	DataExchangePoint			
Package	M2::AUTOSARTemplates::CommonStructure::StandardizationTemplate::DataExchangePoint			
Note	<p>The Data Exchange Point describes the relationship between a work product and its intended use in the methodology with a tailoring of the AUTOSAR templates.</p> <p>An informal description is provided by the 'desc' and 'introduction' attributes of the DataExchangePoint. The informal description SHOULD include the subject that is described by this data exchange point. E.g.</p> <ul style="list-style-type: none"> • producible data of tool A, version x • consumable data of tool B, version y • agreed profile between partner A and partner B in project xyz <p>Tags: atp.recommendedPackage=DataExchangePoints</p>			
Base	ARElement , ARObject , CollectableElement , Identifiable , MultilanguageReferrable , PackageableElement , Referrable			
Aggregated by	ARPackage.element			
Attribute	Type	Mult.	Kind	Note
dataFormat Tailoring	DataFormatTailoring	0..1	aggr	tailoring to the Autosar Exchange Data Format The subset and tailoring of the templates specifications (Meta-Classes, Attributes, Sdgs, Constraints, SpecItems) Tags: xml.sequenceOffset=40
kind	DataExchangePointKind	1	attr	Specifies the kind of this DataExchangePoint. It provides information if this DataExchangePoint represents <ul style="list-style-type: none"> • the output of a tool that produce data, • the input of a tool that consumes data or • an agreed profile
referenced Baseline	Baseline	1	aggr	The baseline of the AUTOSAR standard that is used as a reference within this Data Exchange Point. Tags: xml.sequenceOffset=10
specification Scope	SpecificationScope	0..1	aggr	The specification of the relevant subset of Autosar standardized and custom specifications. Tags: xml.sequenceOffset=30

Table 6.1: DataExchangePoint

Class	Baseline			
Package	M2::AUTOSARTemplates::CommonStructure::StandardizationTemplate::DataExchangePoint			
Note	Specification of the baseline of the AUTOSAR standard this Data Exchange Point relates to. The baseline is specified by listing the AUTOSAR products and their revisions. Custom defined functionality and deviations to the standard can be provided as well. All references to specification elements in this Data Exchange Point refer to specification elements that are part of this specification baseline.			
Base	ARObject			
Aggregated by	DataExchangePoint.referencedBaseline			
Attribute	Type	Mult.	Kind	Note
customSdgDef	SdgDef	*	ref	Reference to custom SdgDefs that extend the data format of this baseline, Tags: xml.sequenceOffset=30
custom Specification	Documentation	*	ref	Reference to custom specifications that extend this baseline, Tags: xml.sequenceOffset=20
standard Revision	String	*	attr	Specifies a combination of revisions of AUTOSAR standards that are used as the specification baseline of this Data Exchange Point. All standard specification elements that are referenced by this Profile of Data Exchange Point have to be part of specifications that belong to the defined AUTOSAR standards. Tags: xml.sequenceOffset=10

Table 6.2: Baseline

Enumeration	DataExchangePointKind
Package	M2::AUTOSARTemplates::CommonStructure::StandardizationTemplate::DataExchangePoint
Note	Specifies the kind of a DataExchangePoint.
Aggregated by	DataExchangePoint.kind
Literal	Description
agreed	the data exchange point description represents the agreed data exchange point that should be used during data exchange Tags: atp.EnumerationLiteralIndex=2
consumer	the data exchange point description represents the input of a consuming tool. Tags: atp.EnumerationLiteralIndex=1
producer	the data exchange point description represents the output of a producing tool. Tags: atp.EnumerationLiteralIndex=0

Table 6.3: DataExchangePointKind

```

<AR-PACKAGE>
  <SHORT-NAME>DataExchangePoints</SHORT-NAME>
  <ELEMENTS>
    <DATA-EXCHANGE-POINT>
      <SHORT-NAME>ECU_System_Description</SHORT-NAME>
      <LONG-NAME>
        <L-4 L="EN">ECU System Description for Configuration of ComStack
          for Unsegmented Unmultiplexed Signal-Based Communication on
          CAN</L-4>
      </LONG-NAME>
    <DESC>

```

```

<L-2 L="EN">This profile describes the data that is exchanged in
the deliverable "ECU_System_Description" and focuses on data
that is required for configuring the behavior of the ECU on
the CAN network with respect to unsegmented signal-based
communication. The profile shows the supported input of
FancyCanStackConfigurator version 1.2.2</L-2>
</DESC>
<INTRODUCTION>
  <P>
    <L-1 L="EN">Consumer, Tool: FancyCanStackConfigurator version
      1.2.2, invoked using "fancy_-buildCar"</L-1>
  </P>
</INTRODUCTION>
<KIND>CONSUMER</KIND>
<REFERENCED-BASELINE>
  <STANDARD-REVISIONS>
    <STANDARD-REVISION>CP R4.3.0</STANDARD-REVISION>
    <STANDARD-REVISION>FO R1.0.0</STANDARD-REVISION>
  </STANDARD-REVISIONS>
  <CUSTOM-SPECIFICATION-REFS>
    <CUSTOM-SPECIFICATION-REF DEST="DOCUMENTATION">/VendorName/
      DataExchangePoints/CustomExtensions</CUSTOM-SPECIFICATION-
      REF>
  </CUSTOM-SPECIFICATION-REFS>
</REFERENCED-BASELINE>
<SPECIFICATION-SCOPE>
  <!-- -->
</SPECIFICATION-SCOPE>
<DATA-FORMAT-TAILORING>
  <!-- -->
</DATA-FORMAT-TAILORING>
</DATA-EXCHANGE-POINT>
<DOCUMENTATION>
  <SHORT-NAME>CustomExtensions</SHORT-NAME>
  <DOCUMENTATION-CONTENT>
    <CHAPTER>
      <SHORT-NAME>RFCs</SHORT-NAME>
      <STRUCTURED-REQ>
        <SHORT-NAME>Example_RFC12345</SHORT-NAME>
        <DESCRIPTION>
          <P>
            <L-1 L="EN">Description of the change request</L-1>
          </P>
        </DESCRIPTION>
      </STRUCTURED-REQ>
    </CHAPTER>
  </DOCUMENTATION-CONTENT>
</DOCUMENTATION>
</ELEMENTS>
</AR-PACKAGE>

```

Listing 6.1: Example of Top Level Structure

6.2.2 Referencing Standardized Specification Elements

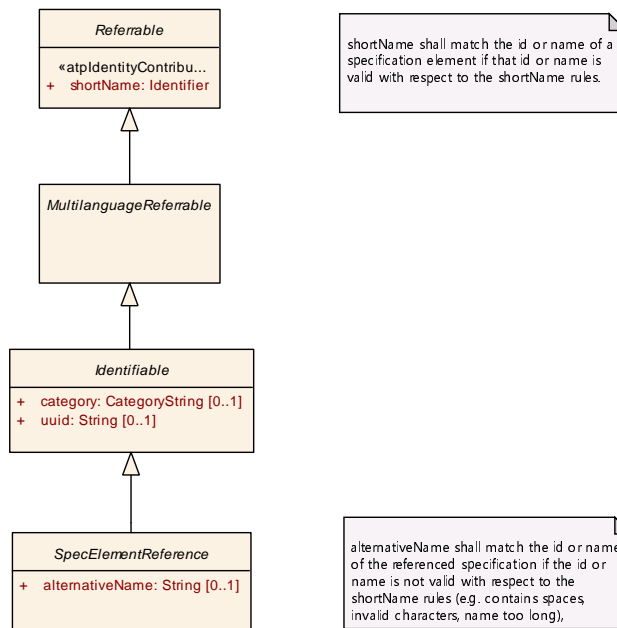


Figure 6.6: Referencing Specification Elements

[TPS_STDT_00102] Referencing AUTOSAR Specification Elements via shortName [If the name of the AUTOSAR Specification Element follows the rules of `shortNames` (see `Identifier`), then `SpecElementReference.shortName` shall describe the name of the referenced AUTOSAR Specification Element.]([RS_STDT_00102](#), [RS_STDT_00103](#), [RS_STDT_00106](#), [RS_STDT_00108](#), [RS_STDT_00109](#))

[TPS_STDT_00103] Referencing AUTOSAR Specification Elements via alternativeName [If the name of the AUTOSAR Specification Element does not follow the rules of `shortNames` (see `Identifier`), then `alternativeName` shall describe the name of the referenced AUTOSAR Specification Element. The `shortName` shall contain a simplified name that is created using the following rules:

- replace all characters, that are not allowed by the `shortName` rules (see `Identifier`) by '_' (underline)
- If the `shortName` is longer than 128 characters, then the following algorithm applies:
 1. get the first 121 characters. This leaves room for a separator and a CRC number.
 2. append "_0x"
 3. append a CRC16 checksum in hex format (uppercase) of the original name. For more information about the CRC16 algorithm see [16].

]([RS_STDT_00102](#), [RS_STDT_00103](#), [RS_STDT_00106](#), [RS_STDT_00108](#), [RS_STDT_00109](#))

[constr_2610] No alternativeName if matching via shortName [The [alternativeName](#) shall not be set if the referenced AUTOSAR Specification Element matches the rules of [Identifier](#).]()

[constr_2611] Referenced AUTOSAR Specification Elements shall be part of the AUTOSAR Specification Baseline [If the [SpecElementReference](#) references an AUTOSAR specification element then the [shortName](#) or [alternativeName](#) shall match the name of the AUTOSAR specification element in a specification that is part of the revision of the standard that is specified in [Baseline](#).]()

See also example [B.16](#).

Class	<i>SpecElementReference</i> (abstract)			
Package	M2::AUTOSARTemplates::CommonStructure::StandardizationTemplate::DataExchangePoint::Common Patterns			
Note	This is a reference to a specification element in the Autosar standard.			
Base	<i>ARObject</i> , Identifiable , MultilanguageReferrable , Referrable			
Subclasses	DataFormatElementReference , SpecElementScope			
Attribute	Type	Mult.	Kind	Note
alternative Name	String	0..1	attr	Alternative name of a specification element if its name doesn't fit into the shortName. E.g. because the name contains spaces.

Table 6.4: SpecElementReference

6.2.3 Referencing Custom Specification Elements

[TPS_STDT_00104] Referencing Custom Specification Elements [If it is required to define custom specification elements that go beyond the AUTOSAR standardized specification elements, then the [Description of Data Exchange Points](#) allows the referencing of those descriptions via AUTOSAR [shortName](#) path based references. If a reference to a custom Specification Element is defined, then this reference is used for identification of the Specification element. No matching of AUTOSAR defined Specification Elements via [alternativeName](#) or [shortName](#) applies.]([RS_STDT_00102](#), [RS_STDT_00103](#), [RS_STDT_00106](#), [RS_STDT_00108](#), [RS_STDT_00109](#))

[constr_2608] Custom extensions shall be part of the Documentation that is referenced by the Baseline [If a [SpecElementReference](#) references a custom defined specification element, then this specification element shall be part of a [Documentation](#) that is referenced by the [Baseline](#) of this [Profile](#).]()

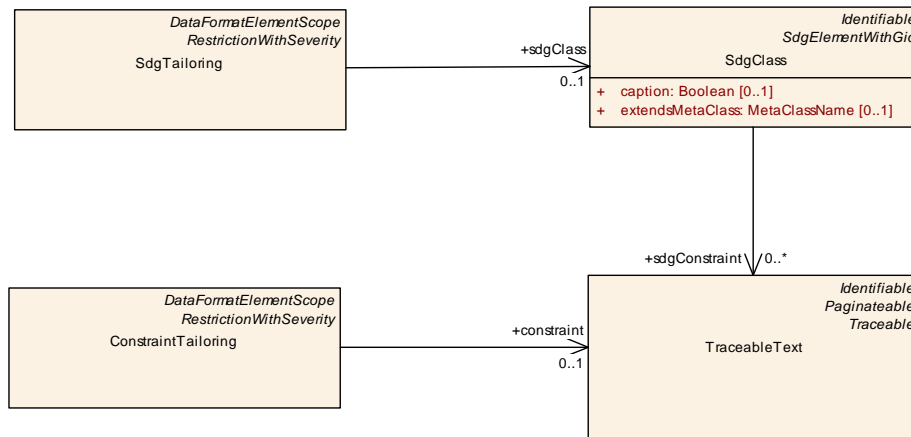


Figure 6.7: Referencing Custom Defined Constraints and Special Data Groups

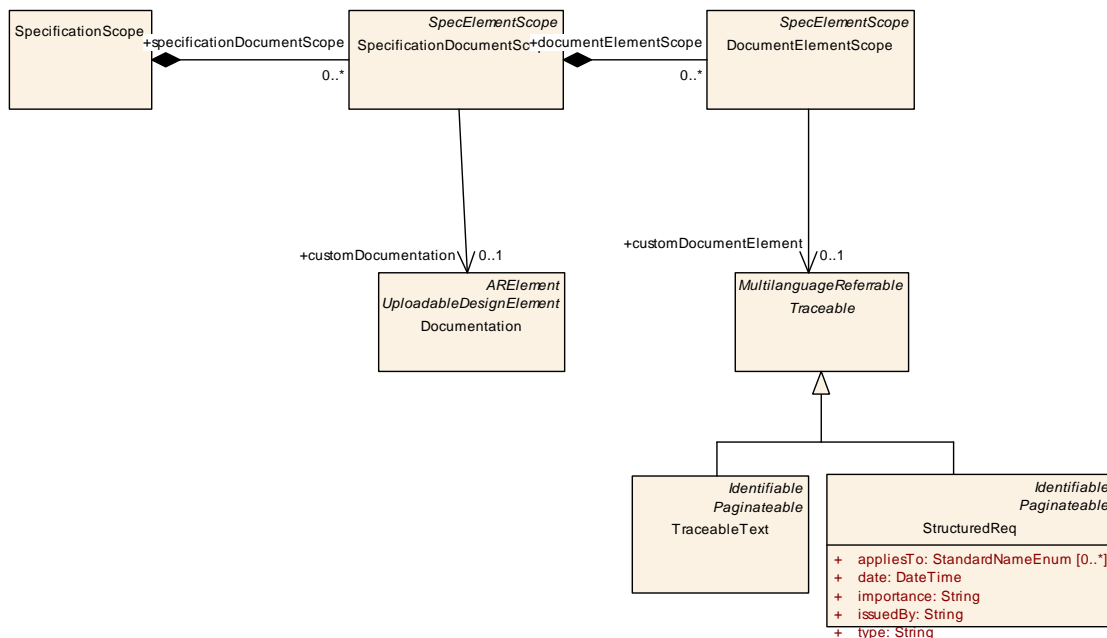


Figure 6.8: Referencing elements in custom specifications

See also example [B.16](#).

6.2.4 Scoping of Specification Elements

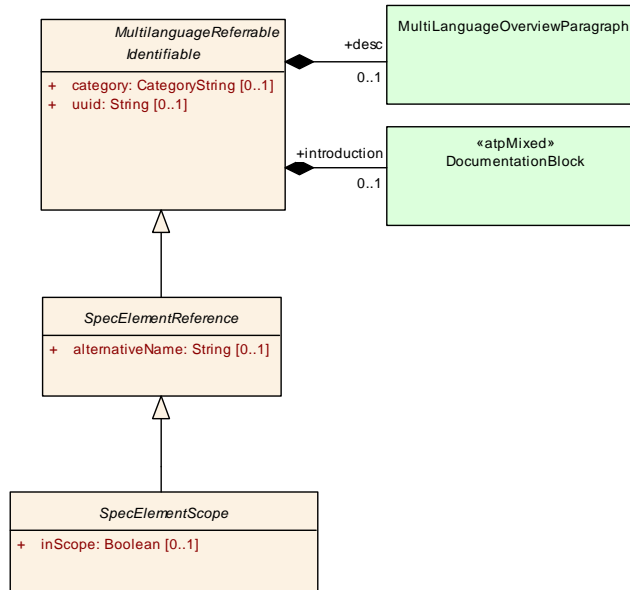


Figure 6.9: Scoping of Specification Elements

[TPS_STDT_00124] Purpose of `SpecElementScope` [For all AUTOSAR specification elements and custom functionality a Data Exchange Point describes if a referenced specification element is relevant for the Data Exchange Point. If `inScope==true`, then the specification element is relevant. (e.g. a requirement needs to be fulfilled, a constraint is enabled, an attribute shall exist, ...). If `inScope==false`, then the specification element is not relevant. (e.g. a requirement does not apply, a constraint is disabled, it is not relevant if an attribute exists, ...)] ([RS_STDT_00103](#), [RS_STDT_00106](#), [RS_STDT_00108](#), [RS_STDT_00109](#))

Class	<i>SpecElementScope</i> (abstract)			
Package	M2::AUTOSARTemplates::CommonStructure::StandardizationTemplate::DataExchangePoint::CommonPatterns			
Note	This class defines if a specification element is relevant within the context of this data exchange point.			
Base	<i>ARObject</i> , <i>Identifiable</i> , <i>MultilanguageReferrable</i> , <i>Referrable</i> , <i>SpecElementReference</i>			
Subclasses	<i>DataFormatElementScope</i> , <i>DocumentElementScope</i> , <i>SpecificationDocumentScope</i>			
Attribute	Type	Mult.	Kind	Note
inScope	Boolean	0..1	attr	indicates, if a specification element is relevant for this data exchange point. It is relevant if <code>inScope==true</code> . It is not relevant or don't care if <code>inScope=false</code> .

Table 6.5: SpecElementScope

6.2.5 Tailoring of Data Format Elements

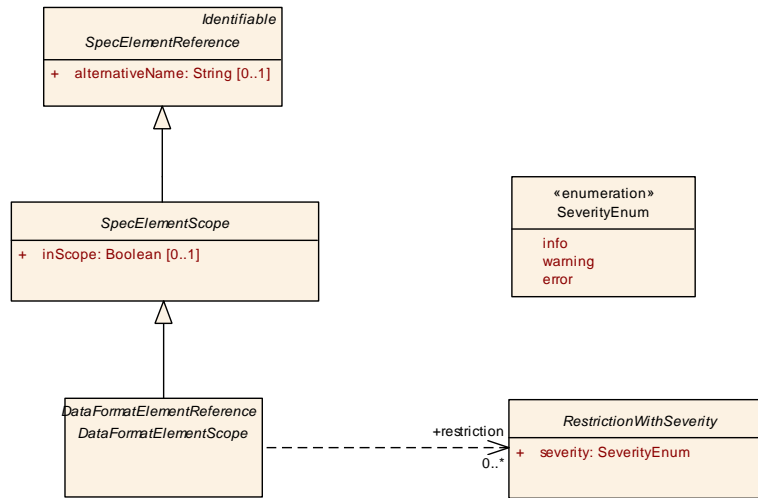


Figure 6.10: Tailoring of Data Format Elements

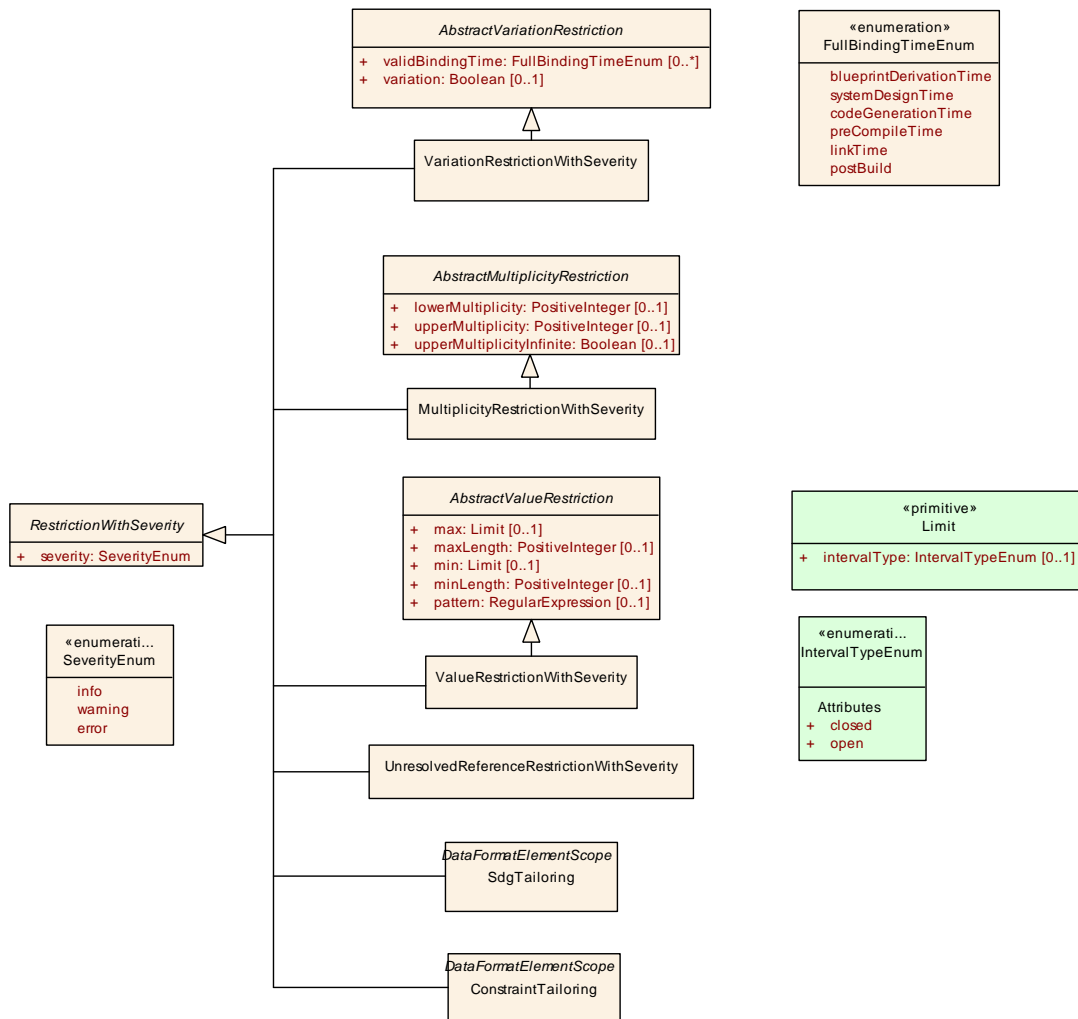


Figure 6.11: Restrictions with Severity

[TPS_STDT_00126] Definition: Data Format Elements [Data Format Elements are Meta-Classes, Meta-Attributes, Constraints and Special Data Group Definitions that have direct impact on the AUTOSAR data exchange format.] ([RS_STDT_00106](#), [RS_STDT_00114](#))

[TPS_STDT_00186] Scope and Restrictions of Data Format Elements [A [DataFormatElementScope](#) defines if a Data Format Element is relevant for the Data Exchange Point. If `inScope == true` then restrictions with severity specify additional constraints and their severity.] ([RS_STDT_00106](#), [RS_STDT_00114](#))

[TPS_STDT_00172] Purpose of [RestrictionWithSeverity](#) [A [RestrictionWithSeverity](#) defines constraints on the model. The severity describes the severity level that is reported in case the restriction is violated.] ([RS_STDT_00114](#))

[TPS_STDT_00173] Purpose of [ValueRestrictionWithSeverity](#) [A [ValueRestrictionWithSeverity](#) defines constraints on the value of a simple attribute (string, integer, float).] ([RS_STDT_00113](#))

[TPS_STDT_00174] Purpose of [MultiplicityRestrictionWithSeverity](#) [A [MultiplicityRestrictionWithSeverity](#) specifies the valid number of occurrences of an element in the current context.] ([RS_STDT_00106](#), [RS_STDT_00110](#))

[TPS_STDT_00175] Purpose of [VariationRestrictionWithSeverity](#) [A [VariationRestrictionWithSeverity](#) specifies constraints on the usage of variation and on the valid binding times.] ([RS_STDT_00125](#))

[TPS_STDT_00176] Context specific Tailoring [The tailoring of a Meta Class can optionally depend on

- the `role` by which an object is aggregated or referenced and
- conditions that depend for instance on `attribute` values (e.g. the value of "category")

] ([RS_STDT_00125](#))

Class	RestrictionWithSeverity (abstract)			
Package	M2::AUTOSARTemplates::CommonStructure::StandardizationTemplate::DataExchangePoint::Common Patterns			
Note	A restriction that has a severity. The severity describes the severity level that is reported in case the restriction is violated.			
Base	ARObject			
Subclasses	ConstraintTailoring , MultiplicityRestrictionWithSeverity , SdgTailoring , UnresolvedReferenceRestrictionWithSeverity , ValueRestrictionWithSeverity , VariationRestrictionWithSeverity			
Attribute	Type	Mult.	Kind	Note
severity	SeverityEnum	1	attr	Severity level that is reported in case the restriction is violated.

Table 6.6: RestrictionWithSeverity

Enumeration	SeverityEnum
Package	M2::AUTOSARTemplates::CommonStructure::StandardizationTemplate::DataExchangePoint
Note	Definition of severity levels.
Aggregated by	RestrictionWithSeverity.severity
Literal	Description
error	Something is not right. High risk of interoperability issues. Tags: atp.EnumerationLiteralIndex=2
info	Something was found that is worth mentioning. Low risk of interoperability issues. Tags: atp.EnumerationLiteralIndex=0
warning	Something might be wrong depending on the context. Medium risk of interoperability issues. Tags: atp.EnumerationLiteralIndex=1

Table 6.7: SeverityEnum

Class	ValueRestrictionWithSeverity			
Package	M2::AUTOSARTemplates::CommonStructure::StandardizationTemplate::DataExchangePoint::DataFormatTailoring			
Note	Specifies valid values of primitive data types. A value is valid if all rules defined by this ValueRestriction evaluate to true.			
Base	ARObject , AbstractValueRestriction , RestrictionWithSeverity			
Aggregated by	PrimitiveAttributeTailoring.valueRestriction			
Attribute	Type	Mult.	Kind	Note
–	–	–	–	–

Table 6.8: ValueRestrictionWithSeverity

Class	AbstractValueRestriction (abstract)			
Package	M2::AUTOSARTemplates::GenericStructure::GeneralTemplateClasses::ModelRestrictionTypes			
Note	Restricts primitive values. A value is valid if all rules that are defined by this restriction evaluate to true.			
Base	ARObject			
Subclasses	PrimitiveAttributeCondition , SdgAbstractPrimitiveAttribute , ValueRestrictionWithSeverity			
Attribute	Type	Mult.	Kind	Note
max	Limit	0..1	attr	Specifies the upper bounds for numeric values.
maxLength	PositiveInteger	0..1	attr	Specifies the maximum number of characters of textual values.
min	Limit	0..1	attr	Specifies the lower bounds for numeric values.
minLength	PositiveInteger	0..1	attr	Specifies the minimal number of characters of textual values.
pattern	RegularExpression	0..1	attr	Defines the exact sequence of characters that are acceptable.

Table 6.9: AbstractValueRestriction

Class	MultiplicityRestrictionWithSeverity			
Package	M2::AUTOSARTemplates::CommonStructure::StandardizationTemplate::DataExchangePoint::DataFormatTailoring			
Note	Restriction that specifies the valid number of occurrences of an element in the current context.			
Base	ARObject , AbstractMultiplicityRestriction , RestrictionWithSeverity			





Class	MultiplicityRestrictionWithSeverity			
Aggregated by	AttributeTailoring.multiplicityRestriction , ClassTailoring.multiplicityRestriction			
Attribute	Type	Mult.	Kind	Note
–	–	–	–	–

Table 6.10: MultiplicityRestrictionWithSeverity

Class	AbstractMultiplicityRestriction (abstract)			
Package	M2::AUTOSARTemplates::GenericStructure::GeneralTemplateClasses::ModelRestrictionTypes			
Note	Restriction that specifies the valid number of occurrences of an element in the current context.			
Base	ARObject			
Subclasses	AttributeCondition , MultiplicityRestrictionWithSeverity , SdgAttribute			
Attribute	Type	Mult.	Kind	Note
lowerMultiplicity	PositiveInteger	0..1	attr	Specifies the minimal number of times an object shall occur. If this primitive attribute is not set, then the object is optional.
upperMultiplicity	PositiveInteger	0..1	attr	Specifies the maximum number of times an object may occur. If this primitive attribute is not set, then there is no limit with respect to the maximum occurrence.
upperMultiplicityInfinite	Boolean	0..1	attr	This explicitly specifies, that the upper multiplicity is NOT restricted. Note: The use of 'upperMultiplicityInfinite' and 'upperMultiplicity' is mutual exclusive.

Table 6.11: AbstractMultiplicityRestriction

Class	VariationRestrictionWithSeverity			
Package	M2::AUTOSARTemplates::CommonStructure::StandardizationTemplate::DataExchangePoint::DataFormatTailoring			
Note	Defines constraints on the usage of variation and on the valid binding times.			
Base	ARObject, AbstractVariationRestriction , RestrictionWithSeverity			
Aggregated by	AttributeTailoring.variationRestriction , ClassTailoring.variationRestriction			
Attribute	Type	Mult.	Kind	Note
–	–	–	–	–

Table 6.12: VariationRestrictionWithSeverity

Class	AbstractVariationRestriction (abstract)			
Package	M2::AUTOSARTemplates::GenericStructure::GeneralTemplateClasses::ModelRestrictionTypes			
Note	Defines constraints on the usage of variation and on the valid binding times.			
Base	ARObject			
Subclasses	SdgAggregationWithVariation, SdgForeignReferenceWithVariation, SdgPrimitiveAttributeWithVariation, VariationRestrictionWithSeverity			
Attribute	Type	Mult.	Kind	Note
validBindingTime	FullBindingTimeEnum	*	attr	List of valid binding times. Tags: xml.sequenceOffset=20





Class	<i>AbstractVariationRestriction</i> (abstract)			
variation	Boolean	0..1	attr	Defines if the AUTOSAR model may define a Variation Point at this location. Tags: xml.sequenceOffset=10

Table 6.13: AbstractVariationRestriction

Enumeration	FullBindingTimeEnum
Package	M2::AUTOSARTemplates::GenericStructure::GeneralTemplateClasses::ModelRestrictionTypes
Note	This enumeration specifies the BindingTimes that can be used in AUTOSAR models.
Aggregated by	AbstractVariationRestriction.validBindingTime
Literal	Description
blueprintDerivationTime	The point in time when an object is created from a blueprint. Tags: atp.EnumerationLiteralIndex=0
codeGenerationTime	<ul style="list-style-type: none"> • Coding by hand, based on requirements document. • Tool based code generation, e.g. from a model. • The model may contain variants. • Only code for the selected variant(s) is actually generated. Tags: atp.EnumerationLiteralIndex=2
linkTime	Configure what is included in object code, and what is omitted Based on which variant(s) are selected E.g. for modules that are delivered as object code (as opposed to those that are delivered as source code) Tags: atp.EnumerationLiteralIndex=4
postBuild	PostBuild is the binding time which is bound latest at startup of the ECU. In other words this is everything between creation of the executable program and startup of the ECU. Tags: atp.EnumerationLiteralIndex=5
preCompileTime	This is typically the C-Preprocessor. Exclude parts of the code from the compilation process, e.g., because they are not required for the selected variant, because they are incompatible with the selected variant, because they require resources that are not present in the selected variant. Object code is only generated for the selected variant(s). The code that is excluded at this stage code will not be available at later stages. Tags: atp.EnumerationLiteralIndex=3
systemDesignTime	<ul style="list-style-type: none"> • Designing the VFB. • Software Component types (PortInterfaces). • SWC Prototypes and the Connections between SWCprototypes. • Designing the Topology • ECUs and interconnecting Networks • Designing the Communication Matrix and Data Mapping Tags: atp.EnumerationLiteralIndex=1

Table 6.14: FullBindingTimeEnum

6.2.6 Effective vs. Serialized Profile

[TPS_STDT_00105] Serialized Profile [

The Serialized Profile of Data Exchange Point is the ARXML Description of a Profile of Data Exchange Points. This ARXML representation

shall explicitly specify the parts of a Profile that deviate from the default values. It may explicitly specify values that do not deviate from the default values.]([RS_STDT_00120](#)) (see section [6.5](#))

[TPS_STDT_00106] Effective Profile [

The Effective Profile of Data Exchange Point is a logical representation of a Profile that provides

- a scope for all AUTOSAR Specifications and their elements and
- a tailoring and restrictions for each Meta Class and Attribute, Constraint, etc.

of a dedicated AUTOSAR revision. It is calculated by applying the default values that are described in section 8.5 whenever the given profile does not explicitly specify a value.]([RS_STDT_00120](#))

For details see section [6.5](#).

6.2.7 Documentation of Rationales

[TPS_STDT_00170] Local documentation of Rationale [

[desc](#) and [introduction](#) of the [SpecElementScope](#) objects can be used to document why something is in scope or tailored in a specific way.]([RS_STDT_00115](#))

[TPS_STDT_00168] Share documentation of Rationale [

A [DocumentElementScope](#) can reference multiple [DataFormatElementReferences](#) in order to document that it is the rationale for the referenced tailorings.]([RS_STDT_00115](#))

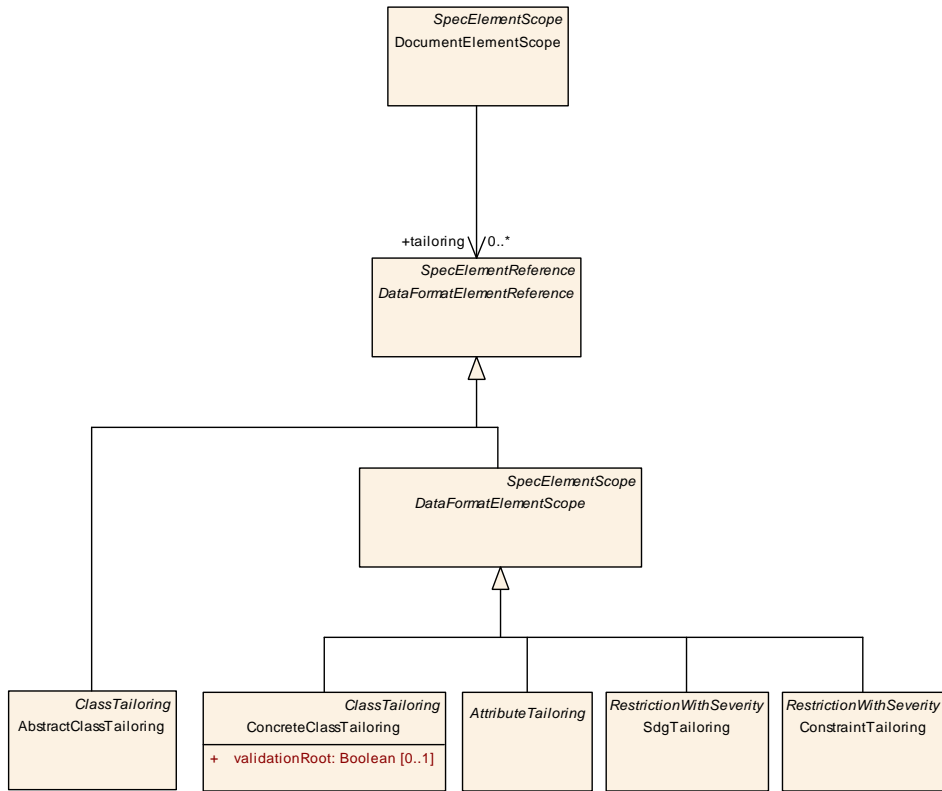


Figure 6.12: Shared Rationale

Class	<i>DataFormatElementReference</i> (abstract)				
Package	M2::AUTOSARTemplates::CommonStructure::StandardizationTemplate::DataExchangePoint::Common Patterns				
Note	Superclass of all references to specification elements that have direct impact on the data exchange format (Meta-Classes, Meta-Attributes, constraints, SdgDefs)				
Base	<i>ARObject</i> , <i>Identifiable</i> , <i>MultilanguageReferrable</i> , <i>Referrable</i> , <i>SpecElementReference</i>				
Subclasses	<i>AbstractClassTailoring</i> , <i>DataFormatElementScope</i>				
Attribute	Type	Mult.	Kind	Note	
–	–	–	–	–	

Table 6.15: DataFormatElementReference

Class	<i>DataFormatElementScope</i> (abstract)				
Package	M2::AUTOSARTemplates::CommonStructure::StandardizationTemplate::DataExchangePoint::Data FormatTailoring				
Note	This class specifies if a Meta Class, Meta Attribute, Constraint or SdgDef is relevant for the Data Exchange Point.				
Base	<i>ARObject</i> , <i>DataFormatElementReference</i> , <i>Identifiable</i> , <i>MultilanguageReferrable</i> , <i>Referrable</i> , <i>SpecElementReference</i> , <i>SpecElementScope</i>				
Subclasses	<i>AttributeTailoring</i> , <i>ConcreteClassTailoring</i> , <i>ConstraintTailoring</i> , <i>SdgTailoring</i>				
Attribute	Type	Mult.	Kind	Note	
–	–	–	–	–	

Table 6.16: DataFormatElementScope

6.2.8 Validation Semantics

[TPS_STDT_00127] Validation Environment [The evaluation of the compliance of an AUTOSAR Model with a profile assumes that:

- The model is loaded and merged according to the `splitable` rules as defined in [6].
- Default values that are standardized by AUTOSAR are applied according to the strategy defined in `PrimitiveAttributeTailoring.defaultValueHandling`.
- Variation is bound (temporarily).

]([RS_STDT_00111](#))

[TPS_STDT_00129] Semantics of `DataFormatElementScope` with `inScope==true` [If `inScope` of `DataFormatElementScope` is true then all attached restrictions are enabled otherwise they are disabled. E.g. If a meta class is out of scope, then the AUTOSAR model may contain an instance of that meta class. However this instance is not subject of validation.] ([RS_STDT_00106](#), [RS_STDT_00121](#))

Figure 6.13 visualizes the semantics of the scope of `DataFormatElementScope`.

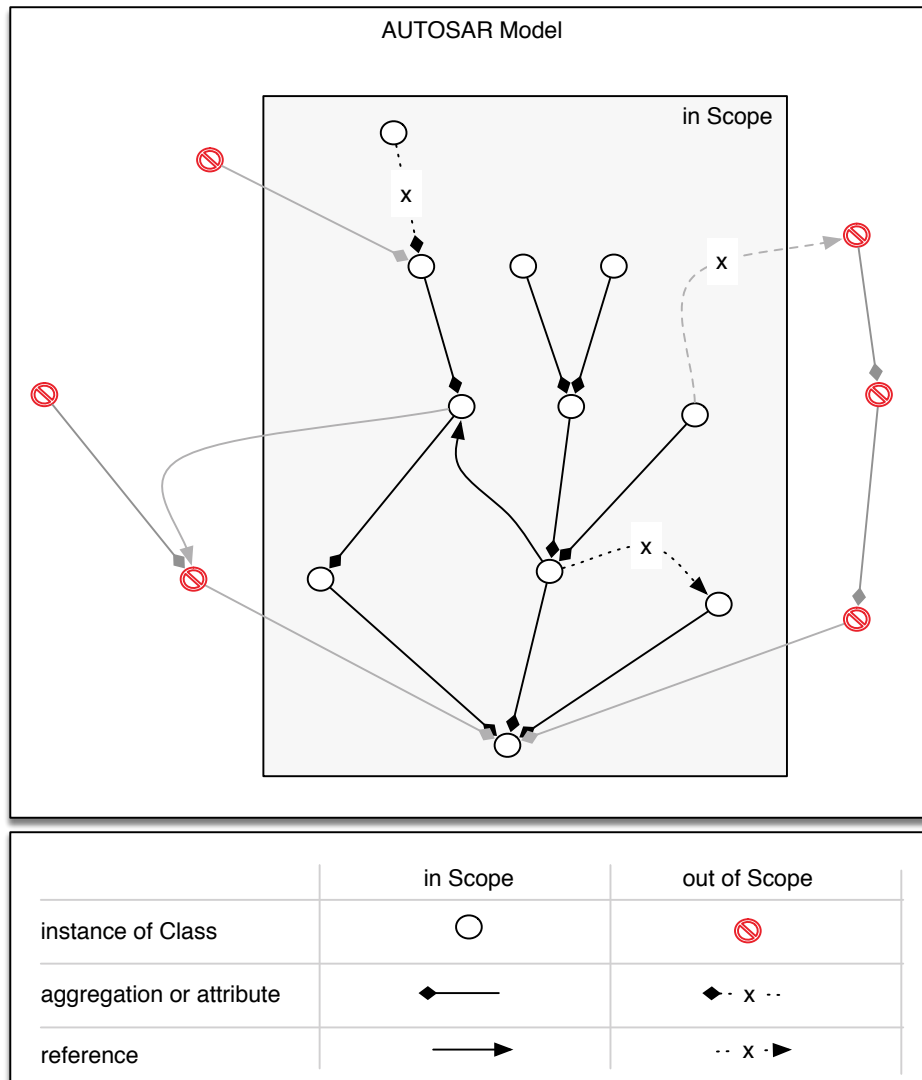


Figure 6.13: Example of AUTOSAR Model with Scoping.

[TPS_STDT_00130] Navigation strategy for validation [The evaluation of the restrictions that are enabled or implied by the profile focuses on the subset of the `AUTOSAR Model` that is reachable from one or more `validationRoot` objects using the following navigation strategy. In contrast to the scoping based on meta classes and attributes as described in [TPS_STDT_00129] this navigation strategy allows to collect all objects in the current model that are actually used directly or indirectly by the instances of `ConcreteClassTailorings` with `inScope==true`. E.g. It can be used to differentiate interfaces that are used from interfaces that are not used. Interfaces that are not used may contain errors while interfaces that are used should be valid.

- Start with an instance of a Meta-Class that is specified as a root element for the validation (`ConcreteClassTailoring.validationRoot==true`). If there are more than one `validationRoot` elements, then the validating tool should support the selection of one or more elements that are subject of validation.

- Follow the aggregations if the following preconditions evaluate to true:
 1. The aggregation is in scope and the aggregation is not explicitly excluded
(`AggregationTailoring.inScope==true AND AggregationTailoring.multiplicityRestriction.upperMultiplicity!=0`) AND
 2. The aggregated object is in scope and it is not explicitly excluded
(`ConcreteClassTailoring.inScope==true AND ConcreteClassTailoring.multiplicityRestriction.upperMultiplicity!=0`)
- Follow the references if the following preconditions evaluate to true:
 1. The reference is in scope and it is not explicitly excluded
(`ReferenceTailoring.inScope==true AND ReferenceTailoring.multiplicityRestriction.upperMultiplicity!=0`) AND
 2. The referneced object is in scope and and not explicitly excluded
(`ConcreteClassTailoring.inScope==true AND ConcreteClassTailoring.multiplicityRestriction.upperMultiplicity!=0`)

]([RS_STDT_00107](#))

Figure 6.14 shows an example of the application of the aforementioned navigation strategy.

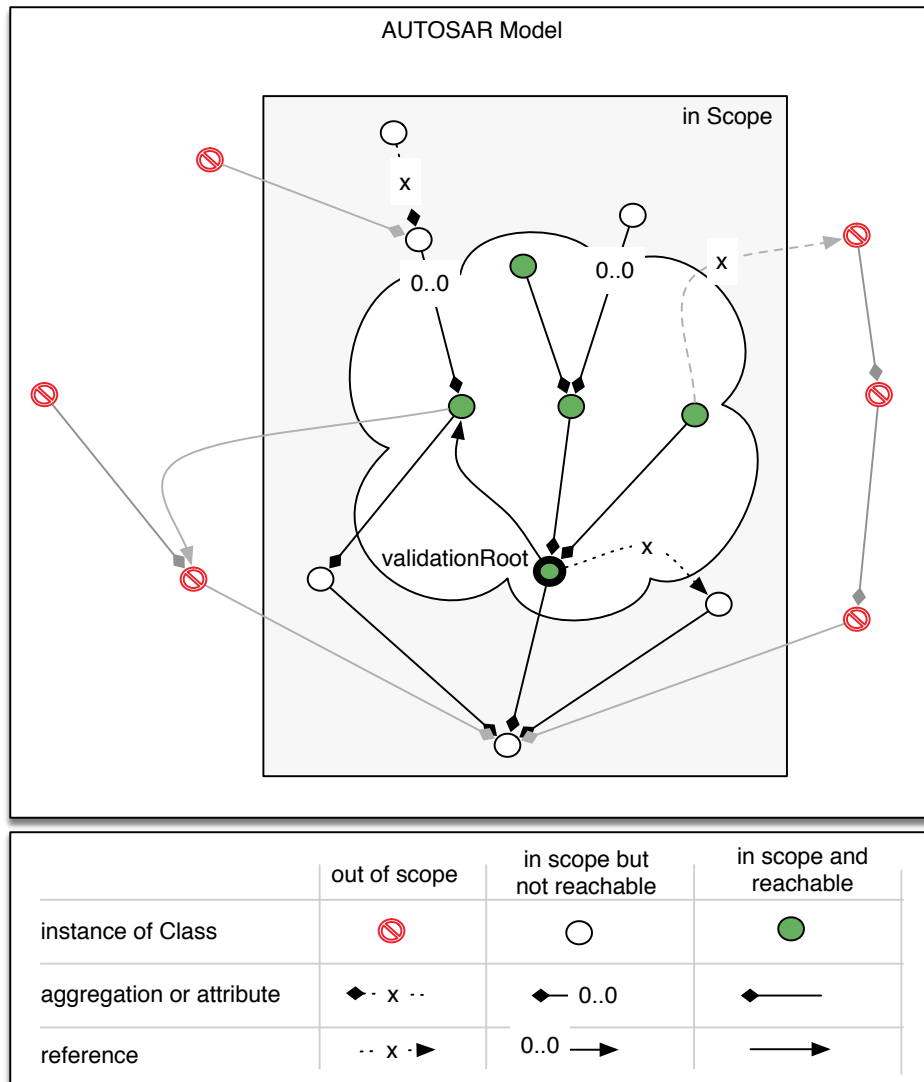


Figure 6.14: Example of AUTOSAR Model with Scoping (Elements that are reachable during validation are marked green)

6.3 Scoping of Specifications

[TPS_STDT_00156] Purpose of **SpecificationScope** [The **SpecificationScope** specifies the subset of AUTOSAR Specifications and AUTOSAR specification elements that is relevant for this **DataExchangePoint**.] ([RS_STDT_00102](#), [RS_STDT_00103](#)) (See 6.15)

[TPS_STDT_00188] Purpose of **SpecificationDocumentScope** [The **SpecificationDocumentScope** if an AUTOSAR or custom specification is in scope of this **DataExchangePoint**. Autosar specifications are identified by their title. Custom specifications are referenced by **SpecificationDocumentScope.customDocumentation**.] ([RS_STDT_00102](#), [RS_STDT_00103](#))

[TPS_STDT_00187] Purpose of DocumentElementScope [The DocumentElementScope specifies if an element in an AUTOSAR or custom specification is relevant for this DataExchangePoint. Elements of Autosar Specifications are identified by their Id (e.g. TPS_STDT_00187) that is composed according to [TPS_STDT_00042] or its name if the specification element is a SPEM Work Definition or SPEM Work Product in the Methodology specification [17]. Custom elements are referenced by DocumentElementScope.customDocumentElement.] (RS_STDT_00102, RS_STDT_00103)

[TPS_STDT_00123] Guidance on how to specify SpecificationDocumentScope and DocumentElementScope [When specifying the SpecificationDocumentScopes and DocumentElementScopes of a Data Exchange Point then the author should focus on Autosar Specifications and Specification Elements that describe the current status of the data and on the description of how the data will be used after data exchange.] (RS_STDT_00102, RS_STDT_00103)

For example, a Profile of Data Exchange Point should refer to the Autosar Specification "Methodology" [17] and should refer to a deliverable. Additionally, it should describe which follow-up activities are intended to be performed based on that deliverable.

However, the author does not need to describe how the deliverable was produced.

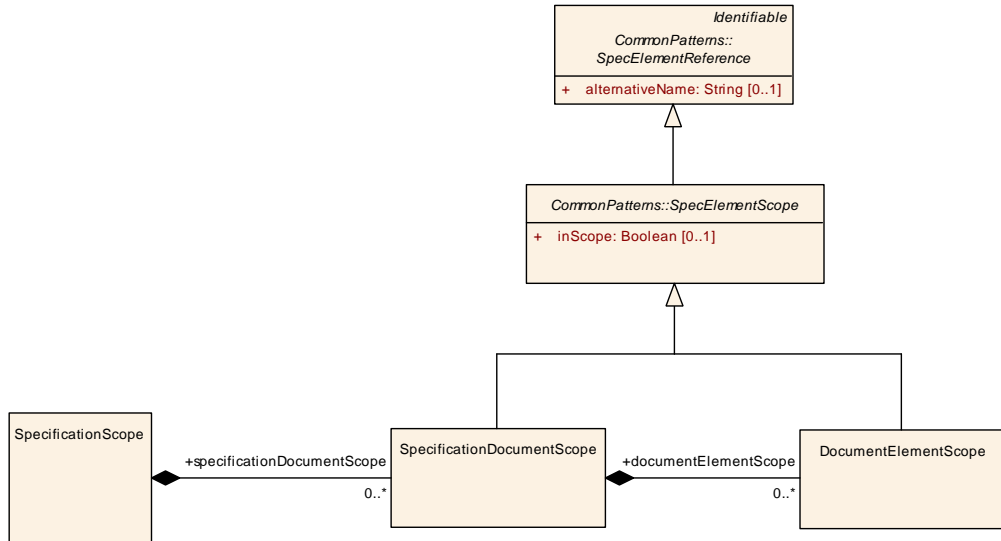


Figure 6.15: Overview SpecificationScope

Class	SpecificationScope
Package	M2::AUTOSARTemplates::CommonStructure::StandardizationTemplate::DataExchangePoint::SpecificationScope
Note	Specification of the relevant subset of Autosar specifications.
Base	ARObject
Aggregated by	DataExchangePoint.specificationScope





Class		SpecificationScope		
Attribute	Type	Mult.	Kind	Note
specification Document Scope	SpecificationDocumentScope	*	aggr	The Autosar or custom specifications that contain that are considered in this Data Exchange Point.

Table 6.17: SpecificationScope

Class		SpecificationDocumentScope		
Package	M2::AUTOSARTemplates::CommonStructure::StandardizationTemplate::DataExchangePoint::SpecificationScope			
Note	Represents a standardized or custom specification document such as Software Component Template, Main Requirements, Specification of Communication, etc. Autosar specifications are referenced via their title.			
Base	ARObject , Identifiable , MultilanguageReferrable , Referrable , SpecElementReference , SpecElementScope			
Aggregated by	SpecificationScope.specificationDocumentScope			
Attribute	Type	Mult.	Kind	Note
custom Documentation	Documentation	0..1	ref	reference to a custom defined specification.
document ElementScope	DocumentElementScope	*	aggr	An element with a name or ID that is specified in the Specification Document.

Table 6.18: SpecificationDocumentScope

Class		DocumentElementScope		
Package	M2::AUTOSARTemplates::CommonStructure::StandardizationTemplate::DataExchangePoint::SpecificationScope			
Note	Specifies if a specification element such as a requirement, specification, deliverable, artifact, task definition or activity is in scope of this data exchange point. The DocumentElementScope may reference all specification elements that have a name or ID. The only exception are Meta Classes, Meta Attribute and constraints which are handled in the Data Format Tailoring section of the Profile of Data Exchange Point. Elements of Autosar specification documents are referenced via their ID (requirement, specification items) or name (deliverable, artifact, task definition or activity)			
Base	ARObject , Identifiable , MultilanguageReferrable , Referrable , SpecElementReference , SpecElementScope			
Aggregated by	SpecificationDocumentScope.documentElementScope			
Attribute	Type	Mult.	Kind	Note
custom Document Element	Traceable	0..1	ref	Reference to a custom defined specification element.
tailoring	DataFormatElementReference	*	ref	Data Format Element that is implied by this element in the specification. Used to share one rationale for more tailorings.

Table 6.19: DocumentElementScope

6.3.1 Addition Constraints

None

6.4 Tailoring of Data Format Elements

[TPS_STDT_00157] Purpose of **DataFormatTailoring** [The **DataFormatTailoring** tailors the AUTOSAR Data Exchange Format for a specific data exchange point. This includes:

- Identification if meta-classes, attributes, constraints, or SDGs are relevant (in-Scope) of the data exchange point.
- Restriction of multiplicities, attribute values and use of variation
- Specification of severities in case a rule is violated
- Declaration of completeness
- Declaration on how to handle AUTOSAR defined default values
- Specification of the structure of Special Data Group
- Definition of the start element and navigation strategy during validation

|(RS_STDT_00106, RS_STDT_00107, RS_STDT_00108, RS_STDT_00109, RS_STDT_00110, RS_STDT_00111, RS_STDT_00113, RS_STDT_00114, RS_STDT_00116, RS_STDT_00123)

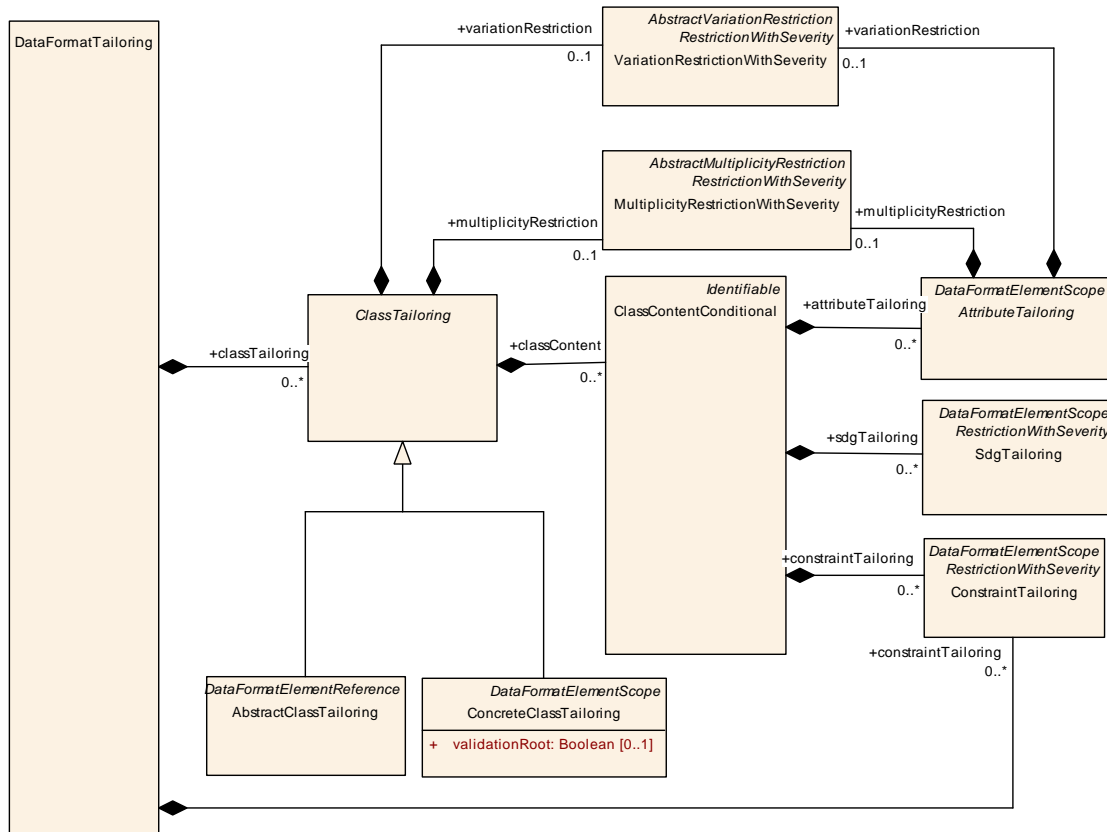


Figure 6.16: Overview of DataFormatTailoring

6.4.1 Tailoring of Classes

6.4.1.1 Description

[TPS_STDT_00145] **Purpose of `ClassTailoring`** [The `ClassTailoring` tailors a `Meta-Class` with respect to the relevant attributes, applicable constraints, number of occurrences, use of variation and the extensibility via Sdgs.] ([RS_STDT_00106](#))

[TPS_STDT_00109] **AUTOSAR Standardized Concrete Meta-Classes** [AUTOSAR standardized concrete meta-classes are specified by concrete UML classes (abstract=false) that are not representing primitive types (no stereotype «primitive», «enumeration») in the AUTOSAR MetaModel [18], sub-packages "M2::AUTOSAR DataFormat" or "M2::MSR".

The reference is established via the name of the UML classes.] ([RS_STDT_00106](#))

[TPS_STDT_00146] **AUTOSAR Standardized Abstract Meta-Classes** [AUTOSAR standardized abstract meta-classes are specified by abstract UML classes (abstract=true) that are not representing primitive types (no stereotype «primitive», «enumeration») in the AUTOSAR Meta Model [18], sub-packages "M2::AUTOSAR DataFormat" or "M2::MSR".

The reference is established via the name of the UML classes.] ([RS_STDT_00106](#))

[TPS_STDT_00177] **Global `ClassTailoring`** [`ClassTailorings` that are directly contained by `DataFormatTailoring` are global `ClassTailorings`. If a global `ConcreteClassTailoring` is `inScope` then its tailorings and restrictions apply for all reachable instances of the class.] ([RS_STDT_00106](#))

[TPS_STDT_00178] **Role Specific `ClassTailoring`** [`ClassTailorings` that are contained by `AggregationTailoring.typeTailoring` or `ReferenceTailoring.typeTailoring` are context specific `ClassTailorings`. Their tailorings and restrictions are applicable if

- `inScope` == true AND
- the object in the AUTOSAR model is aggregated or referenced by the specified role.

] ([RS_STDT_00106](#))

See also examples [B.17](#), [B.18](#) and [B.19](#).

[TPS_STDT_00179] **Conditional `ClassTailoring`** [The content model of a meta-class is tailored via one or more `ClassContentConditionals`. Multiple `ClassContentConditionals` may apply for a single object.] ([RS_STDT_00106](#))

[TPS_STDT_00180] **Invariant Content Model** [If `condition` does not exist, then the tailorings and restrictions defined by this `ClassContentConditional` shall be applied for all instances within the current context.] ([RS_STDT_00106](#))

[TPS_STDT_00181] **Conditional Content Model** [If *condition* is defined, then the restrictions defined by this *ClassContentConditional* shall apply if that condition evaluates to true.] (*RS_STDT_00106*)

See also example [B.20](#).

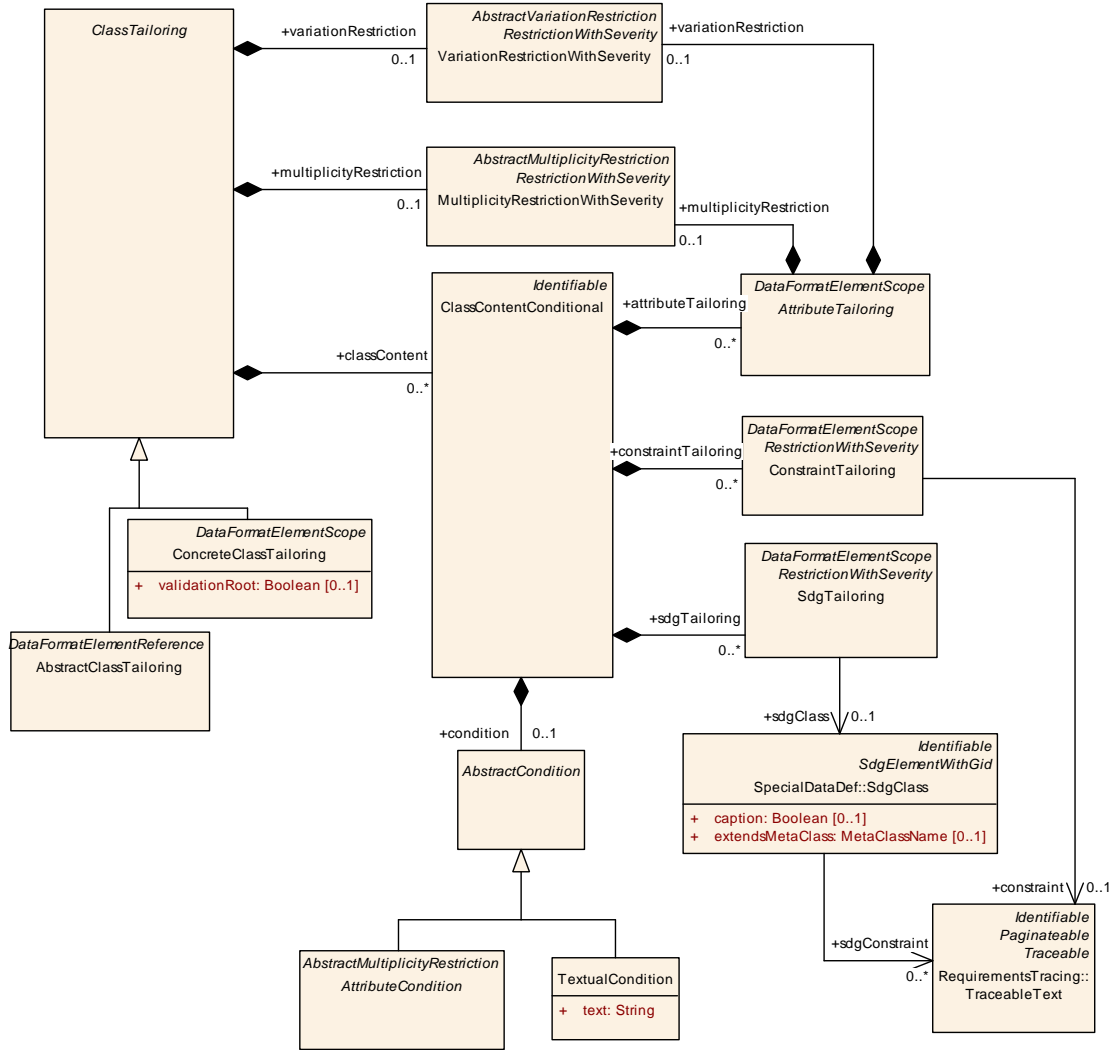


Figure 6.17: Overview of Class Tailoring

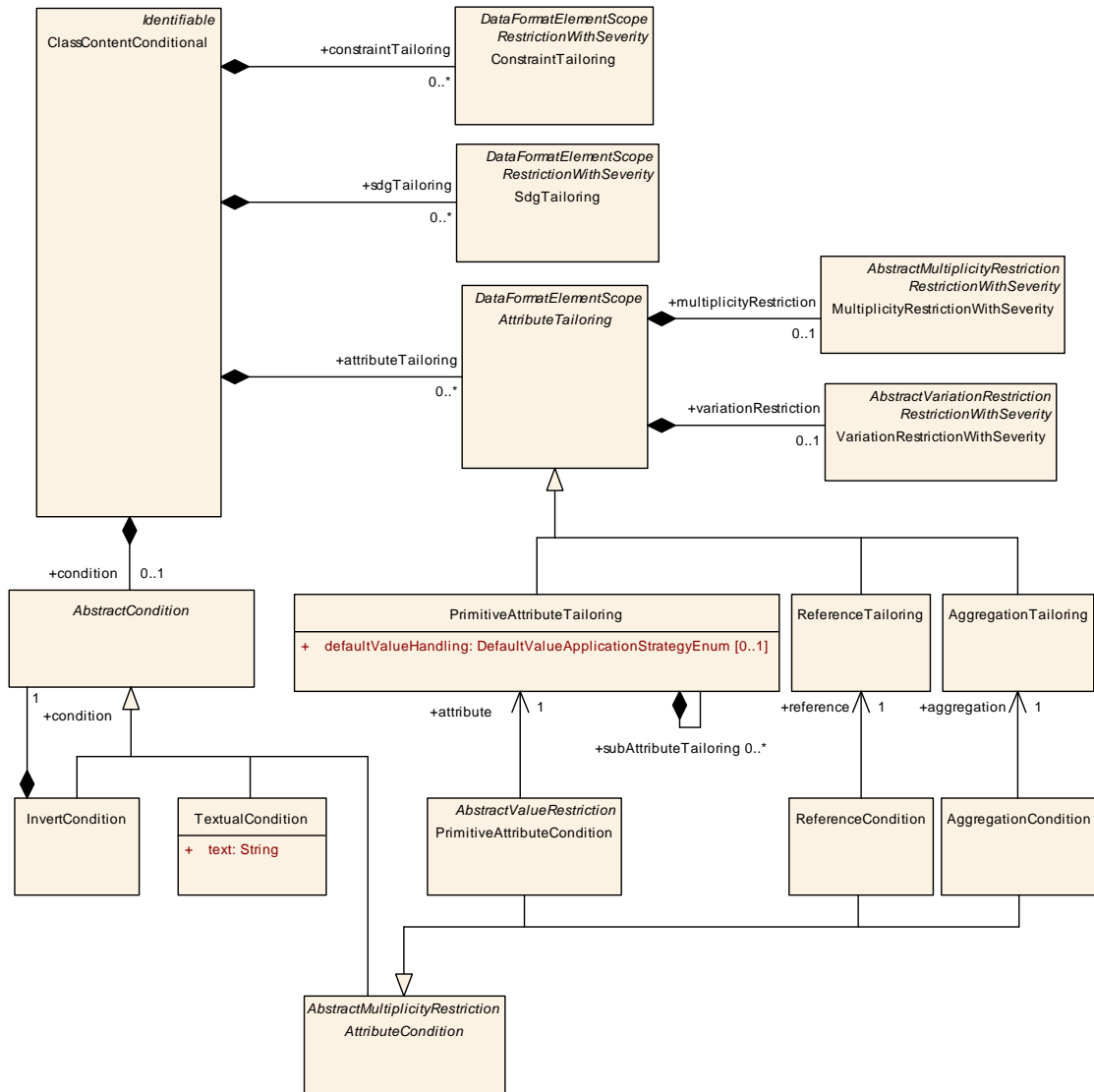


Figure 6.18: Overview of ClassContentConditional

Class	AbstractClassTailoring			
Package	M2::AUTOSARTemplates::CommonStructure::StandardizationTemplate::DataExchangePoint::DataFormatTailoring			
Note	Tailoring of abstract classes in the AUTOSAR meta-model			
Base	<i>ARObject</i> , <i>ClassTailoring</i> , <i>DataFormatElementReference</i> , <i>Identifiable</i> , <i>MultilanguageReferrable</i> , <i>Referrable</i> , <i>SpecElementReference</i>			
Aggregated by	AggregationTailoring.typeTailoring , DataFormatTailoring.classTailoring , ReferenceTailoring.typeTailoring			
Attribute	Type	Mult.	Kind	Note
-	-	-	-	-

Table 6.20: AbstractClassTailoring

Class	AbstractCondition (abstract)			
Package	M2::AUTOSARTemplates::CommonStructure::StandardizationTemplate::DataExchangePoint::DataFormatTailoring			
Note	A premise upon which the fulfillment of an agreement depends			
Base	ARObject			
Subclasses	AttributeCondition , InvertCondition , TextualCondition			
Aggregated by	ClassContentConditional.condition , InvertCondition.condition			
Attribute	Type	Mult.	Kind	Note
–	–	–	–	–

Table 6.21: AbstractCondition

Class	AggregationCondition			
Package	M2::AUTOSARTemplates::CommonStructure::StandardizationTemplate::DataExchangePoint::DataFormatTailoring			
Note	The AggregationCondition evaluates to true, if the referenced aggregation is accepted by all rules of this condition.			
Base	ARObject, AbstractCondition , AbstractMultiplicityRestriction , AttributeCondition			
Aggregated by	ClassContentConditional.condition , InvertCondition.condition			
Attribute	Type	Mult.	Kind	Note
aggregation	AggregationTailoring	1	ref	The aggregation that has to be accepted by the restrictions of this AggregationCondition

Table 6.22: AggregationCondition

Class	AttributeCondition (abstract)			
Package	M2::AUTOSARTemplates::CommonStructure::StandardizationTemplate::DataExchangePoint::DataFormatTailoring			
Note	The AttributeCondition evaluates to true, if the referenced attribute is accepted by all rules of this condition.			
Base	ARObject, AbstractCondition , AbstractMultiplicityRestriction			
Subclasses	AggregationCondition , PrimitiveAttributeCondition , ReferenceCondition			
Aggregated by	ClassContentConditional.condition , InvertCondition.condition			
Attribute	Type	Mult.	Kind	Note
–	–	–	–	–

Table 6.23: AttributeCondition

Class	ClassTailoring (abstract)			
Package	M2::AUTOSARTemplates::CommonStructure::StandardizationTemplate::DataExchangePoint::DataFormatTailoring			
Note	The ClassTailoring is an abstract class that allows the tailoring of its attributes, applicable constraints and Sdgs.			
Base	ARObject			
Subclasses	AbstractClassTailoring , ConcreteClassTailoring			
Aggregated by	AggregationTailoring.typeTailoring , DataFormatTailoring.classTailoring , ReferenceTailoring.typeTailoring			
Attribute	Type	Mult.	Kind	Note
–	–	–	–	–





Class	ClassTailoring (abstract)			
classContent	ClassContentConditional	*	aggr	Specifies the accepted / not accepted content of the class. All rules apply that fulfill the condition of the ClassContentConditional Tags: xml.sequenceOffset=30
multiplicityRestriction	MultiplicityRestrictionWithSeverity	0..1	aggr	Specifies the multiplicity of the class in the current context. Tags: xml.sequenceOffset=10
variationRestriction	VariationRestrictionWithSeverity	0..1	aggr	Specifies restrictions on the usage of variant handling. Tags: xml.sequenceOffset=20

Table 6.24: ClassTailoring

Class	ClassContentConditional				
Package	M2::AUTOSARTemplates::CommonStructure::StandardizationTemplate::DataExchangePoint::DataFormatTailoring				
Note	Specifies the valid content of the class. The content can optionally depend on a condition. (E.g. value of attribute 'category')				
Base	<i>ARObject</i> , <i>Identifiable</i> , <i>MultilanguageReferrable</i> , <i>Referrable</i>				
Aggregated by	ClassTailoring.classContent				
Attribute	Type	Mult.	Kind	Note	
attributeTailoring	AttributeTailoring	*	aggr	Tailorings of the owned and inherited attributes of this Meta Classes Tags: xml.sequenceOffset=20	
condition	AbstractCondition	0..1	aggr	The rules on the content of this class are enabled if the condition validates to true. Tags: xml.sequenceOffset=10	
constraintTailoring	ConstraintTailoring	*	aggr	Specification of tailorings of Constraints of that are owned by this Meta Classes Tags: xml.sequenceOffset=30	
sdgTailoring	SdgTailoring	*	aggr	Specification of the applicable Special Data Group Tags: xml.sequenceOffset=40	

Table 6.25: ClassContentConditional

Class	ConcreteClassTailoring				
Package	M2::AUTOSARTemplates::CommonStructure::StandardizationTemplate::DataExchangePoint::DataFormatTailoring				
Note	Tailoring of concrete meta classes.				
Base	<i>ARObject</i> , <i>ClassTailoring</i> , <i>DataFormatElementReference</i> , <i>DataFormatElementScope</i> , <i>Identifiable</i> , <i>MultilanguageReferrable</i> , <i>Referrable</i> , <i>SpecElementReference</i> , <i>SpecElementScope</i>				
Aggregated by	AggregationTailoring.typeTailoring , DataFormatTailoring.classTailoring , ReferenceTailoring.typeTailoring				
Attribute	Type	Mult.	Kind	Note	





Class	ConcreteClassTailoring			
validationRoot	Boolean	0..1	attr	Specification if this concrete Meta-Class is a root element for validation. I.e.: The validation starts at an object of this concrete Meta-Class and continues by following all aggregations and references that are in scope of this Data Exchange Point. Tags: xml.sequenceOffset=10

Table 6.26: ConcreteClassTailoring

Class	InvertCondition			
Package	M2::AUTOSARTemplates::CommonStructure::StandardizationTemplate::DataExchangePoint::DataFormatTailoring			
Note	inverts the nested condition			
Base	<i>ARObject</i> , <i>AbstractCondition</i>			
Aggregated by	ClassContentConditional.condition , InvertCondition.condition			
Attribute	Type	Mult.	Kind	Note
condition	AbstractCondition	1	aggr	The inverted condition

Table 6.27: InvertCondition

Class	PrimitiveAttributeCondition			
Package	M2::AUTOSARTemplates::CommonStructure::StandardizationTemplate::DataExchangePoint::DataFormatTailoring			
Note	The PrimitiveAttributeCondition evaluates to true, if the referenced primitive attribute is accepted by all rules of this condition.			
Base	<i>ARObject</i> , <i>AbstractCondition</i> , <i>AbstractMultiplicityRestriction</i> , <i>AbstractValueRestriction</i> , <i>AttributeCondition</i>			
Aggregated by	ClassContentConditional.condition , InvertCondition.condition			
Attribute	Type	Mult.	Kind	Note
attribute	PrimitiveAttributeTailoring	1	ref	The primitive attribute that has to be accepted by the restrictions of this PrimitiveAttributeCondition

Table 6.28: PrimitiveAttributeCondition

Class	ReferenceCondition			
Package	M2::AUTOSARTemplates::CommonStructure::StandardizationTemplate::DataExchangePoint::DataFormatTailoring			
Note	The ReferenceCondition evaluates to true, if the referenced reference is accepted by all rules of this condition.			
Base	<i>ARObject</i> , <i>AbstractCondition</i> , <i>AbstractMultiplicityRestriction</i> , <i>AttributeCondition</i>			
Aggregated by	ClassContentConditional.condition , InvertCondition.condition			
Attribute	Type	Mult.	Kind	Note
reference	ReferenceTailoring	1	ref	The reference that has to be accepted by the restrictions of this ReferenceCondition

Table 6.29: ReferenceCondition

Class	TextualCondition			
Package	M2::AUTOSARTemplates::CommonStructure::StandardizationTemplate::DataExchangePoint::DataFormatTailoring			
Note	Specifies additional conditions for one or more model elements. The condition is described using human language.			
Base	ARObject, AbstractCondition			
Aggregated by	ClassContentConditional.condition, InvertCondition.condition			
Attribute	Type	Mult.	Kind	Note
text	String	1	attr	Human language description of the condition.

Table 6.30: TextualCondition

6.4.1.2 Additional Constraints

[constr_2612] **shortName** of **ConcreteClassTailoring** shall match the name of an AUTOSAR specified concrete meta-class [shortName of ConcreteClassTailoring shall match the name of an AUTOSAR specified concrete meta-class).]()

[constr_2613] **shortName** of **AbstractClassTailoring** shall match the name of an AUTOSAR specified abstract meta-class [shortName of AbstractClassTailoring shall match the name of an AUTOSAR specified abstract meta-class).]()

[constr_2614] **PrimitiveAttributeCondition.attribute** shall reference invariant owned **PrimitiveAttributeTailoring**, only [The following conditions need to evaluate to true for PrimitiveAttributeCondition.attribute:

- The referenced PrimitiveAttributeTailoring is owned by an ClassContentConditional that has no condition (invariant class content) **AND**
- The ClassContentConditional that owns the referenced PrimitiveAttributeTailoring and the ClassContentConditional that owns this PrimitiveAttributeCondition are owned by the same ClassTailoring.

]()

[constr_2615] **AggregationCondition.aggregation** shall reference invariant owned **AggregationTailoring**, only [The following conditions need to evaluate to true for AggregationCondition.aggregation:

- The referenced AggregationTailoring is owned by an ClassContentConditional that has no condition (invariant class content) **AND**
- The ClassContentConditional that owns the referenced AggregationTailoring and the ClassContentConditional that owns this AggregationCondition are owned by the same ClassTailoring.

]()

[constr_2616] ReferenceCondition.reference shall reference invariant owned ReferenceTailoring, only [The following conditions need to evaluate to true for ReferenceCondition.reference:

- The referenced ReferenceTailoring is owned by an ClassContentConditional that has no condition (invariant class content) **AND**
- The ClassContentConditional that owns the referenced ReferenceTailoring and the ClassContentConditional that owns this ReferenceCondition are owned by the same ClassTailoring.

]()

[constr_2617] ClassTailoring.variationRestriction only applicable for «atpVariation» classes [If the tailored meta class is not marked with stereotype «atpVariation» then ClassTailoring.variationRestriction shall not be defined.]

()

6.4.1.3 Additional Validation Semantics for Reachable Elements

[TPS_STDT_00163] Validation Semantics of ConcreteClassTailoring [If ConcreteClassTailoring.inScope = true then the restrictions that are defined for this class are evaluated. If the restrictions are violated then a validation message with the specified severity shall be created.](RS_STDT_00106, RS_STDT_00121)

[TPS_STDT_00182] Validation Semantics of AbstractClassTailoring [AbstractClassTailorings may be used in order to define restrictions that shall apply for all instances of this class.](RS_STDT_00106)

[TPS_STDT_00107] Validation Semantics of global ConcreteClassTailoring.multiplicityRestriction with validationRoot==true [If the ConcreteClassTailoring is directly aggregated by DataFormatTailoring.classTailoring and ConcreteClassTailoring.validationRoot==true then the MultiplicityRestrictionWithSeverity is evaluated for all instances of the concrete meta class in the context of the complete model (not only the reachable elements). This evaluation can happen before the set of reachable elements is calculated.](RS_STDT_00106, RS_STDT_00123)

Example 6.2 specifies a ConcreteClassTailoring of a class that is used as validationRoot element. The Validation semantics is: the complete model shall contain exactly one System.

```
<DATA-EXCHANGE-POINT>
  <SHORT-NAME>MyExchangePointSystem</SHORT-NAME>
  <!-- -->
  <DATA-FORMAT-TAILORING>
    <CLASS-TAILORINGS>
      <CONCRETE-CLASS-TAILORING>
        <SHORT-NAME>System</SHORT-NAME>
        <DESC>
```

```

        <L-2 L="EN">The complete model shall contain exactly one 'System'
        </L-2>
    </DESC>
    <IN-SCOPE>>true</IN-SCOPE>
    <MULTIPLICITY-RESTRICTION>
        <SEVERITY>ERROR</SEVERITY>
        <LOWER-MULTIPLICITY>1</LOWER-MULTIPLICITY>
        <UPPER-MULTIPLICITY>1</UPPER-MULTIPLICITY>
    </MULTIPLICITY-RESTRICTION>
    <VALIDATION-ROOT>>true</VALIDATION-ROOT>
</CONCRETE-CLASS-TAILORING>
</CLASS-TAILORINGS>
</DATA-FORMAT-TAILORING>
</DATA-EXCHANGE-POINT>
    
```

Listing 6.2: Example of Multiplicity Restriction of class that is used as validation root element

[TPS_STDT_00108] Validation Semantics of global `ConcreteClassTailoring.multiplicityRestriction` with `validationRoot==false` [

If the `ConcreteClassTailoring` is directly aggregated by `DataFormatTailoring.classTailoring` and `ConcreteClassTailoring.validationRoot==false` then the `MultiplicityRestrictionWithSeverity` is evaluated for each instance of a reference and aggregation individually. I.e. for all reachable instances of references and all reachable instances of aggregations that have a type which is identical to the tailored meta class, the number of referenced / contained objects which are an instance of the tailored meta class is determined and evaluated with respect to the `MultiplicityRestrictionWithSeverity`.] ([RS_STDT_00106](#))

Example 6.3 specifies a `ConcreteClassTailoring` of a class that is not used as `validationRoot` element.

The validation semantics of the example is: In the set of reachable elements no instances of references to `FlexrayFrames` are allowed. Additionally, not instances of aggregations that contain `FlexrayFrames` are allowed.

Note that `FlexrayFrames` might exist in parts of the model that are not reachable from selected validation root elements.

```

<DATA-EXCHANGE-POINT>
    <SHORT-NAME>MyExchangePointFlexray</SHORT-NAME>
    <!-- -->
    <DATA-FORMAT-TAILORING>
        <CLASS-TAILORINGS>
            <CONCRETE-CLASS-TAILORING>
                <SHORT-NAME>FlexrayFrame</SHORT-NAME>
                <DESC>
                    <L-2 L="EN">
                        The set of reachable elements shall not contain
                        any FlexrayFrames.
                        Note that FlexrayFrames might exist in parts of the model that
                        are not reachable from the validation root element. </L-2>
                    </DESC>
                <IN-SCOPE>>true</IN-SCOPE>
            
```

```
<MULTIPLICITY-RESTRICTION>
  <SEVERITY>ERROR</SEVERITY>
  <LOWER-MULTIPLICITY>0</LOWER-MULTIPLICITY>
  <UPPER-MULTIPLICITY>0</UPPER-MULTIPLICITY>
</MULTIPLICITY-RESTRICTION>
<VALIDATION-ROOT>>false</VALIDATION-ROOT>
</CONCRETE-CLASS-TAILORING>
</CLASS-TAILORINGS>
</DATA-FORMAT-TAILORING>
</DATA-EXCHANGE-POINT>
```

Listing 6.3: Example of Multiplicity Restriction of class that is not used as validation root element

[TPS_STDT_00113] Validation Semantics of [AbstractClassTailoring.multiplicityRestriction](#) [If the [AbstractClassTailoring](#) is directly aggregated by [DataFormatTailoring.classTailoring](#) then the [MultiplicityRestrictionWithSeverity](#) is evaluated for each instance of a reference and aggregation individually. I.e. for all reachable instances of references and all reachable instances of aggregations which have a type which is a sub class of the tailored meta class, the number of referenced / contained objects which are an instance of the tailored meta class is determined and evaluated with respect to the [MultiplicityRestrictionWithSeverity](#).] ([RS_STDT_00106](#))

6.4.2 Tailoring of Attributes

6.4.2.1 Description

[TPS_STDT_00144] Purpose of [AttributeTailoring](#) [The [AttributeTailoring](#) specifies if an owned or inherited AUTOSAR [Attribute](#) is in scope and defines which restrictions have to be considered.] ([RS_STDT_00106](#))

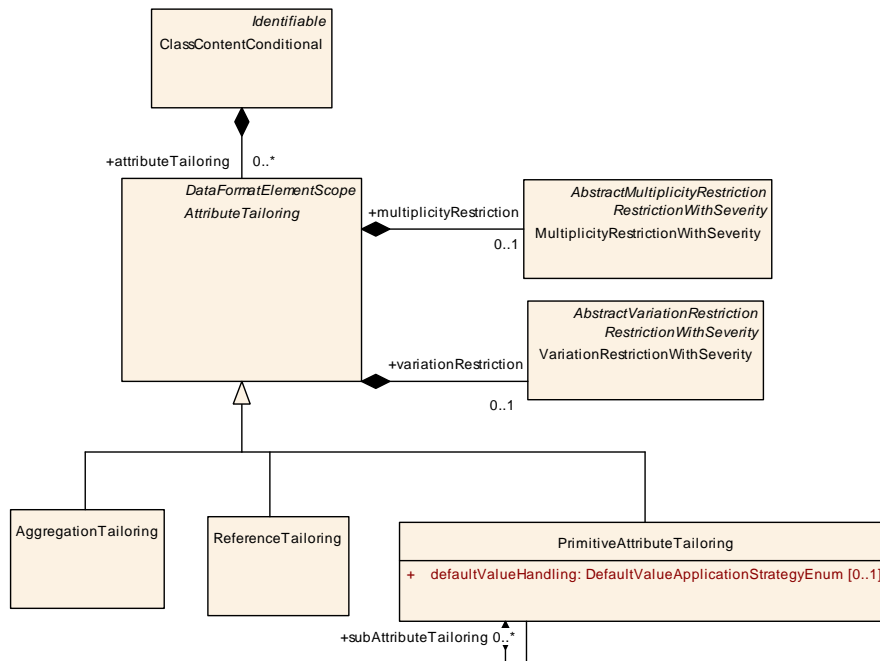


Figure 6.19: Overview of AttributeTailoring

Class	<i>AttributeTailoring</i> (abstract)			
Package	M2::AUTOSARTemplates::CommonStructure::StandardizationTemplate::DataExchangePoint::DataFormatTailoring			
Note	Tailoring of Attributes			
Base	<i>ARObject</i> , <i>DataFormatElementReference</i> , <i>DataFormatElementScope</i> , <i>Identifiable</i> , <i>MultilanguageReferrable</i> , <i>Referrable</i> , <i>SpecElementReference</i> , <i>SpecElementScope</i>			
Subclasses	<i>AggregationTailoring</i> , <i>PrimitiveAttributeTailoring</i> , <i>ReferenceTailoring</i>			
Aggregated by	<i>ClassContentConditional.attributeTailoring</i>			
Attribute	Type	Mult.	Kind	Note
multiplicity Restriction	MultiplicityRestrictionWithSeverity	0..1	aggr	Multiplicity restriction of the attribute Tags: xml.sequenceOffset=10
variation Restriction	VariationRestrictionWithSeverity	0..1	aggr	Restrictions on the usage of variant handling. Tags: xml.sequenceOffset=20

Table 6.31: AttributeTailoring

6.4.2.2 Additional Constraints

[constr_2618] ShortName of AttributeTailoring shall match owned or inherited attributes [The `shortName` shall match the name of an attribute that is owned or inherited by the AUTOSAR meta-class which is identified by the `ClassTailoring` that owns this `AttributeTailoring`.]()

[constr_2619] No AttributeTailoring for Derived or Abstract Attributes [No `AttributeTailorings` are allowed for `Attributes` that are marked with stereotypes `<<atpDerived>>` or `<<atpAbstract>>`.]()

See [TPS_GST_00022] and [TPS_GST_00023] in [6] for more details about the stereotypes <<atpDerived>> and <<atpAbstract>>.

[constr_2624] AttributeTailoring.variationRestriction only applicable for «atpVariation» attributes [If the tailored attribute is not marked with stereotype «atpVariation» then `AttributeTailoring.variationRestriction` shall not be defined.]()

6.4.2.3 Additional Validation Semantics for Reachable Elements

[TPS_STDT_00159] Semantics of Attribute that is in Scope [If `AttributeTailoring.inScope` = true then the restrictions defined for the `AttributeTailoring` apply.](*RS_STDT_00106, RS_STDT_00121*)

[TPS_STDT_00114] MultiplicityRestrictionWithSeverity in the context of ClassTailoring vs. AggregationTailoring/ReferenceTailoring [

- The `MultiplicityRestrictionWithSeverity` that is aggregated via `AggregationTailoring.multiplicityRestriction` evaluates the total number of contained elements per instance of the tailored aggregation.
- The `MultiplicityRestrictionWithSeverity` that is aggregated via `ReferenceTailoring.multiplicityRestriction` evaluates the total number of referenced elements per instance of the tailored reference.
- The `MultiplicityRestrictionWithSeverity` that is aggregated via `ClassTailoring.multiplicityRestriction` evaluates the total number of aggregated or referenced elements that are an instance of the tailored class per instance of aggregation or reference.

](*RS_STDT_00106*)

See also [TPS_STDT_00108], [TPS_STDT_00112] and example B.17

6.4.3 Tailoring of Primitive Attributes

6.4.3.1 Description

[TPS_STDT_00142] Purpose of PrimitiveAttributeTailoring [The `PrimitiveAttributeTailoring` specifies if a owned or inherited `PrimitiveAttribute` is in scope. Additionally, it defines the handling of AUTOSAR specified default values.](*RS_STDT_00106*)

[TPS_STDT_00143] AUTOSAR Standardized Primitive Attributes of Meta-Class [Within the context of a given AUTOSAR meta-class all inherited and owned primitive

attributes that are not marked with <<atpDerived>> or <<atpAbstract>> may be tailored. The reference to the primitive attribute is established via the name of the primitive attribute. | (RS_STDT_00106)

Note: In the context of this specification a primitive attribute is a UML property that has a type that is marked with a stereotype <<primitive>> or <<enumeration>>.

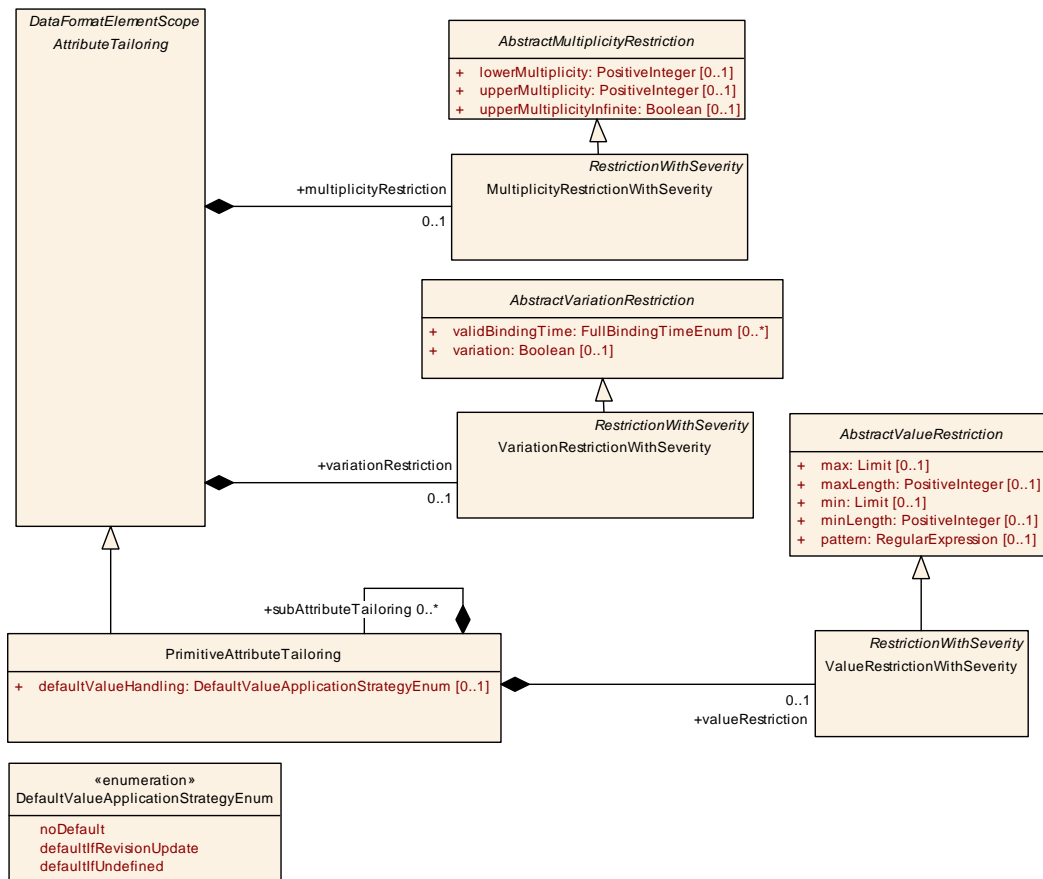


Figure 6.20: Tailoring of Primitive Attributes

Class	PrimitiveAttributeTailoring			
Package	M2::AUTOSARTemplates::CommonStructure::StandardizationTemplate::DataExchangePoint::DataFormatTailoring			
Note	Tailoring of primitive attributes. Primitive attributes are attributes that have a type which is marked by the stereotype <<primitive>> or <<enumeration>>			
Base	ARObject, AttributeTailoring, DataFormatElementReference, DataFormatElementScope, Identifiable, MultilanguageReferrable, Referrable, SpecElementReference, SpecElementScope			
Aggregated by	ClassContentConditional.attributeTailoring, PrimitiveAttributeTailoring.subAttributeTailoring			
Attribute	Type	Mult.	Kind	Note
defaultValueHandling	DefaultValueApplicationStrategyEnum	0..1	attr	Specification of how to handle AUTOSAR defined default values.
subAttributeTailoring	PrimitiveAttributeTailoring	*	aggr	Tailors the attribute of a <<primitive>> data type.
valueRestriction	ValueRestrictionWithSeverity	0..1	aggr	The restriction of the attribute value.

Table 6.32: PrimitiveAttributeTailoring

<i>Enumeration</i>	DefaultValueApplicationStrategyEnum
Package	M2::AUTOSARTemplates::CommonStructure::StandardizationTemplate::DataExchangePoint::DataFormatTailoring
Note	Enumeration that describes how to handle AUTOSAR defined default values. If the strategy requires application of the AUTOSAR defined default value, then the value shall be added before further validation or processing.
Aggregated by	PrimitiveAttributeTailoring.defaultValueHandling
Literal	Description
defaultIfRevisionUpdate	If the AUTOSAR model is older than the Baseline of the Data Exchange Point and the older version did not yet support the attribute, then the AUTOSAR defined default value SHALL be applied before further validation or processing. Tags: atp.EnumerationLiteralIndex=1
defaultIfUndefined	If the AUTOSAR model does not explicitly specify a value, then the apply the AUTOSAR defined default value before further validation or processing. Tags: atp.EnumerationLiteralIndex=2
noDefault	do not apply the AUTOSAR defined default value Tags: atp.EnumerationLiteralIndex=0

Table 6.33: DefaultValueApplicationStrategyEnum

6.4.3.2 Additional Constraints

[constr_2620] **shortName** of [PrimitiveAttributeTailoring](#) shall be a primitive attribute in the referenced Baseline [The [shortName](#) of [PrimitiveAttributeTailoring](#) shall match the name of an AUTOSAR specified primitive attribute of the Meta-Class in the referenced Baseline.]()

6.4.3.3 Additional Validation Semantics for Reachable Elements

No additional validation semantics.

6.4.4 Tailoring of Aggregations

6.4.4.1 Description

[TPS_STDT_00140] **Purpose of [AggregationTailoring](#)** [The [AggregationTailoring](#) specifies if an owned or inherited [Aggregation](#) is in scope.]([RS-STDT_00106](#))

[TPS_STDT_00141] **AUTOSAR Standardized Aggregations of Meta-Class** [Within the context of a given AUTOSAR meta-class all inherited and owned aggregations that are not marked with <<atpDerived>> or <<atpAbstract>> may be tailored.]([RS-STDT_00106](#))

Note: In the context of this specification an aggregation is a UML property that has a type that is NOT marked with a stereotype «primitive» or «enumeration» and aggregation=AggregationKind::composite.

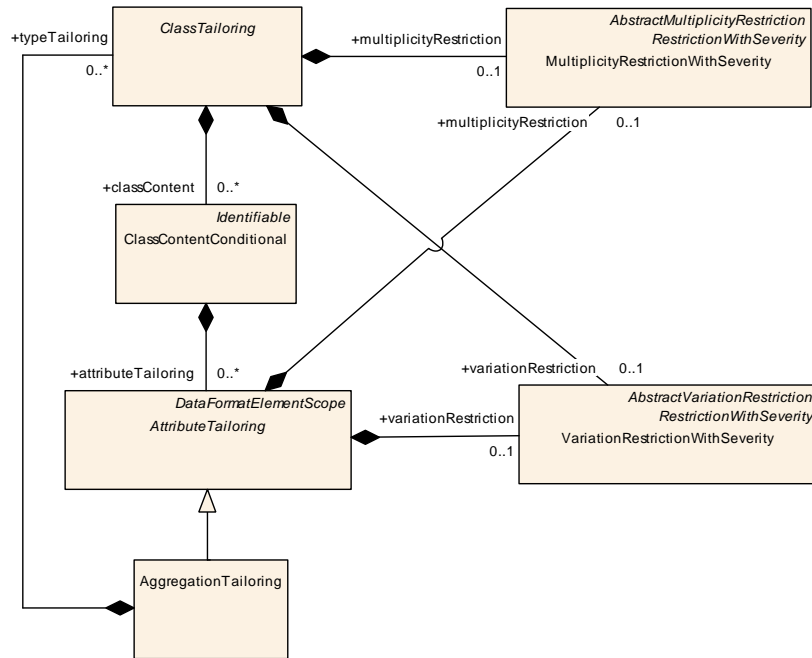


Figure 6.21: Tailoring of Aggregations

Class	AggregationTailoring			
Package	M2::AUTOSARTemplates::CommonStructure::StandardizationTemplate::DataExchangePoint::DataFormatTailoring			
Note	Tailoring of aggregations in the AUTOSAR meta-model			
Base	ARObject, AttributeTailoring, DataFormatElementReference, DataFormatElementScope, Identifiable, MultilanguageReferrable, Referrable, SpecElementReference, SpecElementScope			
Aggregated by	ClassContentConditional.attributeTailoring			
Attribute	Type	Mult.	Kind	Note
typeTailoring	ClassTailoring	*	aggr	Local class tailoring which is applied if the content is contained by this aggregation.

Table 6.34: AggregationTailoring

6.4.4.2 Additional Constraints

[constr_2621] The **shortName** of **AggregationTailoring** shall match the name of an AUTOSAR specified aggregation of the meta-class [The **shortName** of **AggregationTailoring** shall match the name of an AUTOSAR specified aggregation of the meta-class).]()

6.4.4.3 Additional Validation Semantics for Reachable Elements

[TPS_STDT_00112] Validation Semantics of `ClassTailoring.multiplicityRestriction` in the context of `AggregationTailoring.typeTailoring` [If the `ClassTailoring` is directly aggregated by `AggregationTailoring.typeTailoring` then the `MultiplicityRestrictionWithSeverity` is evaluated for each instance the tailored aggregation individually. I.e. for each instance of the tailored aggregation, the number of contained objects which are an instance of the tailored meta class is determined and evaluated with respect to the `MultiplicityRestrictionWithSeverity`.] (*RS_STDT_00106*)

See also example [B.18](#).

6.4.5 Tailoring of References

6.4.5.1 Description

[TPS_STDT_00138] Purpose of `ReferenceTailoring` [The `ReferenceTailoring` specifies if an owned or inherited `Reference` is in scope.] (*RS_STDT_00106*)

[TPS_STDT_00139] AUTOSAR Standardized References of Meta-Class [Within the context of a given AUTOSAR `Meta-Class` all inherited and owned references that are not marked with `<<atpDerived>>` or `<<atpAbstract>>` may be tailored. The reference to the reference is established via the name of the reference.] (*RS_STDT_00106*)

Note: in the context of this specification a reference is a UML property that has a type that is NOT marked with a stereotype `«primitive»` or `«enumeration»` and `aggregation=AggregationKind::none`.

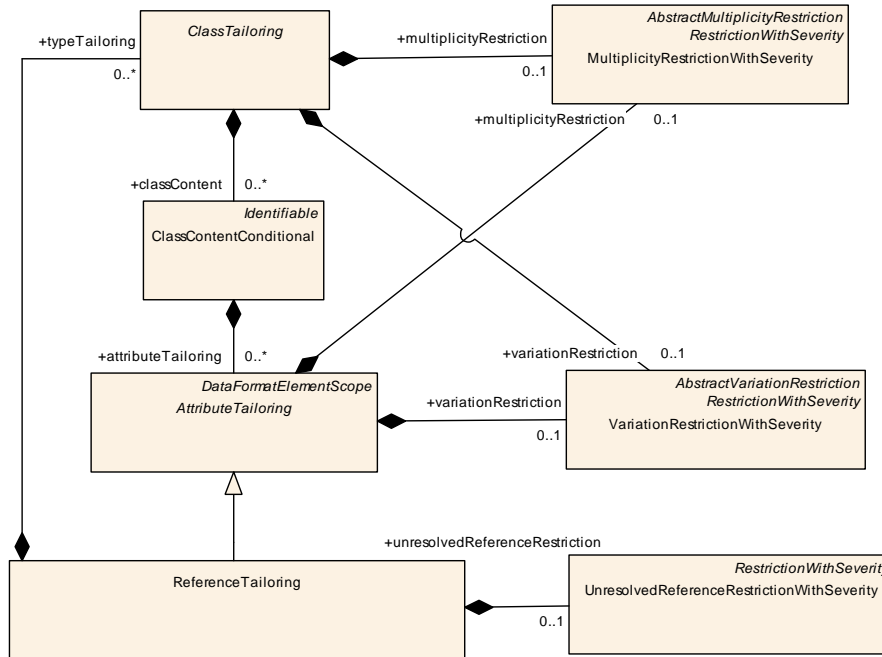


Figure 6.22: Tailoring of References

Class	ReferenceTailoring			
Package	M2::AUTOSARTemplates::CommonStructure::StandardizationTemplate::DataExchangePoint::DataFormatTailoring			
Note	Tailoring of Non-Containment References.			
Base	ARObject, AttributeTailoring, DataFormatElementReference, DataFormatElementScope, Identifiable, MultilanguageReferrable, Referrable, SpecElementReference, SpecElementScope			
Aggregated by	ClassContentConditional.attributeTailoring			
Attribute	Type	Mult.	Kind	Note
typeTailoring	ClassTailoring	*	aggr	Local class tailoring for content that is referenced by this reference.
unresolved Reference Restriction	UnresolvedReferenceRestrictionWithSeverity	0..1	aggr	Specifies the severity of unresolved references.

Table 6.35: ReferenceTailoring

6.4.5.2 Additional Constraints

[constr_2622] The `shortName` of `ReferenceTailoring` shall match the name of an AUTOSAR specified reference of the meta-class [The `shortName` of `ReferenceTailoring` shall match the name of an AUTOSAR specified reference of the meta-class).] ()

6.4.5.3 Additional Validation Semantics for Reachable Elements

[TPS_STDT_00169] Handling of unresolved references [If a reachable object defines an unresolved reference that is referenced by this `ReferenceTailoring` then the `unresolvedReferenceRestriction` specifies the severity of this violation.] (*RS_STDT_00121*)

[TPS_STDT_00119] Validation Semantics of `ClassTailoring.multiplicityRestriction` in the context of `ReferenceTailoring.typeTailoring` [If the `ClassTailoring` is directly aggregated by `ReferenceTailoring.typeTailoring` then the `MultiplicityRestrictionWithSeverity` is evaluated for each instance of the tailored reference individually. I.e. for each instance of the tailored reference, the number of referenced objects which are an instance of the tailored meta class is determined and evaluated with respect to the `MultiplicityRestrictionWithSeverity`.] (*RS_STDT_00106*)

See also example [B.17](#).

6.4.6 Tailoring of Constraints

6.4.6.1 Description

[TPS_STDT_00147] Purpose of `ConstraintTailoring` [The `ConstraintTailoring` specifies if the referenced `Constraint` is enabled for this `DataExchangePoint`.] (*RS_STDT_00108*)

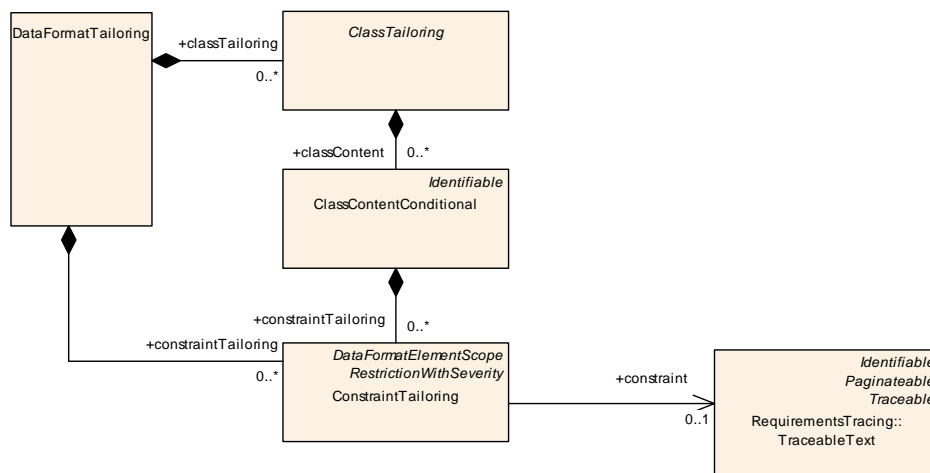


Figure 6.23: Tailoring of Constraints

Class	ConstraintTailoring			
Package	M2::AUTOSARTemplates::CommonStructure::StandardizationTemplate::DataExchangePoint::DataFormatTailoring			
Note	Tailoring of constraints. If a constraint is in scope, then the severity defines its Error Severity Level. If it is not in scope, then the constraint is disabled.			
Base	ARObject, DataFormatElementReference, DataFormatElementScope, Identifiable, MultilanguageReferrable, Referrable, RestrictionWithSeverity, SpecElementReference, SpecElementScope			
Aggregated by	ClassContentConditional.constraintTailoring, DataFormatTailoring.constraintTailoring			
Attribute	Type	Mult.	Kind	Note
constraint	TraceableText	0..1	ref	Reference to custom specification of constraint.

Table 6.36: ConstraintTailoring

6.4.6.2 Additional Constraints

none

6.4.6.3 Additional Validation Semantics for Reachable Elements

[TPS_STDT_00164] Semantics of a Constraint that is out of Scope [If `ConstraintTailoring.inScope` = false then the referenced constraint is disabled.] ([RS_STDT_00108](#), [RS_STDT_00121](#))

[TPS_STDT_00165] Semantics of Constraint that is in Scope [If `ConstraintTailoring.inScope` = true then the referenced constraint is evaluated.] ([RS_STDT_00108](#), [RS_STDT_00121](#))

[TPS_STDT_00125] Trigger for Evaluation of Constraints [

The context in which a `ConstraintTailoring` is specified defines the trigger for the evaluation of the constraint:

- If a `ConstraintTailoring` is aggregated via `ClassContentConditional.constraintTailoring` then the constraint is only evaluated for reachable instances of the tailored `meta class` which fulfill the condition.
- If a `ConstraintTailoring` is aggregated via `DataFormatTailoring.constraintTailoring` then no explicit hint on instances of classes which trigger the evaluation are provided. It is up to the tool implementer to decide on the correct trigger.

Therefore, the author of a Profile of Data Exchange Point should attach `ConstraintTailorings` to `ClassTailorings` whenever this is possible.] ([RS_STDT_00108](#), [RS_STDT_00121](#))

6.4.7 Tailoring of Special Data Groups

6.4.7.1 Description

[TPS_STDT_00132] Purpose of **SdgTailoring** [SdgTailoring specifies if a Sdg-Class (Sdg with a specific gid and structure) may be added to a given MetaClass.] (RS_STDT_00116)

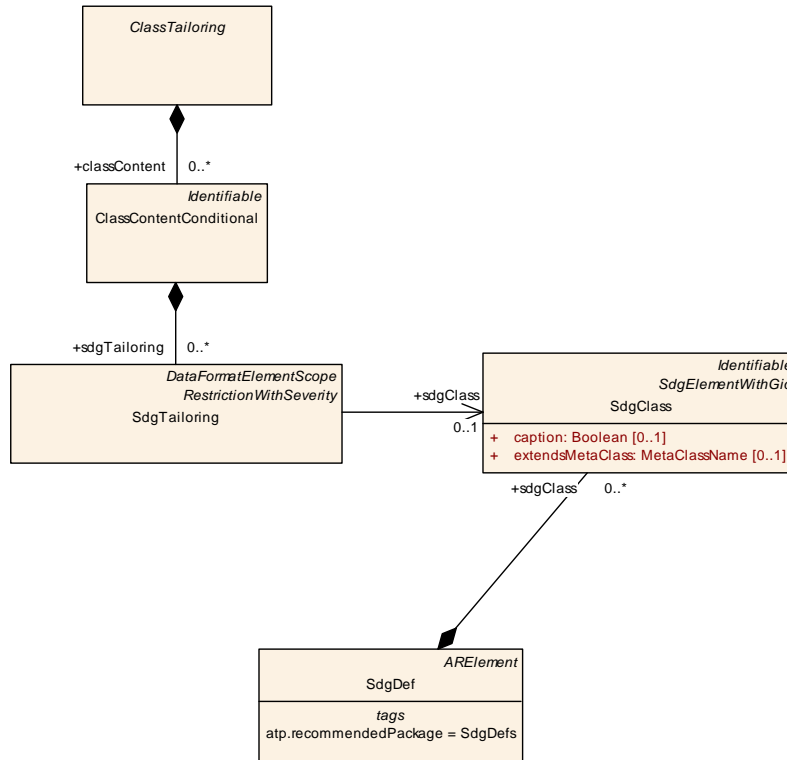


Figure 6.24: Tailoring of Usage of Special Data Groups

Class	SdgTailoring			
Package	M2::AUTOSARTemplates::CommonStructure::StandardizationTemplate::DataExchangePoint::DataFormatTailoring			
Note	Describes if the referenced Sdg may be attached to the current class.			
Base	ARObject, DataFormatElementReference, DataFormatElementScope, Identifiable, MultilanguageReferrable, Referrable, RestrictionWithSeverity, SpecElementReference, SpecElementScope			
Aggregated by	ClassContentConditional.sdgTailoring			
Attribute	Type	Mult.	Kind	Note
sdgClass	SdgClass	0..1	ref	Specification of the structure of the Special Data Group.

Table 6.37: SdgTailoring

6.4.7.2 Additional Constraints

[constr_2623] Referenced **SdgClass** shall be part of a **SdgDef** that is referenced by the **Baseline** [Referenced **SdgClass** shall be part of a **SdgDef** that is referenced by the **Baseline** of this Profile of Data Exchange Point.]()

6.4.7.3 Additional Validation Semantics for Reachable Elements

[TPS_STDT_00167] Semantics of **SdgTailoring** that is in scope [If **SdgTailoring.inScope** == true then Sdg structure of instance of the tailored class shall be evaluated against the structure that is specified by the referenced **SdgClass**.](*RS-STDT_00121*)

6.4.8 Description of Special Data Group Definitions

The Special Data Group Definition **SdgDef** specifies the structure of special data group extensions. For a quick overview see figure 6.25. More detailed information is described in [TPS_GST_00374], [TPS_GST_00375], [TPS_GST_00421] and [TPS_GST_00422] in [6].

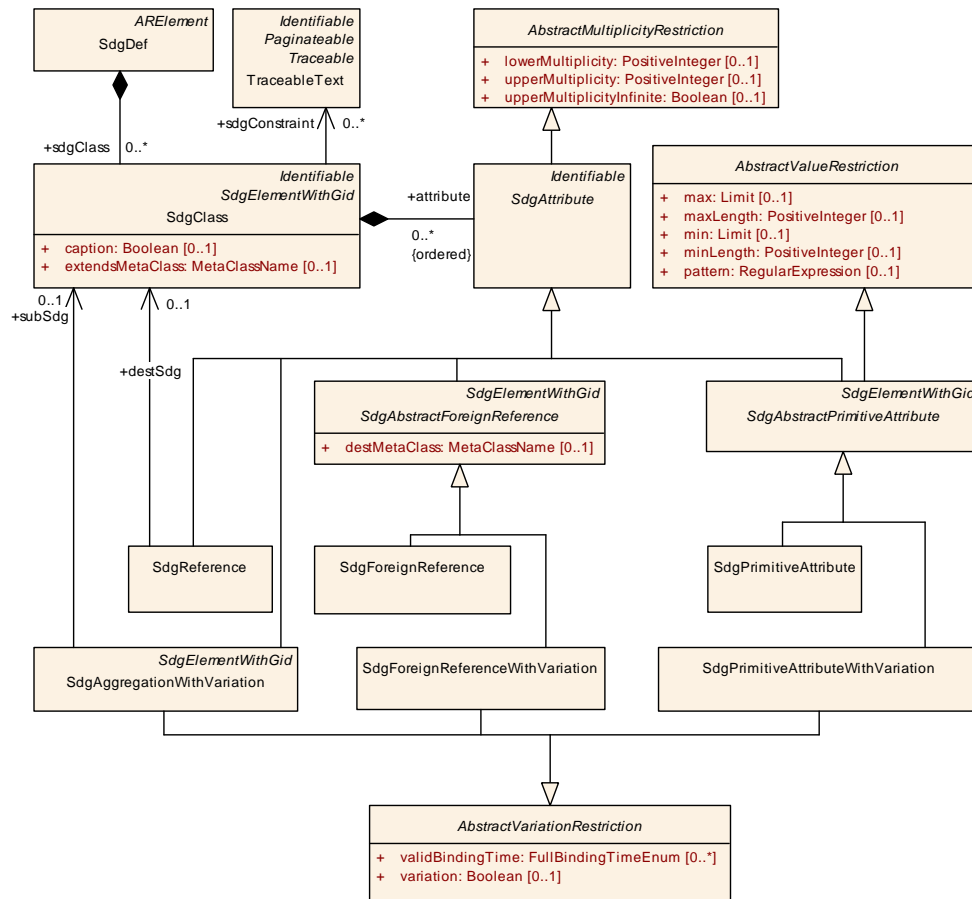


Figure 6.25: Special Data Group Definition

6.4.9 Description of Custom Constraints

6.4.9.1 Description

Custom constraints are documented as `TraceableText` with `category==CONSTRAINT_ITEM` as defined in [TPS_STDT_00059] and [constr_2540]

6.4.9.2 Additional Constraints

none

6.4.9.3 Additional Validation Semantics for Reachable Elements

none

6.5 Default Values in Profiles of Data Exchange Point

This chapter describes rules for default values in `Profile of Data Exchange Points` which apply if a `Profile` does not explicitly specify that information. In addition to these rules AUTOSAR provides `Baseline Profiles` which explicitly declare the default values of the latest AUTOSAR releases.

[TPS_STDT_00191] Purpose of Baseline Profile of Data Exchange Point [

A `Baseline Profile of Data Exchange Point` is a `Profile of Data Exchange Point` that explicitly models the following default values of `ClassTailorings`:

- `inScope` (see [TPS_STDT_00190])
- `validationRoot` (see [TPS_STDT_00196])
- `multiplicityRestriction` (see [TPS_STDT_00197])
- `variationRestriction` (see [TPS_STDT_00200])

Additionally, it specifies the default values of `AttributeTailorings`:

- `inScope` (see [TPS_STDT_00195])
- `multiplicityRestriction` (see [TPS_STDT_00198])
- `variationRestriction` (see [TPS_STDT_00199])
- `defaultValueHandling` (see [TPS_STDT_00204])

](RS_STDT_00105, RS_STDT_00106)

6.5.1 Default Values in `SpecificationScope`

The following rules define the default scope of AUTOSAR Specifications and their contained elements.

[TPS_STDT_00192] Default Scope of AUTOSAR Specifications [

If `SpecificationDocumentScope.inScope` is not explicitly specified for an AUTOSAR Specification then that AUTOSAR Specification is considered as not relevant for the Data Exchange Point.

Default value of `SpecificationDocumentScope.inScope` is false.](*RS_STDT_00102, RS_STDT_00103*)

[TPS_STDT_00193] Default Scope of AUTOSAR Specification Elements [

If `DocumentElementScope.inScope` is not explicitly specified for an element in an AUTOSAR Specification then that element has the same scope as the AUTOSAR Specification that contains it.

Default value of `DocumentElementScope.inScope` is `SpecificationDocumentScope.inScope` of the AUTOSAR Specification that contains the element.](*RS_STDT_00102, RS_STDT_00103*)

6.5.2 Default Values in `DataFormatTailoring`

The following rules define default scope and restrictions with respect to the Data Format.

[TPS_STDT_00190] Default Scope of concrete Meta Classes [

If `ConcreteClassTailoring.inScope` is not explicitly specified for a Meta Class then instances of that Meta Class are considered as not relevant for the Data Exchange Point by default.

Default value of `ConcreteClassTailoring.inScope` is false.](*RS_STDT_00106*)

[TPS_STDT_00196] Default Validation Root of concrete Meta Classes [

If `ConcreteClassTailoring.validationRoot` is not explicitly specified for a Meta Class then instances of that Meta Class are no root elements for the validation by default.

Default value of `ConcreteClassTailoring.validationRoot` is false.](*RS_STDT_00106*)

[TPS_STDT_00197] Default `multiplicityRestriction` of Meta-Classes (when not explicitly specified) [

LifeCycleState of concrete Meta-Class (TPS_GST_-00051)	Default value of <code>ClassTailoring.multiplicityRestriction</code>				Description
	<code>.lowerMultiplicity</code>	<code>.upperMultiplicity</code>	<code>.upperMultiplicityInfinite</code>	<code>.severity</code>	
<code>VALID</code>	0	n/a	true	info	No restrictions. Any number of this class may occur.
<code>DRAFT</code>	0	0	n/a	info	Info Message if <code>DRAFT</code> classes are used
<code>OBSOLETE</code>	0	0	n/a	warning	Warning message if <code>OBSOLETE</code> classes are used
<code>REMOVED</code>	0	0	n/a	error	Error Message if <code>REMOVED</code> classes are used

] ([RS_STDT_00106](#))

[TPS_STDT_00200] Default `variationRestriction` of Meta-Classes with `<<atpVariation>>` (when not explicitly specified) [

vh.latestBindingTime of Meta-Class (TPS_GST_00182)	Default value of <code>ClassTailoring.variationRestriction</code> (when not explicitly specified)		
	<code>.variation</code>	<code>.validBindingTime</code>	<code>.severity</code>
<code>blueprintDerivationTime</code>	true	<code>blueprintDerivationTime</code>	error
<code>systemDesignTime</code>	true	<code>blueprintDerivationTime, systemDesignTime</code>	error
<code>codeGenerationTime</code>	true	<code>blueprintDerivationTime, systemDesignTime, codeGenerationTime</code>	error
<code>preCompileTime</code>	true	<code>blueprintDerivationTime, systemDesignTime, codeGenerationTime, preCompileTime</code>	error
<code>linkTime</code>	true	<code>blueprintDerivationTime, systemDesignTime, codeGenerationTime, preCompileTime, linkTime</code>	error
<code>postBuild</code>	true	<code>blueprintDerivationTime, systemDesignTime, codeGenerationTime, preCompileTime, linkTime, postBuild</code>	error

] ([RS_STDT_00106](#))

[TPS_STDT_00195] Default Scope of Meta Attributes [If `AttributeTailoring.inScope` is not explicitly specified for a Meta Attribute

then occurrences of that `Attribute` are considered as not relevant for the `Data Exchange Point` by default.

Default value of `AttributeTailoring.inScope` is false.]([RS_STDT_00106](#))

[TPS_STDT_00198] Default `multiplicityRestriction` of Meta-Attributes (when not explicitly specified) [

LifeCycleState of Meta-Attribute (TPS_GST_00051)	Default value of <code>AttributeTailoring.multiplicityRestriction</code>				Description
	<code>.lowerMultiplicity</code>	<code>.upperMultiplicity</code>	<code>.upperMultiplicityInfinite</code>	<code>.severity</code>	
VALID	(lower)	(upper)	(upperInf)	info	<p>Multiplicity is not restricted. Same rules apply as in AUTOSAR XSD Schema [19]:</p> <p>if attribute is tagged with <code>'xml.enforceMinMultiplicity=true'</code></p> <p>then</p> <p><code>.lowerMultiplicity</code> = lower multiplicity of attribute as defined in the meta-model.</p> <p>else</p> <p><code>.lowerMultiplicity</code> = 0</p> <p>if (upper multiplicity of attribute in the meta-model is infinite) or (attribute is not marked with <code>xml.attribute=true</code> and it is owned by a class that is marked with stereotypes <code><<atpMixed>></code> or <code><<atpMixed>></code>)</p> <p>then</p> <p><code>.upperMultiplicity</code> = n/a and <code>.upperMultiplicityInfinite</code> = true</p> <p>else</p> <p><code>.upperMultiplicity</code> = upper multiplicity as defined in meta-model and <code>.upperMultiplicityInfinite</code> = n/a.</p>
DRAFT	0	0	n/a	info	Info Message if DRAFT attribute is used
OBSOLETE	0	0	n/a	warning	Warning message if OBSOLETE attribute is used
REMOVED	0	0	n/a	error	Error Message if REMOVED attribute is used

] ([RS_STDT_00106](#))¹

¹see [TPS_XMLSPR_00036], [TPS_XMLSPR_00046], [TPS_XMLSPR_00003] in [20]

[TPS_STDT_00199] Default `variationRestriction` of Meta-Attributes (when not explicitly specified) [

vh.latestBindingTime of Meta-Attribute (TPS_GST_00182)	Default value of <code>AttributeTailoring.variationRestriction</code> (when not explicitly specified)		
	<code>.variation</code>	<code>.validBindingTime</code>	<code>.severity</code>
blueprintDerivationTime	true	{blueprintDerivationTime}	error
systemDesignTime	true	{blueprintDerivationTime, systemDesignTime}	error
codeGenerationTime	true	{blueprintDerivationTime, systemDesignTime, codeGenerationTime}	error
preCompileTime	true	{blueprintDerivationTime, systemDesignTime, codeGenerationTime, preCompileTime}	error
linkTime	true	{blueprintDerivationTime, systemDesignTime, codeGenerationTime, preCompileTime, linkTime}	error
postBuild	true	{blueprintDerivationTime, systemDesignTime, codeGenerationTime, preCompileTime, linkTime, postBuild}	error

]([RS_STDT_00106](#))

[TPS_STDT_00203] Default `PrimitiveAttributeTailoring.valueRestriction` (when not explicitly specified) [

Attribute	Default Value
<code>pattern</code>	<pre> if the type of the primitive attribute specifies <code>xml.xsd.pattern</code> then value of <code>xml.xsd.pattern</code> else * </pre>
<code>max</code>	<pre> if the type of the primitive attribute specifies <code>xml.xsd.maxInclusive</code> that is not <code>+INF</code> then value of <code>xml.xsd.maxInclusive</code> with <code>intervalType=closed</code> else if the type of the primitive attribute specifies <code>xml.xsd.maxExclusive</code> that is not <code>+INF</code> then value of <code>xml.xsd.maxExclusive</code> with <code>intervalType=open</code> else <code>+INF</code> with <code>intervalType=infinite</code> </pre>
<code>min</code>	<pre> if the type of the primitive attribute specifies <code>xml.xsd.minInclusive</code> that is not <code>-INF</code> then value of <code>xml.xsd.minInclusive</code> with <code>intervalType=closed</code> else if the type of the primitive attribute specifies <code>xml.xsd.minExclusive</code> that is not <code>-INF</code> then value of <code>xml.xsd.minExclusive</code> with <code>intervalType=open</code> else <code>-INF</code> with <code>intervalType=infinite</code> </pre>
<code>maxLength</code>	<pre> if the type of the primitive attribute specifies <code>xml.xsd.maxLength</code> then value of <code>xml.xsd.maxLength</code> else <code>+INF</code> </pre>
<code>minLength</code>	<pre> if the type of the primitive attribute specifies <code>xml.xsd.minLength</code> then value of <code>xml.xsd.minLength</code> else 0 </pre>
<code>severity</code>	error

By default the `valueRestriction` of a primitive attribute semantically equals the declaration of its primitive type in the meta-model.

] ([RS_STDT_00113](#))

[TPS_STDT_00204] Default `PrimitiveAttributeTailoring.defaultValueHandling` [

If attribute `PrimitiveAttributeTailoring.defaultValueHandling` is not explicitly specified for a primitive `Attribute` then the no default values are applied by default.

Default value of `PrimitiveAttributeTailoring.defaultValueHandling` is `noDefault`.] ([RS_STDT_00111](#))

[TPS_STDT_00207] Default `ReferenceTailoring.unresolvedReferenceRestriction` [

If `ReferenceTailoring.unresolvedReferenceRestriction` or `ReferenceTailoring.unresolvedReferenceRestriction.severity` are not defined then the default value of `ReferenceTailoring.unresolvedReferenceRestriction.severity` is error.]([RS_STDT_00111](#))

6.6 Compatibility

This section describes the meaning of compatibility of Profiles of Data Exchange Points and defines generic rules for evaluating the compatibility of profiles. Compatibility is a measure for the level of interoperability risk. When evaluating the compatibility of a producer's and consumer's profile, a workflow is assumed where both, the producer and consumer, validate an artifact against their individual profiles. A compatibility analysis shall answer the question "What interoperability issues might arise if an Autosar Model passes the producer's validation and is imported on the consumer's side?" Problems can occur, for example, if the consumer's profile is more restrictive than the producer's profile. On the other hand, an issue on the producer side may not necessarily result in a problem on the consumer side, for example, if only a subset of the data is consumed.

- Note, the compatibility of Profiles of Data Exchange Points does not guarantee the absence of any interoperability issues. This compatibility however is an indicator for a low overall interoperability risk.
- On the other hand, the incompatibility of Profiles of Data Exchange Points does not necessarily imply the presence of interoperability issues. This incompatibility however is an indicator for a high interoperability risk.

[TPS_STDT_00110] Identification of Potential Interoperability Issues [

Potential interoperability risks are identified using the following iterative approach. The approach focuses on early identification of incompatibilities with a high risk of producing interoperability issues. The following steps refer to the effective representation of the profiles as specified in [[TPS_STDT_00106](#)].

1. Compare the high level descriptions in `DataExchangePoint.longName`, `DataExchangePoint.desc` and `DataExchangePoint.introduction` in order to understand if the Profile of Data Exchange Points actually fit to each other with respect to the intended step in the Autosar Methodology. This is a fully manual step. If the profiles relate to completely different steps in the methodology, then an expert discussion about the methodological integration is required.
2. Compare the `Baselines` according to the rules defined in [[TPS_STDT_00183](#)]. If the `Baselines` are compatible then we can continue with the following steps. Otherwise, special caution is required, since specification items, constraints, meta-model elements, etc. might have been added, removed or changed in the `Baselines`. Thus, in addition to the descriptions in the following steps, it

is required to figure out if the changes between the baselines actually affect the compared Profile of Data Exchange Points.

3. Identify matching `SpecElementReference` elements. The key for matching of standardized Specification Elements is the relative `shortName` path that is relative to the `DataExchangePoint`. The key for matching custom Specification Elements is the absolute `shortName` path of the referenced custom element.
 - (a) If there is no matching `SpecElementReference` in the other profile, then expert discussion is needed. This can for instance happen if profiles with incompatible `Baselines` are compared or if custom extensions are used.
 - (b) Otherwise: continue with next steps.
4. Identify not relevant elements: Elements that are not relevant (`SpecElementScope.inScope==false`) in both profiles result in low risk for interoperability issues and are ignored in further analysis.
5. Analyze the `SpecificationScope` (see also section 8.6.2):
 - (a) Compare `SpecificationDocumentScope.inScope` as defined in [TPS_STDT_00128] and [TPS_STDT_00160]. Experts should discuss the identified incompatibilities.
6. Analyze `DataFormatTailoring` (see also section 8.6.3):
 - (a) Compare `ConcreteClassTailoring.inScope` as defined in [TPS_STDT_00101]. Experts should discuss the identified incompatibilities. Suspect `ConcreteClassTailorings` are analyzed in the next steps.
 - (b) Compare `ConcreteClassTailoring.validationRoots`. Expert discussion is required if the values are not identical.
 - (c) Compare `ClassTailoring.multiplicityRestriction` [TPS_STDT_00210] and `ClassTailoring.variationRestrictions` [TPS_STDT_00201]. Experts should discuss the identified incompatibilities. Incompatible restrictions with `severity==error` in the consumer's profile should be handled first, followed by restrictions with `severity==warning` and restrictions with `severity==info`.
 - (d) Compare `ClassTailoring.classContent` [TPS_STDT_00135]. Two `ClassContentConditional` match if the `condition` is equal. Experts should discuss if there is no match in the other profile or if incompatibilities are identified.
 - (e) Compare `ClassContentConditional.attributeTailorings` [TPS_STDT_00131][TPS_STDT_00133][TPS_STDT_00134], `ClassContentConditional.constraintTailorings` [TPS_STDT_00209] and `ClassContentConditional.sdgtailorings` [TPS_STDT_00209].

Experts should discuss the identified incompatibilities. Incompatible restrictions with `severity==error` in the consumer's profile should be handled first, followed by restrictions with `severity==warning` and restrictions with `severity==info`.

](RS_STDT_00118)

6.6.1 Compatibility of **Baseline**

[TPS_STDT_00183] **Compatibility of Baselines** [Baselines are compatible if the following criteria are fulfilled

- `standardRevisions` specify the same revisions of Autosar standards² and
- `customSpecifications` refer to the same set of custom Documentations and
- `customSdgDefs` refer to the same set of SdgDefs.

Otherwise the `Baselines` are not compatible and discussion by engineers is required.](RS_STDT_00118)

6.6.2 Compatibility of **SpecificationScope**

[TPS_STDT_00128] **Compatibility of SpecificationDocumentScopes** [

	SpecificationDocumentScope.inScope of consumer x = COMPATIBLE (<code>inScope</code> equivocal), - = INCOMPATIBLE (<code>inScope</code> NOT equivocal), ? = SUSPECT	
SpecificationDocumentScope.inScope of producer	false	true
false	x	-
true	-	? suspect, further analysis of contained <code>DocumentElementScopes</code> required => see [TPS_STDT_00160]

](RS_STDT_00118)

²Different `standardRevisions` do not automatically result in problems with respect to tool interoperability. Especially, in case the Data Exchange Point relates to parts of the standard that have not changed between the revisions

[TPS_STDT_00160] Compatibility of **DocumentElementScopes** [

	DocumentElementScope.inScope of consumer x = COMPATIBLE (<i>inScope</i> equivocal), - = INCOMPATIBLE (<i>inScope</i> NOT equivocal)	
DocumentElementScope.inScope of producer	false	true
false	x	-
true	-	x

](*RS_STDT_00118*)

6.6.3 Compatibility of **DataFormatTailoring**

[TPS_STDT_00101] Compatibility of **ConcreteClassTailorings** [

	ConcreteClassTailoring.inScope of consumer x = COMPATIBLE (consumer/producer consider the related class as NOT relevant (<i>inScope</i> ==false)), - = INCOMPATIBLE (i.e. <i>ConcreteClassTailoring.inScope</i> are different), ? = suspect (consumer/producer consider the related class as relevant (<i>inScope</i> ==true))	
ConcreteClassTailoring.inScope of producer	false	true
false	x	-
true	-	? Further analysis required

](*RS_STDT_00118*)

[TPS_STDT_00135] Compatibility of **ClassContentConditional** [

Two *ClassContentConditionals* are considered to be incompatible if

- *condition* is not equivalent **OR**
- elements in *attributeTailoring* do not match **OR**
- elements in *constraintTailoring* do not match **OR**
- elements in *sdgTailoring* do not match

Otherwise further analysis is required. See also [TPS_STDT_00131], [TPS_STDT_00133], [TPS_STDT_00134], [TPS_STDT_00209] and [TPS_STDT_00208].](*RS_STDT_00118*)

[TPS_STDT_00136] Compatibility of **AttributeTailoring** [

Two *AttributeTailorings* are considered to be incompatible if

- *multiplicityRestriction* is incompatible [TPS_STDT_00210] **OR**
- *variationRestriction* is incompatible [TPS_STDT_00201]

](RS_STDT_00118)

[TPS_STDT_00131] Compatibility of [AggregationTailoring](#) [

Two [AggregationTailorings](#) are incompatible

- if they are incompatible according to [TPS_STDT_00136] **OR**
- if the elements in [typeTailoring](#) are incompatible.

If no incompatibilities were identified then it is considered as compatible.](RS_STDT_00118)

[TPS_STDT_00133] Compatibility of [ReferenceTailoring](#) [

Two [ReferenceTailorings](#) are incompatible

- if they are incompatible according to [TPS_STDT_00136] **OR**
- if the elements in [typeTailoring](#) are incompatible **OR**
- if [unresolvedReferenceRestriction](#) is incompatible

If no incompatibilities were identified then it is considered as compatible.](RS_STDT_00118)

[TPS_STDT_00134] Compatibility of [PrimitiveAttributeTailoring](#) [

Two [PrimitiveAttributeTailorings](#) are incompatible

- if they are incompatible according to [TPS_STDT_00136] **OR**
- if [defaultValueHandling](#) is not the same **OR**
- if [valueRestriction](#) [TPS_STDT_00205] is incompatible

](RS_STDT_00118)

[TPS_STDT_00209] Compatibility of [SdgTailorings](#) [

Two [SdgTailorings](#) are considered to be compatible if their [sdgClass](#) reference points to the same [SdgClass](#).](RS_STDT_00118)

Note: This definition of compatibility does not cover the case, where two [SdgClass](#) definitions exist at different locations, but boil down to the equivalent [SdgClasses](#). This is accepted for simplicity of validation.

[TPS_STDT_00208] Compatibility of [ConstraintTailorings](#) [

An interoperability risk exists if the severity of a constraint in the producer's profile is less than the severity in the consumer's profile. Another interoperability risk exists, if a custom constraint is referenced and the textual description is not identical in the producer's and consumer's profile. In both cases, expert discussion is needed.]

(RS_STDT_00118)

[TPS_STDT_00210] Compatibility of MultiplicityRestrictionWithSeverity [

	MultiplicityRestrictionWithSeverity of Consumer: x = COMPATIBLE (lowerMultiplicity and upperMultiplicity/ upperMultiplicityInfinite range of the producer, is fully covered by the range of the consumer), - = INCOMPATIBLE				
MultiplicityRestrictionWithSeverity of Producer	0..0	0..1	0..*	1..1	1..*
0..0	x	x	x	-	-
0..1	-	x	x	-	-
0..*	-	-	x	-	-
1..1	-	x	x	x	x
1..*	-	-	x	-	x

](RS_STDT_00118)

[TPS_STDT_00201] Compatibility of VariationRestrictionWithSeverity.variation [

	Value of VariationRestrictionWithSeverity.variation of the Consumer	
Value of VariationRestrictionWithSeverity.variation of the Producer	false	true
false	compatible	compatible
true	incompatible	further evaluation of the VariationRestrictionWithSeverity. validBindingTime attribute is required. See [TPS_STDT_00202]

](RS_STDT_00118)

[TPS_STDT_00202] Compatibility of VariationRestrictionWithSeverity.validBindingTime [

In case the value of VariationRestrictionWithSeverity.variation is true at both the producer's and the consumer's side, further evaluation of the VariationRestrictionWithSeverity.validBindingTime attribute is required. The validBindingTime attributes at the producer's and the consumer's side are considered compatible if the the set of valid binding times of the producer is a subset of the set of valid binding times of the consumer. Otherwise the validBindingTime attributes at the producer's and the consumer's side are considered incompatible.](RS_STDT_00118)

[TPS_STDT_00205] Compatibility of ValueRestrictionWithSeverity [

The compatibility of ValueRestrictionWithSeverity is calculated using the following algorithm:

1. **if** `min` of the producer \geq `min` of the consumer **then**
`min` is compatible. Continue with next attribute. **else**
`ValueRestrictionWithSeverity` is incompatible. Stop comparison.
2. **if** `max` of the producer \leq `max` of the consumer **then**
`max` is compatible. Continue with next attribute. **else**
`ValueRestrictionWithSeverity` is incompatible. Stop comparison.
3. **if** `minLength` of the producer \geq `minLength` of the consumer **then**
`minLength` is compatible. Continue with next attribute. **else**
`ValueRestrictionWithSeverity` is incompatible. Stop comparison.
4. **if** `maxLength` of the producer \leq `maxLength` of the consumer **then**
`maxLength` is compatible. Continue with next attribute. **else**
`ValueRestrictionWithSeverity` is incompatible. Stop comparison.
5. **if** any match to the regular expression defined in the `pattern` attribute at the producer's side also yields a match to the regular expression defined in the `pattern` attribute at the consumer's side³ **then**
`pattern` is compatible. `ValueRestrictionWithSeverity` is compatible
else
`ValueRestrictionWithSeverity` is incompatible. Stop comparison.

](RS_STDT_00118)

[TPS_STDT_00206] Compatibility of `UnresolvedReferenceRestrictionWithSeverity` [

For an existing reference attribute, the `UnresolvedReferenceRestrictionWithSeverity` defines the `severity`, if the given reference path cannot be resolved.

An interoperability problem exists if the `UnresolvedReferenceRestrictionWithSeverity.severity` on the producer side is lower than the `UnresolvedReferenceRestrictionWithSeverity.severity` on the consumer side.]

(RS_STDT_00118)

Note: Unresolved references may happen by mistake or intentionally. For example, unresolved references may be tolerated by the consumer, if the data is not needed for the intended methodology step.

³Note that this basically boils down to computing the intersection to the two languages describe by the two regular expressions and checking whether this intersection is equal to the language described by the regular expression at the producer's side. Since this is a rather complex check it is permissible that a validating tool simply performs a string comparison of the two pattern attributes and treats them as incompatible if the two strings are not equal

A Reference Material

A.1 Requirements Tracing

The following table references the requirements specified in [2] and links to the fulfillments of these.

Requirement	Description	Satisfied by
[RS_STDT_00001]	Shall support and explain Blueprints in general	[TPS_STDT_00002] [TPS_STDT_00027] [TPS_STDT_00042] [TPS_STDT_00065] [TPS_STDT_00067]
[RS_STDT_00002]	Formalized description of BSW SWS	[TPS_STDT_00014] [TPS_STDT_00040] [TPS_STDT_00041] [TPS_STDT_00049] [TPS_STDT_00067] [TPS_STDT_00090] [TPS_STDT_00091]
[RS_STDT_00003]	Shall allow to represent port blueprints	[TPS_STDT_00007] [TPS_STDT_00047] [TPS_STDT_00061] [TPS_STDT_00082]
[RS_STDT_00004]	Shall allow to represent <code>shortName</code> patterns	[TPS_STDT_00003] [TPS_STDT_00047] [TPS_STDT_00055]
[RS_STDT_00005]	Shall support keywords and keyword abbreviations	[TPS_STDT_00004] [TPS_STDT_00012] [TPS_STDT_00068] [TPS_STDT_00069] [TPS_STDT_00070]
[RS_STDT_00006]	Shall be implemented without compatibility problems to existing template	[TPS_STDT_00033] [TPS_STDT_00041] [TPS_STDT_00047]
[RS_STDT_00007]	Shall be based on the AUTOSAR XML schema	[TPS_STDT_00033] [TPS_STDT_00041] [TPS_STDT_00047]
[RS_STDT_00008]	Shall provide means to support analyzing the conformity of implementations with the AUTOSAR standards	[TPS_STDT_00001] [TPS_STDT_00003] [TPS_STDT_00012] [TPS_STDT_00042] [TPS_STDT_00048] [TPS_STDT_00052] [TPS_STDT_00054] [TPS_STDT_00059] [TPS_STDT_00060]
[RS_STDT_00009]	Shall be able to represent requirements stated in SWS	[TPS_STDT_00001] [TPS_STDT_00042] [TPS_STDT_00050] [TPS_STDT_00052] [TPS_STDT_00060]
[RS_STDT_00010]	Shall refer to ECUC parameter definition	[TPS_STDT_00025] [TPS_STDT_00040]
[RS_STDT_00011]	Shall be able to standardize components	[TPS_STDT_00024]
[RS_STDT_00012]	Shall be able to standardize architecture	[TPS_STDT_00024]
[RS_STDT_00013]	Shall be able to express parts of reference paths resp. package hierarchies	[TPS_STDT_00013] [TPS_STDT_00051]
[RS_STDT_00014]	Shall be able to express levels of obligation	[TPS_STDT_00028] [TPS_STDT_00053] [TPS_STDT_00067]
[RS_STDT_00015]	Shall support different Approaches to derive from Blueprints	[TPS_STDT_00028]
[RS_STDT_00016]	Shall be able to express information about the state of model elements	[TPS_STDT_00038]
[RS_STDT_00017]	Shall cover the compatibility of blueprints and derived objects	[TPS_STDT_00005] [TPS_STDT_00008] [TPS_STDT_00051] [TPS_STDT_00072] [TPS_STDT_00085] [TPS_STDT_00086] [TPS_STDT_00087]





Requirement	Description	Satisfied by
[RS_STDT_00018]	Shall allow to describe the dependencies of APIs (e.g. invocation and callback/polling interfaces)	[TPS_STDT_00014] [TPS_STDT_00048] [TPS_STDT_00090] [TPS_STDT_00091]
[RS_STDT_00019]	Shall define the mandatory semantics for a Blueprint	[TPS_STDT_00003] [TPS_STDT_00006] [TPS_STDT_00010] [TPS_STDT_00021] [TPS_STDT_00028] [TPS_STDT_00048]
[RS_STDT_00020]	Shall support variants of a Variable Dataprototype	[TPS_STDT_00028] [TPS_STDT_00030] [TPS_STDT_00044] [TPS_STDT_00045] [TPS_STDT_00046]
[RS_STDT_00021]	Shall support multiple instantiation for an example SWC with Port Blueprint	[TPS_STDT_00003] [TPS_STDT_00036] [TPS_STDT_00037]
[RS_STDT_00022]	Means of exchange format between stakeholders for blueprints	[TPS_STDT_00025]
[RS_STDT_00023]	Shall be able to standardize Alias Names	[TPS_STDT_00011]
[RS_STDT_00024]	Shall be able to standardize Unique Names and Display Names	[TPS_STDT_00031]
[RS_STDT_00025]	Shall be able to standardize life cycle states	[TPS_STDT_00043] [TPS_STDT_00064]
[RS_STDT_00026]	Shall allow to represent port interface blueprints	[TPS_STDT_00009] [TPS_STDT_00066]
[RS_STDT_00027]	Shall allow to evaluate the integrity of Blueprints	[TPS_STDT_00034]
[RS_STDT_00028]	Shall allow to generate BSW "Standard AUTOSAR Interface" description from model	[TPS_STDT_00023] [TPS_STDT_00067]
[RS_STDT_00029]	Shall be able to represent further Blueprints	[TPS_STDT_00014] [TPS_STDT_00015] [TPS_STDT_00016] [TPS_STDT_00017] [TPS_STDT_00018] [TPS_STDT_00019] [TPS_STDT_00020] [TPS_STDT_00022] [TPS_STDT_00023] [TPS_STDT_00026] [TPS_STDT_00035] [TPS_STDT_00049] [TPS_STDT_00079] [TPS_STDT_00083] [TPS_STDT_00084] [TPS_STDT_00090]
[RS_STDT_00030]	Shall allow to standardize package structures	[TPS_STDT_00013] [TPS_STDT_00067]
[RS_STDT_00031]	Shall support general specification items	[TPS_STDT_00042] [TPS_STDT_00056] [TPS_STDT_00057] [TPS_STDT_00058] [TPS_STDT_00089]
[RS_STDT_00032]	Shall be able to provide Blueprints for Roles and Rights	[TPS_STDT_00062]
[RS_STDT_00033]	Shall be able to provide Blueprints for Build Action Manifest	[TPS_STDT_00063] [TPS_STDT_00065]
[RS_STDT_00034]	Blueprinting of Implicit Communication Behavior	[TPS_STDT_00071] [TPS_STDT_00073] [TPS_STDT_00074] [TPS_STDT_00075] [TPS_STDT_00076]
[RS_STDT_00035]	Shall support blueprinting of keywords	[TPS_STDT_00077]
[RS_STDT_00036]	StandardizationTemplate shall specify the representation of requirements in AUTOSAR documents	[TPS_STDT_00078] [TPS_STDT_00094]





Requirement	Description	Satisfied by
[RS_STDT_00037]	Standardization Template shall specify the representation of specification items in AUTOSAR documents	[TPS_STDT_00080]
[RS_STDT_00038]	Standardization Template shall specify the representation of constraint items in AUTOSAR documents	[TPS_STDT_00081] [TPS_STDT_00088]
[RS_STDT_00039]	Standardization Template shall specify the representation of test items in AUTOSAR documents	[TPS_STDT_00029]
[RS_STDT_00040]	Multiplicity of elements in derived objects	[TPS_STDT_00032] [TPS_STDT_00039] [TPS_STDT_00092]
[RS_STDT_00041]	Formalized description of BSW Abstract SWS	[TPS_STDT_00014] [TPS_STDT_00027] [TPS_STDT_00090] [TPS_STDT_00091]
[RS_STDT_00042]	Shall provide the ability to define naming conventions for public symbols	[TPS_STDT_00004] [TPS_STDT_00012] [TPS_STDT_00068] [TPS_STDT_00069] [TPS_STDT_00070]
[RS_STDT_00043]	Standardization Template shall specify the representation of advisory items in AUTOSAR template documents	[TPS_STDT_00093]
[RS_STDT_00101]	Description of Data Exchange Point Shall Provide a Human Readable High-Level Overview	[TPS_STDT_00120] [TPS_STDT_00121]
[RS_STDT_00102]	Description of Data Exchange Point Shall Describe Work Product in Methodology	[TPS_STDT_00100] [TPS_STDT_00102] [TPS_STDT_00103] [TPS_STDT_00104] [TPS_STDT_00123] [TPS_STDT_00156] [TPS_STDT_00187] [TPS_STDT_00188] [TPS_STDT_00192] [TPS_STDT_00193]
[RS_STDT_00103]	Description of Data Exchange Point Shall Describe Intended Use	[TPS_STDT_00100] [TPS_STDT_00102] [TPS_STDT_00103] [TPS_STDT_00104] [TPS_STDT_00123] [TPS_STDT_00124] [TPS_STDT_00156] [TPS_STDT_00187] [TPS_STDT_00188] [TPS_STDT_00192] [TPS_STDT_00193]
[RS_STDT_00104]	Description of Data Exchange Point Shall Describe Tool and Organization	[TPS_STDT_00121]
[RS_STDT_00105]	Description of Data Exchange Point Shall Describe AUTOSAR Revision	[TPS_STDT_00122] [TPS_STDT_00191] [TPS_STDT_00211]
[RS_STDT_00106]	Description of Data Exchange Point Shall Describe Relevant or Excluded Subset of the AUTOSAR Meta-Model	[TPS_STDT_00102] [TPS_STDT_00103] [TPS_STDT_00104] [TPS_STDT_00107] [TPS_STDT_00108] [TPS_STDT_00109] [TPS_STDT_00112] [TPS_STDT_00113] [TPS_STDT_00114] [TPS_STDT_00119] [TPS_STDT_00124] [TPS_STDT_00126] [TPS_STDT_00129] [TPS_STDT_00138] [TPS_STDT_00139] [TPS_STDT_00140] [TPS_STDT_00141] [TPS_STDT_00142] [TPS_STDT_00143] [TPS_STDT_00144] [TPS_STDT_00145] [TPS_STDT_00146] [TPS_STDT_00157] [TPS_STDT_00159] [TPS_STDT_00163] [TPS_STDT_00174] [TPS_STDT_00177] [TPS_STDT_00178] [TPS_STDT_00179] [TPS_STDT_00180] [TPS_STDT_00181] [TPS_STDT_00182] [TPS_STDT_00186] [TPS_STDT_00190]





Requirement	Description	Satisfied by
		[TPS_STDT_00191] [TPS_STDT_00195] [TPS_STDT_00196] [TPS_STDT_00197] [TPS_STDT_00198] [TPS_STDT_00199] [TPS_STDT_00200]
[RS_STDT_00107]	Description of Data Exchange Point Shall Describe Relevant or Excluded Subset of Model	[TPS_STDT_00130] [TPS_STDT_00157]
[RS_STDT_00108]	Description of Data Exchange Point Shall Describe Relevant Constraints	[TPS_STDT_00102] [TPS_STDT_00103] [TPS_STDT_00104] [TPS_STDT_00124] [TPS_STDT_00125] [TPS_STDT_00147] [TPS_STDT_00157] [TPS_STDT_00164] [TPS_STDT_00165]
[RS_STDT_00109]	Description of Data Exchange Point Shall Describe Relevant Spec Items	[TPS_STDT_00102] [TPS_STDT_00103] [TPS_STDT_00104] [TPS_STDT_00124] [TPS_STDT_00157]
[RS_STDT_00110]	Description of Data Exchange Point Shall Describe Model Completeness	[TPS_STDT_00157] [TPS_STDT_00174]
[RS_STDT_00111]	Description of Data Exchange Point Shall Describe Applicability of Default Values	[TPS_STDT_00127] [TPS_STDT_00157] [TPS_STDT_00204] [TPS_STDT_00207]
[RS_STDT_00113]	Description of Data Exchange Point Shall Describe Limitation of Values of Primitive Attributes	[TPS_STDT_00157] [TPS_STDT_00173] [TPS_STDT_00203]
[RS_STDT_00114]	Description of Data Exchange Point Shall Support Severity Levels for Compliance with Individual Rules of the Profile	[TPS_STDT_00126] [TPS_STDT_00157] [TPS_STDT_00172] [TPS_STDT_00186]
[RS_STDT_00115]	Description of Data Exchange Point Shall Describe Rationales of Decisions	[TPS_STDT_00168] [TPS_STDT_00170]
[RS_STDT_00116]	Description of Data Exchange Point Shall Describe Usage of AUTOSAR Extension Mechanisms	[TPS_STDT_00132] [TPS_STDT_00157]
[RS_STDT_00117]	AUTOSAR Shall Provide Guidelines for Comparison of Profiles for Data Exchange Points	[TPS_STDT_00115] [TPS_STDT_00116]
[RS_STDT_00118]	AUTOSAR Shall Provide Guidelines for Compatibility of Profiles for Data Exchange Points	[TPS_STDT_00101] [TPS_STDT_00110] [TPS_STDT_00115] [TPS_STDT_00116] [TPS_STDT_00128] [TPS_STDT_00131] [TPS_STDT_00133] [TPS_STDT_00134] [TPS_STDT_00135] [TPS_STDT_00136] [TPS_STDT_00160] [TPS_STDT_00183] [TPS_STDT_00201] [TPS_STDT_00202] [TPS_STDT_00205] [TPS_STDT_00206] [TPS_STDT_00208] [TPS_STDT_00209] [TPS_STDT_00210]
[RS_STDT_00119]	AUTOSAR Shall provide Rules for Composition of Profiles for Data Exchange Points	[TPS_STDT_00115]
[RS_STDT_00120]	AUTOSAR Shall Provide Support for Handling of Incomplete Profiles for Data Exchange Points	[TPS_STDT_00105] [TPS_STDT_00106]
[RS_STDT_00121]	AUTOSAR Shall Provide Guidance for Checking Compliance of AUTOSAR Model Against Profiles for Data Exchange Points	[TPS_STDT_00117] [TPS_STDT_00118] [TPS_STDT_00125] [TPS_STDT_00129] [TPS_STDT_00159] [TPS_STDT_00163] [TPS_STDT_00164] [TPS_STDT_00165] [TPS_STDT_00167] [TPS_STDT_00169]





Requirement	Description	Satisfied by
[RS_STDT_00123]	AUTOSAR Shall Provide Guidance for Consistency of Profiles for Data Exchange Points	[TPS_STDT_00107] [TPS_STDT_00157]
[RS_STDT_00125]	Support of AUTOSAR Specific Modeling Patterns	[TPS_STDT_00175] [TPS_STDT_00176]

Table A.1: RequirementsTracing

B ARXML Listings

B.1 LifeCycleStateDefinitionGroup

ARXML representation of the `LifeCycleStateDefinitionGroup` and `LifeCycleStates` in AUTOSAR.

```

<!-- LifeCycleStateDefinitionGroup: AutosarLifeCycleStates -->
<LIFE-CYCLE-STATE-DEFINITION-GROUP>
  <SHORT-NAME>AutosarLifeCycleStates</SHORT-NAME>
  <LONG-NAME>
    <L-4 L="EN">Life Cycle Definitions used in AUTOSAR Standards</L-4>
  </LONG-NAME>
  <DESC>
    <L-2 L="EN">This set represents the life cycle definitions used by AUTOSAR on M1 and M2 level. See also [TPS_GST_00051]
      respectively [TPS_GST_00064].</L-2>
  </DESC>
</LIFE-CYCLE-STATE-DEFINITION-GROUP>
<LC-STATES>
  <!-- LifeCycleState: valid -->
  <LIFE-CYCLE-STATE>
    <SHORT-NAME>valid</SHORT-NAME>
    <LONG-NAME>
      <L-4 L="EN">VALID</L-4>
    </LONG-NAME>
    <DESC>
      <L-2 L="EN">This indicates that the related entity is a valid part of the document. This is the default.</L-2>
    </DESC>
  </LIFE-CYCLE-STATE>
  <!-- LifeCycleState: draft -->
  <LIFE-CYCLE-STATE>
    <SHORT-NAME>draft</SHORT-NAME>
    <LONG-NAME>
      <L-4 L="EN">DRAFT</L-4>
    </LONG-NAME>
    <DESC>
      <L-2 L="EN">This indicates that the related entity is introduced newly in the (meta) model but still experimental. This
        information is published but is subject to be changed without backward compatibility management.</L-2>
    </DESC>
  </LIFE-CYCLE-STATE>
  <!-- LifeCycleState: candidate -->
  <LIFE-CYCLE-STATE>
    <SHORT-NAME>candidate</SHORT-NAME>
    <LONG-NAME>
      <L-4 L="EN">CANDIDATE</L-4>
    </LONG-NAME>
    <DESC>
      <L-2 L="EN">This indicates that the entity was introduced by a concept result and is still not validated.</L-2>
    </DESC>
  </LIFE-CYCLE-STATE>
  <!-- LifeCycleState: obsolete -->
  <LIFE-CYCLE-STATE>
    <SHORT-NAME>obsolete</SHORT-NAME>
    <LONG-NAME>
      <L-4 L="EN">OBSOLETE</L-4>
    </LONG-NAME>
    <DESC>
      <L-2 L="EN">This indicates that the related entity is obsolete and kept in the (meta) model for compatibility reasons. </L-2>
    </DESC>
    <INTRODUCTION>
      <P>
        <L-1 L="EN">If this life cycle state is set, the
          <TT TYPE="ARMetaClassRole">LifeCycleInfo.remark</TT> shall express the recommended alternative solution.</L-1>
        </P>
      </INTRODUCTION>
    </LIFE-CYCLE-STATE>
  <!-- LifeCycleState: removed -->
  <LIFE-CYCLE-STATE>
    <SHORT-NAME>removed</SHORT-NAME>
    <LONG-NAME>
      <L-4 L="EN">REMOVED</L-4>
    </LONG-NAME>
    <DESC>
      <L-2 L="EN">This indicates that the related entity is still in the (meta) model for whatever reason. It shall not be used and
        should not even appear in documents. </L-2>
    </DESC>
    <INTRODUCTION>
      <P>
        <L-1 L="EN">An AUTOSAR release does not contain such elements. It is intended for AUTOSAR internal development. <BR/>
        Removed elements are not included in an .arxml delivery but can be referenced in a LifeCycleInformationSet by using the
        <TT TYPE="ARStereotype">atpUriDef</TT> attributes of type
        <TT TYPE="ARMetaClass">Referrable</TT>:
        <TT TYPE="ARMetaClassRole">LifeCycleInfo.lcObject</TT>, respectively
        <TT TYPE="ARMetaClassRole">LifeCycleInfo.useInstead</TT>.</L-1>
        </P>
      </INTRODUCTION>
    </LIFE-CYCLE-STATE>
</LC-STATES>

```

</LIFE-CYCLE-STATE-DEFINITION-GROUP>

Listing B.1: AUTOSAR Standard `LifeCycleStateDefinitionGroup`

B.2 Example Blueprints

B.2.1 Blueprints of `PortInterfaceMapping`

```
<AR-PACKAGE>
  <SHORT-NAME>AUTOSAR</SHORT-NAME>
  <AR-PACKAGES>
    <AR-PACKAGE>
      <SHORT-NAME>PortInterfaces_Blueprint</SHORT-NAME>
      <CATEGORY>BLUEPRINT</CATEGORY>
      <ELEMENTS>
        <SENDER-RECEIVER-INTERFACE>
          <SHORT-NAME NAME-PATTERN="{anyName}">M</SHORT-NAME>
          <DATA-ELEMENTS>
            <VARIABLE-DATA-PROTOTYPE>
              <SHORT-NAME NAME-PATTERN="{anyName}">a</SHORT-NAME>
            </VARIABLE-DATA-PROTOTYPE>
            <VARIABLE-DATA-PROTOTYPE>
              <SHORT-NAME NAME-PATTERN="{anyName}">b</SHORT-NAME>
            </VARIABLE-DATA-PROTOTYPE>
          </DATA-ELEMENTS>
        </SENDER-RECEIVER-INTERFACE>
      </ELEMENTS>
    </AR-PACKAGE>
  </AR-PACKAGES>
</AR-PACKAGE>
```

Listing B.2: Scenario for Blueprints of `PortInterfaceMapping` (1)

```
<AR-PACKAGE>
  <SHORT-NAME>LeftCompany</SHORT-NAME>
  <AR-PACKAGES>
    <AR-PACKAGE>
      <SHORT-NAME>PortInterfaces</SHORT-NAME>
      <ELEMENTS>
        <SENDER-RECEIVER-INTERFACE>
          <SHORT-NAME>S</SHORT-NAME>
          <DATA-ELEMENTS>
            <VARIABLE-DATA-PROTOTYPE>
              <SHORT-NAME>b</SHORT-NAME>
            </VARIABLE-DATA-PROTOTYPE>
            <VARIABLE-DATA-PROTOTYPE>
              <SHORT-NAME>a</SHORT-NAME>
            </VARIABLE-DATA-PROTOTYPE>
          </DATA-ELEMENTS>
        </SENDER-RECEIVER-INTERFACE>
      </ELEMENTS>
    </AR-PACKAGE>
    <AR-PACKAGE>
      <SHORT-NAME>BlueprintMappingSets</SHORT-NAME>
      <ELEMENTS>
        <BLUEPRINT-MAPPING-SET>
          <SHORT-NAME>S_isDerivedFrom_M</SHORT-NAME>
          <DESC>
            <L-2 L="EN">This states <E>that</E> S is derived from M</L-2>
          </DESC>
          <BLUEPRINT-MAPS>
            <BLUEPRINT-MAPPING>
              <BLUEPRINT-REF DEST="PORT-INTERFACE"/>AUTOSAR/PortInterfaces_Blueprint/M</BLUEPRINT-REF>
              <DERIVED-OBJECT-REF DEST="PORT-INTERFACE"/>/LeftCompany/PortInterfaces/S</DERIVED-OBJECT-REF>
            </BLUEPRINT-MAPPING>
          </BLUEPRINT-MAPS>
        </BLUEPRINT-MAPPING-SET>
      </ELEMENTS>
    </AR-PACKAGE>
  </AR-PACKAGES>
  <AR-PACKAGE>
    <SHORT-NAME>PortInterfaceMappingSets_Blueprint</SHORT-NAME>
    <CATEGORY>BLUEPRINT</CATEGORY>
    <ELEMENTS>
      <PORT-INTERFACE-MAPPING-SET>
        <SHORT-NAME NAME-PATTERN="{anyName}">BP</SHORT-NAME>
        <DESC>
          <L-2 L="EN"></L-2>
        </DESC>
        <PORT-INTERFACE-MAPPINGS>
          <VARIABLE-AND-PARAMETER-INTERFACE-MAPPING>
            <SHORT-NAME NAME-PATTERN="{anyName}">SMMMap</SHORT-NAME>
          </VARIABLE-AND-PARAMETER-INTERFACE-MAPPING>
        </PORT-INTERFACE-MAPPINGS>
      </PORT-INTERFACE-MAPPING-SET>
    </ELEMENTS>
  </AR-PACKAGE>
```

```

</DESC>
<DATA-MAPPINGS>
  <DATA-PROTOTYPE-MAPPING>
    <FIRST-DATA-PROTOTYPE-REF DEST="VARIABLE-DATA-PROTOTYPE"/>/AUTOSAR/PortInterfaces_Blueprint/M/a/<FIRST-
      DATA-PROTOTYPE-REF>
    <SECOND-DATA-PROTOTYPE-REF DEST="VARIABLE-DATA-PROTOTYPE"/>/LeftCompany/PortInterfaces/S/b/<SECOND-DATA-
      PROTOTYPE-REF>
    </DATA-PROTOTYPE-MAPPING>
  <DATA-PROTOTYPE-MAPPING>
    <FIRST-DATA-PROTOTYPE-REF DEST="VARIABLE-DATA-PROTOTYPE"/>/AUTOSAR/PortInterfaces_Blueprint/M/b/<FIRST-
      DATA-PROTOTYPE-REF>
    <SECOND-DATA-PROTOTYPE-REF DEST="VARIABLE-DATA-PROTOTYPE"/>/LeftCompany/PortInterfaces/S/a/<SECOND-DATA-
      PROTOTYPE-REF>
    </DATA-PROTOTYPE-MAPPING>
  </DATA-MAPPINGS>
</VARIABLE-AND-PARAMETER-INTERFACE-MAPPING>
</PORT-INTERFACE-MAPPINGS>
</PORT-INTERFACE-MAPPING-SET>
</ELEMENTS>
</AR-PACKAGE>
</AR-PACKAGES>
</AR-PACKAGE>

```

Listing B.3: Scenario for Blueprints of PortInterfaceMapping (2)

```

<AR-PACKAGE>
  <SHORT-NAME>RightCompany</SHORT-NAME>
</AR-PACKAGES>
<AR-PACKAGE>
  <SHORT-NAME>PortInterfaces</SHORT-NAME>
  <ELEMENTS>
    <SENDER-RECEIVER-INTERFACE>
      <SHORT-NAME>R</SHORT-NAME>
      <DATA-ELEMENTS>
        <VARIABLE-DATA-PROTOTYPE>
          <SHORT-NAME>x</SHORT-NAME>
        </VARIABLE-DATA-PROTOTYPE>
        <VARIABLE-DATA-PROTOTYPE>
          <SHORT-NAME>y</SHORT-NAME>
        </VARIABLE-DATA-PROTOTYPE>
      </DATA-ELEMENTS>
    </SENDER-RECEIVER-INTERFACE>
  </ELEMENTS>
</AR-PACKAGE>
<AR-PACKAGE>
  <SHORT-NAME>BlueprintMappingSets</SHORT-NAME>
  <ELEMENTS>
    <BLUEPRINT-MAPPING-SET>
      <SHORT-NAME>R_isDerivedFrom_M</SHORT-NAME>
      <DESC>
        <L-2 L="EN">This states <E>that</E> S is derived from M</L-2>
      </DESC>
      <BLUEPRINT-MAPS>
        <BLUEPRINT-MAPPING>
          <BLUEPRINT-REF DEST="PORT-INTERFACE"/>/AUTOSAR/PortInterfaces_Blueprint/M/<BLUEPRINT-REF>
          <DERIVED-OBJECT-REF DEST="PORT-INTERFACE"/>/RightCompany/PortInterfaces/R/<DERIVED-OBJECT-REF>
        </BLUEPRINT-MAPPING>
      </BLUEPRINT-MAPS>
    </BLUEPRINT-MAPPING-SET>
  </ELEMENTS>
</AR-PACKAGE>
<AR-PACKAGE>
  <SHORT-NAME>PortInterfaceMappingSets_Blueprint</SHORT-NAME>
  <CATEGORY>BLUEPRINT</CATEGORY>
  <ELEMENTS>
    <PORT-INTERFACE-MAPPING-SET>
      <SHORT-NAME NAME-PATTERN="{anyName}">BP</SHORT-NAME>
      <PORT-INTERFACE-MAPPINGS>
        <VARIABLE-AND-PARAMETER-INTERFACE-MAPPING>
          <SHORT-NAME NAME-PATTERN="{anyName}">RMap</SHORT-NAME>
          <DESC>
            <L-2 L="EN">This defines <E>how</E> R is derived (and therefore mapped to) from M</L-2>
          </DESC>
          <DATA-MAPPINGS>
            <DATA-PROTOTYPE-MAPPING>
              <FIRST-DATA-PROTOTYPE-REF DEST="VARIABLE-DATA-PROTOTYPE"/>/AUTOSAR/PortInterfaces_Blueprint/M/a/<FIRST-
                DATA-PROTOTYPE-REF>
              <SECOND-DATA-PROTOTYPE-REF DEST="VARIABLE-DATA-PROTOTYPE"/>/RightCompany/PortInterfaces/R/x/<SECOND-DATA-
                PROTOTYPE-REF>
            </DATA-PROTOTYPE-MAPPING>
            <DATA-PROTOTYPE-MAPPING>
              <FIRST-DATA-PROTOTYPE-REF DEST="VARIABLE-DATA-PROTOTYPE"/>/AUTOSAR/PortInterfaces_Blueprint/M/b/<FIRST-
                DATA-PROTOTYPE-REF>
              <SECOND-DATA-PROTOTYPE-REF DEST="VARIABLE-DATA-PROTOTYPE"/>/RightCompany/PortInterfaces/R/y/<SECOND-DATA-
                PROTOTYPE-REF>
            </DATA-PROTOTYPE-MAPPING>
          </DATA-MAPPINGS>
        </VARIABLE-AND-PARAMETER-INTERFACE-MAPPING>
      </PORT-INTERFACE-MAPPINGS>
    </PORT-INTERFACE-MAPPING-SET>
  </ELEMENTS>
</AR-PACKAGE>
</AR-PACKAGES>

```

</AR-PACKAGE>

Listing B.4: Scenario for Blueprints of PortInterfaceMapping (3)

```

<AR-PACKAGE>
  <SHORT-NAME>Project</SHORT-NAME>
  <AR-PACKAGES>
    <AR-PACKAGE>
      <SHORT-NAME>PortInterfaceMappingSets</SHORT-NAME>
      <ELEMENTS>
        <PORT-INTERFACE-MAPPING-SET>
          <SHORT-NAME>Set1</SHORT-NAME>
          <PORT-INTERFACE-MAPPINGS>
            <VARIABLE-AND-PARAMETER-INTERFACE-MAPPING>
              <SHORT-NAME>SRMap</SHORT-NAME>
              <DESC>
                <L-2 L="EN">This defines <E>how</E> S is mapped R</L-2>
              </DESC>
              <DATA-MAPPINGS>
                <DATA-PROTOTYPE-MAPPING>
                  <FIRST-DATA-PROTOTYPE-REF DEST="VARIABLE-DATA-PROTOTYPE"/>LeftCompany/PortInterfaces/S/b</FIRST-DATA-PROTOTYPE-REF>
                  <SECOND-DATA-PROTOTYPE-REF DEST="VARIABLE-DATA-PROTOTYPE"/>RightCompany/PortInterfaces/R/x</SECOND-DATA-PROTOTYPE-REF>
                </DATA-PROTOTYPE-MAPPING>
                <DATA-PROTOTYPE-MAPPING>
                  <FIRST-DATA-PROTOTYPE-REF DEST="VARIABLE-DATA-PROTOTYPE"/>LeftCompany/PortInterfaces/S/a</FIRST-DATA-PROTOTYPE-REF>
                  <SECOND-DATA-PROTOTYPE-REF DEST="VARIABLE-DATA-PROTOTYPE"/>RightCompany/PortInterfaces/R/y</SECOND-DATA-PROTOTYPE-REF>
                </DATA-PROTOTYPE-MAPPING>
              </DATA-MAPPINGS>
            </VARIABLE-AND-PARAMETER-INTERFACE-MAPPING>
          </PORT-INTERFACE-MAPPINGS>
        </PORT-INTERFACE-MAPPING-SET>
      </ELEMENTS>
    </AR-PACKAGE>
  </AR-PACKAGES>
  <AR-PACKAGE>
    <SHORT-NAME>BlueprintMappingSets</SHORT-NAME>
    <ELEMENTS>
      <BLUEPRINT-MAPPING-SET>
        <SHORT-NAME>ProjectMap1</SHORT-NAME>
        <DESC>
          <L-2 L="EN">This states <E>that</E> SRMap is derived from SMMMap and RMMMap simultaneously</L-2>
        </DESC>
        <BLUEPRINT-MAPS>
          <BLUEPRINT-MAPPING>
            <BLUEPRINT-REF DEST="PORT-INTERFACE-MAPPING"/>LeftCompany/PortInterfaceMappingSets_Blueprint/BP/SMMMap</BLUEPRINT-REF>
            <DERIVED-OBJECT-REF DEST="PORT-INTERFACE-MAPPING"/>Project/PortInterfaceMappingSets/Set1/SRMap</DERIVED-OBJECT-REF>
          </BLUEPRINT-MAPPING>
          <BLUEPRINT-MAPPING>
            <BLUEPRINT-REF DEST="PORT-INTERFACE-MAPPING"/>RightCompany/PortInterfaceMappingSets_Blueprint/BP/RMMMap</BLUEPRINT-REF>
            <DERIVED-OBJECT-REF DEST="PORT-INTERFACE-MAPPING"/>Project/PortInterfaceMappingSets/Set1/SRMap</DERIVED-OBJECT-REF>
          </BLUEPRINT-MAPPING>
        </BLUEPRINT-MAPS>
      </BLUEPRINT-MAPPING-SET>
    </ELEMENTS>
  </AR-PACKAGE>
</AR-PACKAGES>
</AR-PACKAGE>

```

Listing B.5: Scenario for Blueprints of PortInterfaceMapping (4)

B.2.2 Blueprints of VfbTiming

```

<AR-PACKAGES>
  <AR-PACKAGE>
    <SHORT-NAME NAME-PATTERN="{anyName}">VfbTimingBlueprint</SHORT-NAME>
    <CATEGORY>BLUEPRINT</CATEGORY>
    <ELEMENTS>
      <VFB-TIMING>
        <SHORT-NAME>vfbTiming_AccrPedlRat</SHORT-NAME>
        <TIMING-DESCRIPTIONS>
          <TD-EVENT-VARIABLE-DATA-PROTOTYPE>
            <SHORT-NAME>tde_Vdps_AccrPedlRat</SHORT-NAME>
            <IS-EXTERNAL>>false</IS-EXTERNAL>
            <PORT-PROTOTYPE-BLUEPRINT-REF DEST="PORT-PROTOTYPE-BLUEPRINT"/>AUTOSAR/AISpecification/PortPrototypeBlueprints_Blueprint/AccrPedlRat</PORT-PROTOTYPE-BLUEPRINT-REF>
            <DATA-ELEMENT-REF DEST="VARIABLE-DATA-PROTOTYPE"/>AUTOSAR/AISpecification/PortInterfaces_Blueprint/AccrPedlRat1/AccrPedlRat</DATA-ELEMENT-REF>
            <TD-EVENT-VARIABLE-DATA-PROTOTYPE-TYPE>VARIABLE-DATA-PROTOTYPE-SENT</TD-EVENT-VARIABLE-DATA-PROTOTYPE-TYPE>
          </TD-EVENT-VARIABLE-DATA-PROTOTYPE>
          <TD-EVENT-VARIABLE-DATA-PROTOTYPE>
            <SHORT-NAME>tde_Vdpr_AccrPedlRat</SHORT-NAME>
            <IS-EXTERNAL>>false</IS-EXTERNAL>

```

```

<PORT-PROTOTYPE-BLUEPRINT-REF DEST="PORT-PROTOTYPE-BLUEPRINT"/>AUTOSAR/AISpecification/
  PortPrototypeBlueprints_Blueprint/AccrPedlRat</PORT-PROTOTYPE-BLUEPRINT-REF>
<DATA-ELEMENT-REF DEST="VARIABLE-DATA-PROTOTYPE"/>AUTOSAR/AISpecification/PortInterfaces_Blueprint/AccrPedlRat1/
  AccrPedlRat</DATA-ELEMENT-REF>
<TD-EVENT-VARIABLE-DATA-PROTOTYPE-TYPE>VARIABLE-DATA-PROTOTYPE-RECEIVED</TD-EVENT-VARIABLE-DATA-PROTOTYPE-TYPE>
</TD-EVENT-VARIABLE-DATA-PROTOTYPE>
<TD-EVENT-VARIABLE-DATA-PROTOTYPE>
<SHORT-NAME>tde_Vdp_AccrPedlRat</SHORT-NAME>
<IS-EXTERNAL>>false</IS-EXTERNAL>
<PORT-PROTOTYPE-BLUEPRINT-REF DEST="PORT-PROTOTYPE-BLUEPRINT"/>AUTOSAR/AISpecification/
  PortPrototypeBlueprints_Blueprint/AccrPedlRat</PORT-PROTOTYPE-BLUEPRINT-REF>
<DATA-ELEMENT-REF DEST="VARIABLE-DATA-PROTOTYPE"/>AUTOSAR/AISpecification/PortInterfaces_Blueprint/AccrPedlRat1/
  AccrPedlRat</DATA-ELEMENT-REF>
</TD-EVENT-VARIABLE-DATA-PROTOTYPE>
</TIMING-DESCRIPTIONS>
<TIMING-REQUIREMENTS>
<PERIODIC-EVENT-TRIGGERING>
<SHORT-NAME>pet_AccrPedlRat</SHORT-NAME>
<EVENT-REF DEST="TD-EVENT-VARIABLE-DATA-PROTOTYPE"/>VfbTimingBlueprint/vfbTiming_AccrPedlRat/tde_Vdp_AccrPedlRat
  </EVENT-REF>
<JITTER>
  <CSE-CODE>0</CSE-CODE>
  <CSE-CODE-FACTOR>1</CSE-CODE-FACTOR>
</JITTER>
<PERIOD>
  <CSE-CODE>0</CSE-CODE>
  <CSE-CODE-FACTOR>10</CSE-CODE-FACTOR>
</PERIOD>
</PERIODIC-EVENT-TRIGGERING>
<AGE-CONSTRAINT>
<SHORT-NAME>ac_AccrPedlRat</SHORT-NAME>
<MAXIMUM>
  <CSE-CODE>0</CSE-CODE>
  <CSE-CODE-FACTOR>10</CSE-CODE-FACTOR>
</MAXIMUM>
<SCOPE-REF DEST="TD-EVENT-VARIABLE-DATA-PROTOTYPE"/>VfbTimingBlueprint/vfbTiming_AccrPedlRat/
  tde_Vdpr_AccrPedlRat</SCOPE-REF>
</AGE-CONSTRAINT>
</TIMING-REQUIREMENTS>
</VFB-TIMING>
</ELEMENTS>
</AR-PACKAGE>
</AR-PACKAGES>

```

Listing B.6: Example for VFB Timing Blueprint

B.3 Example Keyword ARXMLs

B.3.1 Example ARXML for [Keywords](#)

```

<AR-PACKAGE>
  <SHORT-NAME>AUTOSAR</SHORT-NAME>
  <AR-PACKAGES>
    <AR-PACKAGE>
      <SHORT-NAME>AISpecification</SHORT-NAME>
      <AR-PACKAGES>
        <AR-PACKAGE>
          <SHORT-NAME>KeywordSets</SHORT-NAME>
          <ELEMENTS>
            <KEYWORD-SET>
              <SHORT-NAME>KeywordListComfort</SHORT-NAME>
              <KEYWORDS>
                <KEYWORD>
                  <SHORT-NAME>Cmft</SHORT-NAME>
                  <LONG-NAME>
                    <L-4 L="EN">Comfort</L-4>
                  </LONG-NAME>
                  <DESC>
                    <L-2 L="EN">comfort. this keyword is used to express something as comfortable or convenient</L-2>
                  </DESC>
                  <ABBR-NAME>Cmft</ABBR-NAME>
                  <CLASSIFICATIONS>
                    <CLASSIFICATION>Condition-Qualifier</CLASSIFICATION>
                  </CLASSIFICATIONS>
                </KEYWORD>
              </KEYWORDS>
            </KEYWORD-SET>
          </ELEMENTS>
        </AR-PACKAGE>
      </AR-PACKAGES>
    </AR-PACKAGE>
  </AR-PACKAGES>
</AR-PACKAGE>

```

Listing B.7: example for keywords

B.3.2 Example ARXML for Stem Relation of Keywords

```
Line 100 -->
<AR-PACKAGE>
  <SHORT-NAME>Collections</SHORT-NAME>
  <ELEMENTS>
    <COLLECTION>
      <SHORT-NAME>Drv_declinations</SHORT-NAME>
      <CATEGORY>RELATION</CATEGORY>
      <COLLECTION-SEMANTICS>DECLINATION_OF</COLLECTION-SEMANTICS>
      <ELEMENT-REFS>
        <ELEMENT-REF BASE="KW" DEST="KEYWORD">KeywordList/Drv</ELEMENT-REF>
```

Listing B.8: Example for Stem Relation of Keywords

B.3.3 Example for [BlueprintPolicyNotModifiable](#)

```
<SW-DATA-DEF-PROPS-CONDITIONAL>
  <IMPLEMENTATION-DATA-TYPE-REF DEST="IMPLEMENTATION-DATA-TYPE"/>AUTOSAR/Platform/ImplementationDataTypes_Blueprint/uint8</
  IMPLEMENTATION-DATA-TYPE-REF>
</SW-DATA-DEF-PROPS-CONDITIONAL>
</SW-DATA-DEF-PROPS-VARIANTS>
</SW-DATA-DEF-PROPS>
</IMPLEMENTATION-DATA-TYPE-ELEMENT>
</SUB-ELEMENTS>
<TYPE-EMITTER>RTE</TYPE-EMITTER>
</IMPLEMENTATION-DATA-TYPE>
<IMPLEMENTATION-DATA-TYPE>
  <SHORT-NAME NAME-PATTERN="Csm_EncryptResultType_{Crypto}">Csm_EncryptResultType</SHORT-NAME>
  <CATEGORY>ARRAY</CATEGORY>
  <BLUEPRINT-POLICYS>
    <BLUEPRINT-POLICY-SINGLE>
      <ATTRIBUTE-NAME>SHORT-NAME</ATTRIBUTE-NAME>
      <BLUEPRINT-DERIVATION-GUIDE>
        <P>
          <L-1 L="EN">Crypto= {ecuc/Csm/CsmPrimitives.SHORT-NAME}</L-1>
        </P>
      </BLUEPRINT-DERIVATION-GUIDE>
    </BLUEPRINT-POLICY-SINGLE>
  </BLUEPRINT-POLICYS>
</SUB-ELEMENTS>
<IMPLEMENTATION-DATA-TYPE-ELEMENT>
  <SHORT-NAME>Csm_EncryptResultType</SHORT-NAME>
  <CATEGORY>TYPE_REFERENCE</CATEGORY>
  <ARRAY-SIZE BLUEPRINT-VALUE="{ecuc(Csm/CsmPrimitives/CsmEncrypt/CsmEncryptConfig/CsmEncryptResultMaxLength)}">undefined</ARRAY-SIZE>
```

Listing B.9: Example for BlueprintPolicyNotModifiable

B.3.4 Example for [BlueprintPolicyList](#)

```
<LOWER-LIMIT INTERVAL-TYPE="CLOSED">0x22</LOWER-LIMIT>
<UPPER-LIMIT INTERVAL-TYPE="CLOSED">0x22</UPPER-LIMIT>
<COMPU-CONST>
  <VT>CNV2XMSG_TIMECONFIDENCE_000_000_000_000_5</VT>
</COMPU-CONST>
</COMPU-SCALE>
<COMPU-SCALE>
  <LOWER-LIMIT INTERVAL-TYPE="CLOSED">0x23</LOWER-LIMIT>
  <UPPER-LIMIT INTERVAL-TYPE="CLOSED">0x23</UPPER-LIMIT>
  <COMPU-CONST>
    <VT>CNV2XMSG_TIMECONFIDENCE_000_000_000_000_2</VT>
  </COMPU-CONST>
</COMPU-SCALE>
<COMPU-SCALE>
  <LOWER-LIMIT INTERVAL-TYPE="CLOSED">0x24</LOWER-LIMIT>
  <UPPER-LIMIT INTERVAL-TYPE="CLOSED">0x24</UPPER-LIMIT>
  <COMPU-CONST>
    <VT>CNV2XMSG_TIMECONFIDENCE_000_000_000_000_1</VT>
  </COMPU-CONST>
</COMPU-SCALE>
<COMPU-SCALE>
  <LOWER-LIMIT INTERVAL-TYPE="CLOSED">0x25</LOWER-LIMIT>
  <UPPER-LIMIT INTERVAL-TYPE="CLOSED">0x25</UPPER-LIMIT>
  <COMPU-CONST>
    <VT>CNV2XMSG_TIMECONFIDENCE_000_000_000_000_05</VT>
  </COMPU-CONST>
</COMPU-SCALE>
<COMPU-SCALE>
  <LOWER-LIMIT INTERVAL-TYPE="CLOSED">0x26</LOWER-LIMIT>
  <UPPER-LIMIT INTERVAL-TYPE="CLOSED">0x26</UPPER-LIMIT>
```

Listing B.10: Example for BlueprintPolicyList

B.3.5 Example for `BlueprintPolicySingle`

The listing B.11 illustrates the use of `BlueprintPolicySingle`.

```
<PORT-PROTOTYPE-BLUEPRINT>
<SHORT-NAME NAME-PATTERN="{anyName}">AFbForCmft</SHORT-NAME>
<LONG-NAME>
  <L-4 L="EN">Acceleration Feedback for Comfort</L-4>
</LONG-NAME>
<DESC>
  <L-2 L="EN">Cluster of information regarding acceleration and acceleration saturation feedbacks from Vehicle Longitudinal Control (
    VLC) to Adaptive Cruise Control (ACC). This information is used for comfort reasons.</L-2>
</DESC>
<BLUEPRINT-POLICYS>
  <BLUEPRINT-POLICY-SINGLE>
    <ATTRIBUTE-NAME>INTERFACE-REF</ATTRIBUTE-NAME>
    <BLUEPRINT-DERIVATION-GUIDE>
      <P>
        <L-1 L="EN">Shall only refer to an interface of vendor xyz with the same shortname.</L-1>
      </P>
    </BLUEPRINT-DERIVATION-GUIDE>
  </BLUEPRINT-POLICY-SINGLE>
</BLUEPRINT-POLICYS>
<INTERFACE-REF DEST="SENDER-RECEIVER-INTERFACE"/>AUTOSAR/AISpecification/PortInterfaces_Blueprint/AFbForCmft1</INTERFACE-REF>
</PORT-PROTOTYPE-BLUEPRINT>
```

Listing B.11: Example for `BlueprintPolicySingle`

In listing B.12 the `BlueprintPolicySingle` selects an element node with attribute which equals a defined string (PORTS/P-PORT-PROTOTYPE/SHORT-NAME[@NAME-PATTERN='{Name}_AsymDecrypt']).

```
<BLUEPRINT-POLICY-SINGLE>
  <ATTRIBUTE-NAME>PORTS/P-PORT-PROTOTYPE/SHORT-NAME[@NAME-PATTERN='{Name}_AsymDecrypt']</ATTRIBUTE-NAME>
  <BLUEPRINT-DERIVATION-GUIDE>
    <P>
      <L-1 L="EN">Name = {ecuc(Csm/CsmAsymDecrypt/CsmAsymDecryptConfig.SHORT-NAME)}</L-1>
    </P>
  </BLUEPRINT-DERIVATION-GUIDE>
</BLUEPRINT-POLICY-SINGLE>
```

Listing B.12: Example for `BlueprintPolicySingle` with attribute name pattern

This results in the selection of the element node illustrated in listing B.13.

```
<P-PORT-PROTOTYPE>
  <SHORT-NAME NAME-PATTERN="{Name}_AsymDecrypt">AsymDecrypt</SHORT-NAME>
  <PROVIDED-INTERFACE-TREF DEST="CLIENT-SERVER-INTERFACE"/>AUTOSAR/Csm/ClientServerInterfaces_Blueprint/CsmAsymDecrypt</
    PROVIDED-INTERFACE-TREF>
</P-PORT-PROTOTYPE>
```

Listing B.13: Selected element node <SHORT-NAME>

In listing B.14 the `BlueprintPolicySingle` selects an element node which contains a defined text pattern (OPERATIONS/CLIENT-SERVER-OPERATION[SHORT-NAME/text()="ReadData"]/ARGUMENTS/ARGUMENT-DATA-PROTOTYPE[SHORT-NAME/text()="Data"]).

```
<BLUEPRINT-POLICY-SINGLE>
  <ATTRIBUTE-NAME>OPERATIONS/CLIENT-SERVER-OPERATION[SHORT-NAME/text()="ReadData"]/ARGUMENTS/ARGUMENT-DATA-PROTOTYPE[SHORT-NAME
    /text()="Data"]</ATTRIBUTE-NAME>
  <BLUEPRINT-DERIVATION-GUIDE>
    <P>
      <L-1 L="EN">Data = {ecuc(Dem/DemGeneral/DemDataElementClass.SHORT-NAME)}</L-1>
    </P>
  </BLUEPRINT-DERIVATION-GUIDE>
</BLUEPRINT-POLICY-SINGLE>
```

Listing B.14: Example for `BlueprintPolicySingle` with text pattern

This results in the selection of the element node (ARGUMENTS/ARGUMENT-DATA-PROTOTYPE/SHORT-NAME) with SHORT-NAME equal to 'Data' in case (CLIENT-SERVER-OPERATION/SHORT-NAME) is equal to 'ReadData', see listing B.15.


```

<OPERATIONS>
  <CLIENT-SERVER-OPERATION>
    <SHORT-NAME>ReadData</SHORT-NAME>
    <INTRODUCTION>
      <P>
        <L-1 L="EN">The server is not allowed to return E_NOT_OK, but shall always provide a valid data value (e.g. a default/
          replacement value in an error-case) to Dcm/Dem nevertheless the signature of the operation includes E_NOT_OK to
          ensure compatibility between server runnable and RTE Call API, since the RTE may return negative Std_Return values
          in certain cases (e.g. partition of server stopped)</L-1>
      </P>
    </INTRODUCTION>
    <ARGUMENTS>
      <ARGUMENT-DATA-PROTOTYPE>
        <SHORT-NAME>Data</SHORT-NAME>
        <TYPE-TREF DEST="IMPLEMENTATION-DATA-TYPE">/AUTOSAR/Dem/ImplementationDataTypes_Blueprint/DataArrayType</TYPE-TREF>
        <DIRECTION>OUT</DIRECTION>
      </ARGUMENT-DATA-PROTOTYPE>
    </ARGUMENTS>
    <POSSIBLE-ERROR-REFS>
      <POSSIBLE-ERROR-REF DEST="APPLICATION-ERROR">/AUTOSAR/Dem/ClientServerInterfaces_Blueprint/DataServices/E_OK</POSSIBLE-
        ERROR-REF>
      <POSSIBLE-ERROR-REF DEST="APPLICATION-ERROR">/AUTOSAR/Dem/ClientServerInterfaces_Blueprint/DataServices/E_NOT_OK</POSSIBLE-
        ERROR-REF>
    </POSSIBLE-ERROR-REFS>
  </CLIENT-SERVER-OPERATION>
</OPERATIONS>

```

Listing B.15: Example for BlueprintPolicySingle with text pattern

B.4 Example Profiles of Data Exchange Points

B.4.1 Referencing Specification Elements

Example [B.16](#) shows examples of references to standardized and custom specification elements.

```

<DATA-EXCHANGE-POINT>
  <SHORT-NAME>ExampleDataExchangePointWithCustomExtensions</SHORT-NAME>
  <REFERENCED-BASELINE>

  <STANDARD-REVISIONS>
    <STANDARD-REVISION>CP R4.2.2</STANDARD-REVISION>
  </STANDARD-REVISIONS>
  <CUSTOM-SPECIFICATION-REFS>
    <CUSTOM-SPECIFICATION-REF DEST="DOCUMENTATION">CustomSpecificationOfOS</CUSTOM-SPECIFICATION-REF>
    <CUSTOM-SPECIFICATION-REF DEST="DOCUMENTATION">CustomDataFormatExtensions</CUSTOM-SPECIFICATION-REF>
  </CUSTOM-SPECIFICATION-REFS>
  <CUSTOM-SDG-DEF-REFS>
    <CUSTOM-SDG-DEF-REF DEST="SDG-DEF">SafetyExtensionSdgDef</CUSTOM-SDG-DEF-REF>
  </CUSTOM-SDG-DEF-REFS>
</REFERENCED-BASELINE>
<SPECIFICATION-SCOPE>
  <SPECIFICATION-DOCUMENT-SCOPES>
    <SPECIFICATION-DOCUMENT-SCOPE>
      <SHORT-NAME>Methodology</SHORT-NAME>
      <IN-SCOPE>true</IN-SCOPE>
      <DOCUMENT-ELEMENT-SCOPES>
        <DOCUMENT-ELEMENT-SCOPE>
          <SHORT-NAME>Topology</SHORT-NAME>
          <DESC>
            <L-2 L="EN">Reference to STANDARDIZED element via shortName</L-2>
          </DESC>
          <IN-SCOPE>true</IN-SCOPE>
        </DOCUMENT-ELEMENT-SCOPE>
        <DOCUMENT-ELEMENT-SCOPE>
          <SHORT-NAME>ECU_System_Description</SHORT-NAME>
          <DESC>
            <L-2 L="EN">Reference to STANDARDIZED deliverable via alternativeName. The name of the deliverable contains spaces and
              thus it is required to use the alternativeName</L-2>
          </DESC>
          <ALTERNATIVE-NAME>ECU System Description</ALTERNATIVE-NAME>
          <IN-SCOPE>true</IN-SCOPE>
        </DOCUMENT-ELEMENT-SCOPE>
      </DOCUMENT-ELEMENT-SCOPES>
    </SPECIFICATION-DOCUMENT-SCOPE>
  </SPECIFICATION-DOCUMENT-SCOPE>
  <SPECIFICATION-DOCUMENT-SCOPE>
    <SHORT-NAME>Specification_of_Operating_System</SHORT-NAME>
    <DESC>
      <L-2 L="EN">Reference to STANDARDIZED Specification via alternative name that represents the title of the specification</L-2>
    </DESC>
    <ALTERNATIVE-NAME>Specification of Operating System</ALTERNATIVE-NAME>
  </SPECIFICATION-DOCUMENT-SCOPE>

```

```

<IN-SCOPE>true</IN-SCOPE>
<DOCUMENT-ELEMENT-SCOPES>
  <DOCUMENT-ELEMENT-SCOPE>
    <SHORT-NAME>SRS_Os_11005</SHORT-NAME>
    <DESC>
      <L-2 L="EN">Reference to STANDARDIZED requirement via shortName</L-2>
    </DESC>
    <IN-SCOPE>true</IN-SCOPE>
  </DOCUMENT-ELEMENT-SCOPE>
</DOCUMENT-ELEMENT-SCOPES>
</SPECIFICATION-DOCUMENT-SCOPE>
<SPECIFICATION-DOCUMENT-SCOPE>
  <SHORT-NAME>CustomSpecificationOfOsScope</SHORT-NAME>
  <IN-SCOPE>true</IN-SCOPE>
  <CUSTOM-DOCUMENTATION-REF DEST="DOCUMENTATION">CustomSpecificationOfOS</CUSTOM-DOCUMENTATION-REF>
  <DOCUMENT-ELEMENT-SCOPES>
    <DOCUMENT-ELEMENT-SCOPE>
      <SHORT-NAME>Custom_SRS_Os_00001_Scope</SHORT-NAME>
      <DESC>
        <L-2 L="EN">Reference to CUSTOM requirement via shortName path</L-2>
      </DESC>
      <IN-SCOPE>true</IN-SCOPE>
      <CUSTOM-DOCUMENT-ELEMENT-REF DEST="STRUCTURED-REQ">CustomSpecificationOfOS/FunctionalExtensions/Custom_SRS_Os_00001</CUSTOM-DOCUMENT-ELEMENT-REF>
    </DOCUMENT-ELEMENT-SCOPE>
  </DOCUMENT-ELEMENT-SCOPES>
</SPECIFICATION-DOCUMENT-SCOPE>
</SPECIFICATION-DOCUMENT-SCOPE>
  <SHORT-NAME>Software_Component_Template</SHORT-NAME>
  <ALTERNATIVE-NAME>Software Component Template</ALTERNATIVE-NAME>
  <DOCUMENT-ELEMENT-SCOPES>
    <DOCUMENT-ELEMENT-SCOPE>
      <SHORT-NAME>TPS_SWCT_01251</SHORT-NAME>
      <DESC>
        <L-2 L="EN">Reference to STANDARDIZED specItem via shortName</L-2>
      </DESC>
      <IN-SCOPE>true</IN-SCOPE>
    </DOCUMENT-ELEMENT-SCOPE>
  </DOCUMENT-ELEMENT-SCOPES>
</SPECIFICATION-DOCUMENT-SCOPE>
</SPECIFICATION-DOCUMENT-SCOPES>
</SPECIFICATION-SCOPE>
<DATA-FORMAT-TAILORING>
  <CLASS-TAILORINGS>
    <CONCRETE-CLASS-TAILORING>
      <SHORT-NAME>StructuredReq</SHORT-NAME>
      <IN-SCOPE>true</IN-SCOPE>
      <CLASS-CONTENTS>
        <CLASS-CONTENT-CONDITIONAL>
          <SHORT-NAME>Invariant</SHORT-NAME>
          <SDG-TAILORINGS>
            <SDG-TAILORING>
              <SHORT-NAME>SafetyExtension</SHORT-NAME>
              <SEVERITY>WARNING</SEVERITY>
              <SDG-CLASS-REF DEST="SDG-CLASS">SafetyExtensionSdgDef/SafetyRequirement</SDG-CLASS-REF>
            </SDG-TAILORING>
          </SDG-TAILORINGS>
        </CLASS-CONTENT-CONDITIONAL>
      </CLASS-CONTENTS>
    </CONCRETE-CLASS-TAILORING>
  </CLASS-TAILORINGS>
  <CONSTRAINT-TAILORINGS>
    <CONSTRAINT-TAILORING>
      <SHORT-NAME>constr_2508</SHORT-NAME>
      <DESC>
        <L-2 L="EN">Reference to STANDARDIZED constraint via shortName</L-2>
      </DESC>
      <IN-SCOPE>true</IN-SCOPE>
    </CONSTRAINT-TAILORING>
    <CONSTRAINT-TAILORING>
      <SHORT-NAME>CUSTOM_constr_0001Tailoring</SHORT-NAME>
      <DESC>
        <L-2 L="EN">Reference to CUSTOM constraint via shortName path</L-2>
      </DESC>
      <IN-SCOPE>true</IN-SCOPE>
      <SEVERITY>ERROR</SEVERITY>
      <CONSTRAINT-REF DEST="TRACEABLE-TEXT">CustomDataFormatExtensions/CustomConstraints/CUSTOM_constr_0001</CONSTRAINT-REF>
    </CONSTRAINT-TAILORING>
  </CONSTRAINT-TAILORINGS>
</DATA-FORMAT-TAILORING>
</DATA-EXCHANGE-POINT>
<DOCUMENTATION>
  <SHORT-NAME>CustomSpecificationOfOS</SHORT-NAME>
  <DOCUMENTATION-CONTENT>
    <CHAPTER>
      <SHORT-NAME>FunctionalExtensions</SHORT-NAME>
      <STRUCTURED-REQ>
        <SHORT-NAME>Custom_SRS_Os_00001</SHORT-NAME>
        <DESCRIPTION>
          <P>
            <L-1 L="EN">The description of the custom requirement</L-1>
          </P>
        </DESCRIPTION>
        <RATIONALE>
          <P>

```

```

        <L-1 L="EN">The rationale of the custom requirement</L-1>
    </P>
</RATIONALE>
</STRUCTURED-REQ>
</CHAPTER>
</DOCUMENTATION-CONTENT>
</DOCUMENTATION>
<DOCUMENTATION>
<SHORT-NAME>CustomDataFormatExtensions</SHORT-NAME>
<DOCUMENTATION-CONTENT>
<CHAPTER>
<SHORT-NAME>CustomConstraints</SHORT-NAME>
<TRACE>
<SHORT-NAME>CUSTOM_constr_0001</SHORT-NAME>
<CATEGORY>CONSTRAINT_ITEM</CATEGORY>
<P>
<L-1 L="EN">Description of the custom constraint</L-1>
</P>
</TRACE>
</CHAPTER>
</DOCUMENTATION-CONTENT>
</DOCUMENTATION>
<SDG-DEF>
<SHORT-NAME>SafetyExtensionSdgDef</SHORT-NAME>
<DESC>
<L-2 L="EN">Sdgs used for safety extensions</L-2>
</DESC>
<SDG-CLASSES>
<SDG-CLASS>
<SHORT-NAME>SafetyRequirement</SHORT-NAME>
<DESC>
<L-2 L="EN">[TPS_SAFEX_00104] Status attribute</L-2>
</DESC>
<GID>SAFEX</GID>
<EXTENDS-META-CLASS>StructuredReq</EXTENDS-META-CLASS>
<ATTRIBUTES>
<SDG-PRIMITIVE-ATTRIBUTE>
<SHORT-NAME>asil</SHORT-NAME>
<DESC>
<L-2 L="EN">[TPS_SAFEX_00201] ASIL attribute of safety requirements</L-2>
</DESC>
<GID>ASIL</GID>
<PATTERN>QM|A|B|C|D|QM(A)|QM(B)|QM(C)|QM(D)|A(B)|A(C)|A(D)|B(B)|B(C)|B(D)|C(C)|C(D)|D(D)</PATTERN>
</SDG-PRIMITIVE-ATTRIBUTE>
<SDG-PRIMITIVE-ATTRIBUTE>
<SHORT-NAME>status</SHORT-NAME>
<DESC>
<L-2 L="EN">[TPS_SAFEX_00104] Status attribute</L-2>
</DESC>
<GID>STATUS</GID>
</SDG-PRIMITIVE-ATTRIBUTE>
</ATTRIBUTES>
</SDG-CLASS>

```

Listing B.16: Referencing Specification Elements

B.4.2 Class Tailoring With MultiplicityRestrictions and ValueRestrictions

Example B.17 specifies a [ClassTailoring](#) that

- Requires exactly one instance of the meta class `System` in the complete model.
- This instance of `System` is a `validationRoot` element for determining the set of reachable elements.
- The value of the attribute `category` of that `System` shall be "ECU_SYSTEM_DESCRIPTION"
- The number of elements that are referenced by `System.fibexElement` is restricted to 100.
- Exactly one instance of `EcuInstance` shall be referenced in the role `System.fibexElement`

- Exactly one instance of CanCluster shall be referenced in the role System.
fibexElement

```

<CONCRETE-CLASS-TAILORING>
<SHORT-NAME>System</SHORT-NAME>
<DESC>
  <L-2 L="EN">The model shall contain exactly one instance.</L-2>
</DESC>
<IN-SCOPE>true</IN-SCOPE>
<MULTIPLICITY-RESTRICTION>
  <SEVERITY>ERROR</SEVERITY>
  <LOWER-MULTIPLICITY>1</LOWER-MULTIPLICITY>
  <UPPER-MULTIPLICITY>1</UPPER-MULTIPLICITY>
</MULTIPLICITY-RESTRICTION>
<CLASS-CONTENTS>
  <CLASS-CONTENT-CONDITIONAL>
    <SHORT-NAME>Invariant</SHORT-NAME>
    <DESC>
      <L-2 L="EN">The category shall be set to ECU_SYSTEM_DESCRIPTION</L-2>
    </DESC>
    <ATTRIBUTE-TAILORINGS>
      <PRIMITIVE-ATTRIBUTE-TAILORING>
        <SHORT-NAME>category</SHORT-NAME>
        <IN-SCOPE>true</IN-SCOPE>
        <MULTIPLICITY-RESTRICTION>
          <SEVERITY>ERROR</SEVERITY>
          <LOWER-MULTIPLICITY>1</LOWER-MULTIPLICITY>
        </MULTIPLICITY-RESTRICTION>
        <VALUE-RESTRICTION>
          <SEVERITY>ERROR</SEVERITY>
          <PATTERN>ECU_SYSTEM_DESCRIPTION</PATTERN>
        </VALUE-RESTRICTION>
      </PRIMITIVE-ATTRIBUTE-TAILORING>
      <REFERENCE-TAILORING>
        <SHORT-NAME>fibexElement</SHORT-NAME>
        <DESC>
          <L-2 L="EN">
            This reference is a collection of all elements that
            belong to the System. We expect at least one element
            and at most 100 elements.
          </L-2>
        </DESC>
        <IN-SCOPE>true</IN-SCOPE>
        <MULTIPLICITY-RESTRICTION>
          <SEVERITY>ERROR</SEVERITY>
          <LOWER-MULTIPLICITY>1</LOWER-MULTIPLICITY>
          <UPPER-MULTIPLICITY>100</UPPER-MULTIPLICITY>
        </MULTIPLICITY-RESTRICTION>
      </REFERENCE-TAILORING>
      <TYPE-TAILORINGS>
        <CONCRETE-CLASS-TAILORING>
          <SHORT-NAME>ECUInstance</SHORT-NAME>
          <DESC>
            <L-2 L="EN">exactly one ECU instance is required</L-2>
          </DESC>
          <IN-SCOPE>true</IN-SCOPE>
          <MULTIPLICITY-RESTRICTION>
            <SEVERITY>ERROR</SEVERITY>
            <LOWER-MULTIPLICITY>1</LOWER-MULTIPLICITY>
            <UPPER-MULTIPLICITY>1</UPPER-MULTIPLICITY>
          </MULTIPLICITY-RESTRICTION>
        </CONCRETE-CLASS-TAILORING>
        <CONCRETE-CLASS-TAILORING>
          <SHORT-NAME>CanCluster</SHORT-NAME>
          <DESC>
            <L-2 L="EN">exactly one CanCluster is required</L-2>
          </DESC>
          <IN-SCOPE>true</IN-SCOPE>
          <MULTIPLICITY-RESTRICTION>
            <SEVERITY>ERROR</SEVERITY>
            <LOWER-MULTIPLICITY>1</LOWER-MULTIPLICITY>
            <UPPER-MULTIPLICITY>1</UPPER-MULTIPLICITY>
          </MULTIPLICITY-RESTRICTION>
        </CONCRETE-CLASS-TAILORING>
      </TYPE-TAILORINGS>
      <UNRESOLVED-REFERENCE-RESTRICTION>
        <SEVERITY>ERROR</SEVERITY>
      </UNRESOLVED-REFERENCE-RESTRICTION>
    </REFERENCE-TAILORING>
  </CLASS-CONTENT-CONDITIONAL>
</CLASS-CONTENTS>
<VALIDATION-ROOT>true</VALIDATION-ROOT>
</CONCRETE-CLASS-TAILORING>

```

Listing B.17: Example of Class Tailoring With MultiplicityRestrictions and ValueRestriction

B.4.3 Class Tailoring With Global and Local MultiplicityRestrictions

Example B.18 specifies `ClassTailorings` that express the following semantics:

- `PPortPrototypes` and `RPortPrototypes` are in scope and may be used without restrictions with respect to the multiplicity. Any exception from this rule has to be defined explicitly by adding further multiplicity restrictions.
- `PRPortPrototypes` are not allowed.
- In the context of an `ParameterSwComponentType` an additional restriction applies which disallows the usage of `RPortPrototypes` in the role `port`.

```

<DATA-EXCHANGE-POINT>
<SHORT-NAME>MyExchangePointPorts</SHORT-NAME>
<!-- -->
<DATA-FORMAT-TAILORING>
<CLASS-TAILORINGS>
<!-- -->
<CONCRETE-CLASS-TAILORING>
<SHORT-NAME>PPortPrototype</SHORT-NAME>
<DESC>
<L-2 L="EN">No restriction with respect to multiplicity of PPortPrototypes</L-2>
</DESC>
<IN-SCOPE>true</IN-SCOPE>
<MULTIPLICITY-RESTRICTION>
<SEVERITY>INFO</SEVERITY>
<LOWER-MULTIPLICITY>0</LOWER-MULTIPLICITY>
<UPPER-MULTIPLICITY-INFINITE>true</UPPER-MULTIPLICITY-INFINITE>
</MULTIPLICITY-RESTRICTION>
<VALIDATION-ROOT>>false</VALIDATION-ROOT>
</CONCRETE-CLASS-TAILORING>
<CONCRETE-CLASS-TAILORING>
<SHORT-NAME>PRPortPrototype</SHORT-NAME>
<DESC>
<L-2 L="EN">No PRPortPrototypes are allowed in the set of reachable elements</L-2>
</DESC>
<IN-SCOPE>true</IN-SCOPE>
<MULTIPLICITY-RESTRICTION>
<SEVERITY>ERROR</SEVERITY>
<LOWER-MULTIPLICITY>0</LOWER-MULTIPLICITY>
<UPPER-MULTIPLICITY>0</UPPER-MULTIPLICITY>
</MULTIPLICITY-RESTRICTION>
<VALIDATION-ROOT>>false</VALIDATION-ROOT>
</CONCRETE-CLASS-TAILORING>
<CONCRETE-CLASS-TAILORING>
<SHORT-NAME>RPortPrototype</SHORT-NAME>
<DESC>
<L-2 L="EN">No restriction with respect to multiplicity of RPortPrototypes</L-2>
</DESC>
<IN-SCOPE>true</IN-SCOPE>
<MULTIPLICITY-RESTRICTION>
<SEVERITY>INFO</SEVERITY>
<LOWER-MULTIPLICITY>0</LOWER-MULTIPLICITY>
<UPPER-MULTIPLICITY-INFINITE>true</UPPER-MULTIPLICITY-INFINITE>
</MULTIPLICITY-RESTRICTION>
<VALIDATION-ROOT>>false</VALIDATION-ROOT>
</CONCRETE-CLASS-TAILORING>
<CONCRETE-CLASS-TAILORING>
<SHORT-NAME>ParameterSwComponentType</SHORT-NAME>
<DESC>
<L-2 L="EN">
No restriction with respect to the number of used
ParameterSwComponentTypes.
In the context of the ParameterSwComponentType
only PPortPrototypes are allowed. (constr_1092)</L-2>
</DESC>
<IN-SCOPE>true</IN-SCOPE>
<MULTIPLICITY-RESTRICTION>
<SEVERITY>INFO</SEVERITY>
<LOWER-MULTIPLICITY>0</LOWER-MULTIPLICITY>
<UPPER-MULTIPLICITY-INFINITE>true</UPPER-MULTIPLICITY-INFINITE>
</MULTIPLICITY-RESTRICTION>
<CLASS-CONTENTS>
<CLASS-CONTENT-CONDITIONAL>
<SHORT-NAME>invariant</SHORT-NAME>
<ATTRIBUTE-TAILORINGS>
<AGGREGATION-TAILORING>
<SHORT-NAME>port</SHORT-NAME>
<DESC>
<L-2 L="EN">No restriction with respect to the number of PortPrototypes</L-2>
</DESC>
<MULTIPLICITY-RESTRICTION>
<SEVERITY>INFO</SEVERITY>
<LOWER-MULTIPLICITY>0</LOWER-MULTIPLICITY>
<UPPER-MULTIPLICITY-INFINITE>true</UPPER-MULTIPLICITY-INFINITE>
    
```

```

</MULTIPLICITY-RESTRICTION>
<TYPE-TAILORINGS>
  <!--
  No additional restriction for RPortPrototypes:
  Globally defined ClassTailoring applies which
  does not allow the use of RPortPrototypes
  in the context of all references and aggregations
  -->
  <!--
  No additional restriction for PPortPrototypes:
  Globally defined ClassTailoring applies which
  allows for unrestricted number of PPortPrototypes
  in the context of all references and aggregations
  -->
  <CONCRETE-CLASS-TAILORING>
    <SHORT-NAME>RPortPrototype</SHORT-NAME>
    <DESC>
      <L-2 L="EN">No RPortPrototypes are allowed at ParameterSwComponentTypes</L-2>
    </DESC>
    <MULTIPLICITY-RESTRICTION>
      <SEVERITY>ERROR</SEVERITY>
      <LOWER-MULTIPLICITY>0</LOWER-MULTIPLICITY>
      <UPPER-MULTIPLICITY>0</UPPER-MULTIPLICITY>
    </MULTIPLICITY-RESTRICTION>
  </CONCRETE-CLASS-TAILORING>
</TYPE-TAILORINGS>
</AGGREGATION-TAILORING>
</ATTRIBUTE-TAILORINGS>
</CLASS-CONTENT-CONDITIONAL>
</CLASS-CONTENTS>
<VALIDATION-ROOT>true</VALIDATION-ROOT>
</CONCRETE-CLASS-TAILORING>
</CLASS-TAILORINGS>
</DATA-FORMAT-TAILORING>
</DATA-EXCHANGE-POINT>

```

Listing B.18: Example of Class Tailoring With Global and Local MultiplicityRestrictions

B.4.4 Class Tailoring That Depends On the Using Role

Example B.19 specifies:

- The `initValue` of a `VariableDataPrototype` is optional if the `VariableDataPrototype` is used in the roles `implicitInterRunnableVariable` or `implicitInterRunnableVariable` of a `SwcInternalBehavior`.
- The `initValue` of a `VariableDataPrototype` shall not exist if the `VariableDataPrototype` is used in the role `dataElement` of a `SenderReceiverInterface`.

```

<CONCRETE-CLASS-TAILORING>
<SHORT-NAME>SwcInternalBehavior</SHORT-NAME>
<IN-SCOPE>true</IN-SCOPE>
<CLASS-CONTENTS>
  <CLASS-CONTENT-CONDITIONAL>
    <SHORT-NAME>Invariant</SHORT-NAME>
    <ATTRIBUTE-TAILORINGS>
      <AGGREGATION-TAILORING>
        <SHORT-NAME>explicitInterRunnableVariable</SHORT-NAME>
        <IN-SCOPE>true</IN-SCOPE>
      </AGGREGATION-TAILORING>
      <CONCRETE-CLASS-TAILORING>
        <SHORT-NAME>VariableDataPrototype</SHORT-NAME>
        <IN-SCOPE>true</IN-SCOPE>
        <CLASS-CONTENTS>
          <CLASS-CONTENT-CONDITIONAL>
            <SHORT-NAME>Invariant</SHORT-NAME>
            <ATTRIBUTE-TAILORINGS>
              <AGGREGATION-TAILORING>
                <SHORT-NAME>initValue</SHORT-NAME>
                <DESC>
                  <L-2 L="EN">[TPS_SWCT_01268] Definition of initValue for a VariableDataPrototype or a ParameterDataPrototype</L-2>
                </DESC>
                <IN-SCOPE>true</IN-SCOPE>
              </AGGREGATION-TAILORING>
              <MULTIPLICITY-RESTRICTION>
                <SEVERITY>ERROR</SEVERITY>
                <LOWER-MULTIPLICITY>0</LOWER-MULTIPLICITY>
                <UPPER-MULTIPLICITY>1</UPPER-MULTIPLICITY>
              </MULTIPLICITY-RESTRICTION>
            </CLASS-CONTENT-CONDITIONAL>
          </CLASS-CONTENTS>
        </CONCRETE-CLASS-TAILORING>
      </ATTRIBUTE-TAILORINGS>
    </CLASS-CONTENT-CONDITIONAL>
  </CLASS-CONTENTS>
</CONCRETE-CLASS-TAILORING>

```

```

        </ATTRIBUTE-TAILORINGS>
    </CLASS-CONTENT-CONDITIONAL>
</CLASS-CONTENTS>
</CONCRETE-CLASS-TAILORING>
</TYPE-TAILORINGS>
</AGGREGATION-TAILORING>
<AGGREGATION-TAILORING>
    <SHORT-NAME>implicitInterRunnableVariable</SHORT-NAME>
    <IN-SCOPE>true</IN-SCOPE>
    <TYPE-TAILORINGS>
        <CONCRETE-CLASS-TAILORING>
            <SHORT-NAME>VariableDataPrototype</SHORT-NAME>
            <IN-SCOPE>true</IN-SCOPE>
            <CLASS-CONTENTS>
                <CLASS-CONTENT-CONDITIONAL>
                    <SHORT-NAME>Invariant</SHORT-NAME>
                    <ATTRIBUTE-TAILORINGS>
                        <AGGREGATION-TAILORING>
                            <SHORT-NAME>initValue</SHORT-NAME>
                            <DESC>
                                <L-2 L="EN">[TPS_SWCT_01268] Definition of initValue for a VariableDataPrototype or a ParameterDataPrototype</L-2>
                                -2>
                            </DESC>
                            <IN-SCOPE>true</IN-SCOPE>
                            <MULTIPLICITY-RESTRICTION>
                                <SEVERITY>ERROR</SEVERITY>
                                <LOWER-MULTIPLICITY>0</LOWER-MULTIPLICITY>
                                <UPPER-MULTIPLICITY>1</UPPER-MULTIPLICITY>
                            </MULTIPLICITY-RESTRICTION>
                        </AGGREGATION-TAILORING>
                    </ATTRIBUTE-TAILORINGS>
                </CLASS-CONTENT-CONDITIONAL>
            </CLASS-CONTENTS>
        </CONCRETE-CLASS-TAILORING>
    </AGGREGATION-TAILORING>
</ATTRIBUTE-TAILORINGS>
</CLASS-CONTENT-CONDITIONAL>
</CONCRETE-CLASS-TAILORING>
</TYPE-TAILORINGS>
</AGGREGATION-TAILORING>
</ATTRIBUTE-TAILORINGS>
</CLASS-CONTENT-CONDITIONAL>
</CLASS-CONTENTS>
</CONCRETE-CLASS-TAILORING>
<CONCRETE-CLASS-TAILORING>
    <SHORT-NAME>SenderReceiverInterface</SHORT-NAME>
    <IN-SCOPE>true</IN-SCOPE>
    <CLASS-CONTENTS>
        <CLASS-CONTENT-CONDITIONAL>
            <SHORT-NAME>Invariant</SHORT-NAME>
            <ATTRIBUTE-TAILORINGS>
                <AGGREGATION-TAILORING>
                    <SHORT-NAME>dataElement</SHORT-NAME>
                    <IN-SCOPE>true</IN-SCOPE>
                </AGGREGATION-TAILORING>
                <TYPE-TAILORINGS>
                    <CONCRETE-CLASS-TAILORING>
                        <SHORT-NAME>VariableDataPrototype</SHORT-NAME>
                        <IN-SCOPE>true</IN-SCOPE>
                        <CLASS-CONTENTS>
                            <CLASS-CONTENT-CONDITIONAL>
                                <SHORT-NAME>Invariant</SHORT-NAME>
                                <ATTRIBUTE-TAILORINGS>
                                    <AGGREGATION-TAILORING>
                                        <SHORT-NAME>initValue</SHORT-NAME>
                                        <DESC>
                                            <L-2 L="EN">[TPS_SWCT_01269] In PortInterfaces, initial values defined for DataPrototypes are ignored</L-2>
                                        </DESC>
                                        <IN-SCOPE>true</IN-SCOPE>
                                        <MULTIPLICITY-RESTRICTION>
                                            <UPPER-MULTIPLICITY>0</UPPER-MULTIPLICITY>
                                        </MULTIPLICITY-RESTRICTION>
                                    </AGGREGATION-TAILORING>
                                </ATTRIBUTE-TAILORINGS>
                            </CLASS-CONTENT-CONDITIONAL>
                        </CLASS-CONTENTS>
                    </CONCRETE-CLASS-TAILORING>
                </TYPE-TAILORINGS>
            </AGGREGATION-TAILORING>
        </ATTRIBUTE-TAILORINGS>
    </CLASS-CONTENT-CONDITIONAL>
</CLASS-CONTENTS>
</CONCRETE-CLASS-TAILORING>

```

Listing B.19: Example of Class Tailoring That Depends On the Using Role

B.4.5 Class Tailoring That Depends On the Value of an Attribute

Example B.20 specifies a `ClassTailoring` that specifies the content model of an instance of `SwDataDefProps` if it attached to an `ImplementationDataType` with category `VALUE` or `DATA_REFERENCE` as described in table "Allowed Attributes vs. category for `ImplementationDataType`" in the [1].

```
<CONCRETE-CLASS-TAILORING>
<SHORT-NAME>ImplementationDataType</SHORT-NAME>
<DESC>
  <L-2 L="EN">Example that demonstrates how to express complex constraints as defined in [constr_1009] SwDataDefProps applicable to
  ImplementationDataTypes.</L-2>
</DESC>
<IN-SCOPE>true</IN-SCOPE>
<CLASS-CONTENTS>
  <CLASS-CONTENT-CONDITIONAL>
    <SHORT-NAME>Invariant</SHORT-NAME>
    <ATTRIBUTE-TAILORINGS>
      <PRIMITIVE-ATTRIBUTE-TAILORING>
        <SHORT-NAME>category</SHORT-NAME>
        <DESC>
          <L-2 L="EN">[TPS_SWCT_01251] Limited set of values for category are applicable for ImplementationDataType.</L-2>
        </DESC>
        <IN-SCOPE>true</IN-SCOPE>
        <MULTIPLICITY-RESTRICTION>
          <LOWER-MULTIPLICITY>1</LOWER-MULTIPLICITY>
        </MULTIPLICITY-RESTRICTION>
        <DEFAULT-VALUE-HANDLING>NO-DEFAULT</DEFAULT-VALUE-HANDLING>
        <VALUE-RESTRICTION>
          <PATTERN>VALUE|DATA_REFERENCE|FUNCTION_REFERENCE|TYPE_REFERENCE|STRUCTURE|UNION|ARRAY</PATTERN>
        </VALUE-RESTRICTION>
      </PRIMITIVE-ATTRIBUTE-TAILORING>
    </ATTRIBUTE-TAILORINGS>
  </CLASS-CONTENT-CONDITIONAL>
  <CLASS-CONTENT-CONDITIONAL>
    <SHORT-NAME>VALUE</SHORT-NAME>
    <CONDITION>
      <PRIMITIVE-ATTRIBUTE-CONDITION>
        <PATTERN>VALUE</PATTERN>
        <ATTRIBUTE-REF DEST="PRIMITIVE-ATTRIBUTE-TAILORING">ExampleClassTailoring/ImplementationDataType/Invariant/category</ATTRIBUTE-REF>
      </PRIMITIVE-ATTRIBUTE-CONDITION>
    </CONDITION>
  </CLASS-CONTENT-CONDITIONAL>
  <AGGREGATION-TAILORING>
    <SHORT-NAME>swDataDefProps</SHORT-NAME>
    <IN-SCOPE>true</IN-SCOPE>
    <MULTIPLICITY-RESTRICTION>
      <SEVERITY>ERROR</SEVERITY>
      <LOWER-MULTIPLICITY>1</LOWER-MULTIPLICITY>
    </MULTIPLICITY-RESTRICTION>
  </AGGREGATION-TAILORING>
  <TYPE-TAILORINGS>
    <CONCRETE-CLASS-TAILORING>
      <SHORT-NAME>SwDataDefProps</SHORT-NAME>
      <IN-SCOPE>true</IN-SCOPE>
      <CLASS-CONTENTS>
        <CLASS-CONTENT-CONDITIONAL>
          <SHORT-NAME>Invariant</SHORT-NAME>
          <ATTRIBUTE-TAILORINGS>
            <PRIMITIVE-ATTRIBUTE-TAILORING>
              <SHORT-NAME>additionalNativeTypeQualifier</SHORT-NAME>
              <IN-SCOPE>true</IN-SCOPE>
            </PRIMITIVE-ATTRIBUTE-TAILORING>
            <AGGREGATION-TAILORING>
              <SHORT-NAME>annotation</SHORT-NAME>
              <IN-SCOPE>true</IN-SCOPE>
            </AGGREGATION-TAILORING>
            <REFERENCE-TAILORING>
              <SHORT-NAME>baseType</SHORT-NAME>
              <IN-SCOPE>true</IN-SCOPE>
              <MULTIPLICITY-RESTRICTION>
                <SEVERITY>ERROR</SEVERITY>
                <LOWER-MULTIPLICITY>1</LOWER-MULTIPLICITY>
              </MULTIPLICITY-RESTRICTION>
            </REFERENCE-TAILORING>
            <REFERENCE-TAILORING>
              <SHORT-NAME>computeMethod</SHORT-NAME>
              <IN-SCOPE>true</IN-SCOPE>
            </REFERENCE-TAILORING>
            <REFERENCE-TAILORING>
              <SHORT-NAME>dataConstr</SHORT-NAME>
              <IN-SCOPE>true</IN-SCOPE>
            </REFERENCE-TAILORING>
            <PRIMITIVE-ATTRIBUTE-TAILORING>
              <SHORT-NAME>displayFormat</SHORT-NAME>
              <IN-SCOPE>true</IN-SCOPE>
            </PRIMITIVE-ATTRIBUTE-TAILORING>
            <REFERENCE-TAILORING>
              <SHORT-NAME>implementationDataType</SHORT-NAME>
              <IN-SCOPE>>false</IN-SCOPE>
            </REFERENCE-TAILORING>
          </ATTRIBUTE-TAILORINGS>
        </CLASS-CONTENT-CONDITIONAL>
      </CLASS-CONTENTS>
    </CONCRETE-CLASS-TAILORING>
  </TYPE-TAILORINGS>

```



```

</REFERENCE-TAILORING>
<AGGREGATION-TAILORING>
  <SHORT-NAME>invalidValue</SHORT-NAME>
  <IN-SCOPE>true</IN-SCOPE>
</AGGREGATION-TAILORING>
<!-- ... -->
</ATTRIBUTE-TAILORINGS>
</CLASS-CONTENT-CONDITIONAL>
</CLASS-CONTENTS>
</CONCRETE-CLASS-TAILORING>
</TYPE-TAILORINGS>
</AGGREGATION-TAILORING>
</ATTRIBUTE-TAILORINGS>
</CLASS-CONTENT-CONDITIONAL>
<CLASS-CONTENT-CONDITIONAL>
  <SHORT-NAME>DATA_REFERENCE</SHORT-NAME>
  <CONDITION>
    <PRIMITIVE-ATTRIBUTE-CONDITION>
      <PATTERN>DATA_REFERENCE</PATTERN>
      <ATTRIBUTE-REF DEST="PRIMITIVE-ATTRIBUTE-TAILORING">ExampleClassTailoring/ImplementationDataType/Invariant/category</ATTRIBUTE-REF>
    </PRIMITIVE-ATTRIBUTE-CONDITION>
  </CONDITION>
</ATTRIBUTE-TAILORINGS>
<AGGREGATION-TAILORING>
  <SHORT-NAME>swDataDefProps</SHORT-NAME>
  <IN-SCOPE>true</IN-SCOPE>
  <MULTIPLICITY-RESTRICTION>
    <SEVERITY>ERROR</SEVERITY>
    <LOWER-MULTIPLICITY>1</LOWER-MULTIPLICITY>
  </MULTIPLICITY-RESTRICTION>
  <TYPE-TAILORINGS>
    <CONCRETE-CLASS-TAILORING>
      <SHORT-NAME>SwDataDefProps</SHORT-NAME>
      <IN-SCOPE>true</IN-SCOPE>
      <CLASS-CONTENTS>
        <CLASS-CONTENT-CONDITIONAL>
          <SHORT-NAME>Invariant</SHORT-NAME>
          <ATTRIBUTE-TAILORINGS>
            <PRIMITIVE-ATTRIBUTE-TAILORING>
              <SHORT-NAME>additionalNativeTypeQualifier</SHORT-NAME>
              <IN-SCOPE>true</IN-SCOPE>
            </PRIMITIVE-ATTRIBUTE-TAILORING>
            <AGGREGATION-TAILORING>
              <SHORT-NAME>annotation</SHORT-NAME>
              <IN-SCOPE>true</IN-SCOPE>
            </AGGREGATION-TAILORING>
            <REFERENCE-TAILORING>
              <SHORT-NAME>baseType</SHORT-NAME>
              <IN-SCOPE>>false</IN-SCOPE>
              <MULTIPLICITY-RESTRICTION>
                <SEVERITY>ERROR</SEVERITY>
                <LOWER-MULTIPLICITY>1</LOWER-MULTIPLICITY>
              </MULTIPLICITY-RESTRICTION>
            </REFERENCE-TAILORING>
            <REFERENCE-TAILORING>
              <SHORT-NAME>compuMethod</SHORT-NAME>
              <IN-SCOPE>>false</IN-SCOPE>
            </REFERENCE-TAILORING>
            <REFERENCE-TAILORING>
              <SHORT-NAME>dataConstr</SHORT-NAME>
              <IN-SCOPE>>false</IN-SCOPE>
            </REFERENCE-TAILORING>
            <PRIMITIVE-ATTRIBUTE-TAILORING>
              <SHORT-NAME>displayFormat</SHORT-NAME>
              <IN-SCOPE>>false</IN-SCOPE>
            </PRIMITIVE-ATTRIBUTE-TAILORING>
            <REFERENCE-TAILORING>
              <SHORT-NAME>implementationDataType</SHORT-NAME>
              <IN-SCOPE>>false</IN-SCOPE>
            </REFERENCE-TAILORING>
            <AGGREGATION-TAILORING>
              <SHORT-NAME>invalidValue</SHORT-NAME>
              <IN-SCOPE>>false</IN-SCOPE>
            </AGGREGATION-TAILORING>
            <!-- ... -->
          </ATTRIBUTE-TAILORINGS>
        </CLASS-CONTENT-CONDITIONAL>
      </CLASS-CONTENTS>
    </CONCRETE-CLASS-TAILORING>
  </TYPE-TAILORINGS>
</AGGREGATION-TAILORING>
</ATTRIBUTE-TAILORINGS>
</CLASS-CONTENT-CONDITIONAL>
</CLASS-CONTENTS>
</CONCRETE-CLASS-TAILORING>

```

Listing B.20: Example of Class Tailoring That Depends On the Value of an Attribute

B.4.6 Class Tailoring That Depends on Existence of Attribute

Example B.21 specifies a `ClassTailoring` that specifies the content model of a class that depends on the existence of an attribute: If there exists an `NvBlockDescriptor.romBlock` then `NvBlockDescriptor.nvBlockNeeds.nRomBlocks` is mandatory and its value shall be bigger than 1.

```

<CONCRETE-CLASS-TAILORING>
<SHORT-NAME>NvBlockDescriptor</SHORT-NAME>
<DESC>
  <L-2 L="EN">The input may contain a 'NvBlockDescriptor'.</L-2>
</DESC>
<IN-SCOPE>true</IN-SCOPE>
<MULTIPLICITY-RESTRICTION>
  <SEVERITY>INFO</SEVERITY>
  <LOWER-MULTIPLICITY>0</LOWER-MULTIPLICITY>
  <UPPER-MULTIPLICITY-INFINITE>true</UPPER-MULTIPLICITY-INFINITE>
</MULTIPLICITY-RESTRICTION>
<CLASS-CONTENTS>
  <CLASS-CONTENT-CONDITIONAL>
    <SHORT-NAME>Invariant</SHORT-NAME>
    <ATTRIBUTE-TAILORINGS>
      <AGGREGATION-TAILORING>
        <SHORT-NAME>romBlock</SHORT-NAME>
        <DESC>
          <L-2 L="EN">The input may contain a 'romBlock'.</L-2>
        </DESC>
        <IN-SCOPE>true</IN-SCOPE>
        <MULTIPLICITY-RESTRICTION>
          <SEVERITY>ERROR</SEVERITY>
          <LOWER-MULTIPLICITY>0</LOWER-MULTIPLICITY>
          <UPPER-MULTIPLICITY>1</UPPER-MULTIPLICITY>
        </MULTIPLICITY-RESTRICTION>
      </AGGREGATION-TAILORING>
    </ATTRIBUTE-TAILORINGS>
  </CLASS-CONTENT-CONDITIONAL>
  <CLASS-CONTENT-CONDITIONAL>
    <SHORT-NAME>UsingRomBlock</SHORT-NAME>
    <DESC>
      <L-2 L="EN">Content that is required if romBlock is defined</L-2>
    </DESC>
    <CONDITION>
      <AGGREGATION-CONDITION>
        <LOWER-MULTIPLICITY>1</LOWER-MULTIPLICITY>
        <AGGREGATION-REF DEST="AGGREGATION-TAILORING">ExampleClassTailoring/NvBlockDescriptor/Invariant/romBlock</AGGREGATION-REF>
      </AGGREGATION-CONDITION>
    </CONDITION>
  </ATTRIBUTE-TAILORINGS>
  <AGGREGATION-TAILORING>
    <SHORT-NAME>nvBlockNeeds</SHORT-NAME>
    <DESC>
      <L-2 L="EN">The input may contain 'nvBlockNeeds'.</L-2>
    </DESC>
    <IN-SCOPE>true</IN-SCOPE>
    <MULTIPLICITY-RESTRICTION>
      <SEVERITY>ERROR</SEVERITY>
      <LOWER-MULTIPLICITY>1</LOWER-MULTIPLICITY>
      <UPPER-MULTIPLICITY>1</UPPER-MULTIPLICITY>
    </MULTIPLICITY-RESTRICTION>
  <TYPE-TAILORINGS>
    <CONCRETE-CLASS-TAILORING>
      <SHORT-NAME>NvBlockNeeds</SHORT-NAME>
      <IN-SCOPE>true</IN-SCOPE>
      <MULTIPLICITY-RESTRICTION>
        <SEVERITY>ERROR</SEVERITY>
        <LOWER-MULTIPLICITY>1</LOWER-MULTIPLICITY>
        <UPPER-MULTIPLICITY>1</UPPER-MULTIPLICITY>
      </MULTIPLICITY-RESTRICTION>
      <CLASS-CONTENTS>
        <CLASS-CONTENT-CONDITIONAL>
          <SHORT-NAME>Invariant</SHORT-NAME>
          <ATTRIBUTE-TAILORINGS>
            <PRIMITIVE-ATTRIBUTE-TAILORING>
              <SHORT-NAME>nRomBlocks</SHORT-NAME>
              <DESC>
                <L-2 L="EN">'nRomBlocks' shall be present and greater than 0 in case the enclosing NvBlockDescriptor has a romBlock.</L-2>
              </DESC>
              <IN-SCOPE>true</IN-SCOPE>
              <MULTIPLICITY-RESTRICTION>
                <SEVERITY>ERROR</SEVERITY>
                <LOWER-MULTIPLICITY>1</LOWER-MULTIPLICITY>
                <UPPER-MULTIPLICITY>1</UPPER-MULTIPLICITY>
              </MULTIPLICITY-RESTRICTION>
              <VALUE-RESTRICTION>
                <MIN INTERVAL-TYPE="CLOSED">1</MIN>
              </VALUE-RESTRICTION>
            </PRIMITIVE-ATTRIBUTE-TAILORING>
          </ATTRIBUTE-TAILORINGS>
        </CLASS-CONTENT-CONDITIONAL>
      </CLASS-CONTENT-CONDITIONAL>
    </CONCRETE-CLASS-TAILORING>
  </TYPE-TAILORINGS>
</CLASS-CONTENT-CONDITIONAL>
</CLASS-CONTENT-CONDITIONAL>

```

```
</CLASS-CONTENTS>  
<VALIDATION-ROOT>false</VALIDATION-ROOT>  
</CONCRETE-CLASS-TAILORING>  
</TYPE-TAILORINGS>  
</AGGREGATION-TAILORING>  
</ATTRIBUTE-TAILORINGS>  
</CLASS-CONTENT-CONDITIONAL>  
</CLASS-CONTENTS>  
</CONCRETE-CLASS-TAILORING>
```

Listing B.21: Example of Class Tailoring That Depends on Existence of Attribute

C Mentioned Class Tables

For the sake of completeness, this chapter contains a set of class tables representing meta-classes mentioned in the context of this document but which are not contained directly in the scope of describing specific meta-model semantics.

Class	ARElement (abstract)			
Package	M2::AUTOSARTemplates::GenericStructure::GeneralTemplateClasses::ARPackage			
Note	An element that can be defined stand-alone, i.e. without being part of another element (except for packages of course).			
Base	<i>ARObject</i> , <i>CollectableElement</i> , <i>Identifiable</i> , <i>MultilanguageReferrable</i> , <i>PackageableElement</i> , <i>Referrable</i>			
Subclasses	AclObjectSet , AclOperation , AclPermission , AclRole , AliasNameSet , ApplicabilityInfoSet , ApplicationPartition , AutosarDataType , BaseType , BlueprintMappingSet , BswEntryRelationshipSet , BswModuleDescription , BswModuleEntry , BuildActionManifest , CalibrationParameterValueSet , ClientIdDefinitionSet , ClientServerInterfaceToBswModuleEntryBlueprintMapping , Collection , CompuMethod , ConsistencyNeedsBlueprintSet , ConstantSpecification , ConstantSpecificationMappingSet , CpSoftwareCluster , CpSoftwareClusterBinaryManifestDescriptor , CpSoftwareClusterMappingSet , CpSoftwareClusterResourcePool , CryptoEllipticCurveProps , CryptoServiceCertificate , CryptoServiceKey , CryptoServicePrimitive , CryptoServiceQueue , CryptoSignatureScheme , DataConstr , DataExchangePoint , DataTransformationSet , DataTypeMappingSet , DdsCpConfig , DiagnosticCommonElement , DiagnosticConnection , DiagnosticContributionSet , DltContext , DltEcu , Documentation , E2EProfileCompatibilityProps , EcucDefinitionCollection , EcucDestinationUriDefSet , EcucModuleConfigurationValues , EcucModuleDef , EcucValueCollection , EndToEndProtectionSet , EthIpProps , EthTcpIpCmpProps , EthTcpIpProps , EvaluatedVariantSet , FMFeature , FMFeatureMap , FMFeatureModel , FMFeatureSelectionSet , FirewallRule , FlatMap , GeneralPurposeConnection , HwCategory , HwElement , HwType , IEEE1722TpConnection , IPSecConfigProps , IPv6ExtHeaderFilterSet , IdsCommonElement , IdsDesign , Implementation , ImpositionTimeDefinitionGroup , InterpolationRoutineMappingSet , J1939ControllerApplication , KeywordSet , LifeCycleInfoSet , LifeCycleStateDefinitionGroup , LogAndTraceMessageCollectionSet , MacSecGlobalKeyProps , MacSecParticipantSet , McFunction , McGroup , ModeDeclarationGroup , ModeDeclarationMappingSet , OsTaskProxy , PhysicalDimension , PhysicalDimensionMappingSet , PortInterface , PortInterfaceMappingSet , PortPrototypeBlueprint , PostBuildVariantCriterion , PostBuildVariantCriterionValueSet , PredefinedVariant , RapidPrototypingScenario , SdgDef , SignalServiceTranslationPropsSet , SomeipSdClientEventGroupTimingConfig , SomeipSdClientServiceInstanceConfig , SomeipSdServerEventGroupTimingConfig , SomeipSdServerServiceInstanceConfig , SwAddrMethod , SwAxisType , SwComponentMappingConstraints , SwComponentType , SwRecordLayout , SwSystemconst , SwSystemconstantValueSet , SwcBswMapping , System , SystemSignal , SystemSignalGroup , TDCpSoftwareClusterMappingSet , TcpOptionFilterSet , TimingExtension , TlsConnectionGroup , TlvDataIdDefinitionSet , TransformationPropsSet , Unit , UnitGroup , UploadablePackageElement , ViewMapSet			
Aggregated by	ARPackage.element			
Attribute	Type	Mult.	Kind	Note
–	–	–	–	–

Table C.1: ARElement

Class	ARPackage			
Package	M2::AUTOSARTemplates::GenericStructure::GeneralTemplateClasses::ARPackage			
Note	AUTOSAR package, allowing to create top level packages to structure the contained ARElements. ARPackages are open sets. This means that in a file based description system multiple files can be used to partially describe the contents of a package. This is an extended version of MSR's SW-SYSTEM.			
Base	<i>ARObject</i> , AtpBlueprint , AtpBlueprintable , <i>CollectableElement</i> , <i>Identifiable</i> , <i>MultilanguageReferrable</i> , <i>Referrable</i>			
Aggregated by	ARPackage.arPackage , AUTOSAR.arPackage			
Attribute	Type	Mult.	Kind	Note
–	–	–	–	–





Class	ARPackage			
arPackage	ARPackage	*	aggr	<p>This represents a sub package within an ARPackage, thus allowing for an unlimited package hierarchy.</p> <p>Stereotypes: atpSplitable; atpVariation Tags: atp.Splitkey=arPackage.shortName, arPackage.variationPoint.shortLabel vh.latestBindingTime=blueprintDerivationTime xml.sequenceOffset=30</p>
element	PackageableElement	*	aggr	<p>Elements that are part of this package</p> <p>Stereotypes: atpSplitable; atpVariation Tags: atp.Splitkey=element.shortName, element.variationPoint.shortLabel vh.latestBindingTime=systemDesignTime xml.sequenceOffset=20</p>
referenceBase	ReferenceBase	*	aggr	<p>This denotes the reference bases for the package. This is the basis for all relative references within the package. The base needs to be selected according to the base attribute within the references.</p> <p>Stereotypes: atpSplitable Tags: atp.Splitkey=referenceBase.shortLabel xml.sequenceOffset=10</p>

Table C.2: ARPackage

Class	AUTOSAR			
Package	M2::AUTOSARTemplates::AutosarTopLevelStructure			
Note	Root element of an AUTOSAR description, also the root element in corresponding XML documents. Tags: xml.globalElement=true			
Base	ARObject			
Attribute	Type	Mult.	Kind	Note
adminData	AdminData	0..1	aggr	<p>This represents the administrative data of an Autosar file.</p> <p>Stereotypes: atpSplitable Tags: atp.Splitkey=adminData xml.sequenceOffset=10</p>
arPackage	ARPackage	*	aggr	<p>This is the top level package in an AUTOSAR model.</p> <p>Stereotypes: atpSplitable; atpVariation Tags: atp.Splitkey=arPackage.shortName, arPackage.variationPoint.shortLabel vh.latestBindingTime=blueprintDerivationTime xml.sequenceOffset=30</p>
fileInfoComment	FileInfoComment	0..1	aggr	<p>This represents a possibility to provide a structured comment in an AUTOSAR file.</p> <p>Stereotypes: atpStructuredComment Tags: xml.roleElement=true xml.sequenceOffset=-10 xml.typeElement=false</p>





Class	AUTOSAR			
introduction	DocumentationBlock	0..1	aggr	This represents an introduction on the Autosar file. It is intended for example to represent disclaimers and legal notes. Tags: xml.sequenceOffset=20

Table C.3: AUTOSAR

Class	AcObjectSet			
Package	M2::AUTOSARTemplates::GenericStructure::RolesAndRights			
Note	<p>This meta class represents the ability to denote a set of objects for which roles and rights (access control lists) shall be defined. It basically can define the objects based on</p> <ul style="list-style-type: none"> • the nature of objects • the involved blueprints • the artifact in which the objects are serialized • the definition of the object (in a definition - value pattern) • individual reference objects <p>Tags: atp.recommendedPackage=AcObjectSets</p>			
Base	ARElement , ARObject , AtpBlueprint , AtpBlueprintable , CollectableElement , Identifiable , Multilanguage , Referrable , PackageableElement , Referrable			
Aggregated by	ARPackage.element			
Attribute	Type	Mult.	Kind	Note
aclObjectClass	ReferrableSubtypes Enum	*	attr	This specifies that the considered objects as instances of the denoted meta class.
aclScope	AcIScopeEnum	1	attr	this indicates the scope of the referenced objects.
collection	Collection	0..1	ref	This indicates that the relevant objects are specified via a collection.
derivedFrom Blueprint	AtpBlueprint	*	ref	This association indicates that the considered objects are the ones being derived from the associated blueprint. Stereotypes: atpUriDef
engineering Object	AutosarEngineering Object	*	aggr	This indicates an engineering object. The AcIPermission relates to all objects in this partial model. This also implies that the other objects in this set shall be placed in the specified engineering object. Note that semantic constraints apply with respect to <<atpSplitable>>
object	Referrable	*	ref	This association applies a particular (usually small) set of objects (e.g. a singular package). Main usage is, if one does not want to create a collection specifically for access control.
objectDefinition	AtpDefinition	*	ref	This denotes an object by its definition. For example the right to manipulate the value of a particular ecuc parameter is denoted by reference to the definition of the parameter. Note that this can also be a reference to a Standard Module Definition. Therefore it is stereotyped by atpUri Def. Stereotypes: atpUriDef

Table C.4: AcObjectSet

Class	AclOperation			
Package	M2::AUTOSARTemplates::GenericStructure::RolesAndRights			
Note	<p>This meta class represents the ability to denote a particular operation which may be performed on objects in an AUTOSAR model.</p> <p>Tags: atp.recommendedPackage=AclOperations</p>			
Base	ARElement , ARObject , AtpBlueprint , AtpBlueprintable , CollectableElement , Identifiable , Multilanguage , Referrable , PackageableElement , Referrable			
Aggregated by	ARPackage.element			
Attribute	Type	Mult.	Kind	Note
implied Operation	AclOperation	*	ref	This indicates that the related operations are also implied. Therefore the permission is also granted for this operation.

Table C.5: AclOperation

Class	AclPermission			
Package	M2::AUTOSARTemplates::GenericStructure::RolesAndRights			
Note	<p>This meta class represents the ability to represent permissions granted on objects in an AUTOSAR model.</p> <p>Tags: atp.recommendedPackage=AclPermissions</p>			
Base	ARElement , ARObject , AtpBlueprint , AtpBlueprintable , CollectableElement , Identifiable , Multilanguage , Referrable , PackageableElement , Referrable			
Aggregated by	ARPackage.element			
Attribute	Type	Mult.	Kind	Note
aclContext	NameToken	*	attr	<p>This attribute is intended to specify the context under which the AclPermission is applicable. The values are subject to mutual agreement between the involved stakeholders.</p> <p>For examples the values can be the names of binding times.</p>
aclObject	AclObjectSet	*	ref	This denotes an object to which the AclPermission applies.
aclOperation	AclOperation	*	ref	This denotes an operation which is granted by the given AclPermission.
aclRole	AclRole	*	ref	This denotes the role (individual or even organization) for which the AclPermission. is granted.
aclScope	AclScopeEnum	1	attr	This indicates the scope of applied permissions: explicit, descendant, dependent;

Table C.6: AclPermission

Class	AclRole			
Package	M2::AUTOSARTemplates::GenericStructure::RolesAndRights			
Note	<p>This meta class represents the ability to specify a particular role which is used to grant access rights to AUTOSAR model. The purpose of this meta-class is to support the mutual agreements between the involved parties.</p> <p>Tags: atp.recommendedPackage=AclRoles</p>			
Base	ARElement , ARObject , AtpBlueprint , AtpBlueprintable , CollectableElement , Identifiable , Multilanguage , Referrable , PackageableElement , Referrable			
Aggregated by	ARPackage.element			
Attribute	Type	Mult.	Kind	Note
ldapUrl	UriString	0..1	attr	This is an URL which allows to represent users or organizations taking the particular role.

Table C.7: AclRole

Class	AliasNameSet			
Package	M2::AUTOSARTemplates::CommonStructure::FlatMap			
Note	<p>This meta-class represents a set of AliasNames. The AliasNameSet can for example be an input to the A2L-Generator.</p> <p>Tags: atp.recommendedPackage=AliasNameSets</p>			
Base	ARElement , ARObject , AtpBlueprint , AtpBlueprintable , CollectableElement , Identifiable , MultilanguageReferrable , PackageableElement , Referrable			
Aggregated by	ARPackage.element			
Attribute	Type	Mult.	Kind	Note
aliasName	AliasNameAssignment	*	aggr	<p>AliasNames contained in the AliasNameSet.</p> <p>Stereotypes: atp.Splitable; atp.Variation</p> <p>Tags: atp.Splitkey=aliasName.shortLabel, aliasName.variationPoint.shortLabel vh.latestBindingTime=preCompileTime</p>

Table C.8: AliasNameSet

Class	ApplicationDataType (abstract)			
Package	M2::AUTOSARTemplates::SWComponentTemplate::Datatype::Datatypes			
Note	<p>ApplicationDataType defines a data type from the application point of view. Especially it should be used whenever something "physical" is at stake.</p> <p>An ApplicationDataType represents a set of values as seen in the application model, such as measurement units. It does not consider implementation details such as bit-size, endianness, etc.</p> <p>It should be possible to model the application level aspects of a VFB system by using ApplicationDataTypes only.</p>			
Base	ARElement , ARObject , AtpBlueprint , AtpBlueprintable , AtpClassifier , AtpType , AutosarDataType , CollectableElement , Identifiable , MultilanguageReferrable , PackageableElement , Referrable			
Subclasses	ApplicationCompositeDataType , ApplicationPrimitiveDataType			
Aggregated by	ARPackage.element			
Attribute	Type	Mult.	Kind	Note
–	–	–	–	–

Table C.9: ApplicationDataType

Class	ArgumentDataPrototype			
Package	M2::AUTOSARTemplates::SWComponentTemplate::PortInterface			
Note	<p>An argument of an operation, much like a data element, but also carries direction information and is owned by a particular ClientServerOperation.</p>			
Base	ARObject , AtpFeature , AtpPrototype , AutosarDataPrototype , DataPrototype , Identifiable , MultilanguageReferrable , Referrable			
Aggregated by	AtpClassifier.atpFeature , ClientServerOperation.argument			
Attribute	Type	Mult.	Kind	Note
direction	ArgumentDirectionEnum	0..1	attr	This attribute specifies the direction of the argument prototype.
serverArgumentImplPolicy	ServerArgumentImplPolicyEnum	0..1	attr	<p>This defines how the argument type of the servers RunnableEntity is implemented.</p> <p>If the attribute is not defined this has the same semantics as if the attribute is set to the value useArgumentType for primitive arguments and structures.</p>

Table C.10: ArgumentDataPrototype

Class	AtomicSwComponentType (abstract)			
Package	M2::AUTOSARTemplates::SWComponentTemplate::Components			
Note	An atomic software component is atomic in the sense that it cannot be further decomposed and distributed across multiple ECUs.			
Base	ARElement , ARObject , AtpBlueprint , AtpBlueprintable , AtpClassifier , AtpType , CollectableElement , Identifiable , MultilanguageReferrable , PackageableElement , Referrable , SwComponentType			
Subclasses	ApplicationSwComponentType, ComplexDeviceDriverSwComponentType, EcuAbstractionSwComponentType, NvBlockSwComponentType, SensorActuatorSwComponentType, ServiceProxySwComponentType, ServiceSwComponentType			
Aggregated by	ARPackage.element			
Attribute	Type	Mult.	Kind	Note
internalBehavior	SwcInternalBehavior	0..1	aggr	The SwcInternalBehaviors owned by an AtomicSwComponentType can be located in a different physical file. Therefore the aggregation is <<atpSplitable>>. Stereotypes: atpSplitable; atpVariation Tags: atp.Splitkey=internalBehavior.shortName, internalBehavior.variationPoint.shortLabel vh.latestBindingTime=preCompileTime
symbolProps	SymbolProps	0..1	aggr	This represents the SymbolProps for the AtomicSwComponentType. Stereotypes: atpSplitable Tags: atp.Splitkey=symbolProps.shortName

Table C.11: AtomicSwComponentType

Class	AtpBlueprint (abstract)			
Package	M2::AUTOSARTemplates::CommonStructure::StandardizationTemplate::AbstractBlueprintStructure			
Note	This meta-class represents the ability to act as a Blueprint. As this class is an abstract one, particular blueprint meta-classes inherit from this one.			
Base	ARObject , Identifiable , MultilanguageReferrable , Referrable			
Subclasses	ARPackage , AbstractImplementationDataType , AclObjectSet , AclOperation , AclPermission , AclRole , AliasNameSet , ApplicationDataType , BswEntryRelationshipSet , BswModuleDescription , BswModuleEntry , BuildActionEntity , BuildActionEnvironment , BuildActionManifest , ClientServerInterfaceToBswModuleEntryBlueprintMapping , CompuMethod , ConsistencyNeeds , DataConstr , DataTypeMappingSet , EcucDefinitionCollection , EcucDestinationUriDefSet , EcucModuleDef , FlatMap , ImpositionTime , ImpositionTimeDefinitionGroup , KeywordSet , LifeCycleState , LifeCycleStateDefinitionGroup , ModeDeclarationGroup , PortInterface , PortInterfaceMapping , PortInterfaceMappingSet , PortPrototypeBlueprint , SwAddrMethod , SwBaseType , SwComponentType , VfbTiming			
Attribute	Type	Mult.	Kind	Note
blueprintPolicy	BlueprintPolicy	*	aggr	This role indicates whether the blueprintable element will be modifiable or not modifiable.

Table C.12: AtpBlueprint

Class	AtpBlueprintMapping (abstract)			
Package	M2::AUTOSARTemplates::CommonStructure::StandardizationTemplate::AbstractBlueprintStructure			
Note	This meta-class represents the ability to express a particular mapping between a blueprint and an element derived from this blueprint. Particular mappings are defined by specializations of this meta-class.			
Base	ARObject			
Subclasses	BlueprintMapping			
Aggregated by	BlueprintMappingSet.blueprintMap			





Class		AtpBlueprintMapping (abstract)		
Attribute	Type	Mult.	Kind	Note
atpBlueprint	AtpBlueprint	1	ref	This represents the blueprint. Stereotypes: atpAbstract; atpUriDef Tags: xml.sequenceOffset=50
atpBlueprinted Element	AtpBlueprintable	1	ref	This represents the blueprinted elements which shall be mapped to the blueprint. Stereotypes: atpAbstract Tags: xml.sequenceOffset=60

Table C.13: AtpBlueprintMapping

Class		AtpBlueprintable (abstract)		
Package	M2::AUTOSARTemplates::CommonStructure::StandardizationTemplate::AbstractBlueprintStructure			
Note	This meta-class represents the ability to be derived from a Blueprint. As this class is an abstract one, particular blueprintable meta-classes inherit from this one.			
Base	ARObject , Identifiable , MultilanguageReferrable , Referrable			
Subclasses	ARPackage , AbstractImplementationDataType , AclObjectSet , AclOperation , AclPermission , AclRole , AliasNameSet , ApplicationDataType , BswEntryRelationshipSet , BswModuleDescription , BswModuleEntry , BuildActionEntity , BuildActionEnvironment , BuildActionManifest , CompuMethod , ConsistencyNeeds , DataConstr , DataTypeMappingSet , EcucDefinitionCollection , EcucDestinationUriDefSet , EcucModuleDef , FlatMap , ImpositionTime , ImpositionTimeDefinitionGroup , KeywordSet , LifeCycleState , LifeCycleStateDefinitionGroup , ModeDeclarationGroup , PortInterface , PortInterfaceMapping , PortInterfaceMappingSet , PortPrototype , SwAddrMethod , SwBaseType , SwComponentType , VfbTiming			
Attribute	Type	Mult.	Kind	Note
–	–	–	–	–

Table C.14: AtpBlueprintable

Enumeration	BindingTimeEnum
Package	M2::AUTOSARTemplates::GenericStructure::VariantHandling
Note	This enumerator specifies the applicable binding times for the pre build variation points.
Aggregated by	AttributeValueVariationPoint.bindingTime , ConditionByFormula.bindingTime , FMFeature.maximumIntendedBindingTime , FMFeature.minimumIntendedBindingTime , FMFeatureSelection.maximumSelectedBindingTime , FMFeatureSelection.minimumSelectedBindingTime
Literal	Description
codeGeneration Time	<ul style="list-style-type: none"> • Coding by hand, based on requirements document. • Tool based code generation, e.g. from a model. • The model may contain variants. • Only code for the selected variant(s) is actually generated. Tags: atp.EnumerationLiteralIndex=0
linkTime	Configure what is included in object code, and what is omitted Based on which variant(s) are selected E.g. for modules that are delivered as object code (as opposed to those that are delivered as source code) Tags: atp.EnumerationLiteralIndex=1





Enumeration	BindingTimeEnum
preCompileTime	<p>This is typically the C-Preprocessor. Exclude parts of the code from the compilation process, e.g., because they are not required for the selected variant, because they are incompatible with the selected variant, because they require resources that are not present in the selected variant. Object code is only generated for the selected variant(s). The code that is excluded at this stage code will not be available at later stages.</p> <p>Tags: atp.EnumerationLiteralIndex=2</p>
systemDesignTime	<ul style="list-style-type: none"> • Designing the VFB. • Software Component types (PortInterfaces). • SWC Prototypes and the Connections between SWCprototypes. • Designing the Topology • ECUs and interconnecting Networks • Designing the Communication Matrix and Data Mapping <p>Tags: atp.EnumerationLiteralIndex=3</p>

Table C.15: BindingTimeEnum

Class	<<atpMixedString>> BlueprintFormula			
Package	M2::AUTOSARTemplates::CommonStructure::StandardizationTemplate::BlueprintFormula			
Note	This class express the extension of the Formula Language to provide formalized blueprint-Value resp. blueprintCondition.			
Base	ARObject, FormulaExpression, SwSystemconstDependentFormula			
Attribute	Type	Mult.	Kind	Note
ecuc	EcucDefinitionElement	1	ref	The EcucDefinitionElement serves as a argument for the formular.
verbatim	MultiLanguageVerbatim	1	aggr	This represents an informal term in the expression as verbatim text. Note that the result of this is same as formula keyword "undefined".

Table C.16: BlueprintFormula

Class	BlueprintMapping			
Package	M2::AUTOSARTemplates::CommonStructure::StandardizationTemplate::BlueprintDedicated::Generic Blueprint			
Note	This meta-class represents the ability to map two an object and its blueprint.			
Base	ARObject, AtpBlueprintMapping			
Aggregated by	BlueprintMappingSet.blueprintMap			
Attribute	Type	Mult.	Kind	Note
blueprint	AtpBlueprint	1	ref	This represents the mapped blueprint.
derivedObject	AtpBlueprintable	1	ref	This represents the object which was derived from the blueprint.

Table C.17: BlueprintMapping

Class	BlueprintPolicy (abstract)
Package	M2::AUTOSARTemplates::CommonStructure::StandardizationTemplate::AbstractBlueprintStructure
Note	This meta-class represents the ability to indicate whether blueprintable elements will be modifiable or not modifiable.





Class	BlueprintPolicy (abstract)			
Base	ARObject			
Subclasses	BlueprintPolicyModifiable, BlueprintPolicyNotModifiable			
Aggregated by	AtpBlueprint.blueprintPolicy			
Attribute	Type	Mult.	Kind	Note
attributeName	String	1	attr	This identifies the related attribute of a BlueprintPolicy. For navigation over the model a subset of xpath expressions is used.

Table C.18: BlueprintPolicy

Class	BlueprintPolicyList			
Package	M2::AUTOSARTemplates::CommonStructure::StandardizationTemplate::AbstractBlueprintStructure			
Note	The class represents that the related attribute is modifiable during the blueprinting. It applies only to attribute with upper multiplicity greater than 1.			
Base	ARObject, BlueprintPolicy, BlueprintPolicyModifiable			
Aggregated by	AtpBlueprint.blueprintPolicy			
Attribute	Type	Mult.	Kind	Note
maxNumberOfElements	PositiveInteger	1	attr	Maximum number of elements in list. If the maximum number is not constraint it shall be set to "undefined". Stereotypes: atpVariation Tags: vh.latestBindingTime=blueprintDerivationTime
minNumberOfElements	PositiveInteger	1	attr	Minimum number of elements in the list. If the minimum number is not constraint it shall be set to "undefined". Stereotypes: atpVariation Tags: vh.latestBindingTime=blueprintDerivationTime

Table C.19: BlueprintPolicyList

Class	BlueprintPolicyNotModifiable			
Package	M2::AUTOSARTemplates::CommonStructure::StandardizationTemplate::AbstractBlueprintStructure			
Note	The class represents that the related attribute is not modifiable during the blueprinting.			
Base	ARObject, BlueprintPolicy			
Aggregated by	AtpBlueprint.blueprintPolicy			
Attribute	Type	Mult.	Kind	Note
–	–	–	–	–

Table C.20: BlueprintPolicyNotModifiable

Class	BlueprintPolicySingle			
Package	M2::AUTOSARTemplates::CommonStructure::StandardizationTemplate::AbstractBlueprintStructure			
Note	The class represents that the related attribute is modifiable during the blueprinting. It applies only to attribute with upper multiplicity equal 1.			
Base	ARObject, BlueprintPolicy, BlueprintPolicyModifiable			
Aggregated by	AtpBlueprint.blueprintPolicy			
Attribute	Type	Mult.	Kind	Note
–	–	–	–	–

Table C.21: BlueprintPolicySingle

Class	BswInternalBehavior			
Package	M2::AUTOSARTemplates::BswModuleTemplate::BswBehavior			
Note	Specifies the behavior of a BSW module or a BSW cluster w.r.t. the code entities visible by the BSW Scheduler. It is possible to have several different BswInternalBehaviors referring to the same BswModule Description.			
Base	ARObject, AtpClassifier, AtpFeature, AtpStructureElement, Identifiable , InternalBehavior, Multilanguage Referrable , Referrable			
Aggregated by	AtpClassifier.atpFeature, BswModuleDescription.internalBehavior			
Attribute	Type	Mult.	Kind	Note
arTypedPer Instance Memory	VariableDataPrototype	*	aggr	Defines an AUTOSAR typed memory-block that needs to be available for each instance of the Basic Software Module. The aggregation of arTypedPerInstanceMemory is subject to variability with the purpose to support variability in the Basic Software Module's implementations. Typically different algorithms in the implementation are requiring different number of memory objects. Stereotypes: atpSplitable; atpVariation Tags: atp.Splitkey=arTypedPerInstanceMemory.shortName, arTypedPerInstanceMemory.variationPoint.shortLabel vh.latestBindingTime=preCompileTime
bswPerInstance MemoryPolicy	BswPerInstance MemoryPolicy	*	aggr	Policy for a arTypedPerInstanceMemory The policy selects the options of the Schedule Manager API generation. Stereotypes: atpSplitable; atpVariation Tags: atp.Splitkey=bswPerInstanceMemoryPolicy, bswPerInstanceMemoryPolicy.variationPoint.shortLabel vh.latestBindingTime=preCompileTime
clientPolicy	BswClientPolicy	*	aggr	Policy for a requiredClientServerEntry. The policy selects the options of the Schedule Manager API generation. Stereotypes: atpSplitable; atpVariation Tags: atp.Splitkey=clientPolicy, clientPolicy.variationPoint.shortLabel vh.latestBindingTime=preCompileTime
distinguished Partition	BswDistinguished Partition	*	aggr	Indicates an abstract partition context in which the enclosing BswModuleEntity can be executed. Stereotypes: atpSplitable; atpVariation Tags: atp.Splitkey=distinguishedPartition.shortName, distinguishedPartition.variationPoint.shortLabel vh.latestBindingTime=preCompileTime xml.sequenceOffset=60
entity	BswModuleEntity	*	aggr	A code entity for which the behavior is described Stereotypes: atpSplitable; atpVariation Tags: atp.Splitkey=entity.shortName, entity.variationPoint.shortLabel vh.latestBindingTime=preCompileTime xml.sequenceOffset=5
event	BswEvent	*	aggr	An event required by this module behavior. Stereotypes: atpSplitable; atpVariation Tags: atp.Splitkey=event.shortName, event.variationPoint.shortLabel vh.latestBindingTime=preCompileTime xml.sequenceOffset=10





Class	BswInternalBehavior			
exclusiveAreaPolicy	BswExclusiveAreaPolicy	*	aggr	<p>Policy for an ExclusiveArea in this BswInternalBehavior. The policy selects the options of the Schedule Manager API generation.</p> <p>Stereotypes: atpSplitable; atpVariation Tags: atp.Splitkey=exclusiveAreaPolicy, exclusiveAreaPolicy.variationPoint.shortLabel vh.latestBindingTime=preCompileTime</p>
includedDataTypeSet	IncludedDataTypeSet	*	aggr	<p>The includedDataTypeSet is used by a basic software module for its implementation.</p> <p>Stereotypes: atpSplitable Tags: atp.Splitkey=includedDataTypeSet</p>
includedModeDeclarationGroupSet	IncludedModeDeclarationGroupSet	*	aggr	<p>This aggregation represents the included Mode DeclarationGroups</p> <p>Stereotypes: atpSplitable Tags: atp.Splitkey=includedModeDeclarationGroupSet</p>
internalTriggeringPoint	BswInternalTriggeringPoint	*	aggr	<p>An internal triggering point.</p> <p>Stereotypes: atpSplitable; atpVariation Tags: atp.Splitkey=internalTriggeringPoint.shortName, internalTriggeringPoint.variationPoint.shortLabel vh.latestBindingTime=preCompileTime xml.sequenceOffset=2</p>
internalTriggeringPointPolicy	BswInternalTriggeringPointPolicy	*	aggr	<p>Policy for an internalTriggeringPoint in this BswInternalBehavior.. The policy selects the options of the Schedule Manager API generation.</p> <p>Stereotypes: atpSplitable; atpVariation Tags: atp.Splitkey=internalTriggeringPointPolicy, internalTriggeringPointPolicy.variationPoint.shortLabel vh.latestBindingTime=preCompileTime</p>
modeReceiverPolicy	BswModeReceiverPolicy	*	aggr	<p>Implementation policy for the reception of mode switches.</p> <p>Stereotypes: atpSplitable; atpVariation Tags: atp.Splitkey=modeReceiverPolicy, modeReceiverPolicy.variationPoint.shortLabel vh.latestBindingTime=preCompileTime xml.sequenceOffset=25</p>
modeSenderPolicy	BswModeSenderPolicy	*	aggr	<p>Implementation policy for providing a mode group.</p> <p>Stereotypes: atpSplitable; atpVariation Tags: atp.Splitkey=modeSenderPolicy, modeSenderPolicy.variationPoint.shortLabel vh.latestBindingTime=preCompileTime xml.sequenceOffset=20</p>
parameterPolicy	BswParameterPolicy	*	aggr	<p>Policy for a perInstanceParameter in this BswInternalBehavior. The policy selects the options of the Schedule Manager API generation.</p> <p>Stereotypes: atpSplitable; atpVariation Tags: atp.Splitkey=parameterPolicy, parameterPolicy.variationPoint.shortLabel vh.latestBindingTime=preCompileTime</p>





Class	BswInternalBehavior			
perInstanceParameter	ParameterDataPrototype	*	aggr	<p>Describes a read only memory object containing characteristic value(s) needed by this BswInternalBehavior. The role name perInstanceParameter is chosen in analogy to the similar role in the context of SwcInternalBehavior.</p> <p>In contrast to constantMemory, this object is not allocated locally by the module's code, but by the BSW Scheduler and it is accessed from the BSW module via the BSW Scheduler API. The main use case is the support of software emulation of calibration data.</p> <p>The aggregation is subject to variability with the purpose to support implementation variants.</p> <p>Stereotypes: atpSplitable; atpVariation Tags: atp.Splitkey=perInstanceParameter.shortName, perInstanceParameter.variationPoint.shortLabel vh.latestBindingTime=preCompileTime xml.sequenceOffset=45</p>
receptionPolicy	BswDataReceptionPolicy	*	aggr	<p>Data reception policy for inter-partition and/or inter-core communication.</p> <p>Stereotypes: atpSplitable; atpVariation Tags: atp.Splitkey=receptionPolicy, receptionPolicy.variationPoint.shortLabel vh.latestBindingTime=preCompileTime xml.sequenceOffset=55</p>
releasedTriggerPolicy	BswReleasedTriggerPolicy	*	aggr	<p>Policy for a releasedTrigger. The policy selects the options of the Schedule Manager API generation.</p> <p>Stereotypes: atpSplitable; atpVariation Tags: atp.Splitkey=releasedTriggerPolicy, releasedTriggerPolicy.variationPoint.shortLabel vh.latestBindingTime=preCompileTime</p>
schedulerNamePrefix	BswSchedulerNamePrefix	*	aggr	<p>Optional definition of one or more prefixes to be used for the BswScheduler.</p> <p>Stereotypes: atpSplitable; atpVariation Tags: atp.Splitkey=schedulerNamePrefix.shortName, schedulerNamePrefix.variationPoint.shortLabel vh.latestBindingTime=preCompileTime xml.sequenceOffset=50</p>
sendPolicy	BswDataSendPolicy	*	aggr	<p>Policy for a providedData. The policy selects the options of the Schedule Manager API generation.</p> <p>Stereotypes: atpSplitable; atpVariation Tags: atp.Splitkey=sendPolicy, sendPolicy.variationPoint.shortLabel vh.latestBindingTime=preCompileTime</p>





Class	BswInternalBehavior			
service Dependency	BswService Dependency	*	aggr	<p>Defines the requirements on AUTOSAR Services for a particular item.</p> <p>The aggregation is subject to variability with the purpose to support the conditional existence of ServiceNeeds.</p> <p>The aggregation is splitable in order to support that ServiceNeeds might be provided in later development steps.</p> <p>Stereotypes: atpSplitable; atpVariation Tags: atp.Splitkey=serviceDependency.ident.shortName, serviceDependency.variationPoint.shortLabel vh.latestBindingTime=preCompileTime xml.sequenceOffset=40</p>
triggerDirect Implementation	BswTriggerDirect Implementation	*	aggr	<p>Specifies a trigger to be directly implemented via OS calls.</p> <p>Stereotypes: atpSplitable; atpVariation Tags: atp.Splitkey=triggerDirectImplementation, triggerDirect Implementation.variationPoint.shortLabel vh.latestBindingTime=preCompileTime xml.sequenceOffset=15</p>
variationPoint Proxy	VariationPointProxy	*	aggr	<p>Proxy of a variation points in the C/C++ implementation.</p> <p>Stereotypes: atpSplitable Tags: atp.Splitkey=variationPointProxy.shortName</p>

Table C.22: BswInternalBehavior

Class	BswModuleDescription			
Package	M2::AUTOSARTemplates::BswModuleTemplate::BswOverview			
Note	<p>Root element for the description of a single BSW module or BSW cluster. In case it describes a BSW module, the short name of this element equals the name of the BSW module.</p> <p>Tags: atp.recommendedPackage=BswModuleDescriptions</p>			
Base	ARElement , ARObject , AtpBlueprint , AtpBlueprintable , AtpClassifier , AtpFeature , AtpStructureElement , CollectableElement , Identifiable , MultilanguageReferrable , PackageableElement , Referrable			
Aggregated by	ARPackage.element , AtpClassifier.atpFeature			
Attribute	Type	Mult.	Kind	Note
bswModule Dependency	BswModuleDependency	*	aggr	<p>Describes the dependency to another BSW module.</p> <p>Stereotypes: atpSplitable; atpVariation Tags: atp.Splitkey=bswModuleDependency.shortName, bsw ModuleDependency.variationPoint.shortLabel vh.latestBindingTime=preCompileTime xml.sequenceOffset=20</p>
bswModule Documentation	SwComponent Documentation	0..1	aggr	<p>This adds a documentation to the BSW module.</p> <p>Stereotypes: atpSplitable; atpVariation Tags: atp.Splitkey=bswModuleDocumentation, bswModule Documentation.variationPoint.shortLabel vh.latestBindingTime=preCompileTime xml.sequenceOffset=6</p>





Class	BswModuleDescription			
expectedEntry	BswModuleEntry	*	ref	<p>Indicates an entry which is required by this module. Replacement of outgoingCallback / requiredEntry.</p> <p>Stereotypes: atpSplittable; atpVariation Tags: atp.Splitkey=expectedEntry.bswModuleEntry, expectedEntry.variationPoint.shortLabel vh.latestBindingTime=preCompileTime</p>
implementedEntry	BswModuleEntry	*	ref	<p>Specifies an entry provided by this module which can be called by other modules. This includes "main" functions, interrupt routines, and callbacks. Replacement of providedEntry / expectedCallback.</p> <p>Stereotypes: atpSplittable; atpVariation Tags: atp.Splitkey=implementedEntry.bswModuleEntry, implementedEntry.variationPoint.shortLabel vh.latestBindingTime=preCompileTime</p>
internalBehavior	BswInternalBehavior	*	aggr	<p>The various BswInternalBehaviors associated with a BswModuleDescription can be distributed over several physical files. Therefore the aggregation is <<atpSplittable>>.</p> <p>Stereotypes: atpSplittable Tags: atp.Splitkey=internalBehavior.shortName xml.sequenceOffset=65</p>
moduleId	PositiveInteger	0..1	attr	<p>Refers to the BSW Module Identifier defined by the AUTOSAR standard. For non-standardized modules, a proprietary identifier can be optionally chosen.</p> <p>Tags: xml.sequenceOffset=5</p>
providedClientServerEntry	BswModuleClientServerEntry	*	aggr	<p>Specifies that this module provides a client server entry which can be called from another partition or core. This entry is declared locally to this context and will be connected to the requiredClientServerEntry of another or the same module via the configuration of the BSW Scheduler.</p> <p>Stereotypes: atpSplittable; atpVariation Tags: atp.Splitkey=providedClientServerEntry.shortName, providedClientServerEntry.variationPoint.shortLabel vh.latestBindingTime=preCompileTime xml.sequenceOffset=45</p>
providedData	VariableDataPrototype	*	aggr	<p>Specifies a data prototype provided by this module in order to be read from another partition or core. The providedData is declared locally to this context and will be connected to the requiredData of another or the same module via the configuration of the BSW Scheduler.</p> <p>Stereotypes: atpSplittable; atpVariation Tags: atp.Splitkey=providedData.shortName, providedData.variationPoint.shortLabel vh.latestBindingTime=preCompileTime xml.sequenceOffset=55</p>





Class	BswModuleDescription			
providedModeGroup	ModeDeclarationGroupPrototype	*	aggr	<p>A set of modes which is owned and provided by this module or cluster. It can be connected to the required ModeGroups of other modules or clusters via the configuration of the BswScheduler. It can also be synchronized with modes provided via ports by an associated ServiceSwComponentType, EcuAbstractionSwComponentType or ComplexDeviceDriverSwComponentType.</p> <p>Stereotypes: atpSplittable; atpVariation Tags: atp.Splitkey=providedModeGroup.shortName, providedModeGroup.variationPoint.shortLabel vh.latestBindingTime=preCompileTime xml.sequenceOffset=25</p>
releasedTrigger	Trigger	*	aggr	<p>A Trigger released by this module or cluster. It can be connected to the requiredTriggers of other modules or clusters via the configuration of the BswScheduler. It can also be synchronized with Triggers provided via ports by an associated ServiceSwComponentType, EcuAbstractionSwComponentType or ComplexDeviceDriverSwComponentType.</p> <p>Stereotypes: atpSplittable; atpVariation Tags: atp.Splitkey=releasedTrigger.shortName, releasedTrigger.variationPoint.shortLabel vh.latestBindingTime=preCompileTime xml.sequenceOffset=35</p>
requiredClientServerEntry	BswModuleClientServerEntry	*	aggr	<p>Specifies that this module requires a client server entry which can be implemented on another partition or core. This entry is declared locally to this context and will be connected to the providedClientServerEntry of another or the same module via the configuration of the BSW Scheduler.</p> <p>Stereotypes: atpSplittable; atpVariation Tags: atp.Splitkey=requiredClientServerEntry.shortName, requiredClientServerEntry.variationPoint.shortLabel vh.latestBindingTime=preCompileTime xml.sequenceOffset=50</p>
requiredData	VariableDataPrototype	*	aggr	<p>Specifies a data prototype required by this module in order to be provided from another partition or core. The required Data is declared locally to this context and will be connected to the providedData of another or the same module via the configuration of the BswScheduler.</p> <p>Stereotypes: atpSplittable; atpVariation Tags: atp.Splitkey=requiredData.shortName, requiredData.variationPoint.shortLabel vh.latestBindingTime=preCompileTime xml.sequenceOffset=60</p>





Class	BswModuleDescription			
requiredModeGroup	ModeDeclarationGroup Prototype	*	aggr	Specifies that this module or cluster depends on a certain mode group. The requiredModeGroup is local to this context and will be connected to the providedModeGroup of another module or cluster via the configuration of the BswScheduler. Stereotypes: atpSplitable; atpVariation Tags: atp.Splitkey=requiredModeGroup.shortName, requiredModeGroup.variationPoint.shortLabel vh.latestBindingTime=preCompileTime xml.sequenceOffset=30
requiredTrigger	Trigger	*	aggr	Specifies that this module or cluster reacts upon an external trigger. This requiredTrigger is declared locally to this context and will be connected to the providedTrigger of another module or cluster via the configuration of the BswScheduler. Stereotypes: atpSplitable; atpVariation Tags: atp.Splitkey=requiredTrigger.shortName, requiredTrigger.variationPoint.shortLabel vh.latestBindingTime=preCompileTime xml.sequenceOffset=40

Table C.23: BswModuleDescription

Class	BswModuleEntry			
Package	M2::AUTOSARTemplates::BswModuleTemplate::BswInterfaces			
Note	This class represents a single API entry (C-function prototype) into the BSW module or cluster. The name of the C-function is equal to the short name of this element with one exception: In case of multiple instances of a module on the same CPU, special rules for "infixes" apply, see description of class BswImplementation. Tags: atp.recommendedPackage=BswModuleEntries			
Base	ARElement , ARObject , AtpBlueprint , AtpBlueprintable , CollectableElement , Identifiable , MultilanguageReferrable , PackageableElement , Referrable			
Aggregated by	ARPackage.element			
Attribute	Type	Mult.	Kind	Note
argument (ordered)	SwServiceArg	*	aggr	An argument belonging to this BswModuleEntry. Stereotypes: atpSplitable; atpVariation Tags: atp.Splitkey=argument.shortName, argument.variationPoint.shortLabel vh.latestBindingTime=blueprintDerivationTime xml.sequenceOffset=45
bswEntryKind	BswEntryKindEnum	0..1	attr	This describes whether the entry is concrete or abstract. If the attribute is missing the entry is considered as concrete. Tags: xml.sequenceOffset=40
callType	BswCallType	0..1	attr	The type of call associated with this service. Tags: xml.sequenceOffset=25
executionContext	BswExecutionContext	0..1	attr	Specifies the execution context which is required (in case of entries into this module) or guaranteed (in case of entries called from this module) for this service. Tags: xml.sequenceOffset=30





Class	BswModuleEntry			
function Prototype Emitter	NameToken	0..1	attr	This attribute is used to control the generation of function prototypes. If set to "RTE", the RTE generates the function prototypes in the Module Interlink Header File.
isReentrant	Boolean	0..1	attr	Reentrancy from the viewpoint of function callers: <ul style="list-style-type: none"> • true: Enables the service to be invoked again, before the service has finished. • false: It is prohibited to invoke the service again before is has finished. Tags: xml.sequenceOffset=15
isSynchronous	Boolean	0..1	attr	Synchronicity from the viewpoint of function callers: <ul style="list-style-type: none"> • true: This calls a synchronous service, i.e. the service is completed when the call returns. • false: The service (on semantical level) may not be complete when the call returns. Tags: xml.sequenceOffset=20
returnType	SwServiceArg	0..1	aggr	The return type belonging to this bswModuleEntry. Tags: xml.sequenceOffset=40
role	Identifier	0..1	attr	Specifies the role of the entry in the given context. It shall be equal to the standardized name of the service call, especially in cases where no ServiceIdentifier is specified, e.g. for callbacks. Note that the ShortName is not always sufficient because it maybe vendor specific (e.g. for callbacks which can have more than one instance). Tags: xml.sequenceOffset=10
serviceId	PositiveInteger	0..1	attr	Refers to the service identifier of the Standardized Interfaces of AUTOSAR basic software. For non-standardized interfaces, it can optionally be used for proprietary identification. Tags: xml.sequenceOffset=5
swServiceImpl Policy	SwServiceImplPolicy Enum	0..1	attr	Denotes the implementation policy as a standard function call, inline function or macro. This has to be specified on interface level because it determines the signature of the call. Tags: xml.sequenceOffset=35

Table C.24: BswModuleEntry

Class	BuildAction			
Package	M2::AUTOSARTemplates::GenericStructure::BuildActionManifest			
Note	This meta-class represents the ability to specify a build action.			
Base	ARObject , AtpBlueprint , AtpBlueprintable , BuildActionEntity , Identifiable , MultilanguageReferrable , Referrable			
Aggregated by	BuildActionManifest.buildAction			
Attribute	Type	Mult.	Kind	Note
createdData	BuildActionIoElement	*	aggr	This represents the artifacts which are created by the processor.
followUpAction	BuildAction	*	ref	This association specifies a set of follow up actions. Tags: xml.sequenceOffset=-80
inputData	BuildActionIoElement	*	aggr	This represents the artifacts which are read by the processor.





Class	BuildAction			
modifiedData	BuildActionIoElement	*	aggr	This denotes the data which are modified by the action.
predecessor Action	BuildAction	*	ref	This association specifies a set of predecessors. These actions shall be finished before but necessarily immediately after the given action.. These actions need to be performed in the specified order. Tags: xml.sequenceOffset=-90
required Environment	BuildActionEnvironment	1	ref	This represents the environment which is required to use the specified Processor.

Table C.25: BuildAction

Class	BuildActionEnvironment			
Package	M2::AUTOSARTemplates::GenericStructure::BuildActionManifest			
Note	This meta-class represents the ability to specify a build action environment.			
Base	ARObject , AtpBlueprint , AtpBlueprintable , Identifiable , MultilanguageReferrable , Referrable			
Aggregated by	BuildActionManifest . buildActionEnvironment			
Attribute	Type	Mult.	Kind	Note
sdg	Sdg	*	aggr	This represents a general data structure intended to denote parameters for the BuildActionEnvironment.

Table C.26: BuildActionEnvironment

Class	BuildActionManifest			
Package	M2::AUTOSARTemplates::GenericStructure::BuildActionManifest			
Note	This meta-class represents the ability to specify a manifest for processing artifacts. An example use case is the processing of ECUC parameter values. Tags: atp.recommendedPackage=BuildActionManifests xml.globalElement=false			
Base	ARElement , ARObject , AtpBlueprint , AtpBlueprintable , CollectableElement , Identifiable , MultilanguageReferrable , PackageableElement , Referrable			
Aggregated by	ARPackage . element			
Attribute	Type	Mult.	Kind	Note
buildAction	BuildAction	*	aggr	This represents a particular action in the build chain. Stereotypes: atpSplittable; atpVariation Tags: atp.Splitkey=buildAction.shortName, buildAction.variationPoint.shortLabel vh.latestBindingTime=blueprintDerivationTime
buildAction Environment	BuildActionEnvironment	*	aggr	This represents a build action environment. Stereotypes: atpSplittable; atpVariation Tags: atp.Splitkey=buildActionEnvironment.shortName, buildActionEnvironment.variationPoint.shortLabel vh.latestBindingTime=blueprintDerivationTime
dynamicAction	BuildAction	*	ref	This denotes an Action which is to be executed as part of the dynamic action set.





Class	BuildActionManifest			
startAction	BuildAction	*	ref	This specifies the list of actions to be performed at the beginning of the process. Tags: xml.sequenceOffset=-90
tearDownAction	BuildAction	*	ref	This specifies the set of action which shall be performed after all other actions in the manifest were performed. Tags: xml.sequenceOffset=-80

Table C.27: BuildActionManifest

Class	ClientServerInterfaceToBswModuleEntryBlueprintMapping			
Package	M2::AUTOSARTemplates::CommonStructure::StandardizationTemplate::ClientServerInterfaceToBswModuleEntryMapping			
Note	This represents a mapping between one ClientServerInterface blueprint and BswModuleEntry blueprint in order to express the intended implementation of ClientServerOperations by specific BswModuleEntries under consideration of PortDefinedArguments. Such a mapping enables the formal check whether the number of arguments and the data types of arguments of the operation + additional PortDefined Arguments matches the signature of the BswModuleEntry. Tags: atp.recommendedPackage=BlueprintMappingSets			
Base	ARElement , ARObject , AtpBlueprint , CollectableElement , Identifiable , MultilanguageReferrable , PackageableElement , Referrable			
Aggregated by	ARPackage.element			
Attribute	Type	Mult.	Kind	Note
clientServerInterface	ClientServerInterface	1	ref	The referenced ClientServerInterface represents the client server interface the mapping is dedicated to.
operationMapping	ClientServerOperationBlueprintMapping	1..*	aggr	This specifies the operations used in the mapping between the ClientServerInterface and the BswModuleEntry. Stereotypes: atpSplittable; atpVariation Tags: atp.Splitkey=operationMapping, operationMapping.variationPoint.shortLabel vh.latestBindingTime=preCompileTime
portDefinedArgumentBlueprint (ordered)	PortDefinedArgumentBlueprint	*	aggr	This specifies the PortDefinedArguments used in the mapping between the ClientServerInterface and the BswModuleEntry. Stereotypes: atpSplittable; atpVariation Tags: atp.Splitkey=portDefinedArgumentBlueprint, portDefinedArgumentBlueprint.variationPoint.shortLabel vh.latestBindingTime=preCompileTime

Table C.28: ClientServerInterfaceToBswModuleEntryBlueprintMapping

Class	ClientServerOperation
Package	M2::AUTOSARTemplates::SWComponentTemplate::PortInterface
Note	An operation declared within the scope of a client/server interface.
Base	ARObject , AtpClassifier , AtpFeature , AtpStructureElement , Identifiable , MultilanguageReferrable , Referrable





Class	ClientServerOperation			
Aggregated by	ApplicationInterface.command, <i>AtpClassifier.atpFeature</i> , ClientServerInterface.operation, DiagnosticDataElementInterface.read, DiagnosticDataIdentifierInterface.read, DiagnosticDataIdentifierInterface.write, DiagnosticRoutineInterface.requestResult, DiagnosticRoutineInterface.start, DiagnosticRoutineInterface.stop, PhmRecoveryActionInterface.recovery, ServiceInterface.method			
Attribute	Type	Mult.	Kind	Note
argument (ordered)	ArgumentDataPrototype	*	aggr	An argument of this ClientServerOperation Stereotypes: atpSplittable; atpVariation Tags: atp.Splitkey=argument.shortName, argument.variation Point.shortLabel vh.latestBindingTime=blueprintDerivationTime
diagArgIntegrity	Boolean	0..1	attr	This attribute shall only be used in the implementation of diagnostic routines to support the case where input and output arguments are allocated in a shared buffer and might unintentionally overwrite input arguments by tentative write operations to output arguments. This situation can happen during sliced execution or while output parameters are arrays (call by reference). The value true means that the ClientServerOperation is aware of the usage of a shared buffer and takes precautions to avoid unintentional overwrite of input arguments. If the attribute does not exist or is set to false the Client ServerOperation does not have to consider the usage of a shared buffer.
possibleError	ApplicationError	*	ref	Possible errors that may be raised by the referring operation.

Table C.29: ClientServerOperation

Class	Collection			
Package	M2::AUTOSARTemplates::GenericStructure::GeneralTemplateClasses::ElementCollection			
Note	<p>This meta-class specifies a collection of elements. A collection can be utilized to express additional aspects for a set of elements.</p> <p>Note that Collection is an ARElement. Therefore it is applicable e.g. for EvaluatedVariant, even if this is not obvious.</p> <p>Usually the category of a Collection is "SET". On the other hand, a Collection can also express an arbitrary relationship between elements. This is denoted by the category "RELATION" (see also [TPS_GST_00347]).</p> <p>In this case the collection represents an association from "sourceElement" to "targetElement" in the role "role".</p> <p>Tags: atp.recommendedPackage=Collections</p>			
Base	ARElement , ARObject , CollectableElement , Identifiable , MultilanguageReferrable , PackageableElement , Referrable			
Aggregated by	ARPackage.element			
Attribute	Type	Mult.	Kind	Note
autoCollect	AutoCollectEnum	0..1	attr	This attribute reflects how far the referenced objects are part of the collection. Tags: xml.sequenceOffset=20
collected Instance	AtpFeature	*	iref	This instance ref supports the use case that a particular instance is part of the collection. Tags: xml.sequenceOffset=60 InstanceRef implemented by: AnyInstanceRef





Class	Collection			
collectionSemantics	NameToken	0..1	attr	Provides the ability to express the semantics of a Collection depending on the intended use case. The collectionSemantics is specified as a NameToken which must be agreed by all stakeholders. Tags: xml.sequenceOffset=25
element	Identifiable	*	ref	This is an element in the collection. Note that Collection itself is collectable. Therefore collections can be nested. In case of category="RELATION" this represents the target end of the relation. Tags: xml.sequenceOffset=40
elementRole	Identifier	0..1	attr	This attribute allows to denote a particular role of the collection. Note that the applicable semantics shall be mutually agreed between the two parties. In particular it denotes the role of element in the context of sourceElement. Tags: xml.sequenceOffset=30
sourceElement	Identifiable	*	ref	Only if Category = "RELATION". This represents the source of a relation. Tags: xml.sequenceOffset=50
sourceInstance	AtpFeature	*	iref	Only if Category = "RELATION". This represents the source instance of a relation. Tags: xml.sequenceOffset=70 InstanceRef implemented by: AnyInstanceRef

Table C.30: Collection

Class	CompuMethod			
Package	M2::MSR::AsamHdo::ComputationMethod			
Note	This meta-class represents the ability to express the relationship between a physical value and the mathematical representation. Note that this is still independent of the technical implementation in data types. It only specifies the formula how the internal value corresponds to its physical pendant. Tags: atp.recommendedPackage=CompuMethods			
Base	ARElement , ARObject , AtpBlueprint , AtpBlueprintable , CollectableElement , Identifiable , Multilanguage , Referrable , PackageableElement , Referrable			
Aggregated by	ARPackage.element			
Attribute	Type	Mult.	Kind	Note
compuInternalToPhys	Compu	0..1	aggr	This specifies the computation from internal values to physical values. Stereotypes: atpSplitable Tags: atp.Splitkey=compuInternalToPhys xml.sequenceOffset=80
compuPhysToInternal	Compu	0..1	aggr	This represents the computation from physical values to the internal values. Stereotypes: atpSplitable Tags: atp.Splitkey=compuPhysToInternal xml.sequenceOffset=90





Class	CompuMethod			
displayFormat	DisplayFormatString	0..1	attr	This property specifies, how the physical value shall be displayed e.g. in documents or measurement and calibration tools. Tags: xml.sequenceOffset=20
unit	Unit	0..1	ref	This is the physical unit of the Physical values for which the CompuMethod applies. Tags: xml.sequenceOffset=30

Table C.31: CompuMethod

Class	CompuScale			
Package	M2::MSR::AsamHdo::ComputationMethod			
Note	This meta-class represents the ability to specify one segment of a segmented computation method.			
Base	ARObject			
Aggregated by	CompuScales.compuScale			
Attribute	Type	Mult.	Kind	Note
a2lDisplayText	String	0..1	attr	The value of this attribute shall be taken for generating one display text (specifically the OutVal) within the equivalent of the enclosing CompuMethod in A2L.
compuInverse Value	CompuConst	0..1	aggr	This is the inverse value of the constraint. This supports the case that the scale is not reversible per se. Tags: xml.sequenceOffset=60
compuScale Contents	CompuScaleContents	0..1	aggr	This represents the computation details of the scale. Tags: xml.roleElement=false xml.roleWrapperElement=false xml.sequenceOffset=70 xml.typeElement=false xml.typeWrapperElement=false
desc	MultiLanguageOverview Paragraph	0..1	aggr	<desc> represents a general but brief description of the object in question. Tags: xml.sequenceOffset=30
lowerLimit	Limit	0..1	attr	This specifies the lower limit of the scale. Stereotypes: atpVariation Tags: vh.latestBindingTime=preCompileTime xml.sequenceOffset=40
mask	PositiveUnlimitedInteger	0..1	attr	In difference to all the other computational methods every COMPU-SCALE will be applied including the bit MASK. Therefore it is allowed for this type of COMPU-METHOD, that COMPU-SCALES overlap. To calculate the string reverse to a value, the string has to be split and the according value for each substring has to be summed up. The sum is finally transmitted. The processing has to be done in order of the COMPU-SCALE elements. Tags: xml.sequenceOffset=35
shortLabel	Identifier	0..1	attr	This element specifies a short name for the particular scale. The name can for example be used to derive a programming language identifier. Tags: xml.sequenceOffset=20





Class	CompuScale			
symbol	CIdentifier	0..1	attr	The symbol, if provided, is used by code generators to get a C identifier for the CompuScale. The name will be used as is for the code generation, therefore it needs to be unique within the generation context. Tags: xml.sequenceOffset=25
upperLimit	Limit	0..1	attr	This specifies the upper limit of a of the scale. Stereotypes: atpVariation Tags: vh.latestBindingTime=preCompileTime xml.sequenceOffset=50

Table C.32: CompuScale

Class	ConsistencyNeeds			
Package	M2::AUTOSARTemplates::SWComponentTemplate::ImplicitCommunicationBehavior			
Note	This meta-class represents the ability to define requirements on the implicit communication behavior.			
Base	ARObject , AtpBlueprint , AtpBlueprintable , Identifiable , MultilanguageReferrable , Referrable			
Aggregated by	ConsistencyNeedsBlueprintSet.consistencyNeeds , SwComponentType.consistencyNeeds			
Attribute	Type	Mult.	Kind	Note
dpgDoesNotRequireCoherency	DataPrototypeGroup	*	aggr	This group of VariableDataPrototypes does not require coherency with respect to the implicit communication behavior. Stereotypes: atpSplitable; atpVariation Tags: atp.Splitkey=dpgDoesNotRequireCoherency.shortName, dpgDoesNotRequireCoherency.variationPoint.shortLabel vh.latestBindingTime=preCompileTime
dpgRequiresCoherency	DataPrototypeGroup	*	aggr	This group of VariableDataPrototypes requires coherency with respect to the implicit communication behavior, i.e. all read and write access to VariableDataPrototypes in the DataPrototypeGroup by the RunnableEntities of the RunnableEntityGroup need to be handled in a coherent manner. Stereotypes: atpSplitable; atpVariation Tags: atp.Splitkey=dpgRequiresCoherency.shortName, dpgRequiresCoherency.variationPoint.shortLabel vh.latestBindingTime=preCompileTime
regDoesNotRequireStability	RunnableEntityGroup	*	aggr	This group of RunnableEntities does not require stability with respect to the implicit communication behavior. Stereotypes: atpSplitable; atpVariation Tags: atp.Splitkey=regDoesNotRequireStability.shortName, regDoesNotRequireStability.variationPoint.shortLabel vh.latestBindingTime=preCompileTime





Class	ConsistencyNeeds			
regRequiresStability	RunnableEntityGroup	*	aggr	<p>This group of RunnableEntities requires stability with respect to the implicit communication behavior, i.e. all read and write access to VariableDataPrototypes in the DataPrototypeGroup by the RunnableEntities of the RunnableEntityGroup need to be handled in a stable manner.</p> <p>Stereotypes: atpSplitable; atpVariation Tags: atp.Splitkey=regRequiresStability.shortName, regRequiresStability.variationPoint.shortLabel vh.latestBindingTime=preCompileTime</p>

Table C.33: ConsistencyNeeds

Class	ConsistencyNeedsBlueprintSet			
Package	M2::AUTOSARTemplates::CommonStructure::StandardizationTemplate::Blueprint Dedicated::ConsistencyNeedsBlueprintSet			
Note	This meta class represents the ability to specify a set of blueprint for ConsistencyNeeds. Tags: atp.recommendedPackage=ConsistencyNeedsBlueprintSets			
Base	ARElement , ARObject , CollectableElement , Identifiable , MultilanguageReferrable , PackageableElement , Referrable			
Aggregated by	ARPackage.element			
Attribute	Type	Mult.	Kind	Note
consistencyNeeds	ConsistencyNeeds	*	aggr	<p>This represents a particular blueprint of consistency Needs. Note that it is</p> <p>Stereotypes: atpSplitable; atpVariation Tags: atp.Splitkey=consistencyNeeds.shortName, consistencyNeeds.variationPoint.shortLabel vh.latestBindingTime=preCompileTime</p>

Table C.34: ConsistencyNeedsBlueprintSet

Class	DataConstr			
Package	M2::MSR::AsamHdo::Constraints::GlobalConstraints			
Note	This meta-class represents the ability to specify constraints on data. Tags: atp.recommendedPackage=DataConstrs			
Base	ARElement , ARObject , AtpBlueprint , AtpBlueprintable , CollectableElement , Identifiable , MultilanguageReferrable , PackageableElement , Referrable			
Aggregated by	ARPackage.element			
Attribute	Type	Mult.	Kind	Note
dataConstrRule	DataConstrRule	*	aggr	<p>This is one particular rule within the data constraints.</p> <p>Tags: xml.roleElement=true xml.roleWrapperElement=true xml.sequenceOffset=30 xml.typeElement=false xml.typeWrapperElement=false</p>

Table C.35: DataConstr

Class	DataFormatTailoring			
Package	M2::AUTOSARTemplates::CommonStructure::StandardizationTemplate::DataExchangePoint::DataFormatTailoring			
Note	This class collects all rules that tailor the AUTOSAR templates for a specific data exchange point.			
Base	ARObject			
Aggregated by	DataExchangePoint.dataFormatTailoring			
Attribute	Type	Mult.	Kind	Note
classTailoring	ClassTailoring	*	aggr	Specification of tailorings of Meta Classes Tags: xml.sequenceOffset=10
constraintTailoring	ConstraintTailoring	*	aggr	Specification of tailorings of Constraints that are not explicitly owned by any Meta-Class Tags: xml.sequenceOffset=20

Table C.36: DataFormatTailoring

Class	DataPrototypeGroup			
Package	M2::AUTOSARTemplates::SWComponentTemplate::ImplicitCommunicationBehavior			
Note	This meta-class represents the ability to define a collection of DataPrototypes that are subject to the formal definition of implicit communication behavior. The definition of the collection can be nested.			
Base	ARObject, AtpClassifier, AtpFeature, AtpStructureElement, Identifiable , MultilanguageReferrable , Referrable			
Aggregated by	AtpClassifier.atpFeature, ConsistencyNeeds.dpgDoesNotRequireCoherency , ConsistencyNeeds.dpgRequiresCoherency			
Attribute	Type	Mult.	Kind	Note
dataPrototypeGroup	DataPrototypeGroup	*	iref	This represents the ability to define nested groups of VariableDataPrototypes. Stereotypes: atpSplitable; atpVariation Tags: atp.Splitkey=dataPrototypeGroup.contextSwComponentPrototype, dataPrototypeGroup.targetDataPrototypeGroup, dataPrototypeGroup.variationPoint.shortLabel vh.latestBindingTime=preCompileTime InstanceRef implemented by: InnerDataPrototypeGroupInCompositionInstanceRef
implicitDataAccess	VariableDataPrototype	*	iref	This represents a collection of VariableDataPrototypes that belong to the enclosing DataPrototypeGroup Stereotypes: atpSplitable; atpVariation Tags: atp.Splitkey=implicitDataAccess.contextSwComponentPrototype, implicitDataAccess.contextPortPrototype, implicitDataAccess.targetVariableDataPrototype, ImplicitDataAccess.variationPoint.shortLabel vh.latestBindingTime=preCompileTime InstanceRef implemented by: VariableDataPrototypeInCompositionInstanceRef

Table C.37: DataPrototypeGroup

Class	DataTypeMappingSet			
Package	M2::AUTOSARTemplates::SWComponentTemplate::Datatype::Datatypes			
Note	This class represents a list of mappings between ApplicationDataTypes and ImplementationDataTypes. In addition, it can contain mappings between ImplementationDataTypes and ModeDeclarationGroups. Tags: atp.recommendedPackage=DataTypeMappingSets			





Class	DataTypeMappingSet			
Base	ARElement , ARObject , AtpBlueprint , AtpBlueprintable , CollectableElement , Identifiable , MultilanguageReferrable , PackageableElement , Referrable			
Aggregated by	ARPackage.element			
Attribute	Type	Mult.	Kind	Note
dataTypeMap	DataTypeMap	*	aggr	This is one particular association between an Application Data Type and its AbstractImplementationData Type.
modeRequestTypeMap	ModeRequestTypeMap	*	aggr	This is one particular association between an Mode DeclarationGroup and its AbstractImplementationData Type.

Table C.38: DataTypeMappingSet

Class	Documentation			
Package	M2::AUTOSARTemplates::GenericStructure::DocumentationOnM1			
Note	This meta-class represents the ability to handle a so called standalone documentation. Standalone means, that such a documentation is not embedded in another ARElement or identifiable object. The standalone documentation is an entity of its own which denotes its context by reference to other objects and instances. Tags: atp.recommendedPackage=Documentations			
Base	ARElement , ARObject , CollectableElement , Identifiable , MultilanguageReferrable , PackageableElement , Referrable , UploadableDesignElement , UploadablePackageElement			
Aggregated by	ARPackage.element			
Attribute	Type	Mult.	Kind	Note
context	DocumentationContext	*	aggr	This is the context of the particular documentation.
documentationContent	PredefinedChapter	0..1	aggr	This is the content of the documentation related to the specified contexts. Tags: xml.sequenceOffset=200

Table C.39: Documentation

Class	<<atpMixed>> DocumentationBlock			
Package	M2::MSR::Documentation::BlockElements			
Note	This class represents a documentation block. It is made of basic text structure elements which can be displayed in a table cell.			
Base	ARObject			
Aggregated by	ApplicabilityInfo.remark, AUTOSAR.introduction , BlueprintGenerator.introduction , BlueprintPolicyModifiable.blueprintDerivationGuide , ClientServerOperationBlueprintMapping.blueprintMappingGuide , DataMapping.introduction , DefItem.def , Describable.introduction , EcucAddInfoParamValue.value , EcuResourceEstimation.introduction , Entry.entryContents , FrameMapping.introduction , GeneralAnnotation.annotationText , Identifiable.introduction , IPduMapping.introduction , ISignalMapping.introduction , Item.itemContents , LabeledItem.itemContents , LifeCycleInfo.remark , MappingConstraint.introduction , MsrQueryP2.msrQueryResultP2 , Note.noteText , PortDefinedArgumentBlueprint.blueprintMappingGuide , PrmChar.cond , PrmChar.remark , ScheduleTableEntry.introduction , SignalPathConstraint.introduction , StructuredReq.conflicts , StructuredReq.dependencies , StructuredReq.description , StructuredReq.rationale , StructuredReq.remark , StructuredReq.supportingMaterial , StructuredReq.useCase , SwAxisType.swGenericAxisDesc , TopicContent.blockLevelContent , TraceableText.text , VariationPoint.blueprintCondition			
Attribute	Type	Mult.	Kind	Note





Class	<<atpMixed>> DocumentationBlock			
defList	DefList	0..1	aggr	This represents a definition list in the documentation block. Stereotypes: atpSplittable; atpVariation Tags: atp.Splitkey=defList, defList.variationPoint.shortLabel vh.latestBindingTime=postBuild xml.sequenceOffset=40
figure	MIFigure	0..1	aggr	This represents a figure in the documentation block. Stereotypes: atpSplittable; atpVariation Tags: atp.Splitkey=figure, figure.variationPoint.shortLabel vh.latestBindingTime=postBuild xml.sequenceOffset=70
formula	MIFormula	0..1	aggr	This is a formula in the definition block. Stereotypes: atpSplittable; atpVariation Tags: atp.Splitkey=formula, formula.variationPoint.shortLabel vh.latestBindingTime=postBuild xml.sequenceOffset=60
labeledList	LabeledList	0..1	aggr	This represents a labeled list. Stereotypes: atpSplittable; atpVariation Tags: atp.Splitkey=labeledList, labeledList.variationPoint.shortLabel vh.latestBindingTime=postBuild xml.sequenceOffset=50
list	List	0..1	aggr	This represents numbered or unnumbered list. Stereotypes: atpSplittable; atpVariation Tags: atp.Splitkey=list, list.variationPoint.shortLabel vh.latestBindingTime=postBuild xml.sequenceOffset=30
msrQueryP2	MsrQueryP2	0..1	aggr	This represents automatically contributed contents provided by an msrquery in the context of Documentation Block.
note	Note	0..1	aggr	This represents a note in the text flow. Stereotypes: atpSplittable; atpVariation Tags: atp.Splitkey=note, note.variationPoint.shortLabel vh.latestBindingTime=postBuild xml.sequenceOffset=80
p	MultiLanguage Paragraph	0..1	aggr	This is one particular paragraph. Stereotypes: atpSplittable; atpVariation Tags: atp.Splitkey=p, p.variationPoint.shortLabel vh.latestBindingTime=postBuild xml.sequenceOffset=10
structuredReq	StructuredReq	0..1	aggr	This aggregation supports structured requirements embedded in a documentation block. Stereotypes: atpSplittable; atpVariation Tags: atp.Splitkey=structuredReq.shortName, structuredReq.variationPoint.shortLabel vh.latestBindingTime=postBuild xml.sequenceOffset=100





Class	<<atpMixed>> DocumentationBlock			
trace	TraceableText	0..1	aggr	<p>This represents traceable text in the documentation block. This allows to specify requirements/constraints in any documentation block.</p> <p>The kind of the trace is specified in the category.</p> <p>Stereotypes: atpSplitable; atpVariation Tags: atp.Splitkey=trace.shortName, trace.variationPoint.shortLabel vh.latestBindingTime=postBuild xml.sequenceOffset=90</p>
verbatim	MultiLanguageVerbatim	0..1	aggr	<p>This represents one particular verbatim text.</p> <p>Stereotypes: atpSplitable; atpVariation Tags: atp.Splitkey=verbatim, verbatim.variationPoint.shortLabel vh.latestBindingTime=postBuild xml.sequenceOffset=20</p>

Table C.40: DocumentationBlock

Class	<<atpVariation>> <i>EcucAbstractStringParamDef</i> (abstract)			
Package	M2::AUTOSARTemplates::ECUCParameterDefTemplate			
Note	<p>Abstract class that is used to collect the common properties for StringParamDefs, LinkerSymbolDef, FunctionNameDef and MultilineStringParamDefs.</p> <p>atpVariation: [RS_ECUC_00083] Tags: vh.latestBindingTime=codeGenerationTime</p>			
Base	<i>ARObject</i> , <i>AtpDefinition</i> , <i>EcucCommonAttributes</i> , <i>EcucDefinitionElement</i> , EcucParameterDef , Identifiable , MultilanguageReferrable , Referrable			
Subclasses	EcucFunctionNameDef, EcucLinkerSymbolDef, EcucMultilineStringParamDef, EcucStringParamDef			
Aggregated by	EcucDestinationUriPolicy.parameter, EcucParamConfContainerDef.parameter			
Attribute	Type	Mult.	Kind	Note
defaultValue	VerbatimString	0..1	attr	Default value of the string configuration parameter.
maxLength	PositiveInteger	0..1	attr	Max length allowed for this string.
minLength	PositiveInteger	0..1	attr	Min length allowed for this string.
regular Expression	RegularExpression	0..1	attr	This represents the regular expression which shall be used to validate the string parameter value.

Table C.41: EcucAbstractStringParamDef

Class	EcucBooleanParamDef			
Package	M2::AUTOSARTemplates::ECUCParameterDefTemplate			
Note	Configuration parameter type for Boolean. Allowed values are true and false.			
Base	<i>ARObject</i> , <i>AtpDefinition</i> , <i>EcucCommonAttributes</i> , <i>EcucDefinitionElement</i> , EcucParameterDef , Identifiable , MultilanguageReferrable , Referrable			
Aggregated by	EcucDestinationUriPolicy.parameter, EcucParamConfContainerDef.parameter			
Attribute	Type	Mult.	Kind	Note





Class	EcucBooleanParamDef			
defaultValue	Boolean	0..1	attr	Default value of the boolean configuration parameter. atpVariation: [RS_ECUC_00083] Stereotypes: atpVariation Tags: vh.latestBindingTime=codeGenerationTime

Table C.42: EcucBooleanParamDef

Class	EcucChoiceReferenceDef			
Package	M2::AUTOSARTemplates::ECUCParameterDefTemplate			
Note	Specify alternative references where in the ECU Configuration description only one of the specified references will actually be used.			
Base	ARObject, AtpDefinition, EcucAbstractInternalReferenceDef, EcucAbstractReferenceDef, EcucCommonAttributes, EcucDefinitionElement, Identifiable , MultilanguageReferrable , Referrable			
Aggregated by	EcucDestinationUriPolicy.reference, EcucParamConfContainerDef.reference			
Attribute	Type	Mult.	Kind	Note
destination	EcucContainerDef	*	ref	All the possible parameter containers for the reference are specified. Stereotypes: atpUriDef

Table C.43: EcucChoiceReferenceDef

Class	EcucContainerDef (abstract)			
Package	M2::AUTOSARTemplates::ECUCParameterDefTemplate			
Note	Base class used to gather common attributes of configuration container definitions.			
Base	ARObject, AtpDefinition, EcucDefinitionElement, Identifiable , MultilanguageReferrable , Referrable			
Subclasses	EcucChoiceContainerDef, EcucParamConfContainerDef			
Aggregated by	EcucDestinationUriPolicy.container, EcucModuleDef.container , EcucParamConfContainerDef.subContainer			
Attribute	Type	Mult.	Kind	Note
destinationUri	EcucDestinationUriDef	*	ref	Several destinationUris can be defined for an Ecuc ContainerDef. With such destinationUris an Ecuc ContainerDef is applicable for several EcucUriReference Defs. Stereotypes: atpUriDef
multiplicityConfigClass	EcucMultiplicityConfigurationClass	*	aggr	Specifies which MultiplicityConfigurationClass this container is available for which ConfigurationVariant. This aggregation is optional if the surrounding EcucModuleDef has the Category STANDARDIZED_MODULE_DEFINITION. If the category attribute of the EcucModuleDef is set to VENDOR_SPECIFIC_MODULE_DEFINITION and if the upperMultiplicity is greater than the lowerMultiplicity then this aggregation is mandatory. Tags: xml.name Plural=MULTIPLICITY-CONFIG-CLASSES
origin	String	0..1	attr	This attribute specifies whether this configuration container is an AUTOSAR standardized container or whether it is vendor-specific.





Class	<i>EcucContainerDef</i> (abstract)			
postBuildVariant Multiplicity	Boolean	0..1	attr	Indicates if a container may have different number of instances in different post-build variants (previously known as post-build selectable configuration sets). TRUE means yes, FALSE means no.
requiresIndex	Boolean	0..1	attr	Used to define whether the value element for this definition shall be provided with an index.

Table C.44: EcucContainerDef

Class	<i>EcucContainerValue</i>			
Package	M2::AUTOSARTemplates::ECUCDescriptionTemplate			
Note	Represents a Container definition in the ECU Configuration Description.			
Base	<i>ARObject</i> , <i>EcucIndexableValue</i> , <i>Identifiable</i> , <i>MultilanguageReferrable</i> , <i>Referrable</i>			
Aggregated by	EcucContainerValue.subContainer , EcucModuleConfigurationValues.container			
Attribute	Type	Mult.	Kind	Note
definition	EcucContainerDef	0..1	ref	Reference to the definition of this Container in the ECU Configuration Parameter Definition. Tags: xml.sequenceOffset=-10
parameterValue	EcucParameterValue	*	aggr	Aggregates all ECU Configuration Values within this Container. atpVariation: [RS_ECUC_00079] Stereotypes: atpSplittable; atpVariation Tags: atp.Splitkey=parameterValue, parameterValue.variationPoint.shortLabel vh.latestBindingTime=postBuild
referenceValue	EcucAbstractReferenceValue	*	aggr	Aggregates all References with this container. atpVariation: [RS_ECUC_00079] Stereotypes: atpSplittable; atpVariation Tags: atp.Splitkey=referenceValue, referenceValue.variationPoint.shortLabel vh.latestBindingTime=postBuild
subContainer	EcucContainerValue	*	aggr	Aggregates all sub-containers within this container. atpVariation: [RS_ECUC_00078] Stereotypes: atpSplittable; atpVariation Tags: atp.Splitkey=subContainer.shortName, subContainer.variationPoint.shortLabel vh.latestBindingTime=postBuild

Table C.45: EcucContainerValue

Class	<i>EcucDefinitionCollection</i>			
Package	M2::AUTOSARTemplates::ECUCParameterDefTemplate			
Note	This represents the anchor point of an ECU Configuration Parameter Definition within the AUTOSAR templates structure. Tags: atp.recommendedPackage=EcucDefinitionCollections			
Base	<i>ARElement</i> , <i>ARObject</i> , <i>AtpBlueprint</i> , <i>AtpBlueprintable</i> , <i>CollectableElement</i> , <i>Identifiable</i> , <i>MultilanguageReferrable</i> , <i>PackageableElement</i> , <i>Referrable</i>			





Class	EcucDefinitionCollection			
Aggregated by	ARPackage.element			
Attribute	Type	Mult.	Kind	Note
module	EcucModuleDef	*	ref	References to the module definitions of individual software modules.

Table C.46: EcucDefinitionCollection

Class	EcucEnumerationParamDef			
Package	M2::AUTOSARTemplates::ECUCParameterDefTemplate			
Note	Configuration parameter type for Enumeration.			
Base	ARObject , AtpDefinition , EcucCommonAttributes , EcucDefinitionElement , EcucParameterDef , Identifiable , MultilanguageReferrable , Referrable			
Aggregated by	EcucDestinationUriPolicy.parameter , EcucParamConfContainerDef.parameter			
Attribute	Type	Mult.	Kind	Note
defaultValue	Identifier	0..1	attr	Default value of the enumeration configuration parameter. This string needs to be one of the literals specified for this enumeration.
literal	EcucEnumerationLiteralDef	*	aggr	Aggregation on the literals used to define this enumeration parameter. This aggregation is optional if the surrounding EcucModuleDef has the category <code>STANDARDIZED_MODULE_DEFINITION</code> . If the category attribute of the EcucModuleDef is set to <code>VENDOR_SPECIFIC_MODULE_DEFINITION</code> then this aggregation is mandatory. Stereotypes: <code>atpSplittable</code> Tags: <code>atp.Splitkey=literal.shortName</code>

Table C.47: EcucEnumerationParamDef

Class	EcucFloatParamDef			
Package	M2::AUTOSARTemplates::ECUCParameterDefTemplate			
Note	Configuration parameter type for Float.			
Base	ARObject , AtpDefinition , EcucCommonAttributes , EcucDefinitionElement , EcucParameterDef , Identifiable , MultilanguageReferrable , Referrable			
Aggregated by	EcucDestinationUriPolicy.parameter , EcucParamConfContainerDef.parameter			
Attribute	Type	Mult.	Kind	Note
defaultValue	Float	0..1	attr	Default value of the float configuration parameter. <code>atpVariation: [RS_ECUC_00083]</code> Stereotypes: <code>atpVariation</code> Tags: <code>vh.latestBindingTime=codeGenerationTime</code>
max	Limit	0..1	attr	Max value allowed for the parameter defined. <code>atpVariation: [RS_ECUC_00084]</code> Stereotypes: <code>atpVariation</code> Tags: <code>vh.latestBindingTime=codeGenerationTime</code>
min	Limit	0..1	attr	Min value allowed for the parameter defined. <code>atpVariation: [RS_ECUC_00084]</code> Stereotypes: <code>atpVariation</code> Tags: <code>vh.latestBindingTime=codeGenerationTime</code>

Table C.48: EcucFloatParamDef

Class	EcucIntegerParamDef			
Package	M2::AUTOSARTemplates::ECUCParameterDefTemplate			
Note	Configuration parameter type for Integer.			
Base	ARObject , AtpDefinition , EcucCommonAttributes , EcucDefinitionElement , EcucParameterDef , Identifiable , MultilanguageReferrable , Referrable			
Aggregated by	EcucDestinationUriPolicy.parameter, EcucParamConfContainerDef.parameter			
Attribute	Type	Mult.	Kind	Note
defaultValue	UnlimitedInteger	0..1	attr	Default value of the integer configuration parameter. atpVariation: [RS_ECUC_00083] Stereotypes: atpVariation Tags: vh.latestBindingTime=codeGenerationTime
max	UnlimitedInteger	0..1	attr	Max value allowed for the parameter defined. atpVariation: [RS_ECUC_00084] Stereotypes: atpVariation Tags: vh.latestBindingTime=codeGenerationTime
min	UnlimitedInteger	0..1	attr	Min value allowed for the parameter defined. atpVariation: [RS_ECUC_00084] Stereotypes: atpVariation Tags: vh.latestBindingTime=codeGenerationTime

Table C.49: EcucIntegerParamDef

Class	EcucModuleDef			
Package	M2::AUTOSARTemplates::ECUCParameterDefTemplate			
Note	Used as the top-level element for configuration definition for Software Modules, including BSW and RTE as well as ECU Infrastructure. Tags: atp.recommendedPackage=EcucModuleDefs			
Base	ARElement , ARObject , AtpBlueprint , AtpBlueprintable , AtpDefinition , CollectableElement , EcucDefinitionElement , Identifiable , MultilanguageReferrable , PackageableElement , Referrable			
Aggregated by	ARPackage.element			
Attribute	Type	Mult.	Kind	Note
apiServicePrefix	CIdentifier	0..1	attr	For modules where several instances of the VSMD can be defined the apiServicePrefix defines the API namespace of the derived instances, e.g. Cdd, Xfrm (ComXf, SomelpXf, E2EXf).
container	EcucContainerDef	*	aggr	Aggregates the top-level container definitions of this specific module definition. Stereotypes: atpSplittable Tags: atp.Splitkey=container.shortName xml.sequenceOffset=11
postBuildVariantSupport	Boolean	0..1	attr	Indicates if a module supports different post-build variants (previously known as post-build selectable configuration sets). TRUE means yes, FALSE means no.
refinedModuleDef	EcucModuleDef	0..1	ref	Optional reference from the Vendor Specific Module Definition to the Standardized Module Definition it refines. In case this EcucModuleDef has the category STANDARDIZED_MODULE_DEFINITION this reference shall not be provided. In case this EcucModuleDef has the category VENDOR_SPECIFIC_MODULE_DEFINITION this reference is mandatory. Stereotypes: atpUriDef





Class	EcucModuleDef			
supported ConfigVariant	EcucConfiguration VariantEnum	*	attr	Specifies which ConfigurationVariants are supported by this software module. This attribute is optional if the Ecuc ModuleDef has the category STANDARDIZED_MODULE_DEFINITION. If the category attribute of the EcucModuleDef is set to VENDOR_SPECIFIC_MODULE_DEFINITION then this attribute is mandatory.

Table C.50: EcucModuleDef

Class	EcucNumericalParamValue			
Package	M2::AUTOSARTemplates::ECUCDescriptionTemplate			
Note	Holding the value which is subject to variant handling.			
Base	ARObject, EcucIndexableValue, EcucParameterValue			
Aggregated by	EcucContainerValue.parameterValue			
Attribute	Type	Mult.	Kind	Note
value	Numerical	0..1	attr	Value which is subject to variant handling. atpVariation: [RS_ECUC_00080] Stereotypes: atpVariation Tags: vh.latestBindingTime=preCompileTime

Table C.51: EcucNumericalParamValue

Class	EcucParameterDef (abstract)			
Package	M2::AUTOSARTemplates::ECUCParameterDefTemplate			
Note	Abstract class used to define the similarities of all ECU Configuration Parameter types defined as subclasses.			
Base	ARObject, AtpDefinition, EcucCommonAttributes, EcucDefinitionElement, Identifiable, Multilanguage Referrable, Referrable			
Subclasses	EcucAbstractStringParamDef, EcucAddInfoParamDef, EcucBooleanParamDef, EcucEnumerationParamDef, EcucFloatParamDef, EcucIntegerParamDef			
Aggregated by	EcucDestinationUriPolicy.parameter, EcucParamConfContainerDef.parameter			
Attribute	Type	Mult.	Kind	Note
derivation	EcucDerivation Specification	0..1	aggr	A derivation of a Configuration Parameter value can be specified by an informal Calculation Formula or by a formal language that can be used to specify the computational rules.
symbolicName Value	Boolean	0..1	attr	Specifies that this parameter's value is used, together with the aggregating container, to derive a symbolic name definition. See chapter "Representation of Symbolic Names" in Ecuc specification for more details.





Class	<i>EcucParameterDef</i> (abstract)			
withAuto	Boolean	0..1	attr	<p>Specifies whether it shall be allowed on the value side to specify this parameter value as "AUTO".</p> <p>If withAuto is "true" it shall be possible to set the "isAutoValue" attribute of the respective parameter to "true". This means that the actual value will not be considered during ECU Configuration but will be (re-)calculated by the code generator and stored in the value attribute afterwards. These implicit updated values might require a re-generation of other modules which reference these values.</p> <p>If withAuto is "false" it shall not be possible to set the "isAutoValue" attribute of the respective parameter to "true".</p> <p>If withAuto is not present the default is "false".</p>

Table C.52: EcucParameterDef

Class	<i>EcucParameterValue</i> (abstract)			
Package	M2::AUTOSARTemplates::ECUCDescriptionTemplate			
Note	Common class to all types of configuration values.			
Base	<i>ARObject</i> , <i>EcucIndexableValue</i>			
Subclasses	<i>EcucAddInfoParamValue</i> , EcucNumericalParamValue , EcucTextualParamValue			
Aggregated by	EcucContainerValue , parameterValue			
Attribute	Type	Mult.	Kind	Note
annotation	Annotation	*	aggr	<p>Possibility to provide additional notes while defining the ECU Configuration Parameter Values. These are not intended as documentation but are mere design notes.</p> <p>Tags: xml.sequenceOffset=10</p>
definition	EcucParameterDef	0..1	ref	<p>Reference to the definition of this <i>EcucParameterValue</i> subclasses in the ECU Configuration Parameter Definition.</p> <p>Tags: xml.sequenceOffset=-10</p>
isAutoValue	Boolean	0..1	attr	<p>If withAuto is set to "true" for this parameter definition the isAutoValue can be set to "true". If isAutoValue is set to "true" the actual value will not be considered during ECU Configuration but will be (re-)calculated by the code generator and stored in the value attribute afterwards. These implicit updated values might require a re-generation of other modules which reference these values.</p> <p>If isAutoValue is not present the default is "false".</p> <p>Tags: xml.sequenceOffset=20</p>

Table C.53: EcucParameterValue

Class	<i>EcucReferenceDef</i>
Package	M2::AUTOSARTemplates::ECUCParameterDefTemplate
Note	Specify references within the ECU Configuration Description between parameter containers.
Base	<i>ARObject</i> , <i>AtpDefinition</i> , <i>EcucAbstractInternalReferenceDef</i> , <i>EcucAbstractReferenceDef</i> , <i>EcucCommonAttributes</i> , <i>EcucDefinitionElement</i> , Identifiable , MultilanguageReferrable , Referrable
Aggregated by	<i>EcucDestinationUriPolicy</i> .reference, <i>EcucParamConfContainerDef</i> .reference





Class		EcucReferenceDef		
Attribute	Type	Mult.	Kind	Note
destination	EcucContainerDef	0..1	ref	Exactly one reference to a parameter container is allowed as destination. Stereotypes: atpUriDef

Table C.54: EcucReferenceDef

Class		EcucTextualParamValue		
Package	M2::AUTOSARTemplates::ECUCDescriptionTemplate			
Note	Holding a value which is not subject to variation.			
Base	ARObject , EcucIndexableValue , EcucParameterValue			
Aggregated by	EcucContainerValue.parameterValue			
Attribute	Type	Mult.	Kind	Note
value	VerbatimString	0..1	attr	Value of the parameter, not subject to variant handling.

Table C.55: EcucTextualParamValue

Class		EcucUriReferenceDef		
Package	M2::AUTOSARTemplates::ECUCParameterDefTemplate			
Note	Definition of reference with a destination that is specified via a destinationUri. With such a reference it is possible to define a reference to a EcucContainerDef in a different module independent from the concrete definition of the target container.			
Base	ARObject , AtpDefinition , EcucAbstractInternalReferenceDef , EcucAbstractReferenceDef , EcucCommonAttributes , EcucDefinitionElement , Identifiable , MultilanguageReferrable , Referrable			
Aggregated by	EcucDestinationUriPolicy.reference , EcucParamConfContainerDef.reference			
Attribute	Type	Mult.	Kind	Note
destinationUri	EcucDestinationUriDef	0..1	ref	Any EcucContainerDef with a destinationUri that is identical to the destinationUri that is referenced here defines a valid target. Stereotypes: atpUriDef

Table C.56: EcucUriReferenceDef

Class		FlatMap		
Package	M2::AUTOSARTemplates::CommonStructure::FlatMap			
Note	<p>Contains a flat list of references to software objects. This list is used to identify instances and to resolve name conflicts. The scope is given by the RootSwCompositionPrototype for which it is used, i.e. it can be applied to a system, system extract or ECU-extract.</p> <p>An instance of FlatMap may also be used in a preliminary context, e.g. in the scope of a software component before integration into a system. In this case it is not referred by a RootSwComposition Prototype.</p> <p>Tags: atp.recommendedPackage=FlatMaps</p>			
Base	ARElement , ARObject , AtpBlueprint , AtpBlueprintable , CollectableElement , Identifiable , MultilanguageReferrable , PackageableElement , Referrable			
Aggregated by	ARPackage.element			
Attribute	Type	Mult.	Kind	Note





Class	FlatMap			
instance	FlatInstanceDescriptor	*	aggr	<p>A descriptor instance aggregated in the flat map.</p> <p>The variation point accounts for the fact, that the system in scope can be subject to variability, and thus the existence of some instances is variable.</p> <p>The aggregation has been made splittable because the content might be contributed by different stakeholders at different times in the workflow. Plus, the overall size might be so big that eventually it becomes more manageable if it is distributed over several files.</p> <p>Stereotypes: atpSplittable; atpVariation Tags: atp.Splitkey=instance.shortName, instance.variationPoint.shortLabel vh.latestBindingTime=postBuild</p>

Table C.57: FlatMap

Class	Identifiable (abstract)
Package	M2::AUTOSARTemplates::GenericStructure::GeneralTemplateClasses::Identifiable
Note	Instances of this class can be referred to by their identifier (within the namespace borders). In addition to this, Identifiables are objects which contribute significantly to the overall structure of an AUTOSAR description. In particular, Identifiables might contain Identifiables.
Base	ARObject , MultilanguageReferrable , Referrable
Subclasses	<p>ARPackage, AbstractDolpLogicAddressProps, AbstractEvent, AbstractImplementationDataTypeElement, AbstractSecurityEventFilter, AbstractSecurityIdsmInstanceFilter, AbstractServiceInstance, AppOsTaskProxyToEcuTaskProxyMapping, ApplicationEndpoint, ApplicationError, ApplicationPartitionToEcuPartitionMapping, AppliedStandard, AsynchronousServerCallResultPoint, AtpBlueprint, AtpBlueprintable, AtpClassifier, AtpFeature, AutosarOperationArgumentInstance, AutosarVariableInstance, BinaryManifestAddressableObject, BinaryManifestItemDefinition, BinaryManifestResource, BinaryManifestResourceDefinition, BlockState, BswInternalTriggeringPoint, BswModuleDependency, BuildActionEntity, BuildActionEnvironment, CanTpAddress, CanTpChannel, CanTpNode, Chapter, ClassContentConditional, ClientIdDefinition, ClientServerOperation, Code, CollectableElement, ComManagementMapping, CommConnectorPort, CommunicationConnector, CommunicationController, Compiler, ConsistencyNeeds, ConsumedEventGroup, CouplingElementAbstractDetails, CouplingPort, CouplingPortAbstractShaper, CouplingPortStructuralElement, CpSoftwareClusterResource, CpSoftwareClusterResourceToApplicationPartitionMapping, CpSoftwareClusterToApplicationPartitionMapping, CpSoftwareClusterToResourceMapping, CryptoServiceMapping, DataPrototypeGroup, DataTransformation, DdsCpDomain, DdsCpPartition, DdsCpQosProfile, DdsCpTopic, DependencyOnArtifact, DiagEventDebounceAlgorithm, DiagnosticAuthTransmitCertificateEvaluation, DiagnosticConnectedIndicator, DiagnosticDataElement, DiagnosticDebounceAlgorithmProps, DiagnosticFunctionInhibitSource, DiagnosticParameterElement, DiagnosticRoutineSubfunction, DltApplication, DltArgument, DltLogChannel, DltMessage, DolpInterface, DolpLogicAddress, DolpRoutingActivation, ECUMapping, EOCExecutableEntityRefAbstract, EcuPartition, EcucContainerValue, EcucDefinitionElement, EcucDestinationUriDef, EcucEnumerationLiteralDef, EcucQuery, EcucValidationCondition, EndToEndProtection, EthernetWakeupSleepOnDataLineConfig, EventHandler, ExclusiveArea, ExecutableEntity, ExecutionTime, FMAttributeDef, FMFeatureMapAssertion, FMFeatureMapCondition, FMFeatureMapElement, FMFeatureRelation, FMFeatureRestriction, FMFeatureSelection, FlatInstanceDescriptor, FlexrayArTpNode, FlexrayTpConnectionControl, FlexrayTpNode, FlexrayTpPduPool, FrameTriggering, GeneralParameter, GlobalTimeGateway, GlobalTimeMaster, GlobalTimeSlave, HeapUsage, HwAttributeDef, HwAttributeLiteralDef, HwPin, HwPinGroup, IEEE1722TpAcfBus, IEEE1722TpAcfBusPart, IPSecRule, IPv6ExtHeaderFilterList, ISignalToIPduMapping, ISignalTriggering, IdentCaption, ImpositionTime, InternalTriggeringPoint, J1939SharedAddressCluster, J1939TpNode, Keyword, LifeCycleState, LinScheduleTable, LinTpNode, Linker, MacMulticastGroup, MacSecKeyParticipant, McDataInstance, MemorySection, ModeDeclaration, ModeDeclarationMapping, ModeSwitchPoint, NetworkEndpoint, NmCluster, NmEcu, NmNode, NvBlockDescriptor, PackageableElement, ParameterAccess, PduActivationRoutingGroup, PduToFrameMapping, PduTriggering, PerlInstanceMemory, PhysicalChannel, PortElementToCommunicationResourceMapping, PortGroup, PortInterfaceMapping, PossibleErrorReaction, ResourceConsumption, RootSwCompositionPrototype, RptComponent, RptContainer, RptExecutable</p>





Class	Identifiable (abstract)			
	Entity, RptExecutableEntityEvent, RptExecutionContext, RptProfile, RptServicePoint, RteEventInCompositionSeparation, RteEventInCompositionToOsTaskProxyMapping, RteEventInSystemSeparation, RteEventInSystemToOsTaskProxyMapping, RunnableEntityGroup , SdgAttribute , SdgClass , SecureCommunicationAuthenticationProps, SecureCommunicationFreshnessProps, SecurityEventContextProps, ServerCallPoint , ServiceNeeds , SignalServiceTranslationElementProps, SignalServiceTranslationEventProps, SignalServiceTranslationProps, SocketAddress, SomeIpTpChannel, SpecElementReference , StackUsage , StaticSocketConnection, StructuredReq , SwGenericAxisParamType, SwServiceArg , SwcServiceDependency, SwcToApplicationPartitionMapping, SwcToEcuMapping, SwcToImplMapping, SwitchAsynchronousTrafficShaperGroupEntry, SwitchFlowMeteringEntry, SwitchStreamFilterActionDestPortModification, SwitchStreamFilterEntry, SwitchStreamFilterRule, SwitchStreamGateEntry, SwitchStreamIdentification, SystemMapping, SystemSignalGroupToCommunicationResourceMapping, SystemSignalToCommunicationResourceMapping, TDCpSoftwareClusterMapping, TDCpSoftwareClusterResourceMapping, TcpOptionFilterList, TimingClock , TimingClockSyncAccuracy, TimingCondition, TimingConstraint , TimingDescription , TimingExtensionResource, TimingModelInstance, TlsCryptoCipherSuite, TlsCryptoCipherSuiteProps, Topic1, TpAddress, TraceableTable, TraceableText , TracedFailure , TransformationProps , TransformationTechnology, Trigger, VariableAccess, VariationPointProxy, ViewMap, VlanConfig, WaitPoint			
Attribute	Type	Mult.	Kind	Note
adminData	AdminData	0..1	aggr	This represents the administrative data for the identifiable object. Stereotypes: atpSplitable Tags: atp.Splitkey=adminData xml.sequenceOffset=-40
annotation	Annotation	*	aggr	Possibility to provide additional notes while defining a model element (e.g. the ECU Configuration Parameter Values). These are not intended as documentation but are mere design notes. Tags: xml.sequenceOffset=-25
category	CategoryString	0..1	attr	The category is a keyword that specializes the semantics of the Identifiable. It affects the expected existence of attributes and the applicability of constraints. Tags: xml.sequenceOffset=-50
desc	MultiLanguageOverviewParagraph	0..1	aggr	This represents a general but brief (one paragraph) description what the object in question is about. It is only one paragraph! Desc is intended to be collected into overview tables. This property helps a human reader to identify the object in question. More elaborate documentation, (in particular how the object is built or used) should go to "introduction". Tags: xml.sequenceOffset=-60
introduction	DocumentationBlock	0..1	aggr	This represents more information about how the object in question is built or is used. Therefore it is a DocumentationBlock. Tags: xml.sequenceOffset=-30





Class	Identifiable (abstract)			
uuid	String	0..1	attr	<p>The purpose of this attribute is to provide a globally unique identifier for an instance of a meta-class. The values of this attribute should be globally unique strings prefixed by the type of identifier. For example, to include a DCE UUID as defined by The Open Group, the UUID would be preceded by "DCE:". The values of this attribute may be used to support merging of different AUTOSAR models. The form of the UUID (Universally Unique Identifier) is taken from a standard defined by the Open Group (was Open Software Foundation). This standard is widely used, including by Microsoft for COM (GUIDs) and by many companies for DCE, which is based on CORBA. The method for generating these 128-bit IDs is published in the standard and the effectiveness and uniqueness of the IDs is not in practice disputed. If the id namespace is omitted, DCE is assumed. An example is "DCE:2fac1234-31f8-11b4-a222-08002b34c003". The uuid attribute has no semantic meaning for an AUTOSAR model and there is no requirement for AUTOSAR tools to manage the timestamp.</p> <p>Tags: xml.attribute=true</p>

Table C.58: Identifiable

Class	ImplementationDataType			
Package	M2::AUTOSARTemplates::CommonStructure::ImplementationDataTypes			
Note	<p>Describes a reusable data type on the implementation level. This will typically correspond to a typedef in C-code.</p> <p>Tags: atp.recommendedPackage=ImplementationDataTypes</p>			
Base	<p>ARElement, ARObject, AbstractImplementationDataType, AtpBlueprint, AtpBlueprintable, AtpClassifier, AtpType, AutosarDataType, CollectableElement, Identifiable, MultilanguageReferrable, PackageableElement, Referrable</p>			
Aggregated by	ARPackage.element			
Attribute	Type	Mult.	Kind	Note
dynamicArraySizeProfile	String	0..1	attr	Specifies the profile which the array will follow in case this data type is a variable size array.
isStructWithOptionalElement	Boolean	0..1	attr	<p>This attribute is only valid if the attribute category is set to STRUCTURE.</p> <p>If set to true, this attribute indicates that the ImplementationDataType has been created with the intention to define at least one element of the structure as optional.</p>
subElement (ordered)	ImplementationDataTypeElement	*	aggr	<p>Specifies an element of an array, struct, or union data type.</p> <p>The aggregation of ImplementationDataTypeElement is subject to variability with the purpose to support the conditional existence of elements inside a ImplementationDataType representing a structure.</p> <p>Stereotypes: atpSplitable; atpVariation</p> <p>Tags: atp.Splitkey=subElement.shortName, subElement.variationPoint.shortLabel vh.latestBindingTime=preCompileTime</p>





Class	ImplementationDataType			
symbolProps	SymbolProps	0..1	aggr	This represents the SymbolProps for the Implementation DataType. Stereotypes: atpSplittable Tags: atp.Splitkey=symbolProps.shortName
typeEmitter	NameToken	0..1	attr	This attribute is used to control which part of the AUTOSAR toolchain is supposed to trigger data type definitions.

Table C.59: ImplementationDataType

Class	ImpositionTime			
Package	M2::AUTOSARTemplates::GenericStructure::ImpositionTimes			
Note	This meta class represents one particular imposition time.			
Base	ARObject, AtpBlueprint, AtpBlueprintable, Identifiable, MultilanguageReferrable, Referrable			
Aggregated by	ImpositionTimeDefinitionGroup.impositionTime			
Attribute	Type	Mult.	Kind	Note
–	–	–	–	–

Table C.60: ImpositionTime

Class	Keyword			
Package	M2::AUTOSARTemplates::CommonStructure::StandardizationTemplate::Keyword			
Note	This meta-class represents the ability to predefine keywords which may subsequently be used to construct names following a given naming convention, e.g. the AUTOSAR naming conventions. Note that such names is not only shortName. It could be symbol, or even longName. Application of keywords is not limited to particular names.			
Base	ARObject, Identifiable, MultilanguageReferrable, Referrable			
Aggregated by	KeywordSet.keyword			
Attribute	Type	Mult.	Kind	Note
abbrName	NameToken	1	attr	This attribute specifies an abbreviated name of a keyword. This abbreviation may e.g. be used for constructing valid shortNames according to the AUTOSAR naming conventions. Unlike shortName, it may contain any name token. E.g. it may consist of digits only.
classification	NameToken	*	attr	This attribute allows to attach classification to the Keyword such as MEAN, ACTION, CONDITION, INDEX, PREPOSITION

Table C.61: Keyword

Class	KeywordSet			
Package	M2::AUTOSARTemplates::CommonStructure::StandardizationTemplate::Keyword			
Note	This meta-class represents the ability to collect a set of predefined keywords. Tags: atp.recommendedPackage=KeywordSets			
Base	ARElement, ARObject, AtpBlueprint, AtpBlueprintable, CollectableElement, Identifiable, Multilanguage Referrable, PackageableElement, Referrable			
Aggregated by	ARPackage.element			





Class	KeywordSet			
Attribute	Type	Mult.	Kind	Note
keyword	Keyword	*	aggr	This is one particular keyword in the keyword set.

Table C.62: KeywordSet

Class	LifeCycleInfo			
Package	M2::AUTOSARTemplates::GenericStructure::LifeCycles			
Note	LifeCycleInfo describes the life cycle state of an element together with additional information like what to use instead			
Base	ARObject			
Aggregated by	LifeCycleInfoSet.lifeCycleInfo			
Attribute	Type	Mult.	Kind	Note
lcObject	Referrable	1	ref	Element(s) have the life cycle as described in lcState.
lcState	LifeCycleState	0..1	ref	This denotes the particular state assigned to the object. If no lcState is given then the default life cycle state of Life CycleInfoSet is assumed.
periodBegin	LifeCyclePeriod	0..1	aggr	Starting point of period in which the element has the denoted life cycle state lcState. If no periodBegin is given then the default period begin of LifeCycleInfoSet is assumed.
periodEnd	LifeCyclePeriod	0..1	aggr	Expiry date, i.e. end point of period the element does not have the denoted life cycle state lcState any more. If no periodEnd is given then the default period begin of Life CycleInfoSet is assumed.
remark	DocumentationBlock	0..1	aggr	Remark describing for example <ul style="list-style-type: none"> • why the element was given the specified life cycle • the semantics of useInstead
useInstead	Referrable	*	ref	Element(s) that should be used instead of the one denoted in referrable. Only relevant in case of life cycle states lcState unlike "valid". In case there are multiple references the exact semantics shall be individually described in the remark.

Table C.63: LifeCycleInfo

Class	LifeCycleInfoSet			
Package	M2::AUTOSARTemplates::GenericStructure::LifeCycles			
Note	This meta class represents the ability to attach a life cycle information to a particular set of elements. The information can be defined for a particular period. This supports the definition of transition plans. If no period is specified, the life cycle state applies forever. Tags: atp.recommendedPackage=LifeCycleInfoSets			
Base	ARElement, ARObject, CollectableElement, Identifiable, MultilanguageReferrable, Packageable Element, Referrable			
Aggregated by	ARPackage.element			
Attribute	Type	Mult.	Kind	Note
defaultLcState	LifeCycleState	1	ref	This denotes the default life cycle state. To be used in all LifeCycleInfo elements within the LifeCycleInfoSet if no life cycle state is stated there explicitly. I.e. the defaultLc State can be overwritten in LifeCycleInfo elements.





Class	LifeCycleInfoSet			
defaultPeriod Begin	LifeCyclePeriod	0..1	aggr	Default starting point of period in which all the specified lifeCycleInfo apply. Note that the default period can be overridden for each lifeCycleInfo individually.
defaultPeriod End	LifeCyclePeriod	0..1	aggr	Default expiry date, i.e. default end point of period for which all specified lifeCycleInfo apply. Note that the default period can be overridden for each lifeCycleInfo individually.
lifeCycleInfo	LifeCycleInfo	*	aggr	This represents one particular life cycle information.
usedLifeCycle StateDefinition Group	LifeCycleStateDefinition Group	1	ref	This denotes the life cycle states applicable to the current life cycle info set.

Table C.64: LifeCycleInfoSet

Class	LifeCycleState			
Package	M2::AUTOSARTemplates::GenericStructure::LifeCycles			
Note	This meta class represents one particular state in the LifeCycle.			
Base	ARObject , AtpBlueprint , AtpBlueprintable , Identifiable , MultilanguageReferrable , Referrable			
Aggregated by	LifeCycleStateDefinitionGroup.IcState			
Attribute	Type	Mult.	Kind	Note
–	–	–	–	–

Table C.65: LifeCycleState

Class	LifeCycleStateDefinitionGroup			
Package	M2::AUTOSARTemplates::GenericStructure::LifeCycles			
Note	This meta class represents the ability to define the states and properties of one particular life cycle. Tags: atp.recommendedPackage=LifeCycleStateDefintionGroups			
Base	ARElement , ARObject , AtpBlueprint , AtpBlueprintable , CollectableElement , Identifiable , MultilanguageReferrable , PackageableElement , Referrable			
Aggregated by	ARPackage.element			
Attribute	Type	Mult.	Kind	Note
lcState	LifeCycleState	*	aggr	Describes a single life cycle state of this life cycle state definition group.

Table C.66: LifeCycleStateDefinitionGroup

Primitive	Limit			
Package	M2::AUTOSARTemplates::GenericStructure::GeneralTemplateClasses::PrimitiveTypes			
Note	This class represents the ability to express a numerical limit. Note that this is in fact a NumericalVariation Point but has the additional attribute intervalType. Tags: xml.xsd.customType=LIMIT-VALUE xml.xsd.pattern=(0[xX][0-9a-fA-F+]) (0[0-7]+) (0[bB][0-1]+) ([+-]?[1-9][0-9]+ \.[0-9]+)? [+-]?[0-9](\.[0-9]+)? [eE]([+-]?[0-9]+)? \.[0 INF -INF NaN xml.xsd.type=string			
Attribute	Type	Mult.	Kind	Note





Primitive	Limit			
intervalType	IntervalTypeEnum	0..1	attr	This specifies the type of the interval. If the attribute is missing the interval shall be considered as "CLOSED". Tags: xml.attribute=true

Table C.67: Limit

Class	ModeDeclarationGroup			
Package	M2::AUTOSARTemplates::CommonStructure::ModeDeclaration			
Note	A collection of Mode Declarations. Also, the initial mode is explicitly identified. Tags: atp.recommendedPackage=ModeDeclarationGroups			
Base	ARElement , ARObject , AtpBlueprint , AtpBlueprintable , AtpClassifier , AtpType , CollectableElement , Identifiable , MultilanguageReferrable , PackageableElement , Referrable , UploadableDesignElement , UploadablePackageElement			
Aggregated by	ARPackage.element			
Attribute	Type	Mult.	Kind	Note
initialMode	ModeDeclaration	0..1	ref	The initial mode of the ModeDeclarationGroup. This mode is active before any mode switches occurred.
mode Declaration	ModeDeclaration	*	aggr	The ModeDeclarations collected in this ModeDeclaration Group. Stereotypes: atpSplitable; atpVariation Tags: atp.Splitkey=modeDeclaration.shortName, mode Declaration.variationPoint.shortLabel vh.latestBindingTime=blueprintDerivationTime
modeManager ErrorBehavior	ModeErrorBehavior	0..1	aggr	This represents the ability to define the error behavior expected by the mode manager in case of errors on the mode user side (e.g. terminated mode user).
modeTransition	ModeTransition	*	aggr	This represents the available ModeTransitions of the ModeDeclarationGroup
modeUserError Behavior	ModeErrorBehavior	0..1	aggr	This represents the definition of the error behavior expected by the mode user in case of errors on the mode manager side (e.g. terminated mode manager).
onTransition Value	PositiveInteger	0..1	attr	The value of this attribute shall be taken into account by the RTE generator for programmatically representing a value used for the transition between two statuses.

Table C.68: ModeDeclarationGroup

Class	MultilanguageReferrable (abstract)			
Package	M2::AUTOSARTemplates::GenericStructure::GeneralTemplateClasses::Identifiable			
Note	Instances of this class can be referred to by their identifier (while adhering to namespace borders). They also may have a longName. But they are not considered to contribute substantially to the overall structure of an AUTOSAR description. In particular it does not contain other Referrables.			
Base	ARObject , Referrable			
Subclasses	Caption, DefItem, DocumentationContext, Identifiable , SdgCaption, TraceReferrable , Traceable			
Attribute	Type	Mult.	Kind	Note
longName	MultilanguageLong Name	0..1	aggr	This specifies the long name of the object. Long name is targeted to human readers and acts like a headline.

Table C.69: MultilanguageReferrable

Class	NonqueuedReceiverComSpec			
Package	M2::AUTOSARTemplates::SWComponentTemplate::Communication			
Note	Communication attributes specific to non-queued receiving.			
Base	ARObject, RPortComSpec, ReceiverComSpec			
Aggregated by	AbstractRequiredPortPrototype.requiredComSpec, PortPrototypeBlueprint.requiredComSpec			
Attribute	Type	Mult.	Kind	Note
aliveTimeout	TimeValue	0..1	attr	Specify the amount of time (in seconds) after which the software component (via the RTE) needs to be notified if the corresponding data item have not been received according to the specified timing description. If the aliveTimeout attribute is 0 no timeout monitoring shall be performed.
enableUpdate	Boolean	0..1	attr	This attribute controls whether application code is entitled to check whether the value of the corresponding VariableDataPrototype has been updated.
filter	DataFilter	0..1	aggr	The applicable filter algorithm for filtering the value of the corresponding dataElement.
handleData Status	Boolean	0..1	attr	If this attribute is set to true, then the Rte_!Status API shall exist. If the attribute does not exist or is set to false, then the Rte_!Status API may still exist in response to the existence of further conditions.
handleNever Received	Boolean	0..1	attr	This attribute specifies whether for the corresponding VariableDataPrototype the "never received" flag is available. If yes, the RTE is supposed to assume that initially the VariableDataPrototype has not been received before. After the first reception of the corresponding VariableDataPrototype the flag is cleared. <ul style="list-style-type: none"> • If the value of this attribute is set to "true" the flag is required. • If set to "false", the RTE shall not support the "never received" functionality for the corresponding VariableDataPrototype.
handleTimeout Type	HandleTimeoutEnum	0..1	attr	This attribute controls the behavior with respect to the handling of timeouts.
initValue	ValueSpecification	0..1	aggr	Initial value to be used in case the sending component is not yet initialized. If the sender also specifies an initial value, then the receiver's value will be used.
timeout Substitution Value	ValueSpecification	0..1	aggr	This attribute represents the substitution value applicable in the case of a timeout.

Table C.70: NonqueuedReceiverComSpec

Class	NonqueuedSenderComSpec			
Package	M2::AUTOSARTemplates::SWComponentTemplate::Communication			
Note	Communication attributes for non-queued sender/receiver communication (sender side)			
Base	ARObject, PPortComSpec, SenderComSpec			
Aggregated by	AbstractProvidedPortPrototype.providedComSpec, PortPrototypeBlueprint.providedComSpec			
Attribute	Type	Mult.	Kind	Note
dataFilter	DataFilter	0..1	aggr	The applicable filter algorithm for filtering the value of the corresponding dataElement.
initValue	ValueSpecification	0..1	aggr	Initial value to be sent if sender component is not yet fully initialized, but receiver needs data already.

Table C.71: NonqueuedSenderComSpec

Class	PPortComSpec (abstract)			
Package	M2::AUTOSARTemplates::SWComponentTemplate::Communication			
Note	Communication attributes of a provided PortPrototype. This class will contain attributes that are valid for all kinds of provide ports, independent of client-server or sender-receiver communication patterns.			
Base	ARObject			
Subclasses	ModeSwitchSenderComSpec, NvProvideComSpec, ParameterProvideComSpec, <i>SenderComSpec</i> , ServerComSpec			
Aggregated by	AbstractProvidedPortPrototype.providedComSpec, PortPrototypeBlueprint.providedComSpec			
Attribute	Type	Mult.	Kind	Note
–	–	–	–	–

Table C.72: PPortComSpec

Class	PPortPrototype			
Package	M2::AUTOSARTemplates::SWComponentTemplate::Components			
Note	Component port providing a certain port interface.			
Base	ARObject, AbstractProvidedPortPrototype, AtpBlueprintable , AtpFeature , AtpPrototype , Identifiable , MultilanguageReferrable , PortPrototype , Referrable			
Aggregated by	AtpClassifier.atpFeature, SwComponentType.port			
Attribute	Type	Mult.	Kind	Note
provided Interface	PortInterface	0..1	tref	The interface that this port provides. Stereotypes: isOfType

Table C.73: PPortPrototype

Class	PRPortPrototype			
Package	M2::AUTOSARTemplates::SWComponentTemplate::Components			
Note	This kind of PortPrototype can take the role of both a required and a provided PortPrototype.			
Base	ARObject, AbstractProvidedPortPrototype, AbstractRequiredPortPrototype, AtpBlueprintable , AtpFeature , AtpPrototype , Identifiable , MultilanguageReferrable , PortPrototype , Referrable			
Aggregated by	AtpClassifier.atpFeature, SwComponentType.port			
Attribute	Type	Mult.	Kind	Note
provided Required Interface	PortInterface	0..1	tref	This represents the PortInterface used to type the PRPort Prototype Stereotypes: isOfType

Table C.74: PRPortPrototype

Class	PortDefinedArgumentValue			
Package	M2::AUTOSARTemplates::SWComponentTemplate::SwcInternalBehavior::PortAPIOptions			
Note	A PortDefinedArgumentValue is passed to a RunnableEntity dealing with the ClientServerOperations provided by a given PortPrototype. Note that this is restricted to PPortPrototypes of a ClientServer Interface.			
Base	ARObject			
Aggregated by	PortAPIOption.portArgValue			
Attribute	Type	Mult.	Kind	Note
value	ValueSpecification	0..1	aggr	Specifies the actual value.





Class	PortDefinedArgumentValue			
valueType	ImplementationData Type	0..1	tref	The implementation type of this argument value. It should not be composite type or a pointer. Stereotypes: isOfType

Table C.75: PortDefinedArgumentValue

Class	PortInterface (abstract)			
Package	M2::AUTOSARTemplates::SWComponentTemplate::PortInterface			
Note	Abstract base class for an interface that is either provided or required by a port of a software component.			
Base	ARElement , ARObject , AtpBlueprint , AtpBlueprintable , AtpClassifier , AtpType , CollectableElement , Identifiable , MultilanguageReferrable , PackageableElement , Referrable			
Subclasses	ClientServerInterface, DataInterface , ModeSwitchInterface , TriggerInterface			
Aggregated by	ARPackage.element			
Attribute	Type	Mult.	Kind	Note
isService	Boolean	0..1	attr	This flag is set if the PortInterface is to be used for communication between an <ul style="list-style-type: none"> • ApplicationSwComponentType or • ServiceProxySwComponentType or • SensorActuatorSwComponentType or • ComplexDeviceDriverSwComponentType • ServiceSwComponentType • EcuAbstractionSwComponentType and a ServiceSwComponentType (namely an AUTOSAR Service) located on the same ECU. Otherwise the flag is not set. Stereotypes: atpVariation Tags: vh.latestBindingTime=blueprintDerivationTime
serviceKind	ServiceProviderEnum	0..1	attr	This attribute provides further details about the nature of the applied service.

Table C.76: PortInterface

Class	PortInterfaceMapping (abstract)			
Package	M2::AUTOSARTemplates::SWComponentTemplate::PortInterface			
Note	Specifies one PortInterfaceMapping to support the connection of Ports typed by two different Port Interfaces with PortInterface elements having unequal names and/or unequal semantic (resolution or range).			
Base	ARObject , AtpBlueprint , AtpBlueprintable , Identifiable , MultilanguageReferrable , Referrable			
Subclasses	ClientServerInterfaceMapping, ModelInterfaceMapping, TriggerInterfaceMapping, VariableAndParameterInterfaceMapping			
Aggregated by	PortInterfaceMappingSet.portInterfaceMapping			
Attribute	Type	Mult.	Kind	Note
–	–	–	–	–

Table C.77: PortInterfaceMapping

Class	PortInterfaceMappingSet			
Package	M2::AUTOSARTemplates::SWComponentTemplate::PortInterface			
Note	Specifies a set of (one or more) PortInterfaceMappings. Tags: atp.recommendedPackage=PortInterfaceMappingSets			
Base	ARElement , ARObject , AtpBlueprint , AtpBlueprintable , CollectableElement , Identifiable , MultilanguageReferrable , PackageableElement , Referrable			
Aggregated by	ARPackage.element			
Attribute	Type	Mult.	Kind	Note
portInterface Mapping	PortInterfaceMapping	*	aggr	Specifies one PortInterfaceMapping to support the connection of Ports typed by two different PortInterfaces with PortInterface elements having unequal names and/or unequal semantic (resolution or range). Stereotypes: atpSplitable; atpVariation Tags: atp.Splitkey=portInterfaceMapping.shortName, portInterfaceMapping.variationPoint.shortLabel vh.latestBindingTime=blueprintDerivationTime

Table C.78: PortInterfaceMappingSet

Class	PortPrototype (abstract)			
Package	M2::AUTOSARTemplates::SWComponentTemplate::Components			
Note	Base class for the ports of an AUTOSAR software component. The aggregation of PortPrototypes is subject to variability with the purpose to support the conditional existence of ports.			
Base	ARObject , AtpBlueprintable , AtpFeature , AtpPrototype , Identifiable , MultilanguageReferrable , Referrable			
Subclasses	AbstractProvidedPortPrototype , AbstractRequiredPortPrototype			
Aggregated by	AtpClassifier.atpFeature , SwComponentType.port			
Attribute	Type	Mult.	Kind	Note
clientServer Annotation	ClientServerAnnotation	*	aggr	Annotation of this PortPrototype with respect to client/server communication.
delegatedPort Annotation	DelegatedPort Annotation	0..1	aggr	Annotations on this delegated port.
ioHwAbstraction Server Annotation	IoHwAbstractionServer Annotation	*	aggr	Annotations on this IO Hardware Abstraction port.
modePort Annotation	ModePortAnnotation	*	aggr	Annotations on this mode port.
nvDataPort Annotation	NvDataPortAnnotation	*	aggr	Annotations on this non volatile data port.
parameterPort Annotation	ParameterPort Annotation	*	aggr	Annotations on this parameter port.
senderReceiver Annotation	SenderReceiver Annotation	*	aggr	Collection of annotations of this ports sender/receiver communication.
triggerPort Annotation	TriggerPortAnnotation	*	aggr	Annotations on this trigger port.

Table C.79: PortPrototype

Class	<i>RPortComSpec</i> (abstract)			
Package	M2::AUTOSARTemplates::SWComponentTemplate::Communication			
Note	Communication attributes of a required PortPrototype. This class will contain attributes that are valid for all kinds of require-ports, independent of client-server or sender-receiver communication patterns.			
Base	<i>AObject</i>			
Subclasses	ClientComSpec, ModeSwitchReceiverComSpec, NvRequireComSpec, ParameterRequireComSpec, ReceiverComSpec			
Aggregated by	<i>AbstractRequiredPortPrototype.requiredComSpec</i> , PortPrototypeBlueprint.requiredComSpec			
Attribute	Type	Mult.	Kind	Note
–	–	–	–	–

Table C.80: RPortComSpec

Class	RPortPrototype			
Package	M2::AUTOSARTemplates::SWComponentTemplate::Components			
Note	Component port requiring a certain port interface.			
Base	<i>AObject</i> , <i>AbstractRequiredPortPrototype</i> , AtpBlueprintable , <i>AtpFeature</i> , <i>AtpPrototype</i> , Identifiable , MultilanguageReferrable , <i>PortPrototype</i> , Referrable			
Aggregated by	<i>AtpClassifier.atpFeature</i> , SwComponentType.port			
Attribute	Type	Mult.	Kind	Note
mayBe Unconnected	Boolean	0..1	attr	If set to true, this attribute indicates that the enclosing RPortPrototype may be left unconnected and that this aspect has explicitly been considered in the software-component's design.
required Interface	PortInterface	0..1	tref	The interface that this port requires. Stereotypes: isOfType

Table C.81: RPortPrototype

Class	<i>Referrable</i> (abstract)			
Package	M2::AUTOSARTemplates::GenericStructure::GeneralTemplateClasses::Identifiable			
Note	Instances of this class can be referred to by their identifier (while adhering to namespace borders).			
Base	<i>AObject</i>			
Subclasses	<i>AtpDefinition</i> , <i>BswDistinguishedPartition</i> , <i>BswModuleCallPoint</i> , <i>BswModuleClientServerEntry</i> , <i>BswVariableAccess</i> , <i>CouplingPortTrafficClassAssignment</i> , <i>DiagnosticEnvModeElement</i> , <i>EthernetPriorityRegeneration</i> , <i>ExclusiveAreaNestingOrder</i> , <i>HwDescriptionEntity</i> , <i>ImplementationProps</i> , <i>LinSlaveConfigIdent</i> , <i>ModeTransition</i> , MultilanguageReferrable , <i>PncMappingIdent</i> , <i>SingleLanguageReferrable</i> , <i>SoConlPdulIdentifier</i> , <i>SocketConnectionBundle</i> , <i>TimeSyncServerConfiguration</i> , <i>TpConnectionIdent</i>			
Attribute	Type	Mult.	Kind	Note
shortName	Identifier	1	attr	This specifies an identifying shortName for the object. It needs to be unique within its context and is intended for humans but even more for technical reference. Stereotypes: atpIdentityContributor Tags: xml.enforceMinMultiplicity=true xml.sequenceOffset=-100
shortName Fragment	ShortNameFragment	*	aggr	This specifies how the Referrable.shortName is composed of several shortNameFragments. Tags: xml.sequenceOffset=-90

Table C.82: Referrable

Class	RunnableEntity			
Package	M2::AUTOSARTemplates::SWComponentTemplate::SwcInternalBehavior			
Note	A RunnableEntity represents the smallest code-fragment that is provided by an AtomicSwComponent Type and are executed under control of the RTE. RunnableEntities are for instance set up to respond to data reception or operation invocation on a server.			
Base	<i>ARObject, AtpClassifier, AtpFeature, AtpStructureElement, ExecutableEntity, Identifiable, Multilanguage Referrable, Referrable</i>			
Aggregated by	<i>AtpClassifier.atpFeature, SwcInternalBehavior.runnable</i>			
Attribute	Type	Mult.	Kind	Note
argument (ordered)	RunnableEntity Argument	*	aggr	This represents the formal definition of a an argument to a RunnableEntity.
asynchronous ServerCall ResultPoint	AsynchronousServerCallResultPoint	*	aggr	The server call result point admits a runnable to fetch the result of an asynchronous server call. The aggregation of AsynchronousServerCallResultPoint is subject to variability with the purpose to support the conditional existence of client server PortPrototypes and the variant existence of server call result points in the implementation. Stereotypes: atpSplitable; atpVariation Tags: atp.Splitkey=asynchronousServerCallResultPoint.shortName, asynchronousServerCallResultPoint.variationPoint.shortLabel vh.latestBindingTime=preCompileTime
canBelInvoked Concurrently	Boolean	0..1	attr	If the value of this attribute is set to "true" the enclosing RunnableEntity can be invoked concurrently (even for one instance of the corresponding AtomicSwComponent Type). This implies that it is the responsibility of the implementation of the RunnableEntity to take care of this form of concurrency.
dataRead Access	VariableAccess	*	aggr	RunnableEntity has implicit read access to dataElement of a sender-receiver PortPrototype or nv data of a nv data PortPrototype. The aggregation of dataReadAccess is subject to variability with the purpose to support the conditional existence of sender receiver ports or the variant existence of dataReadAccess in the implementation. Stereotypes: atpSplitable; atpVariation Tags: atp.Splitkey=dataReadAccess.shortName, dataReadAccess.variationPoint.shortLabel vh.latestBindingTime=preCompileTime
dataReceive PointBy Argument	VariableAccess	*	aggr	RunnableEntity has explicit read access to dataElement of a sender-receiver PortPrototype or nv data of a nv data PortPrototype. The result is passed back to the application by means of an argument in the function signature. The aggregation of dataReceivePointByArgument is subject to variability with the purpose to support the conditional existence of sender receiver PortPrototype or the variant existence of data receive points in the implementation. Stereotypes: atpSplitable; atpVariation Tags: atp.Splitkey=dataReceivePointByArgument.shortName, dataReceivePointByArgument.variationPoint.shortLabel vh.latestBindingTime=preCompileTime





Class	RunnableEntity			
dataReceivePointByValue	VariableAccess	*	aggr	<p>RunnableEntity has explicit read access to dataElement of a sender-receiver PortPrototype or nv data of a nv data PortPrototype.</p> <p>The result is passed back to the application by means of the return value. The aggregation of dataReceivePointByValue is subject to variability with the purpose to support the conditional existence of sender receiver ports or the variant existence of data receive points in the implementation.</p> <p>Stereotypes: atpSplitable; atpVariation Tags: atp.Splitkey=dataReceivePointByValue.shortName, dataReceivePointByValue.variationPoint.shortLabel vh.latestBindingTime=preCompileTime</p>
dataSendPoint	VariableAccess	*	aggr	<p>RunnableEntity has explicit write access to dataElement of a sender-receiver PortPrototype or nv data of a nv data PortPrototype.</p> <p>The aggregation of dataSendPoint is subject to variability with the purpose to support the conditional existence of sender receiver PortPrototype or the variant existence of data send points in the implementation.</p> <p>Stereotypes: atpSplitable; atpVariation Tags: atp.Splitkey=dataSendPoint.shortName, dataSendPoint.variationPoint.shortLabel vh.latestBindingTime=preCompileTime</p>
dataWriteAccess	VariableAccess	*	aggr	<p>RunnableEntity has implicit write access to dataElement of a sender-receiver PortPrototype or nv data of a nv data PortPrototype.</p> <p>The aggregation of dataWriteAccess is subject to variability with the purpose to support the conditional existence of sender receiver ports or the variant existence of dataWriteAccess in the implementation.</p> <p>Stereotypes: atpSplitable; atpVariation Tags: atp.Splitkey=dataWriteAccess.shortName, dataWriteAccess.variationPoint.shortLabel vh.latestBindingTime=preCompileTime</p>
externalTriggeringPoint	ExternalTriggeringPoint	*	aggr	<p>The aggregation of ExternalTriggeringPoint is subject to variability with the purpose to support the conditional existence of trigger ports or the variant existence of external triggering points in the implementation.</p> <p>Stereotypes: atpSplitable; atpVariation Tags: atp.Splitkey=externalTriggeringPoint.ident.shortName, externalTriggeringPoint.variationPoint.shortLabel vh.latestBindingTime=preCompileTime</p>
internalTriggeringPoint	InternalTriggeringPoint	*	aggr	<p>The aggregation of InternalTriggeringPoint is subject to variability with the purpose to support the variant existence of internal triggering points in the implementation.</p> <p>Stereotypes: atpSplitable; atpVariation Tags: atp.Splitkey=internalTriggeringPoint.shortName, internalTriggeringPoint.variationPoint.shortLabel vh.latestBindingTime=preCompileTime</p>





Class	RunnableEntity			
modeAccess Point	ModeAccessPoint	*	aggr	<p>The runnable has a mode access point. The aggregation of ModeAccessPoint is subject to variability with the purpose to support the conditional existence of mode ports or the variant existence of mode access points in the implementation.</p> <p>Stereotypes: atpSplitable; atpVariation Tags: atp.Splitkey=modeAccessPoint.ident.shortName, modeAccessPoint.variationPoint.shortLabel vh.latestBindingTime=preCompileTime</p>
modeSwitch Point	ModeSwitchPoint	*	aggr	<p>The runnable has a mode switch point. The aggregation of ModeSwitchPoint is subject to variability with the purpose to support the conditional existence of mode ports or the variant existence of mode switch points in the implementation.</p> <p>Stereotypes: atpSplitable; atpVariation Tags: atp.Splitkey=modeSwitchPoint.shortName, modeSwitchPoint.variationPoint.shortLabel vh.latestBindingTime=preCompileTime</p>
parameter Access	ParameterAccess	*	aggr	<p>The presence of a ParameterAccess implies that a RunnableEntity needs read only access to a ParameterDataPrototype which may either be local or within a Port Prototype.</p> <p>The aggregation of ParameterAccess is subject to variability with the purpose to support the conditional existence of parameter ports and component local parameters as well as the variant existence of Parameter Access (points) in the implementation.</p> <p>Stereotypes: atpSplitable; atpVariation Tags: atp.Splitkey=parameterAccess.shortName, parameterAccess.variationPoint.shortLabel vh.latestBindingTime=preCompileTime</p>
readLocal Variable	VariableAccess	*	aggr	<p>The presence of a readLocalVariable implies that a RunnableEntity needs read access to a VariableData Prototype in the role of implicitInterRunnableVariable or explicitInterRunnableVariable.</p> <p>The aggregation of readLocalVariable is subject to variability with the purpose to support the conditional existence of implicitInterRunnableVariable and explicit InterRunnableVariable or the variant existence of read LocalVariable (points) in the implementation.</p> <p>Stereotypes: atpSplitable; atpVariation Tags: atp.Splitkey=readLocalVariable.shortName, readLocalVariable.variationPoint.shortLabel vh.latestBindingTime=preCompileTime</p>
serverCallPoint	ServerCallPoint	*	aggr	<p>The RunnableEntity has a ServerCallPoint. The aggregation of ServerCallPoint is subject to variability with the purpose to support the conditional existence of client server PortPrototypes or the variant existence of server call points in the implementation.</p> <p>Stereotypes: atpSplitable; atpVariation Tags: atp.Splitkey=serverCallPoint.shortName, serverCallPoint.variationPoint.shortLabel vh.latestBindingTime=preCompileTime</p>





Class	RunnableEntity			
symbol	CIdentifier	0..1	attr	The symbol describing this RunnableEntity's entry point. This is considered the API of the RunnableEntity and is required during the RTE contract phase.
waitPoint	WaitPoint	*	aggr	The WaitPoint associated with the RunnableEntity.
writtenLocal Variable	VariableAccess	*	aggr	<p>The presence of a writtenLocalVariable implies that a RunnableEntity needs write access to a VariableData Prototype in the role of implicitInterRunnableVariable or explicitInterRunnableVariable.</p> <p>The aggregation of writtenLocalVariable is subject to variability with the purpose to support the conditional existence of implicitInterRunnableVariable and explicitInterRunnableVariable or the variant existence of writtenLocalVariable (points) in the implementation.</p> <p>Stereotypes: atpSplitable; atpVariation Tags: atp.Splitkey=writtenLocalVariable.shortName, writtenLocalVariable.variationPoint.shortLabel vh.latestBindingTime=preCompileTime</p>

Table C.83: RunnableEntity

Class	RunnableEntityGroup			
Package	M2::AUTOSARTemplates::SWComponentTemplate::ImplicitCommunicationBehavior			
Note	This meta-class represents the ability to define a collection of RunnableEntities. The collection can be nested.			
Base	<i>ARObject</i> , <i>AtpClassifier</i> , <i>AtpFeature</i> , <i>AtpStructureElement</i> , Identifiable , MultilanguageReferrable , Referrable			
Aggregated by	<i>AtpClassifier.atpFeature</i> , ConsistencyNeeds.regDoesNotRequireStability , ConsistencyNeeds.regRequiresStability			
Attribute	Type	Mult.	Kind	Note
runnableEntity	RunnableEntity	*	iref	<p>This represents a collection of RunnableEntities that belong to the enclosing RunnableEntityGroup.</p> <p>Stereotypes: atpSplitable; atpVariation Tags: atp.Splitkey=runnableEntity.contextSwComponentPrototype, runnableEntity.targetRunnableEntity, runnableEntity.variationPoint.shortLabel vh.latestBindingTime=preCompileTime InstanceRef implemented by: RunnableEntityInCompositionInstanceRef</p>
runnableEntity Group	RunnableEntityGroup	*	iref	<p>This represents the ability to define nested groups of RunnableEntities.</p> <p>Stereotypes: atpSplitable; atpVariation Tags: atp.Splitkey=runnableEntityGroup.contextSwComponentPrototype, runnableEntityGroup.targetRunnableEntityGroup, runnableEntityGroup.variationPoint.shortLabel vh.latestBindingTime=preCompileTime InstanceRef implemented by: InnerRunnableEntityGroupInCompositionInstanceRef</p>

Table C.84: RunnableEntityGroup

Class	SdgClass			
Package	M2::AUTOSARTemplates::GenericStructure::GeneralTemplateClasses::SpecialDataDef			
Note	An SdgClass specifies the name and structure of the SDG that may be used to store proprietary data in an AUTOSAR model. The SdgClass is similar to an UML stereotype.			
Base	ARObject, Identifiable , MultilanguageReferrable , Referrable , SdgElementWithGid			
Aggregated by	SdgDef.sdgClass			
Attribute	Type	Mult.	Kind	Note
attribute (ordered)	SdgAttribute	*	aggr	Definition of the structure of the Sdg Tags: xml.sequenceOffset=30
caption	Boolean	0..1	attr	Specifies if a caption is required. Note: only Sdgs that have a caption can be referenced Tags: xml.sequenceOffset=20
extendsMeta Class	MetaClassName	0..1	attr	The AUTOSAR Meta-Class that may be extended by this Class. Tags: xml.sequenceOffset=10
sdgConstraint	TraceableText	*	ref	Semantic constraints that restrict the structure of the special data group. Tags: xml.sequenceOffset=40

Table C.85: SdgClass

Class	SdgDef			
Package	M2::AUTOSARTemplates::GenericStructure::GeneralTemplateClasses::SpecialDataDef			
Note	A SdgDef groups several SdgClasses which belong to the same extension. The concept of an SdgDef is similar to an UML Profile. Tags: atp.recommendedPackage=SdgDefs			
Base	ARElement , ARObject, CollectableElement , Identifiable , MultilanguageReferrable , PackageableElement , Referrable			
Aggregated by	ARPackage.element			
Attribute	Type	Mult.	Kind	Note
sdgClass	SdgClass	*	aggr	The owned sdcClasses which define the structure of the Sdgs Tags: xml.namePlural=SDG-CLASSES

Table C.86: SdgDef

Primitive	SectionInitializationPolicyType			
Package	M2::AUTOSARTemplates::GenericStructure::GeneralTemplateClasses::PrimitiveTypes			
Note	SectionInitializationPolicyType describes the intended initialization of MemorySections. The following values are standardized in AUTOSAR Methodology: <ul style="list-style-type: none"> • INIT: To be used for (explicitly or not explicitly) initialized variables. • CLEARED: To be used for not explicitly initialized variables. • POWER-ON-CLEARED: To be used for variables that are not explicitly initialized (cleared) during normal start-up. Instead these are cleared only after power on reset. Please note that the values are defined similar to the representation of enumeration types in the XML schema to ensure backward compatibility. Tags: xml.xsd.customType=SECTION-INITIALIZATION-POLICY-TYPE xml.xsd.type=NMTOKEN			

Table C.87: SectionInitializationPolicyType

Class	SenderReceiverInterface			
Package	M2::AUTOSARTemplates::SWComponentTemplate::PortInterface			
Note	A sender/receiver interface declares a number of data elements to be sent and received. Tags: atp.recommendedPackage=PortInterfaces			
Base	ARElement , ARObject , AtpBlueprint , AtpBlueprintable , AtpClassifier , AtpType , CollectableElement , DataInterface , Identifiable , MultilanguageReferrable , PackageableElement , PortInterface , Referrable			
Aggregated by	ARPackage.element			
Attribute	Type	Mult.	Kind	Note
dataElement	VariableDataPrototype	*	aggr	The data elements of this SenderReceiverInterface.
invalidation Policy	InvalidationPolicy	*	aggr	InvalidationPolicy for a particular dataElement
metaDataItem Set	MetaDataItemSet	*	aggr	This aggregation defines fixed sets of meta-data items associated with dataElements of the enclosing Sender ReceiverInterface

Table C.88: SenderReceiverInterface

Class	StructuredReq			
Package	M2::MSR::Documentation::BlockElements::RequirementsTracing			
Note	This represents a structured requirement. This is intended for a case where specific requirements for features are collected. Note that this can be rendered as a labeled list.			
Base	ARObject , DocumentViewSelectable , Identifiable , MultilanguageReferrable , Paginateable , Referrable , Traceable			
Aggregated by	DocumentationBlock.structuredReq			
Attribute	Type	Mult.	Kind	Note
appliesTo	StandardNameEnum	*	attr	This attribute represents the platform the requirement is assigned to. Tags: xml.namePlural=APPLIES-TO-DEPENDENCIES xml.sequenceOffset=25
conflicts	DocumentationBlock	0..1	aggr	This represents an informal specification of conflicts. Tags: xml.sequenceOffset=40
date	DateTime	1	attr	This represents the date when the requirement was initiated. Tags: xml.sequenceOffset=5
dependencies	DocumentationBlock	0..1	aggr	This represents an informal specification of dependencies. Note that upstream tracing should be formalized in the property trace provided by the superclass Traceable. Tags: xml.sequenceOffset=30
description	DocumentationBlock	0..1	aggr	This represents the general description of the requirement. Tags: xml.sequenceOffset=10
importance	String	1	attr	This allows to represent the importance of the requirement. Tags: xml.sequenceOffset=8
issuedBy	String	1	attr	This represents the person, organization or authority which issued the requirement. Tags: xml.sequenceOffset=6





Class	StructuredReq			
rationale	DocumentationBlock	0..1	aggr	This represents the rationale of the requirement. Tags: xml.sequenceOffset=20
remark	DocumentationBlock	0..1	aggr	This represents an informal remark. Note that this is not modeled as annotation, since these remark is still essential part of the requirement. Tags: xml.sequenceOffset=60
supporting Material	DocumentationBlock	0..1	aggr	This represents an informal specification of the supporting material. Tags: xml.sequenceOffset=50
testedItem	Traceable	*	ref	This association represents the ability to trace on the same specification level. This supports for example the of acceptance tests. Tags: xml.sequenceOffset=70
type	String	1	attr	This attribute allows to denote the type of requirement to denote for example is it an "enhancement", "new feature" etc. Tags: xml.sequenceOffset=7
useCase	DocumentationBlock	0..1	aggr	This describes the relevant use cases. Note that formal references to use cases should be done in the trace relation. Tags: xml.sequenceOffset=35

Table C.89: StructuredReq

Class	SwAddrMethod			
Package	M2::MSR::DataDictionary::AuxillaryObjects			
Note	Used to assign a common addressing method, e.g. common memory section, to data or code objects. These objects could actually live in different modules or components. Tags: atp.recommendedPackage=SwAddrMethods			
Base	ARElement , ARObject , AtpBlueprint , AtpBlueprintable , CollectableElement , Identifiable , MultilanguageReferrable , PackageableElement , Referrable			
Aggregated by	ARPackage.element			
Attribute	Type	Mult.	Kind	Note
memory Allocation KeywordPolicy	MemoryAllocation KeywordPolicyType	0..1	attr	Enumeration to specify the name pattern of the Memory Allocation Keyword.
option	Identifier	*	attr	This attribute introduces the ability to specify further intended properties of the MemorySection in with the related objects shall be placed. These properties are handled as to be selected. The intended options are mentioned in the list. In the Memory Mapping configuration, this option list is used to determine an appropriate MemMapAddressing ModeSet.





Class	SwAddrMethod			
section Initialization Policy	SectionInitialization PolicyType	0..1	attr	Specifies the expected initialization of the variables (inclusive those which are implementing VariableData Prototypes). Therefore this is an implementation constraint for initialization code of BSW modules (especially RTE) as well as the start-up code which initializes the memory segment to which the AutosarData Prototypes referring to the SwAddrMethod's are later on mapped. If the attribute is not defined it has the identical semantic as the attribute value "INIT"
sectionType	MemorySectionType	0..1	attr	Defines the type of memory sections which can be associated with this addressing method.

Table C.90: SwAddrMethod

Class	SwBaseType			
Package	M2::MSR::AsamHdo::BaseTypes			
Note	This meta-class represents a base type used within ECU software. Tags: atp.recommendedPackage=BaseTypes			
Base	ARElement , ARObject , AtpBlueprint , AtpBlueprintable , BaseType , CollectableElement , Identifiable , MultilanguageReferrable , PackageableElement , Referrable			
Aggregated by	ARPackage.element			
Attribute	Type	Mult.	Kind	Note
–	–	–	–	–

Table C.91: SwBaseType

Class	SwComponentPrototype			
Package	M2::AUTOSARTemplates::SWComponentTemplate::Composition			
Note	Role of a software component within a composition.			
Base	ARObject , AtpFeature , AtpPrototype , Identifiable , MultilanguageReferrable , Referrable			
Aggregated by	AtpClassifier.atpFeature , CompositionSwComponentType.component			
Attribute	Type	Mult.	Kind	Note
type	SwComponentType	0..1	tref	Type of the instance. Stereotypes: isOfType

Table C.92: SwComponentPrototype

Class	SwComponentType (abstract)			
Package	M2::AUTOSARTemplates::SWComponentTemplate::Components			
Note	Base class for AUTOSAR software components.			
Base	ARElement , ARObject , AtpBlueprint , AtpBlueprintable , AtpClassifier , AtpType , CollectableElement , Identifiable , MultilanguageReferrable , PackageableElement , Referrable			
Subclasses	AtomicSwComponentType , CompositionSwComponentType , ParameterSwComponentType			
Aggregated by	ARPackage.element			
Attribute	Type	Mult.	Kind	Note





Class	SwComponentType (abstract)			
consistency Needs	ConsistencyNeeds	*	aggr	This represents the collection of ConsistencyNeeds owned by the enclosing SwComponentType. Stereotypes: atpSplitable; atpVariation Tags: atp.Splitkey=consistencyNeeds.shortName, consistencyNeeds.variationPoint.shortLabel vh.latestBindingTime=preCompileTime
port	PortPrototype	*	aggr	The PortPrototypes through which this SwComponent Type can communicate. The aggregation of PortPrototype is subject to variability with the purpose to support the conditional existence of PortPrototypes. Stereotypes: atpSplitable; atpVariation Tags: atp.Splitkey=port.shortName, port.variationPoint.shortLabel vh.latestBindingTime=preCompileTime
portGroup	PortGroup	*	aggr	A port group being part of this component. Stereotypes: atpSplitable; atpVariation Tags: atp.Splitkey=portGroup.shortName, portGroup.variationPoint.shortLabel vh.latestBindingTime=preCompileTime
swcMapping Constraint	SwComponentMapping Constraints	*	ref	Reference to constraints that are valid for this Sw ComponentType.
swComponent Documentation	SwComponent Documentation	0..1	aggr	This adds a documentation to the SwComponentType. Stereotypes: atpSplitable; atpVariation Tags: atp.Splitkey=swComponentDocumentation, swComponentDocumentation.variationPoint.shortLabel vh.latestBindingTime=preCompileTime xml.sequenceOffset=-10
unitGroup	UnitGroup	*	ref	This allows for the specification of which UnitGroups are relevant in the context of referencing SwComponentType.

Table C.93: SwComponentType

Class	<<atpVariation>> SwDataDefProps
Package	M2::MSR::DataDictionary::DataDefProperties
Note	<p>This class is a collection of properties relevant for data objects under various aspects. One could consider this class as a "pattern of inheritance by aggregation". The properties can be applied to all objects of all classes in which SwDataDefProps is aggregated.</p> <p>Note that not all of the attributes or associated elements are useful all of the time. Hence, the process definition (e.g. expressed with an OCL or a Document Control Instance MSR-DCI) has the task of implementing limitations.</p> <p>SwDataDefProps covers various aspects:</p> <ul style="list-style-type: none"> • Structure of the data element for calibration use cases: is it a single value, a curve, or a map, but also the recordLayouts which specify how such elements are mapped/converted to the DataTypes in the programming language (or in AUTOSAR). This is mainly expressed by properties like swRecordLayout and swCalprmAxisSet • Implementation aspects, mainly expressed by swImplPolicy, swVariableAccessImplPolicy, swAddr Method, swPointerTargetProps, baseType, implementationDataType and additionalNativeTypeQualifier • Access policy for the MCD system, mainly expressed by swCalibrationAccess





Class	<<atpVariation>> SwDataDefProps			
	<ul style="list-style-type: none"> Semantics of the data element, mainly expressed by compuMethod and/or unit, dataConstr, invalid Value Code generation policy provided by swRecordLayout Tags: vh.latestBindingTime=codeGenerationTime			
Base	ARObject			
Aggregated by	AutosarDataType.swDataDefProps, CompositeNetworkRepresentation.networkRepresentation, DataPrototype.swDataDefProps, DataPrototypeTransformationProps.networkRepresentationProps, DiagnosticDataElement.swDataDefProps, DiagnosticEnvDataElementCondition.swDataDefProps, DltArgument.networkRepresentation, FlatInstanceDescriptor.swDataDefProps, ImplementationDataTypeElement.swDataDefProps, InstantiationDataDefProps.swDataDefProps, ISignal.networkRepresentationProps, McDataInstance.resultingProperties, ParameterAccess.swDataDefProps, PerInstanceMemory.swDataDefProps, ReceiverComSpec.networkRepresentation, SenderComSpec.networkRepresentation, SomeipDataPrototypeTransformationProps.networkRepresentation, SwPointerTargetProps.swDataDefProps, SwServiceArg.swDataDefProps, SwSystemconst.swDataDefProps, SystemSignal.physicalProps			
Attribute	Type	Mult.	Kind	Note
additionalNativeTypeQualifier	NativeDeclarationString	0..1	attr	This attribute is used to declare native qualifiers of the programming language which can neither be deduced from the baseType (e.g. because the data object describes a pointer) nor from other more abstract attributes. Examples are qualifiers like "volatile", "strict" or "enum" of the C-language. All such declarations have to be put into one string. Tags: xml.sequenceOffset=235
annotation	Annotation	*	aggr	This aggregation allows to add annotations (yellow pads ...) related to the current data object. Tags: xml.roleElement=true xml.roleWrapperElement=true xml.sequenceOffset=20 xml.typeElement=false xml.typeWrapperElement=false
baseType	SwBaseType	0..1	ref	Base type associated with the containing data object. Tags: xml.sequenceOffset=50
compuMethod	CompuMethod	0..1	ref	Computation method associated with the semantics of this data object. Tags: xml.sequenceOffset=180
dataConstr	DataConstr	0..1	ref	Data constraint for this data object. Tags: xml.sequenceOffset=190
displayFormat	DisplayFormatString	0..1	attr	This property describes how a number is to be rendered e.g. in documents or in a measurement and calibration system. Tags: xml.sequenceOffset=210
displayPresentation	DisplayPresentationEnum	0..1	attr	This attribute controls the presentation of the related data for measurement and calibration tools.





Class	<<atpVariation>> SwDataDefProps			
implementation DataType	AbstractImplementation DataType	0..1	ref	<p>This association denotes the ImplementationDataType of a data declaration via its aggregated SwDataDefProps. It is used whenever a data declaration is not directly referring to a base type. Especially</p> <ul style="list-style-type: none"> • redefinition of an ImplementationDataType via a "typedef" to another ImplementationDatatype • the target type of a pointer (see SwPointerTarget Props), if it does not refer to a base type directly • the data type of an array or record element within an ImplementationDataType, if it does not refer to a base type directly • the data type of an SwServiceArg, if it does not refer to a base type directly <p>Tags: xml.sequenceOffset=215</p>
invalidValue	ValueSpecification	0..1	aggr	<p>Optional value to express invalidity of the actual data element.</p> <p>Tags: xml.sequenceOffset=255</p>
stepSize	Float	0..1	attr	<p>This attribute can be used to define a value which is added to or subtracted from the value of a DataPrototype when using up/down keys while calibrating.</p>
swAddrMethod	SwAddrMethod	0..1	ref	<p>Addressing method related to this data object. Via an association to the same SwAddrMethod it can be specified that several DataPrototypes shall be located in the same memory without already specifying the memory section itself.</p> <p>Tags: xml.sequenceOffset=30</p>
swAlignment	AlignmentType	0..1	attr	<p>The attribute describes the intended typical alignment of the DataPrototype. If the attribute is not defined the alignment is determined by the swBaseType size and the memoryAllocationKeywordPolicy of the referenced Sw AddrMethod.</p> <p>Tags: xml.sequenceOffset=33</p>
swBit Representation	SwBitRepresentation	0..1	aggr	<p>Description of the binary representation in case of a bit variable.</p> <p>Tags: xml.sequenceOffset=60</p>
swCalibration Access	SwCalibrationAccess Enum	0..1	attr	<p>Specifies the read or write access by MCD tools for this data object.</p> <p>Tags: xml.sequenceOffset=70</p>
swCalprmAxis Set	SwCalprmAxisSet	0..1	aggr	<p>This specifies the properties of the axes in case of a curve or map etc. This is mainly applicable to calibration parameters.</p> <p>Tags: xml.sequenceOffset=90</p>
swComparison Variable	SwVariableRefProxy	*	aggr	<p>Variables used for comparison in an MCD process.</p> <p>Tags: xml.sequenceOffset=170 xml.typeElement=false</p>
swData Dependency	SwDataDependency	0..1	aggr	<p>Describes how the value of the data object has to be calculated from the value of another data object (by the MCD system).</p> <p>Tags: xml.sequenceOffset=200</p>





Class	<<atpVariation>> SwDataDefProps			
swHostVariable	SwVariableRefProxy	0..1	aggr	<p>Contains a reference to a variable which serves as a host-variable for a bit variable. Only applicable to bit objects.</p> <p>Tags: xml.sequenceOffset=220 xml.typeElement=false</p>
swImplPolicy	SwImplPolicyEnum	0..1	attr	<p>Implementation policy for this data object.</p> <p>Tags: xml.sequenceOffset=230</p>
swIntendedResolution	Numerical	0..1	attr	<p>The purpose of this element is to describe the requested quantization of data objects early on in the design process.</p> <p>The resolution ultimately occurs via the conversion formula present (compuMethod), which specifies the transition from the physical world to the standardized world (and vice-versa) (here, "the slope per bit" is present implicitly in the conversion formula).</p> <p>In the case of a development phase without a fixed conversion formula, a pre-specification can occur through swIntendedResolution.</p> <p>The resolution is specified in the physical domain according to the property "unit".</p> <p>Tags: xml.sequenceOffset=240</p>
swInterpolationMethod	Identifier	0..1	attr	<p>This is a keyword identifying the mathematical method to be applied for interpolation. The keyword needs to be related to the interpolation routine which needs to be invoked.</p> <p>Tags: xml.sequenceOffset=250</p>
swIsVirtual	Boolean	0..1	attr	<p>This element distinguishes virtual objects. Virtual objects do not appear in the memory, their derivation is much more dependent on other objects and hence they shall have a swDataDependency .</p> <p>Tags: xml.sequenceOffset=260</p>
swPointerTargetProps	SwPointerTargetProps	0..1	aggr	<p>Specifies that the containing data object is a pointer to another data object.</p> <p>Note: This atpSplitable property has no atp.Splitkey due to atpVariation (PropertySetPattern).</p> <p>Stereotypes: atpSplitable Tags: xml.sequenceOffset=280</p>
swRecordLayout	SwRecordLayout	0..1	ref	<p>Record layout for this data object.</p> <p>Tags: xml.sequenceOffset=290</p>
swRefreshTiming	MultidimensionalTime	0..1	aggr	<p>This element specifies the frequency in which the object involved shall be or is called or calculated. This timing can be collected from the task in which write access processes to the variable run. But this cannot be done by the MCD system.</p> <p>So this attribute can be used in an early phase to express the desired refresh timing and later on to specify the real refresh timing.</p> <p>Tags: xml.sequenceOffset=300</p>
swTextProps	SwTextProps	0..1	aggr	<p>the specific properties if the data object is a text object.</p> <p>Tags: xml.sequenceOffset=120</p>





Class	<<atpVariation>> SwDataDefProps			
swValueBlock Size	Numerical	0..1	attr	This represents the size of a Value Block Stereotypes: atpVariation Tags: vh.latestBindingTime=preCompileTime xml.sequenceOffset=80
swValueBlock SizeMult (ordered)	Numerical	*	attr	This attribute is used to specify the dimensions of a value block (VAL_BLK) for the case that that value block has more than one dimension. The dimensions given in this attribute are ordered such that the first entry represents the first dimension, the second entry represents the second dimension, and so on. For one-dimensional value blocks the attribute swValueBlockSize shall be used and this attribute shall not exist. Stereotypes: atpVariation Tags: vh.latestBindingTime=preCompileTime
unit	Unit	0..1	ref	Physical unit associated with the semantics of this data object. This attribute applies if no compuMethod is specified. If both units (this as well as via compuMethod) are specified the units shall be compatible. Tags: xml.sequenceOffset=350
valueAxisDataType	ApplicationPrimitive DataType	0..1	ref	The referenced ApplicationPrimitiveDataType represents the primitive data type of the value axis within a compound primitive (e.g. curve, map). It supersedes CompuMethod, Unit, and BaseType. Tags: xml.sequenceOffset=355

Table C.94: SwDataDefProps

Class	SwServiceArg			
Package	M2::MSR::DataDictionary::ServiceProcessTask			
Note	Specifies the properties of a data object exchanged during the call of an SwService, e.g. an argument or a return value. The SwServiceArg can also be used in the argument list of a C-macro. For this purpose the category shall be set to "MACRO". A reference to implementationDataType can optional be added if the actual argument has an implementationDataType.			
Base	ARObject, Identifiable , MultilanguageReferrable , Referrable			
Aggregated by	BswModuleEntry.argument , BswModuleEntry.returnType			
Attribute	Type	Mult.	Kind	Note
direction	ArgumentDirection Enum	0..1	attr	Specifies the direction of the data transfer. The direction shall indicate the direction of the actual information that is being consumed by the caller and/or the callee, not the direction of formal arguments in C. The attribute is optional for backwards compatibility reasons. For example, if a pointer is used to pass a memory address for the expected result, the direction shall be "out". If a pointer is used to pass a memory address with content to be read by the callee, its direction shall be "in". Tags: xml.sequenceOffset=10
swArraysizes	ValueList	0..1	aggr	This turns the argument of the service to an array. Tags: xml.sequenceOffset=20





Class	SwServiceArg			
swDataDef Props	SwDataDefProps	0..1	aggr	Data properties of this SwServiceArg. Stereotypes: atpSplitable Tags: atp.Splitkey=swDataDefProps xml.sequenceOffset=30

Table C.95: SwServiceArg

Class	SwTextProps			
Package	M2::MSR::DataDictionary::DataDefProperties			
Note	This meta-class expresses particular properties applicable to strings in variables or calibration parameters.			
Base	ARObject			
Aggregated by	SwDataDefProps.swTextProps			
Attribute	Type	Mult.	Kind	Note
arraySize Semantics	ArraySizeSemantics Enum	0..1	attr	This attribute controls the semantics of the arraysize for the array representing the string in an Implementation DataType. It is there to support a safe conversion between ApplicationDatatype and ImplementationDatatype, even for variable length strings as required e.g. for Support of SAE J1939.
baseType	SwBaseType	0..1	ref	This is the base type of one character in the string. In particular this baseType denotes the intended encoding of the characters in the string on level of ApplicationData Type. Tags: xml.sequenceOffset=30
swFillCharacter	Integer	0..1	attr	Filler character for text parameter to pad up to the maximum length swMaxTextSize. The value will be interpreted according to the encoding specified in the associated base type of the data object, e.g. 0x30 (hex) represents the ASCII character zero as filler character and 0 (dec) represents an end of string as filler character. The usage of the fill character depends on the arraySize Semantics. Tags: xml.sequenceOffset=40
swMaxTextSize	Integer	0..1	attr	Specifies the maximum text size in characters. Note the size in bytes depends on the encoding in the corresponding baseType. Stereotypes: atpVariation Tags: vh.latestBindingTime=preCompileTime xml.sequenceOffset=20

Table C.96: SwTextProps

Class	SwcBswMapping			
Package	M2::AUTOSARTemplates::CommonStructure::SwcBswMapping			
Note	Maps an SwcInternalBehavior to an BswInternalBehavior. This is required to coordinate the API generation and the scheduling for AUTOSAR Service Components, ECU Abstraction Components and Complex Driver Components by the RTE and the BSW scheduling mechanisms. Tags: atp.recommendedPackage=SwcBswMappings			
Base	ARElement , ARObject , AtpClassifier , AtpFeature , AtpStructureElement , CollectableElement , Identifiable , MultilanguageReferrable , PackageableElement , Referrable			
Aggregated by	ARPackage.element , AtpClassifier.atpFeature			
Attribute	Type	Mult.	Kind	Note
bswBehavior	BswInternalBehavior	0..1	ref	The mapped BswInternalBehavior
runnable Mapping	SwcBswRunnable Mapping	*	aggr	A mapping between a pair of SWC and BSW runnables. Stereotypes: atpSplitable; atpVariation Tags: atp.Splitkey=runnableMapping, runnable Mapping.variationPoint.shortLabel vh.latestBindingTime=preCompileTime
swcBehavior	SwcInternalBehavior	0..1	ref	The mapped SwcInternalBehavior.
synchronized ModeGroup	SwcBswSynchronized ModeGroupPrototype	*	aggr	A pair of SWC and BSW mode group prototypes to be synchronized by the scheduler. Stereotypes: atpSplitable; atpVariation Tags: atp.Splitkey=synchronizedModeGroup, synchronized ModeGroup.variationPoint.shortLabel vh.latestBindingTime=preCompileTime
synchronized Trigger	SwcBswSynchronized Trigger	*	aggr	A pair of SWC and BSW Triggers to be synchronized by the scheduler. Stereotypes: atpSplitable; atpVariation Tags: atp.Splitkey=synchronizedTrigger, synchronized Trigger.variationPoint.shortLabel vh.latestBindingTime=preCompileTime

Table C.97: SwcBswMapping

Class	SwcInternalBehavior			
Package	M2::AUTOSARTemplates::SWComponentTemplate::SwcInternalBehavior			
Note	The SwcInternalBehavior of an AtomicSwComponentType describes the relevant aspects of the software-component with respect to the RTE, i.e. the RunnableEntities and the RTEEvents they respond to.			
Base	ARObject , AtpClassifier , AtpFeature , AtpStructureElement , Identifiable , InternalBehavior , MultilanguageReferrable , Referrable			
Aggregated by	AtomicSwComponentType.internalBehavior , AtpClassifier.atpFeature			
Attribute	Type	Mult.	Kind	Note





Class	SwcInternalBehavior			
arTypedPerInstanceMemory	VariableDataPrototype	*	aggr	<p>Defines an AUTOSAR typed memory-block that needs to be available for each instance of the SW-component.</p> <p>This is typically only useful if supportsMultipleInstantiation is set to "true" or if the component defines NVRAM access via permanent blocks.</p> <p>The aggregation of arTypedPerInstanceMemory is subject to variability with the purpose to support variability in the software component's implementations. Typically different algorithms in the implementation are requiring different number of memory objects.</p> <p>Stereotypes: atpSplittable; atpVariation Tags: atp.Splitkey=arTypedPerInstanceMemory.shortName, arTypedPerInstanceMemory.variationPoint.shortLabel vh.latestBindingTime=preCompileTime</p>
event	RTEEvent	*	aggr	<p>This is a RTEEvent specified for the particular Swc InternalBehavior.</p> <p>The aggregation of RTEEvent is subject to variability with the purpose to support the conditional existence of RTE events. Note: the number of RTE events might vary due to the conditional existence of PortPrototypes using Data ReceivedEvents or due to different scheduling needs of algorithms.</p> <p>Stereotypes: atpSplittable; atpVariation Tags: atp.Splitkey=event.shortName, event.variationPoint.shortLabel vh.latestBindingTime=preCompileTime</p>
exclusiveAreaPolicy	SwcExclusiveAreaPolicy	*	aggr	<p>Options how to generate the ExclusiveArea related APIs. When no SwcExclusiveAreaPolicy is specified for an ExclusiveArea the default values apply.</p> <p>Stereotypes: atpSplittable; atpVariation Tags: atp.Splitkey=exclusiveAreaPolicy, exclusiveAreaPolicy.variationPoint.shortLabel vh.latestBindingTime=preCompileTime</p>
explicitInterRunnableVariable	VariableDataPrototype	*	aggr	<p>Implement state message semantics for establishing communication among runnables of the same component. The aggregation of explicitInterRunnableVariable is subject to variability with the purpose to support variability in the software components implementations. Typically different algorithms in the implementation are requiring different number of memory objects.</p> <p>Stereotypes: atpSplittable; atpVariation Tags: atp.Splitkey=explicitInterRunnableVariable.shortName, explicitInterRunnableVariable.variationPoint.shortLabel vh.latestBindingTime=preCompileTime</p>





Class	SwcInternalBehavior			
implicitInterRunnableVariable	VariableDataPrototype	*	aggr	<p>Implement state message semantics for establishing communication among runnables of the same component. The aggregation of implicitInterRunnableVariable is subject to variability with the purpose to support variability in the software components implementations. Typically different algorithms in the implementation are requiring different number of memory objects.</p> <p>Stereotypes: atpSplitable; atpVariation Tags: atp.Splitkey=implicitInterRunnableVariable.shortName, implicitInterRunnableVariable.variationPoint.shortLabel vh.latestBindingTime=preCompileTime</p>
includedDataTypeSet	IncludedDataTypeSet	*	aggr	<p>The includedDataTypeSet is used by a software component for its implementation.</p> <p>Stereotypes: atpSplitable Tags: atp.Splitkey=includedDataTypeSet</p>
includedModeDeclarationGroupSet	IncludedModeDeclarationGroupSet	*	aggr	<p>This aggregation represents the included Mode DeclarationGroups</p> <p>Stereotypes: atpSplitable Tags: atp.Splitkey=includedModeDeclarationGroupSet</p>
instantiationDataDefProps	InstantiationDataDefProps	*	aggr	<p>The purpose of this is that within the context of a given SwComponentType some data def properties of individual instantiations can be modified. The aggregation of InstantiationDataDefProps is subject to variability with the purpose to support the conditional existence of Port Prototypes and component local memories like "per InstanceParameter" or "arTypedPerInstanceMemory".</p> <p>Stereotypes: atpSplitable; atpVariation Tags: atp.Splitkey=instantiationDataDefProps, instantiationDataDefProps.variationPoint.shortLabel vh.latestBindingTime=preCompileTime</p>
perInstanceMemory	PerInstanceMemory	*	aggr	<p>Defines a per-instance memory object needed by this software component. The aggregation of PerInstanceMemory is subject to variability with the purpose to support variability in the software components implementations. Typically different algorithms in the implementation are requiring different number of memory objects.</p> <p>Stereotypes: atpSplitable; atpVariation Tags: atp.Splitkey=perInstanceMemory.shortName, perInstanceMemory.variationPoint.shortLabel vh.latestBindingTime=preCompileTime</p>





Class	SwcInternalBehavior			
perInstanceParameter	ParameterDataPrototype	*	aggr	<p>Defines parameter(s) or characteristic value(s) that needs to be available for each instance of the software-component. This is typically only useful if supportsMultipleInstantiation is set to "true". The aggregation of perInstanceParameter is subject to variability with the purpose to support variability in the software components implementations. Typically different algorithms in the implementation are requiring different number of memory objects.</p> <p>Stereotypes: atpSplitable; atpVariation Tags: atp.Splitkey=perInstanceParameter.shortName, perInstanceParameter.variationPoint.shortLabel vh.latestBindingTime=preCompileTime</p>
portAPIOption	PortAPIOption	*	aggr	<p>Options for generating the signature of port-related calls from a runnable to the RTE and vice versa. The aggregation of PortPrototypes is subject to variability with the purpose to support the conditional existence of ports.</p> <p>Stereotypes: atpSplitable; atpVariation Tags: atp.Splitkey=portAPIOption, portAPIOption.variationPoint.shortLabel vh.latestBindingTime=preCompileTime</p>
runnable	RunnableEntity	*	aggr	<p>This is a RunnableEntity specified for the particular Swc InternalBehavior.</p> <p>The aggregation of RunnableEntity is subject to variability with the purpose to support the conditional existence of RunnableEntities. Note: the number of RunnableEntities might vary due to the conditional existence of Port Prototypes using DataReceivedEvents or due to different scheduling needs of algorithms.</p> <p>Stereotypes: atpSplitable; atpVariation Tags: atp.Splitkey=runnable.shortName, runnable.variationPoint.shortLabel vh.latestBindingTime=preCompileTime</p>
serviceDependency	SwcServiceDependency	*	aggr	<p>Defines the requirements on AUTOSAR Services for a particular item.</p> <p>The aggregation of SwcServiceDependency is subject to variability with the purpose to support the conditional existence of ports as well as the conditional existence of ServiceNeeds.</p> <p>The SwcServiceDependency owned by an SwcInternalBehavior can be located in a different physical file in order to support that SwcServiceDependency might be provided in later development steps or even by different expert domain (e.g OBD expert for Obd related Service Needs) tools. Therefore the aggregation is <<atp Splitable>>.</p> <p>Stereotypes: atpSplitable; atpVariation Tags: atp.Splitkey=serviceDependency.shortName, serviceDependency.variationPoint.shortLabel vh.latestBindingTime=preCompileTime</p>





Class	SwcInternalBehavior			
shared Parameter	ParameterData Prototype	*	aggr	<p>Defines parameter(s) or characteristic value(s) shared between SwComponentPrototypes of the same Sw ComponentType The aggregation of sharedParameter is subject to variability with the purpose to support variability in the software components implementations. Typically different algorithms in the implementation are requiring different number of memory objects.</p> <p>Stereotypes: atpSplitable; atpVariation Tags: atp.Splitkey=sharedParameter.shortName, sharedParameter.variationPoint.shortLabel vh.latestBindingTime=preCompileTime</p>
supports Multiple Instantiation	Boolean	0..1	attr	<p>Indicate whether the corresponding software-component can be multiply instantiated on one ECU. In this case the attribute will result in an appropriate component API on programming language level (with or without instance handle).</p>
variationPoint Proxy	VariationPointProxy	*	aggr	<p>Proxy of a variation points in the C/C++ implementation.</p> <p>Stereotypes: atpSplitable Tags: atp.Splitkey=variationPointProxy.shortName</p>

Table C.98: SwcInternalBehavior

Class	TDEventVfbPort (abstract)			
Package	M2::AUTOSARTemplates::CommonStructure::Timing::TimingDescription::TimingDescription Events::TDEventVfb			
Note	This is the abstract parent class to describe specific timing event types at Virtual Functional Bus (VFB) level.			
Base	ARObject, Identifiable , MultilanguageReferrable , Referrable , TDEventVfb , TimingDescription , TimingDescriptionEvent			
Subclasses	TDEventModeDeclaration, TDEventOperation, TDEventTrigger, TDEventVariableDataPrototype			
Aggregated by	TimingExtension .timingDescription			
Attribute	Type	Mult.	Kind	Note
isExternal	Boolean	0..1	attr	This attribute is used to refer to external events that are related to hardware I/O, like physical sensors and actuators, at Virtual Functional Bus (VFB) level.
port	PortPrototype	0..1	ref	port on which the TimingEvent shall apply
portPrototype Blueprint	PortPrototypeBlueprint	0..1	ref	port on which the TimingEvent shall apply (in the context of an AUTOSAR blueprint)

Table C.99: TDEventVfbPort

Class	Traceable (abstract)			
Package	M2::MSR::Documentation::BlockElements::RequirementsTracing			
Note	<p>This meta class represents the ability to be subject to tracing within an AUTOSAR model.</p> <p>Note that it is expected that its subclasses inherit either from MultilanguageReferrable or from Identifiable. Nevertheless it also inherits from MultilanguageReferrable in order to provide a common reference target for all Traceables.</p>			
Base	ARObject, MultilanguageReferrable , Referrable			
Subclasses	StructuredReq , TimingConstraint , TraceableTable , TraceableText			
Attribute	Type	Mult.	Kind	Note





Class	Traceable (abstract)			
trace	Traceable	*	ref	<p>This association represents the ability to trace to upstream requirements / constraints. This supports for example the bottom up tracing</p> <p>ProjectObjectives <- MainRequirements <- Features <- RequirementSpecs <- BSW/AI</p> <p>Tags: xml.sequenceOffset=20</p>

Table C.100: Traceable

Class	TraceableText			
Package	M2::MSR::Documentation::BlockElements::RequirementsTracing			
Note	<p>This meta-class represents the ability to denote a traceable text item such as requirements etc.</p> <p>The following approach applies:</p> <ul style="list-style-type: none"> • shortName represents the tag for tracing • longName represents the head line • category represents the kind of the tagged text (see [constr_2540]) 			
Base	<i>ARObject</i> , <i>DocumentViewSelectable</i> , <i>Identifiable</i> , <i>MultilanguageReferrable</i> , <i>Paginateable</i> , <i>Referrable</i> , <i>Traceable</i>			
Aggregated by	DocumentationBlock.trace			
Attribute	Type	Mult.	Kind	Note
text	DocumentationBlock	1	aggr	<p>This represents the text to which the tag applies.</p> <p>Tags: xml.roleElement=false xml.roleWrapperElement=false xml.sequenceOffset=30 xml.typeElement=false xml.typeWrapperElement=false</p>

Table C.101: TraceableText

Class	UnresolvedReferenceRestrictionWithSeverity			
Package	M2::AUTOSARTemplates::CommonStructure::StandardizationTemplate::DataExchangePoint::DataFormatTailoring			
Note	This restriction defines the severity level of unresolved references.			
Base	<i>ARObject</i> , <i>RestrictionWithSeverity</i>			
Aggregated by	ReferenceTailoring.unresolvedReferenceRestriction			
Attribute	Type	Mult.	Kind	Note
-	-	-	-	-

Table C.102: UnresolvedReferenceRestrictionWithSeverity

Class	<<atpMixed>> ValueList			
Package	M2::MSR::DataDictionary::DataDefProperties			
Note	This is a generic list of numerical values.			
Base	<i>ARObject</i>			
Aggregated by	RuleBasedAxisCont.swArraysizes, RuleBasedValueCont.swArraysizes, SwAxisCont.swArraysizes, SwServiceArg.swArraysizes , SwValueCont.swArraysizes			





Class	<<atpMixed>> ValueList			
Attribute	Type	Mult.	Kind	Note
v	Numerical	0..1	attr	This is a particular numerical value without variation. Tags: xml.sequenceOffset=30
vf (ordered)	Numerical	*	attr	This is one entry in the list of numerical values Stereotypes: atpVariation Tags: vh.latestBindingTime=preCompileTime xml.roleElement=true xml.roleWrapperElement=false xml.typeElement=false xml.typeWrapperElement=false

Table C.103: ValueList

Class	VariableDataPrototype			
Package	M2::AUTOSARTemplates::SWComponentTemplate::Datatype::DataPrototypes			
Note	A VariableDataPrototype represents a formalized generic piece of information that is typically mutable by the application software layer. VariableDataPrototype is used in various contexts and the specific context gives the otherwise generic VariableDataPrototype a dedicated semantics.			
Base	ARObject , AtpFeature , AtpPrototype , AutosarDataPrototype , DataPrototype , Identifiable , Multilanguage , Referrable , Referrable			
Aggregated by	ApplicationInterface.indication, AtpClassifier.atpFeature , BswInternalBehavior.arTypedPerInstanceMemory , BswModuleDescription.providedData , BswModuleDescription.requiredData , BulkNvDataDescriptor.bulkNvBlock, InternalBehavior.staticMemory , NvBlockDescriptor.ramBlock, NvDataInterface.nvData, SenderReceiverInterface.dataElement , ServiceInterface.event, SwcInternalBehavior.arTypedPerInstanceMemory , SwcInternalBehavior.explicitInterRunnableVariable , SwcInternalBehavior.implicitInterRunnableVariable			
Attribute	Type	Mult.	Kind	Note
initValue	ValueSpecification	0..1	aggr	Specifies initial value(s) of the VariableDataPrototype

Table C.104: VariableDataPrototype

Class	VfbTiming			
Package	M2::AUTOSARTemplates::CommonStructure::Timing::TimingExtensions			
Note	A model element used to define timing descriptions and constraints at VFB level. TimingDescriptions aggregated by VfbTiming are restricted to event chains referring to events which are derived from the class TDEventVfb. Tags: atp.recommendedPackage=TimingExtensions			
Base	ARElement , ARObject , AtpBlueprint , AtpBlueprintable , CollectableElement , Identifiable , Multilanguage , Referrable , PackageableElement , Referrable , TimingExtension			
Aggregated by	ARPackage.element			
Attribute	Type	Mult.	Kind	Note
component	SwComponentType	0..1	ref	This defines the scope of a VfbTiming. All corresponding timing descriptions and constraints shall be defined within this scope.

Table C.105: VfbTiming

D Variation Points in this Template

This chapter contains a table of all model elements stereotyped `<<atpVariation>>` in the meta-model.

Each entry in the table consists of the identification of the model element itself and the applicable value of the tagged value `vh.latestBindingTime`.

<i>Variation Point</i>	<i>Latest Binding Time</i>
BlueprintPolicyList.maxNumberOfElements	blueprintDerivationTime
BlueprintPolicyList.minNumberOfElements	blueprintDerivationTime
ClientServerInterfaceToBswModuleEntryBlueprintMapping.operationMapping	preCompileTime
ClientServerInterfaceToBswModuleEntryBlueprintMapping.portDefinedArgument Blueprint	preCompileTime
ConsistencyNeedsBlueprintSet.consistencyNeeds	preCompileTime
SwDataDefProps	codeGenerationTime
SwDataDefProps.swValueBlockSize	preCompileTime
SwDataDefProps.swValueBlockSizeMult	preCompileTime
SwTextProps.swMaxTextSize	preCompileTime
ValueList.vf	preCompileTime

Table D.1: Usage of variation points

E Change History

Please note that the lists in this chapter also include constraints and specification items that have been removed from the specification in a later version. These constraints and specification items do not appear as hyperlinks in the document.

E.1 Change History of this document according to AUTOSAR Release R4.2.1

E.1.1 Added Specification Items in 4.2.1

Id	Heading
[TPS_STDT_00029]	Representation of test items in AUTOSAR documents
[TPS_STDT_00032]	BlueprintPolicy
[TPS_STDT_00039]	Xpath Expressions for BlueprintPolicy
[TPS_STDT_00061]	PortPrototypeBlueprint can own both RPortComSpecs and PPortComSpecs
[TPS_STDT_00082]	Multiple existence of <code>initValue</code> in the context of a PortPrototypeBlueprint

Table E.1: Added Traceables in 4.2.1

E.1.2 Changed Specification Items in 4.2.1

Id	Heading
[TPS_STDT_00004]	Abbreviated Name
[TPS_STDT_00012]	Defining Keywords
[TPS_STDT_00021]	Specialization of BlueprintFormula
[TPS_STDT_00041]	Constraints may be violated in Blueprints
[TPS_STDT_00067]	Standardized Path for Standardized Elements
[TPS_STDT_00068]	Expressing "stem"-Relation of Keywords
[TPS_STDT_00069]	Attributes of Keyword
[TPS_STDT_00070]	Classification of Keywords

Table E.2: Changed Traceables in 4.2.1

E.1.3 Deleted Specification Items in 4.2.1

none

E.1.4 Added Constraints in 4.2.1

Id	Heading
[constr_2590]	One BlueprintPolicy is allowed
[constr_2591]	BlueprintPolicyNotModifiable

[constr_2592]	No BlueprintPolicy
[constr_2593]	Expression for identifying the attribute a BlueprintPolicy relates to

Table E.3: Added Constraints in 4.2.1

E.1.5 Changed Constraints in 4.2.1

Id	Heading
[constr_2540]	Tagged text category

Table E.4: Changed Constraints in 4.2.1

E.1.6 Deleted Constraints in 4.2.1

none

E.2 Change History of this document according to AUTOSAR Release R4.2.2

E.2.1 Added Specification Items in 4.2.2

none

E.2.2 Changed Specification Items in 4.2.2

Id	Heading
[TPS_STDT_00039]	Xpath Expressions for BlueprintPolicy
[TPS_STDT_00077]	Blueprinting KeywordSet
[TPS_STDT_00080]	Representation of specification items in AUTOSAR documents
[TPS_STDT_00081]	Representation of constraint items in AUTOSAR documents

Table E.5: Changed Traceables in 4.2.2

E.2.3 Deleted Specification Items in 4.2.2

none

E.2.4 Added Constraints in 4.2.2

none

E.2.5 Changed Constraints in 4.2.2

Id	Heading
[constr_2592]	No BlueprintPolicy

Table E.6: Changed Constraints in 4.2.2

E.2.6 Deleted Constraints in 4.2.2

none

E.3 Change History of this document according to AUTOSAR Release R4.3.0

E.3.1 Added Specification Items in 4.3.0

Id	Heading
[TPS_STDT_00083]	Blueprinting <code>ClientServerInterfaceToBswModuleEntry-BlueprintMapping</code>
[TPS_STDT_00084]	<code>ClientServerOperationBlueprintMapping</code> predetermines the implementation of an <code>ClientServerOperation</code>
[TPS_STDT_00085]	Compatibility of <code>longName</code> , <code>desc</code> and <code>introduction</code> of blueprint and blueprinted element
[TPS_STDT_00086]	Specify a name pattern in blueprints
[TPS_STDT_00087]	Derived objects may have more attributes than the blueprints
[TPS_STDT_00088]	Representation of constraint items in AUTOSAR non template documents
[TPS_STDT_00089]	Identifying specification items which are constraints in AUTOSAR non template documents
[TPS_STDT_00090]	Blueprinting <code>BswEntryRelationshipSet</code>
[TPS_STDT_00091]	Blueprinting <code>BswEntryRelationshipSet</code>
[TPS_STDT_00100]	Motivation of Description of Data Exchange Points
[TPS_STDT_00101]	Compatibility of <code>ConcreteClassTailorings</code>
[TPS_STDT_00102]	Referencing AUTOSAR Specification Elements via <code>shortName</code>
[TPS_STDT_00103]	Referencing AUTOSAR Specification Elements via <code>alternativeName</code>
[TPS_STDT_00104]	Referencing Custom Specification Elements
[TPS_STDT_00105]	Serialized Profile
[TPS_STDT_00106]	Effective Profile
[TPS_STDT_00107]	Validation Semantics of global <code>ConcreteClassTailoring.multiplicityRestriction</code> with <code>validationRoot==true</code>
[TPS_STDT_00108]	Validation Semantics of global <code>ConcreteClassTailoring.multiplicityRestriction</code> with <code>validationRoot==false</code>
[TPS_STDT_00109]	AUTOSAR Standardized Concrete Meta-Classes
[TPS_STDT_00110]	Identification of Potential Interoperability Issues
[TPS_STDT_00111]	AUTOSAR Standardized Constraints
[TPS_STDT_00112]	Validation Semantics of <code>ClassTailoring.multiplicityRestriction</code> in the context of <code>AggregationTailoring.typeTailoring</code>
[TPS_STDT_00113]	Validation Semantics of <code>AbstractClassTailoring.multiplicityRestriction</code>
[TPS_STDT_00114]	<code>MultiplicityRestrictionWithSeverity</code> in the context of <code>ClassTailoring</code> vs. <code>AggregationTailoring/ReferenceTailoring</code>

[TPS_STDT_00115]	Analysis of Tool Compatibility
[TPS_STDT_00116]	Limitation of Analysis of Profile of Data Exchange Points
[TPS_STDT_00117]	Agreed Profile of Data Exchange Point
[TPS_STDT_00118]	Compliance with Profile of Data Exchange Point
[TPS_STDT_00119]	Validation Semantics of ClassTailoring.multiplicityRestriction in the context of ReferenceTailoring.typeTailoring
[TPS_STDT_00120]	Purpose of DataExchangePoint
[TPS_STDT_00121]	High-level Overview Description of DataExchangePoint
[TPS_STDT_00122]	Purpose of Baseline
[TPS_STDT_00123]	Guidance on how to specify SpecificationDocumentScope and DocumentElementScope
[TPS_STDT_00124]	Purpose of SpecElementScope
[TPS_STDT_00125]	Trigger for Evaluation of Constraints
[TPS_STDT_00126]	Definition: Data Format Elements
[TPS_STDT_00127]	Validation Environment
[TPS_STDT_00128]	Compatibility of SpecificationDocumentScopes
[TPS_STDT_00129]	Semantics of DataFormatElementScope with <code>inScope==true</code>
[TPS_STDT_00130]	Navigation strategy for validation
[TPS_STDT_00131]	Compatibility of AggregationTailoring
[TPS_STDT_00132]	Purpose of SdgTailoring
[TPS_STDT_00133]	Compatibility of ReferenceTailoring
[TPS_STDT_00134]	Compatibility of PrimitiveAttributeTailoring
[TPS_STDT_00135]	Compatibility of ClassContentConditional
[TPS_STDT_00136]	Compatibility of AttributeTailoring
[TPS_STDT_00138]	Purpose of ReferenceTailoring
[TPS_STDT_00139]	AUTOSAR Standardized References of Meta-Class
[TPS_STDT_00140]	Purpose of AggregationTailoring
[TPS_STDT_00141]	AUTOSAR Standardized Aggregations of Meta-Class
[TPS_STDT_00142]	Purpose of PrimitiveAttributeTailoring
[TPS_STDT_00143]	AUTOSAR Standardized Primitive Attributes of Meta-Class
[TPS_STDT_00144]	Purpose of AttributeTailoring
[TPS_STDT_00145]	Purpose of ClassTailoring
[TPS_STDT_00146]	AUTOSAR Standardized Abstract Meta-Classes
[TPS_STDT_00147]	Purpose of ConstraintTailoring
[TPS_STDT_00156]	Purpose of SpecificationScope
[TPS_STDT_00157]	Purpose of DataFormatTailoring
[TPS_STDT_00159]	Semantics of Attribute that is in Scope
[TPS_STDT_00160]	Compatibility of DocumentElementScopes
[TPS_STDT_00163]	Validation Semantics of ConcreteClassTailoring
[TPS_STDT_00164]	Semantics of a Constraint that is out of Scope
[TPS_STDT_00165]	Semantics of Constraint that is in Scope
[TPS_STDT_00167]	Semantics of SdgTailoring that is in scope
[TPS_STDT_00168]	Share documentation of Rationale
[TPS_STDT_00169]	Handling of unresolved references
[TPS_STDT_00170]	Local documentation of Rationale
[TPS_STDT_00172]	Purpose of RestrictionWithSeverity
[TPS_STDT_00173]	Purpose of ValueRestrictionWithSeverity
[TPS_STDT_00174]	Purpose of MultiplicityRestrictionWithSeverity
[TPS_STDT_00175]	Purpose of VariationRestrictionWithSeverity
[TPS_STDT_00176]	Context specific Tailoring
[TPS_STDT_00177]	Global ClassTailoring
[TPS_STDT_00178]	Role Specific ClassTailoring
[TPS_STDT_00179]	Conditional ClassTailoring

[TPS_STDT_00180]	Invariant Content Model
[TPS_STDT_00181]	Conditional Content Model
[TPS_STDT_00182]	Validation Semantics of AbstractClassTailoring
[TPS_STDT_00183]	Compatibility of Baselines
[TPS_STDT_00186]	Scope and Restrictions of Data Format Elements
[TPS_STDT_00187]	Purpose of DocumentElementScope
[TPS_STDT_00188]	Purpose of SpecificationDocumentScope
[TPS_STDT_00190]	Default Scope of concrete Meta Classes
[TPS_STDT_00191]	Purpose of Baseline Profile of Data Exchange Point
[TPS_STDT_00192]	Default Scope of AUTOSAR Specifications
[TPS_STDT_00193]	Default Scope of AUTOSAR Specification Elements
[TPS_STDT_00195]	Default Scope of Meta Attributes
[TPS_STDT_00196]	Default Validation Root of concrete Meta Classes
[TPS_STDT_00197]	Default multiplicityRestriction of Meta Classes
[TPS_STDT_00198]	Default multiplicityRestriction of Meta Attributes
[TPS_STDT_00199]	Default variationRestriction of Meta Attributes
[TPS_STDT_00200]	Default variationRestriction of Meta Classes
[TPS_STDT_00201]	Compatibility of VariationRestrictionWithSeverity.variation
[TPS_STDT_00202]	Compatibility of VariationRestrictionWithSeverity.validBindingTime
[TPS_STDT_00203]	Default PrimitiveAttributeTailoring.valueRestriction
[TPS_STDT_00204]	Default PrimitiveAttributeTailoring.defaultValueHandling
[TPS_STDT_00205]	Compatibility of ValueRestrictionWithSeverity
[TPS_STDT_00206]	Compatibility of UnresolvedReferenceRestrictionWithSeverity
[TPS_STDT_00207]	Default ReferenceTailoring.unresolvedReferenceRestriction
[TPS_STDT_00208]	Compatibility of ConstraintTailorings
[TPS_STDT_00209]	Compatibility of SdgTailorings
[TPS_STDT_00210]	Compatibility of MultiplicityRestrictionWithSeverity

Table E.7: Added Traceables in 4.3.0

E.3.2 Changed Specification Items in 4.3.0

Id	Heading
[TPS_STDT_00003]	Applying namePattern
[TPS_STDT_00005]	Compliance with Blueprints
[TPS_STDT_00029]	Representation of test items in AUTOSAR documents
[TPS_STDT_00042]	namePattern for shortNames of TraceableText in Standardization Documents
[TPS_STDT_00044]	Transferring VariationPoint
[TPS_STDT_00050]	namePattern for AUTOSAR delivered Files
[TPS_STDT_00055]	General Syntax for Name Patterns
[TPS_STDT_00069]	Attributes of Keyword
[TPS_STDT_00077]	Blueprinting KeywordSet
[TPS_STDT_00078]	Representation of requirements in AUTOSAR documents
[TPS_STDT_00080]	Representation of specification items in AUTOSAR documents
[TPS_STDT_00081]	Representation of constraint items in AUTOSAR template documents

Table E.8: Changed Traceables in 4.3.0

E.3.3 Deleted Specification Items in 4.3.0

none

E.3.4 Added Constraints in 4.3.0

Id	Heading
[constr_2597]	ClientServerOperationBlueprintMapping constrains number of arguments
[constr_2598]	ClientServerOperationBlueprintMapping constrains the types of arguments
[constr_2603]	Use of "applies to" in context of the specification level
[constr_2604]	Allowed uptraces in context of "applies to" values
[constr_2608]	Custom extensions shall be part of the Documentation that is referenced by the Baseline
[constr_2609]	Single revision per AUTOSAR standard
[constr_2610]	No alternativeName if matching via shortName
[constr_2611]	Referenced AUTOSAR Specification Elements shall be part of the AUTOSAR Specification Baseline
[constr_2612]	shortName of ConcreteClassTailoring shall match the name of an AUTOSAR specified concrete meta-class
[constr_2613]	shortName of AbstractClassTailoring shall match the name of an AUTOSAR specified abstract meta-class
[constr_2614]	PrimitiveAttributeCondition.attribute shall reference invariant owned PrimitiveAttributeTailoring , only
[constr_2615]	AggregationCondition.aggregation shall reference invariant owned AggregationTailoring , only
[constr_2616]	ReferenceCondition.reference shall reference invariant owned ReferenceTailoring , only
[constr_2617]	ClassTailoring.variationRestriction only applicable for «atpVariation» classes
[constr_2618]	ShortName of AttributeTailoring shall match owned or inherited attributes
[constr_2619]	No AttributeTailoring for Derived or Abstract Attributes
[constr_2620]	shortName of PrimitiveAttributeTailoring shall be a primitive attribute in the referenced Baseline
[constr_2621]	The shortName of AggregationTailoring shall match the name of an AUTOSAR specified aggregation of the meta-class
[constr_2622]	The shortName of ReferenceTailoring shall match the name of an AUTOSAR specified reference of the meta-class
[constr_2623]	Referenced SdgClass shall be part of a SdgDef that is referenced by the Baseline
[constr_2624]	AttributeTailoring.variationRestriction only applicable for «atpVariation» attributes

Table E.9: Added Constraints in 4.3.0

E.3.5 Changed Constraints in 4.3.0

Id	Heading
[constr_2546]	References in derived model elements
[constr_2553]	shortName shall follow the pattern defined in the Blueprint

Table E.10: Changed Constraints in 4.3.0

E.3.6 Deleted Constraints in 4.3.0

Id	Heading
[constr_2542]	Compatibility of <code>longName</code> , <code>desc</code> and <code>introduction</code> of blueprint and blueprinted element
[constr_2543]	Specify a name pattern in blueprints
[constr_2555]	Derived objects may have more attributes than the blueprints

Table E.11: Deleted Constraints in 4.3.0

E.4 Change History of this document according to AUTOSAR Release R4.3.1

E.4.1 Added Specification Items in 4.3.1

none

E.4.2 Changed Specification Items in 4.3.1

none

E.4.3 Deleted Specification Items in 4.3.1

none

E.4.4 Added Constraints in 4.3.1

none

E.4.5 Changed Constraints in 4.3.1

none

E.4.6 Deleted Constraints in 4.3.1

none

E.5 Change History of this document according to AUTOSAR Release R4.4.0

E.5.1 Added Specification Items in 4.4.0

Number	Heading
[TPS_STDT_00092]	Return values of the BlueprintFormula .ecuc query
[TPS_STDT_00211]	Specification of the AUTOSAR Standards that are part of the Baseline

Table E.12: Added Specification Items in 4.4.0

E.5.2 Changed Specification Items in 4.4.0

Number	Heading
[TPS_STDT_00006]	Applying Expression Pattern
[TPS_STDT_00021]	Specialization of BlueprintFormula
[TPS_STDT_00045]	Transferring Objects in General
[TPS_STDT_00047]	Ignore Blueprint Attributes in Non Blueprints
[TPS_STDT_00086]	Specify a name pattern or a blueprint value in blueprints

Table E.13: Changed Specification Items in 4.4.0

E.5.3 Deleted Specification Items in 4.4.0

none

E.5.4 Added Constraints in 4.4.0

Number	Heading
[constr_2625]	Allowed uptraces wrt. life cycles

Table E.14: Added Constraints in 4.4.0

E.5.5 Changed Constraints in 4.4.0

Number	Heading
[constr_2553]	<code>shortName</code> shall follow the pattern defined in the Blueprint
[constr_2554]	Derived objects shall match the blueprints
[constr_2569]	Purely Blueprint Motivated <code>VariationPoints</code>

Table E.15: Changed Constraints in 4.4.0

E.5.6 Deleted Constraints in 4.4.0

none

E.6 Change History of this document according to AUTOSAR Release R19-11

E.6.1 Added Specification Items in 19-11

none

E.6.2 Changed Specification Items in 19-11

Number	Heading
[TPS_STDT_00006]	Applying Expression Pattern
[TPS_STDT_00021]	Specialization of <code>BlueprintFormula</code>
[TPS_STDT_00028]	Resolving <code>VariationPoint</code> in Blueprints
[TPS_STDT_00030]	Blueprint of <code>VariationPoint</code>
[TPS_STDT_00044]	Transferring <code>VariationPoint</code>
[TPS_STDT_00046]	Configuration dependent properties
[TPS_STDT_00048]	Express Decisions when Deriving Objects

Table E.16: Changed Specification Items in 19-11

E.6.3 Deleted Specification Items in 19-11

none

E.6.4 Added Constraints in 19-11

none

E.6.5 Changed Constraints in 19-11

Number	Heading
[constr_2556]	No Blueprint Motivated VariationPoints in AUTOSAR Descriptions
[constr_2569]	Purely Blueprint Motivated VariationPoints

Table E.17: Changed Constraints in 19-11

E.6.6 Deleted Constraints in 19-11

none

E.7 Change History of this document according to AUTOSAR Release R20-11

E.7.1 Added Specification Items in R20-11

none

E.7.2 Changed Specification Items in R20-11

none

E.7.3 Deleted Specification Items in R20-11

none

E.7.4 Added Constraints in R20-11

none

E.7.5 Changed Constraints in R20-11

Number	Heading
[constr_2540]	Tagged text category

Table E.18: Changed Constraints in R20-11

E.7.6 Deleted Constraints in R20-11

none

E.8 Change History of this document according to AUTOSAR Release R21-11

E.8.1 Added Specification Items in R21-11

none

E.8.2 Changed Specification Items in R21-11

Number	Heading
[TPS_STDT_00014]	Blueprinting BswModuleEntry
[TPS_STDT_00027]	Blueprinting BswModuleDescription
[TPS_STDT_00064]	Applied Life Cycle Information Sets on AUTOSAR provided Models (M1)
[TPS_STDT_00081]	Representation of constraint items in AUTOSAR template documents
[TPS_STDT_00090]	Blueprinting BswEntryRelationshipSet
[TPS_STDT_00091]	Blueprinting BswEntryRelationshipSet
[TPS_STDT_00092]	Return values of the BlueprintFormula.ecuc query
[TPS_STDT_00107]	Validation Semantics of global ConcreteClassTailoring.multiplicityRestriction with <code>validationRoot==true</code>
[TPS_STDT_00115]	Analysis of Tool Compatibility
[TPS_STDT_00157]	Purpose of DataFormatTailoring

Table E.19: Changed Specification Items in R21-11

E.8.3 Deleted Specification Items in R21-11

none

E.8.4 Added Constraints in R21-11

none

E.8.5 Changed Constraints in R21-11

none

E.8.6 Deleted Constraints in R21-11

none

E.9 Change History of this document according to AUTOSAR Release R22-11

E.9.1 Added Specification Items in R22-11

Number	Heading
[TPS_STDT_00093]	Representation of advisory items in AUTOSAR template documents
[TPS_STDT_00094]	Sentence pattern

Table E.20: Added Specification Items in R22-11

E.9.2 Changed Specification Items in R22-11

Number	Heading
[TPS_STDT_00042]	namePattern for <code>shortNames</code> of <code>TraceableText</code> in Standardization Documents
[TPS_STDT_00050]	namePattern for AUTOSAR delivered Files
[TPS_STDT_00078]	Representation of requirements in AUTOSAR documents

Table E.21: Changed Specification Items in R22-11

E.9.3 Deleted Specification Items in R22-11

none

E.9.4 Added Constraints in R22-11

none

E.9.5 Changed Constraints in R22-11

none

E.9.6 Deleted Constraints in R22-11

none

E.10 Change History of this document according to AUTOSAR Release R23-11

E.10.1 Added Specification Items in R23-11

Number	Heading
[TPS_STDT_00095]	Semantics of an ImpositionTime
[TPS_STDT_00096]	Application of an ImpositionTime
[TPS_STDT_00097]	Semantics of an unspecified ImpositionTime

Table E.22: Added Specification Items in R23-11

E.10.2 Changed Specification Items in R23-11

Number	Heading
[TPS_STDT_00021]	Specialization of BlueprintFormula
[TPS_STDT_00042]	namePattern for shortNames of TraceableText in Standardization Documents
[TPS_STDT_00081]	Representation of constraint items in AUTOSAR template documents
[TPS_STDT_00089]	Identifying specification items which are constraints in AUTOSAR ASWS/SWS/PRS documents
[TPS_STDT_00092]	Return values of the BlueprintFormula.ecuc query
[TPS_STDT_00198]	Default multiplicityRestriction of Meta-Attributes (when not explicitly specified)
[TPS_STDT_00203]	Default PrimitiveAttributeTailoring.valueRestriction (when not explicitly specified)

Table E.23: Changed Specification Items in R23-11

E.10.3 Deleted Specification Items in R23-11

Number	Heading
[TPS_STDT_00111]	AUTOSAR Standardized Constraints

Table E.24: Deleted Specification Items in R23-11

E.10.4 Added Constraints in R23-11

none

E.10.5 Changed Constraints in R23-11

Number	Heading
[constr_2540]	Tagged text category

Table E.25: Changed Constraints in R23-11

E.10.6 Deleted Constraints in R23-11

Number	Heading
[constr_2564]	VariationPoint in Blueprints of <code>PackageableElement</code>

Table E.26: Deleted Constraints in R23-11