

<b>Document Title</b>	Specification of Diagnostic over IP
<b>Document Owner</b>	AUTOSAR
<b>Document Responsibility</b>	AUTOSAR
<b>Document Identification No</b>	418

<b>Document Status</b>	published
<b>Part of AUTOSAR Standard</b>	Classic Platform
<b>Part of Standard Release</b>	R23-11

<b>Document Change History</b>			
<b>Date</b>	<b>Release</b>	<b>Changed by</b>	<b>Description</b>
2023-11-23	R23-11	AUTOSAR Release Management	<ul style="list-style-type: none"> <li>• incorporated DoIP Multiplexed Testers</li> </ul>
2022-11-24	R22-11	AUTOSAR Release Management	<ul style="list-style-type: none"> <li>• No content changes</li> </ul>
2021-11-25	R21-11	AUTOSAR Release Management	<ul style="list-style-type: none"> <li>• Most APIs reporting development errors no longer return with E_NOT_OK</li> <li>• Removed obsolete elements</li> <li>• Editorial changes</li> </ul>
2020-11-30	R20-11	AUTOSAR Release Management	<ul style="list-style-type: none"> <li>• CONC 649 DoIP Extension fully incorporated</li> <li>• Added internal tester support</li> <li>• Harmonized IP interface concept with ISO 13400</li> <li>• Duplicate service IDs fixed</li> <li>• Harmonized error classification</li> </ul>





2019-11-28	R19-11	AUTOSAR Release Management	<ul style="list-style-type: none"> <li>• Introduced CONC 649 DoIP Extension in draft state</li> <li>• Updated the functionality of routing activation for security use-cases</li> <li>• Increased multiplicity of DoIP target address so more than 255 DoIP addresses could be used</li> <li>• Minor corrections / clarifications / editorial changes; for details please refer to the ChangeDocumentation</li> <li>• Changed Document Status from Final to published</li> </ul>
2018-10-31	4.4.0	AUTOSAR Release Management	<ul style="list-style-type: none"> <li>• Updated the functionality to receive vehicle announcements</li> <li>• Support to add an increased number of DoIP target addresses</li> <li>• DoIP header file clean-up</li> <li>• Minor corrections / clarifications / editorial changes; for details please refer to the ChangeDocumentation</li> </ul>
2017-12-08	4.3.1	AUTOSAR Release Management	<ul style="list-style-type: none"> <li>• Support for DoIP UDP Connections with limited broadcast IP addresses</li> <li>• Support for Further Action Code values for vehicle identification and vehicle announcement</li> <li>• Alignment of routing activation confirmation with ISO 13400</li> <li>• Editorial changes</li> </ul>
2016-11-30	4.3.0	AUTOSAR Release Management	<ul style="list-style-type: none"> <li>• Support for DoIP Activation line switch</li> <li>• Support for UDP multicast vehicle announcement</li> <li>• Introduction of reliable TxConfirmation</li> <li>• Harmonization of identical APIs functions within BSW</li> </ul>



△

2015-07-31	4.2.2	AUTOSAR Release Management	<ul style="list-style-type: none"> <li>• DET Renaming and Extension Incorporation</li> <li>• Support for parallel diagnostic sessions</li> </ul>
2014-10-31	4.2.1	AUTOSAR Release Management	<ul style="list-style-type: none"> <li>• Harmonization of identical APIs within BSW</li> <li>• Handling UUDT messages within DoIP</li> <li>• Harmonization of callback functions and configuration parameter names</li> <li>• Editorial changes</li> </ul>
2014-03-31	4.1.3	AUTOSAR Release Management	<ul style="list-style-type: none"> <li>• Harmonization of identical APIs</li> <li>• Multiplicity of some configuration parameters were updated</li> <li>• Editorial changes</li> </ul>
2013-10-31	4.1.2	AUTOSAR Release Management	<ul style="list-style-type: none"> <li>• Formalization of Service Interfaces</li> <li>• Revised return values of Service Interfaces</li> <li>• Editorial changes</li> </ul>
2013-03-15	4.1.1	AUTOSAR Release Management	<ul style="list-style-type: none"> <li>• Initial Release</li> </ul>

## **Disclaimer**

This work (specification and/or software implementation) and the material contained in it, as released by AUTOSAR, is for the purpose of information only. AUTOSAR and the companies that have contributed to it shall not be liable for any use of the work.

The material contained in this work is protected by copyright and other types of intellectual property rights. The commercial exploitation of the material contained in this work requires a license to such intellectual property rights.

This work may be utilized or reproduced without any modification, in any form or by any means, for informational purposes only. For any other purpose, no part of the work may be utilized or reproduced, in any form or by any means, without permission in writing from the publisher.

The work has been developed for automotive applications only. It has neither been developed, nor tested for non-automotive applications.

The word AUTOSAR and the AUTOSAR logo are registered trademarks.

## Contents

1	Introduction and functional overview	8
2	Acronyms and abbreviations	9
3	Related documentation	10
3.1	Input documents & related standards and norms	10
3.2	Related standards and norms	10
3.3	Related specification	10
4	Constraints and assumptions	11
4.1	Applicability to car domains	11
5	Dependencies to other modules	12
5.1	Socket Adaptor (SoAd)	13
5.2	Pdu Router (PduR)	13
5.3	Diagnostic Communication Manager (Dcm)	13
5.4	Default Error Tracer (Det)	13
5.5	File structure	14
5.5.1	Code file structure	14
6	Requirements Tracing	15
7	Functional specification	18
7.1	DoIP usage scenarios	18
7.1.1	DoIP Internal Tester Functionality Extension (DRAFT)	19
7.2	Connection establishment	20
7.3	DoIP Message layout according ISO 13400-2	24
7.3.1	Generic DoIP header	25
7.3.2	Payload types	27
7.3.2.1	Generic acknowledge	27
7.3.2.2	Vehicle Identification	28
7.3.2.3	Routing activation	33
7.3.2.4	Alive check	37
7.3.2.5	Node information	38
7.3.2.6	Diagnostic Message	40
7.4	UDP communication	44
7.5	TCP communication	45
7.5.1	Reception of a TCP DoIP message	45
7.5.2	Transmission of a TCP DoIP message	47
7.6	Error classification	50
7.6.1	Development Errors	50
7.6.2	Runtime Errors	50
7.6.3	Transient Faults	50
7.6.4	Production Errors	50
7.6.5	Extended Production Errors	50

8	API specification	51
8.1	Imported types	51
8.2	Type definitions	53
8.2.1	DoIP_ConfigType	53
8.3	Function definitions	53
8.3.1	DoIP_TpTransmit	54
8.3.2	DoIP_TpCancelTransmit	54
8.3.3	DoIP_TpCancelReceive	55
8.3.4	DoIP_IfTransmit	56
8.3.5	DoIP_IfCancelTransmit	56
8.3.6	DoIP_Init	57
8.3.7	DoIP_GetVersionInfo	57
8.3.8	DoIP_ActivationLineSwitch	58
8.3.9	DoIP_TriggerVehicleAnnouncement	58
8.4	Call-back notifications	59
8.4.1	DoIP_SoAdTpCopyTxData	60
8.4.2	DoIP_SoAdTpTxConfirmation	61
8.4.3	DoIP_SoAdTpCopyRxData	62
8.4.4	DoIP_SoAdTpStartOfReception	63
8.4.5	DoIP_SoAdTpRxIndication	64
8.4.6	DoIP_SoAdIfRxIndication	65
8.4.7	DoIP_SoAdIfTxConfirmation	65
8.4.8	DoIP_SoConModeChg	66
8.4.9	DoIP_LocalIpAddrAssignmentChg	67
8.5	Scheduled functions	67
8.5.1	DoIP_MainFunction	68
8.6	Expected Interfaces	68
8.6.1	Mandatory Interfaces	68
8.6.2	Optional Interfaces	69
8.6.3	Configurable interfaces	70
8.6.3.1	<User>_DoIPGetPowerModeCallback	70
8.6.3.2	<User>_DoIPRoutingActivationConfirmation	70
8.6.3.3	<User>_DoIPRoutingActivationAuthentication	71
8.6.3.4	<User>_DoIPTriggerGidSyncCallback	72
8.6.3.5	<User>_DoIPGetGidCallback	72
8.6.3.6	<User>_DoIPGetFurtherActionByteCallback	73
8.6.4	DoIP Service Component	73
9	Sequence diagrams	79
9.1	UDP DoIP communication	79
9.2	Rx TCP message	80
9.3	Tx TCP message	81
9.4	Activation Line Handling - Active	82
9.5	Activation Line Handling - Inactive	83
10	Configuration specification	84

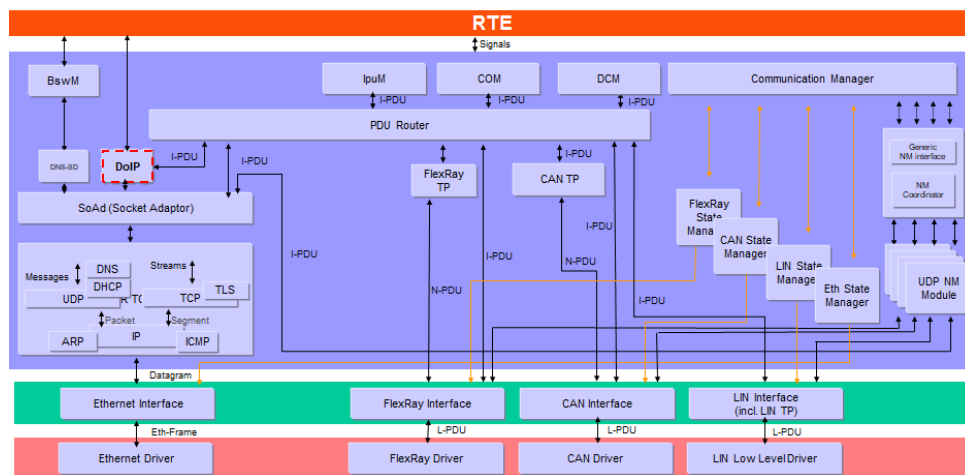
10.1	How to read this chapter	84
10.2	Configuration and configuration parameters	84
10.2.1	Variants	84
10.2.2	DoIP	84
10.2.3	DoIPGeneral	85
10.2.4	DoIPGetGidCallback	91
10.2.5	DoIPPowerModeCallback	91
10.2.6	DoIPTriggerGidSyncCallback	92
10.2.7	DoIPConfigSet	93
10.2.8	DoIPInterface	95
10.2.9	DoIPChannel	102
10.2.10	DoIPPduRRxPdu	103
10.2.11	DoIPPduRTxPdu	104
10.2.12	DoIPConnections	106
10.2.13	DoIPTargetAddress	108
10.2.14	DoIPTcpConnection	108
10.2.15	DoIPSoAdTcpRxPdu	109
10.2.16	DoIPSoAdTcpTxPdu	110
10.2.17	DoIPUdpConnection	111
10.2.18	DoIPSoAdUdpRxPdu	112
10.2.19	DoIPSoAdUdpTxPdu	113
10.2.20	DoIPUdpVehicleAnnouncementConnection	114
10.2.21	DoIPSoAdUdpVehicleAnnouncementTxPdu	115
10.2.22	DoIPFurtherActionByteCallback	116
10.2.23	DoIPProtocolVersion	116
10.2.24	DoIPRoutingActivation	118
10.2.25	DoIPRoutingActivationAuthenticationCallback	120
10.2.26	DoIPRoutingActivationConfirmationCallback	122
10.2.27	DoIPTester	123
10.3	Published Information	125
A	Change History	126
A.1	Traceable item history of this document according to AUTOSAR Release R22-11	126
A.1.1	Added Specification Items in R22-11	126
A.1.2	Changed Specification Items in R22-11	126
A.1.3	Deleted Specification Items in R22-11	127
A.1.4	Added Constraints in R22-11	127
A.1.5	Changed Constraints in R22-11	127
A.1.6	Deleted Constraints in R22-11	128
A.2	Traceable item history of this document according to AUTOSAR Release R23-11	128
A.2.1	Added Specification Items in R23-11	128
A.2.2	Changed Specification Items in R23-11	128
A.2.3	Deleted Specification Items in R23-11	129

# 1 Introduction and functional overview

The intent of this document is to specify the functionality, API and the configuration of the AUTOSAR Basic Software module Diagnostic over IP (DoIP).

For detailed introduction and information about DoIP please refer to ISO 13400 documents set.

AUTOSAR as SW standard can provide a standardized solution of the ISO DoIP specification in the already existing Ethernet architecture as depict in [Figure 1.1](#).



**Figure 1.1: DoIP in the AUTOSAR ComStack Stack Architecture**



## 2 Acronyms and abbreviations

Abbreviation / Acronym:	Description:
ARP	Address Resolution Protocol
DHCP	Diagnostic Host Configuration Protocol
EID	Entity identifier
GID	Group identifier
ICMP	Internet Control Message Protocol
IP	Internet Protocol
IPv4	Internet Protocol version 4
IPv6	Internet Protocol version 6
TCP	Transmission Control Protocol
TCP/IP	A family of communication protocols used in computer networks
VIN	Vehicle Identification Number
UDP	User Datagram Protocol

## 3 Related documentation

### 3.1 Input documents & related standards and norms

- [1] General Specification of Basic Software Modules  
AUTOSAR\_CP\_SWS\_BSWGeneral
- [2] Specification of Socket Adaptor  
AUTOSAR\_CP\_SWS\_SocketAdaptor
- [3] Specification of TCP/IP Stack  
AUTOSAR\_CP\_SWS\_Tcplp
- [4] Specification of PDU Router  
AUTOSAR\_CP\_SWS\_PDURouter
- [5] Specification of Diagnostic Communication Manager  
AUTOSAR\_CP\_SWS\_DiagnosticCommunicationManager
- [6] Specification of Default Error Tracer  
AUTOSAR\_CP\_SWS\_DefaultErrorTracer
- [7] Road vehicles – Diagnostic communication over Internet Protocol (DoIP)  
<https://www.iso.org>
- [8] Specification of RTE Software  
AUTOSAR\_CP\_SWS\_RTE

### 3.2 Related standards and norms

1. ISO 13400-2, Road vehicles - Diagnostic communication over Internet Protocol (DoIP) - Part 2: Transport protocol and network layer services

### 3.3 Related specification

AUTOSAR provides a General Specification on Basic Software modules [1] (SWS BSW General), which is also valid for the DoIP module.

Thus, the specification SWS BSW General [1] shall be considered as additional and required specification for the DoIP module.

## **4 Constraints and assumptions**

### **4.1 Applicability to car domains**

The DoIP basic software module may be used for all car domains.

## 5 Dependencies to other modules

This section describes the relations and dependencies between the DoIP module and other AUTOSAR Basic Software modules. It describes briefly the services and interfaces required from other modules and how they call the DoIP module and how they are called by the DoIP module.




Figure 5.1: DoIPBSWInterfaces

## 5.1 Socket Adaptor (SoAd)

The Socket Adaptor [2] is the lower layer module of the DoIP module. It provides:

- Interfaces and callbacks for Socket connection establishment and notification
- Transmission of Data via multiple socket connection
- Reception of Data via multiple socket connection
- Notification on Socket status changes
- Notification on IP Address status changes

The Socket Adaptor is the interfacing module for the TCP/IP Stack [3] that supports IP, TCP, UDP, IPv4, IPv6 and address assignment mechanisms like AutoIP and DHCP.

## 5.2 Pdu Router (PduR)

The Pdu Router [4] is the module used by the DoIP module to connect to the rest of the communication stack. It provides:

- Forward diagnostic messages from the DoIP module to other modules (i.e. internal Dcm or other TP module)
- Forward diagnostic messages from Dcm or other TP modules to the DoIP module.

The PduR is the module to route the diagnostic message from the DoIP module to their according destination and back.

## 5.3 Diagnostic Communication Manager (Dcm)

The Diagnostic Communication Manager [5] is the module providing the VIN to the DoIP module. Additionally the Dcm will execute the ECU local diagnostic routed via PduR.

## 5.4 Default Error Tracer (Det)

If the configuration parameter DoIPDevelopmentErrorDetect is set to true and a DoIP API is called with incorrect parameters, the Default Error Tracer [6] is called with an error ID.

## **5.5 File structure**

### **5.5.1 Code file structure**

For details refer to chapter 5.1.6 "Code file structure" in SWS\_BSWGeneral [1].

## 6 Requirements Tracing

Requirement	Description	Satisfied by
[SRS_BSW_00407]	Each BSW module shall provide a function to read out the version information of a dedicated module implementation	[SWS_DoIP_00027]
[SRS_BSW_00411]	All AUTOSAR Basic Software Modules shall apply a naming rule for enabling/disabling the existence of the API	[SWS_DoIP_00027]
[SRS_Eth_00024]	DoIP messages shall be bi-directionally routed	[SWS_DoIP_00022] [SWS_DoIP_00023] [SWS_DoIP_00024] [SWS_DoIP_00026] [SWS_DoIP_00031] [SWS_DoIP_00032] [SWS_DoIP_00033] [SWS_DoIP_00037] [SWS_DoIP_00038] [SWS_DoIP_00197] [SWS_DoIP_00198] [SWS_DoIP_00200] [SWS_DoIP_00207] [SWS_DoIP_00208] [SWS_DoIP_00209] [SWS_DoIP_00210] [SWS_DoIP_00212] [SWS_DoIP_00214] [SWS_DoIP_00216] [SWS_DoIP_00217] [SWS_DoIP_00218] [SWS_DoIP_00219] [SWS_DoIP_00220] [SWS_DoIP_00221] [SWS_DoIP_00223] [SWS_DoIP_00224] [SWS_DoIP_00225] [SWS_DoIP_00226] [SWS_DoIP_00228] [SWS_DoIP_00229] [SWS_DoIP_00230] [SWS_DoIP_00231] [SWS_DoIP_00232] [SWS_DoIP_00233] [SWS_DoIP_00244] [SWS_DoIP_00245] [SWS_DoIP_00253] [SWS_DoIP_00254] [SWS_DoIP_00257] [SWS_DoIP_00259] [SWS_DoIP_00260] [SWS_DoIP_00277] [SWS_DoIP_00278] [SWS_DoIP_00279] [SWS_DoIP_00284] [SWS_DoIP_00311]
[SRS_Eth_00025]	Valid DoIP messages shall be recognized	[SWS_DoIP_00004] [SWS_DoIP_00005] [SWS_DoIP_00006] [SWS_DoIP_00007] [SWS_DoIP_00008] [SWS_DoIP_00009] [SWS_DoIP_00010] [SWS_DoIP_00012] [SWS_DoIP_00013] [SWS_DoIP_00014] [SWS_DoIP_00016] [SWS_DoIP_00017] [SWS_DoIP_00018] [SWS_DoIP_00019] [SWS_DoIP_00292] [SWS_DoIP_00293] [SWS_DoIP_00321] [SWS_DoIP_00322]
[SRS_Eth_00026]	DoIP Vehicle Identification shall be provided	[SWS_DoIP_00015] [SWS_DoIP_00050] [SWS_DoIP_00051] [SWS_DoIP_00056] [SWS_DoIP_00057] [SWS_DoIP_00059] [SWS_DoIP_00060] [SWS_DoIP_00061] [SWS_DoIP_00062] [SWS_DoIP_00063] [SWS_DoIP_00064] [SWS_DoIP_00065] [SWS_DoIP_00066] [SWS_DoIP_00067] [SWS_DoIP_00068] [SWS_DoIP_00069] [SWS_DoIP_00070] [SWS_DoIP_00071] [SWS_DoIP_00072] [SWS_DoIP_00073] [SWS_DoIP_00074] [SWS_DoIP_00075] [SWS_DoIP_00076] [SWS_DoIP_00077] [SWS_DoIP_00078] [SWS_DoIP_00079] [SWS_DoIP_00080] [SWS_DoIP_00081] [SWS_DoIP_00082] [SWS_DoIP_00083] [SWS_DoIP_00084] [SWS_DoIP_00086] [SWS_DoIP_00087] [SWS_DoIP_00088] [SWS_DoIP_00089] [SWS_DoIP_00205]





Requirement	Description	Satisfied by
		[SWS_DoIP_00263] [SWS_DoIP_00264] [SWS_DoIP_00287] [SWS_DoIP_00288] [SWS_DoIP_00289] [SWS_DoIP_00290] [SWS_DoIP_00291]
[SRS_Eth_00027]	DoIP diagnostic message shall have a format	[SWS_DoIP_00121] [SWS_DoIP_00122] [SWS_DoIP_00123] [SWS_DoIP_00124] [SWS_DoIP_00125] [SWS_DoIP_00126] [SWS_DoIP_00127] [SWS_DoIP_00128] [SWS_DoIP_00129] [SWS_DoIP_00130] [SWS_DoIP_00131] [SWS_DoIP_00132] [SWS_DoIP_00133] [SWS_DoIP_00134] [SWS_DoIP_00135] [SWS_DoIP_00136] [SWS_DoIP_00137] [SWS_DoIP_00138] [SWS_DoIP_00173]
[SRS_Eth_00028]	Multiple DoIP sockets shall be allowed on a single port	[SWS_DoIP_00002] [SWS_DoIP_00039] [SWS_DoIP_00040] [SWS_DoIP_00058] [SWS_DoIP_00085] [SWS_DoIP_00115] [SWS_DoIP_00201] [SWS_DoIP_00202] [SWS_DoIP_00204] [SWS_DoIP_00234] [SWS_DoIP_00235] [SWS_DoIP_00241] [SWS_DoIP_00243] [SWS_DoIP_00296] [SWS_DoIP_00297] [SWS_DoIP_00298] [SWS_DoIP_00306] [SWS_DoIP_00358]
[SRS_Eth_00047]	DoIP shall be able to access the DHCP host name option.	[SWS_DoIP_00154] [SWS_DoIP_00155] [SWS_DoIP_00156]
[SRS_Eth_00080]	DoIP shall implement a mechanism to retrieve diagnostic power mode	[SWS_DoIP_00047] [SWS_DoIP_00054] [SWS_DoIP_00090] [SWS_DoIP_00091] [SWS_DoIP_00092] [SWS_DoIP_00093] [SWS_DoIP_00261]
[SRS_Eth_00081]	DoIP shall be able to dynamically maintain connection to different testers	[SWS_DoIP_00001] [SWS_DoIP_00002] [SWS_DoIP_00039] [SWS_DoIP_00040] [SWS_DoIP_00058] [SWS_DoIP_00085] [SWS_DoIP_00115] [SWS_DoIP_00201] [SWS_DoIP_00202] [SWS_DoIP_00204] [SWS_DoIP_00234] [SWS_DoIP_00235] [SWS_DoIP_00241] [SWS_DoIP_00243] [SWS_DoIP_00296] [SWS_DoIP_00297] [SWS_DoIP_00298] [SWS_DoIP_00306] [SWS_DoIP_00358]
[SRS_Eth_00082]	DoIP shall implement a mechanism to retrieve Entity Status	[SWS_DoIP_00094] [SWS_DoIP_00095] [SWS_DoIP_00096] [SWS_DoIP_00097] [SWS_DoIP_00098] [SWS_DoIP_00099] [SWS_DoIP_00100]
[SRS_Eth_00083]	DoIP shall implement a mechanism to check if diagnostic testers are alive	[SWS_DoIP_00058] [SWS_DoIP_00105] [SWS_DoIP_00107] [SWS_DoIP_00115] [SWS_DoIP_00139] [SWS_DoIP_00140] [SWS_DoIP_00141] [SWS_DoIP_00142] [SWS_DoIP_00143] [SWS_DoIP_00144] [SWS_DoIP_00145] [SWS_DoIP_00146] [SWS_DoIP_00159] [SWS_DoIP_00358]







Requirement	Description	Satisfied by
[SRS_Eth_00084]	DoIP shall implement routing activation mechanism	[SWS_DoIP_00048] [SWS_DoIP_00049] [SWS_DoIP_00055] [SWS_DoIP_00101] [SWS_DoIP_00102] [SWS_DoIP_00103] [SWS_DoIP_00104] [SWS_DoIP_00105] [SWS_DoIP_00106] [SWS_DoIP_00107] [SWS_DoIP_00108] [SWS_DoIP_00109] [SWS_DoIP_00110] [SWS_DoIP_00111] [SWS_DoIP_00112] [SWS_DoIP_00113] [SWS_DoIP_00114] [SWS_DoIP_00116] [SWS_DoIP_00117] [SWS_DoIP_00118] [SWS_DoIP_00119] [SWS_DoIP_00120] [SWS_DoIP_00160] [SWS_DoIP_00161] [SWS_DoIP_00262] [SWS_DoIP_00274] [SWS_DoIP_00294] [SWS_DoIP_00295]

**Table 6.1: Requirements Tracing**

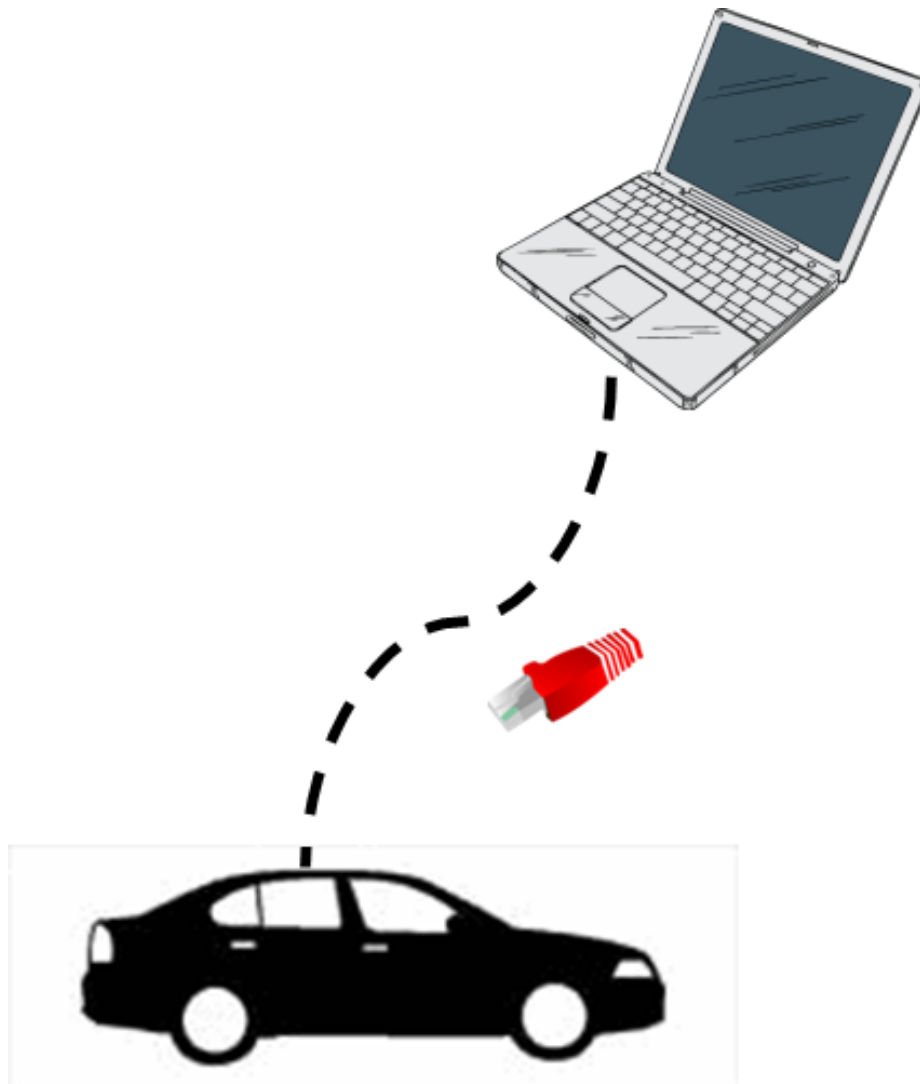
## 7 Functional specification

This specification provides the AUTOSAR representation of ISO 13400-2 as specified in the following chapters.

### 7.1 DoIP usage scenarios

This chapter gives only a brief overview of some use cases. For detailed information about DoIP usage scenarios please refer to ISO 13400-1.

The use cases for usage of DoIP differ from the single connection of external test equipment (see [Figure 7.1](#)) to a brought interconnectivity of the car or single ECUs with the environment (see [Figure 7.2](#)).



**Figure 7.1: Connection of an external test equipment directly to the car (see ISO 13400-1 [7])**

The DoIP is using for this interaction a protocol that executes several services within the single DoIP entities to fulfil the service related requirements of the DoIP ISO 13400 [7]:

Some of the DoIP services are exemplarily:

- Vehicle identification and announcement: Is necessary to detect who is participating in the DoIP communication
- Routing Activation: Allows that single Diagnostic Message pathes are activated or not to treat different protocols different (like UDS and OBD) and to also treat single testers different
- Node information: Provides general information of the single DoIP entity. Usually used by the testers to get the current DoIP protocol relevant information from the single DoIP Entities
- Alive mechanism: Is used to maintain different tester connections

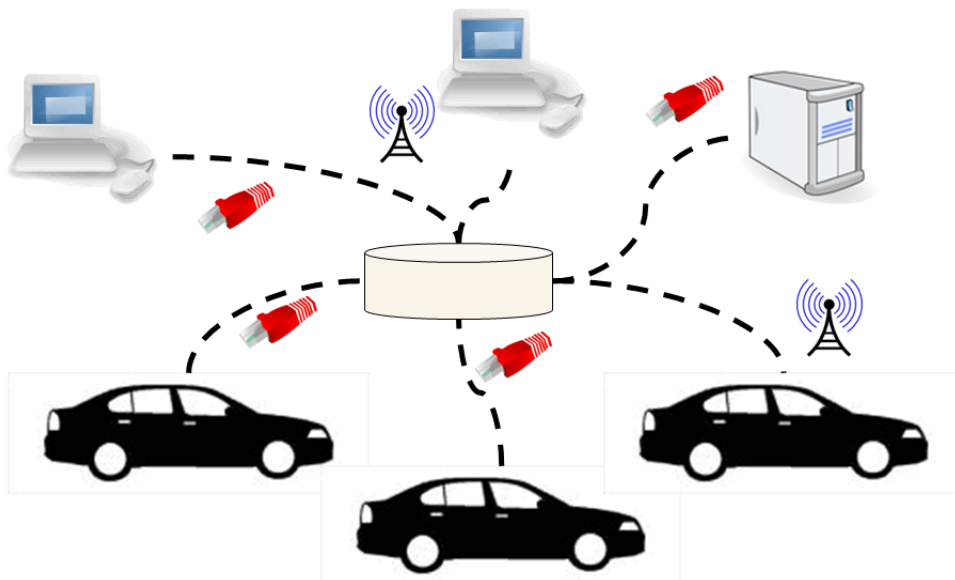


Figure 7.2: Highly interconnected system of several Cars via the DoIP protocol (see ISO 13400-1 [7])

### 7.1.1 DoIP Internal Tester Functionality Extension (DRAFT)

Note: Related to CONC\_649 DoIP Extension. Everything that is implemented in this section is in DRAFT state.

This usecase covers the possibility of in vehicle DoIP communication. The tester(s) can also reside within the vehicle network.

The requirement to be able to communicate with EXTERNAL and INTERNAL test equipment via DoIP can be generalized as:

An ECU/DoIP node might be "multi-homed". I.e. it can have multiple logical IP interfaces (maybe sharing the same physical Ethernet interface/MAC address).

In this case, the ECU shall be able to "communicate" on each of its IP interfaces via DoIP independently. I.e. DoIP functionalities on each IP interface have to be isolated from each other. That f.i. means that:

- An "Activation-Line-Low" trigger is something restricted to a certain IP interface. So not ALL DoIP connections on ALL interfaces are closed down then, but just the one aggregated to the IP interface for which an "Activation-Line-Low" happened. (so each interface has its own logical activation line)
- During the routing activation, checks for a SA that has already been registered/activated shall also be restricted to that interface! So, it would be possible, that a tester with SA X can have a valid routing activation on two different interfaces (but not on two different connections of the same interface)

DoIP communication on the vehicle internal IP interface typically differs from the one on the external interface:

- Internal IP interface is typically always active/enabled through the lifecycle of the ECU
- Internal IP interface has typically a static IP address assigned.
- Internal IP interface therefore typically has no assigned "Activation-Line" semantics. I.e. on an abstract level for internal IP interface, the "Activation-Line" is always "high".

To break this down to the more general notion of "multi-homed" ECUs/DoIP nodes, this means:

There shall be the possibility for a DoIP module (CP or AP) to

- Configure on which interfaces it shall "work"
- Per interface configure
  - o Whether Activation Line functionality plays a role/is needed
  - o Whether dynamic IP assignment shall take place
  - o Whether Vehicle announcement shall be done or not (and when it shall be done)

## 7.2 Connection establishment

This chapter describes the maintenance of the socket connections of the DoIP module

**[SWS\_DoIP\_00201]** [The DoIP module shall determine the DoIP Activation Line status by the calls to DoIP\_ActivationLineSwitch (uint8 Interfaceld, boolean \*Active) based on the value of the boolean parameter Active per DoIPInterface with a given Interfaceld. The Activation Line status is considered "active", if the boolean value in the call is set

to TRUE. The Activation Line status is considered "inactive", if the boolean value in the call is set to FALSE.]([SRS\\_Eth\\_00081](#), [SRS\\_Eth\\_00028](#))

**[SWS\_DoIP\_00202]** [If data is received from SoAd or PduR (i.e. communication related interfaces are called) via PduIds related to a certain DoIPInterface configured with DoIPInterfaceActLineCtrl = TRUE, where the status of the Activation Line of this DoIPInterface is currently inactive, the DoIP module shall ignore all these requests and return a negative return value as return value.]([SRS\\_Eth\\_00081](#), [SRS\\_Eth\\_00028](#))

Note: The return value depends on the API that is called. If it is Std\_ReturnType it shall return E\_NOT\_OK, if it is BufReq\_ReturnType it shall return BUFREQ\_NOT\_OK.

**[SWS\_DoIP\_00204]** [For activation line controlled DoIP Interfaces with DoIPInterfaceActLineCtrl = TRUE, DoIP shall establish the corresponding connections for these interfaces according to [\[SWS\\_DoIP\\_00306\]](#) if corresponding Activation Line Status switches to "active". (SRS\_Eth\_00081, SRS\_Eth\_00028, SRS\_Eth\_00026).]([SRS\\_Eth\\_00081](#), [SRS\\_Eth\\_00028](#))

**[SWS\_DoIP\_00296]** [For non activation line controlled DoIP Interfaces with DoIPInterfaceActLineCtrl = FALSE, DoIP shall establish the corresponding connections for these interfaces according to [\[SWS\\_DoIP\\_00306\]](#) in context of first call to DoIP\_MainFunction(). (SRS\_Eth\_00081, SRS\_Eth\_00028, SRS\_Eth\_00026).]([SRS\\_Eth\\_00081](#), [SRS\\_Eth\\_00028](#))

**[SWS\_DoIP\_00234]** [If the Activation Line status of a DoIPInterface switches to "inactive", the DoIP module shall loop over all DoIPTcpConnection, DoIPUdpConnection, and DoIPUdpVehicleAnnouncementConnections. For each of these DoIP-Connections the DoIP module shall retrieve the corresponding SoConId via call to the SoAd\_GetSoConId and close all the connection by a call to SoAd\_CloseSoCon with the retrieved SoConId.]([SRS\\_Eth\\_00081](#), [SRS\\_Eth\\_00028](#))

**[SWS\_DoIP\_00235]** [In addition to [\[SWS\\_DoIP\\_00234\]](#), the DoIP module shall release the corresponding IP Address assignment via the call to SoAd\_ReleaseIpAddrAssignment for those connections, which belong to the DoIPInterface for which the Activation Line status switched to "inactive", that have DoIPRequestAddressAssignment set to true.]([SRS\\_Eth\\_00081](#), [SRS\\_Eth\\_00028](#))

**[SWS\_DoIP\_00306]** [To open the socket connections (triggered by SWS\_DoIP\_00204 or SWS\_DoIP\_00296) of an DoIP interface the DoIP module shall loop over all its associated DoIPTcpConnection, DoIPUdpConnection and DoIPUdpVehicleAnnouncementConnections. For each DoIP connections belonging to respective DoIP Interfaces which has a DoIPRequestAddressAssignment set to true the DoIP module shall retrieve the corresponding SoConId via call to the SoAd\_GetSoConId() and trigger the IP Address assignment via subsequent calls to SoAd\_RequestIpAddrAssignment() with the retrieved SoConId, LocalIpAddrPtr and DefaultRouterPtr set to NULL\_PTR, Netmask set to 0, and Type set to TCPIP\_IPADDR\_ASSIGNMENT\_ALL. For each of these DoIP connections (irrespective of the value of DoIPRequestAddressAssignment) the DoIP module shall open the respective connection by an according call to

SoAd\_OpenSoCon(). (SRS\_Eth\_00081, SRS\_Eth\_00028, SRS\_Eth\_00026).] ([SRS\\_Eth\\_00081](#), [SRS\\_Eth\\_00028](#))

**[SWS\_DoIP\_00001]** [The DoIP module shall maintain the following information of the configured DoIPUdpConnection (for UDP communication):

(a) State of the SocketConnection] ([SRS\\_Eth\\_00081](#))

**[SWS\_DoIP\_00002]** [The DoIP module shall be able to maintain DoIPMaxTesterConnections configured connections with the following information:

(a) DoIPSoAdTcpRxPduld, describes the connection to the SocketConnection

(b) Source Address (SA) as soon as the information is available for the DoIP module

(c) All Routing activation status of this socket connection

(d) Status of the SocketConnection

(f) Time since last TCP communication (Rx or Tx)

(g) Information if the connection is active or not] ([SRS\\_Eth\\_00081](#), [SRS\\_Eth\\_00028](#))

**[SWS\_DoIP\_00241]** [If the DoIP module is called with DoIP\_SoConModeChg and the Mode set to SOAD\_SOCON\_ONLINE the state of the socket connection shall be considered as online and the DoIP module shall behave as described in [\[SWS\\_DoIP\\_00143\]](#).] ([SRS\\_Eth\\_00081](#), [SRS\\_Eth\\_00028](#))

**[SWS\_DoIP\_00243]** [If the DoIP module is called with DoIP\_SoConModeChg and the Mode set to something else than SOAD\_SOCON\_ONLINE the state of the socket connection shall be considered as offline and the DoIP module shall behave as described in [\[SWS\\_DoIP\\_00115\]](#).] ([SRS\\_Eth\\_00081](#), [SRS\\_Eth\\_00028](#))

**[SWS\_DoIP\_00205]** [If the function DoIP\_SoConModeChg is called with Mode set to SOAD\_SOCON\_ONLINE for a UDP vehicle announcement connection, the DoIP module shall send the vehicle announcement message via the corresponding Tx PDU configured in the DoIPUdpVehicleAnnouncementConnection and belonging to the reported socket connection.] ([SRS\\_Eth\\_00026](#))

**[SWS\_DoIP\_00058]** [If a connection needs to be closed based on DoIP specific behavior, the DoIP module shall call the function SoAd\_CloseSoCon with the parameter abort set to FALSE and the SoConId determined by a call to the function SoAd\_GetSoConId for the corresponding DoIPSoAdTcpTxPdu. Additionally, the inactivity timer shall be stopped.] ([SRS\\_Eth\\_00081](#), [SRS\\_Eth\\_00028](#), [SRS\\_Eth\\_00083](#))

**[SWS\_DoIP\_00358]** [If a connection needs to be reset based on DoIP specific behavior, the DoIP module shall call the function SoAd\_CloseSoCon with the parameter abort set to TRUE and the SoConId determined by a call to the function SoAd\_GetSoConId for the corresponding DoIPSoAdTcpTxPdu. Additionally, the inactivity timer shall be stopped.] ([SRS\\_Eth\\_00081](#), [SRS\\_Eth\\_00028](#), [SRS\\_Eth\\_00083](#))

**[SWS\_DoIP\_00076]** [If the parameter DoIPVinGidMaster is set to true and the Container DoIPTriggerGIDSynchronization is configured, the DoIP module shall call the

<User>\_DoIPTriggerGIDSynchronization function (after successful IP Address assignment, see [SWS\_DoIP\_00306]) and repeat this call within the DoIP\_MainFunction until its return value equals to E\_OK or until the complete connection is closed for any other reason.](SRS\_Eth\_00026)

**[SWS\_DoIP\_00085]** [If a change in the IP address assignment indicated by DoIP\_LocalIpAddrAssignmentChg with another TCP\_IpAddrStateType then TCPIP\_IPADDR\_STATE\_ASSIGNED, the function to start GID synchronisation as described in [SWS\_DoIP\_00076] shall not be called any longer independent from the before return value.](SRS\_Eth\_00028, SRS\_Eth\_00081)

**[SWS\_DoIP\_00115]** [If a TCP socket connection gets closed (after the DoIP\_SoConModeChg was called with different mode value than SOAD\_SOCON\_ONLINE or any other reason described by [SWS\_DoIP\_00058] or [SWS\_DoIP\_00358]) the DoIP module shall

- unregister and release the socket connection to the related Tester,
- discard the ongoing diagnostic message processing and
- reset the inactivity timer of the given socket connection.](SRS\_Eth\_00028, SRS\_Eth\_00081, SRS\_Eth\_00083)

Note: This includes cleaning up all the buffers/internal variables and scheduled asynchronous or pending function calls as well as reducing the amount of tester connected by 1.

**[SWS\_DoIP\_00142]** [The DoIP module shall maintain an inactivity timer for each registered TCP connection.](SRS\_Eth\_00083)

**[SWS\_DoIP\_00143]** [After a successful TCP socket connection (i.e. DoIP\_SoConModeChg) the DoIP module shall start the inactivity timer.](SRS\_Eth\_00083)

**[SWS\_DoIP\_00144]** [If no Routing Activation request was received on a new opened socket within the configured DoIPInitialInactivityTime, the DoIP module shall reset the socket connection as described in [SWS\_DoIP\_00358].](SRS\_Eth\_00083)

**[SWS\_DoIP\_00159]** [If a Routing Activation request was received on a new opened socket before the inactivity timer elapsed (i.e. the configured DoIPInitialInactivityTime did not pass) the DoIP module shall reset the inactivity timer to 0.](SRS\_Eth\_00083)

**[SWS\_DoIP\_00145]** [After a routing activation has been performed (see [SWS\_DoIP\_00159]), the DoIP module shall reset the inactivity timer to 0 always when data communication is performed on the socket (send or receive).](SRS\_Eth\_00083)

**[SWS\_DoIP\_00146]** [If the inactivity timer reaches the time configured in DoIPGeneralInactivityTime, the corresponding socket connection shall be reset as described in [SWS\_DoIP\_00358].](SRS\_Eth\_00083)

**[SWS\_DoIP\_00154]** [If the API DoIP\_LocalIpAddrAssignmentChg is called with the State set to TCPIP\_IPADDR\_STATE\_ASSIGNED, the DoIP module shall call the function SoAd\_ReadDhcpHostNameOption with the received SoConId to get the currently set host name option. The returned Byte buffer shall be considered as ASCII buffer and shall start with "DoIP-".] ([SRS\\_Eth\\_00047](#))

**[SWS\_DoIP\_00155]** [If the ASCII buffer returned in [\[SWS\\_DoIP\\_00154\]](#) does not start with "DoIP-" and the configuration parameter DoIPDhcpOptionVinUse is set to FALSE the DoIP module shall call the SoAd\_WriteDhcpHostNameOption with a pointer to the string "DoIP-" in order to set the hostname.] ([SRS\\_Eth\\_00047](#))

**[SWS\_DoIP\_00156]** [If the ASCII buffer returned in [\[SWS\\_DoIP\\_00154\]](#) does not start with "DoIP-" and the configuration parameter DoIPDhcpOptionVinUse is set to TRUE the DoIP module shall call the SoAd\_WriteDhcpHostNameOption with a pointer to the ASCII buffer "DoIP-VIN<vinnumberinascii>" with <vinnumberinascii> representing the ASCII representation of the VIN that is retrieved via Dcm\_GetVin. If no valid VIN could be retrieved the DoIP shall use the configured DoIPVinInvalidityPattern in ASCII representation.] ([SRS\\_Eth\\_00047](#))

**[SWS\_DoIP\_00294]** [When receiving a routing activation request on a TCP connection where DoIPTcpConnection/DoIPTcpConnectionSecurityRequired is not set or set to FALSE, the DoIP module shall search for a DoIPTester with an assigned container that matches DoIPTesterSA. If such a DoIPTester container was found and the matching DoIPRoutingActivation container (refer to [\[SWS\\_DoIP\\_00108\]](#)) has the attribute DoIPRoutingActivationSecurityRequired not set or set to FALSE, the connection will be established.

If such a DoIPTester container was found and the matching DoIPRoutingActivation container (refer to [\[SWS\\_DoIP\\_00108\]](#)) has the attribute DoIPRoutingActivationSecurityRequired is set to TRUE, the connection shall be rejected with the response code "0x07".] ([SRS\\_Eth\\_00084](#))

**[SWS\_DoIP\_00295]** [When receiving a routing activation request on a TCP connection where DoIPTcpConnection/DoIPTcpConnectionSecurityRequired set to TRUE, the DoIP module shall search for a DoIPTester with an assigned container that matches DoIPTesterSA.

If such a DoIPTester container was found, the connection will be established.] ([SRS\\_Eth\\_00084](#))

Rationale: A secure TCP connection can be established with a DoIPTester that requests a secure or unsecured connection.

### 7.3 DoIP Message layout according ISO 13400-2

A DoIP message can be identified by its generic DoIP header structure, which is described in the chapter [7.3.1](#).



### 7.3.1 Generic DoIP header

All Pdus received or sent via the SoAd shall support the the DoIP header structure as defined in the ISO 13400-2 [7] table 11. The DoIP header is described in this chapter.

**[SWS\_DoIP\_00004]** [The first 8 Bytes of a DoIP message shall contain the DoIP Header followed by the actual payload data.

] ([SRS\\_Eth\\_00025](#))

Item	Position (Byte)	Length (Byte)
Generic DoIP header synchronization pattern		
Protocol version	0	1
Inverse protocol version	1	1
Generic DoIP payload type and payload length		
Payload type	2	2
Payload length	4	4
Payload type specific message content	8	...

**Table 7.1: DoIP message Generic header Layout**

**[SWS\_DoIP\_00005]** [Byte 0 of the DoIP header has to contain the protocol version e.g. 0x02.] ([SRS\\_Eth\\_00025](#))

**[SWS\_DoIP\_00006]** [The Byte 1 of the DoIP header shall contain the inverse protocol version e.g. 0xFD value shall be added if the protocol version is 0x02.] ([SRS\\_Eth\\_00025](#))

**[SWS\_DoIP\_00321]** [If config parameter DoIP\_ISO13400\_2\_2012 is enabled, the DoIP entity shall accept received frames with protocol version 0x02.] ([SRS\\_Eth\\_00025](#))

**[SWS\_DoIP\_00322]** [If config parameter DoIP\_ISO13400\_2\_2019 is enabled, the DoIP entity shall accept received frames with protocol version 0x03.] ([SRS\\_Eth\\_00025](#))

**[SWS\_DoIP\_00323]** [If a routing activation request with protocol version 0x02 was received on an unsecured connection to activate a secured route, then the DoIP entity shall send back the routing activation response 0x06 and close this socket connection according to [\[SWS\\_DoIP\\_00058\]](#).] ()

**[SWS\_DoIP\_00324]** [The DoIP entity shall use the protocol version configured in DoIPAnnouncedProtocolVersion as advertised protocol version in vehicle announcements.] ()

**[SWS\_DoIP\_00325]** [If a vehicle identification request was received with protocol version 0xFF, the DoIP entity shall use the protocol version configured in DoIPAnnouncedProtocolVersion as protocol version in the vehicle identification response.] ()

**[SWS\_DoIP\_00326]** [For transmission of DoIP responses over Tcp, the DoIP entity shall use the same protocol version as received and extracted from the first request of this tester.] ()

**[SWS\_DoIP\_00327]** [For transmission of DoIP responses over UDP, the DoIP entity shall use the same protocol version as received and extracted from the request.] ()

**[SWS\_DoIP\_00007]** [Byte 2 and Byte 3 shall contain the PayloadType.] ([SRS\\_Eth\\_00025](#))

**[SWS\_DoIP\_00008]** [The following PayloadTypes shall be supported for reception of DoIP messages:

]([SRS\\_Eth\\_00025](#))

Payload Type value	Payload type name	Chapter in DoIP SWS	Connection Kind
0x0000	Generic DoIP header negative acknowledge	<a href="#">7.3.2.1</a>	UDP/TCP
0x0001	Vehicle Identification request message	<a href="#">7.3.2.2.1</a>	UDP
0x0002	Vehicle identification request message with EID	<a href="#">7.3.2.2.2</a>	UDP
0x0003	Vehicle identification request message with VIN	<a href="#">7.3.2.2.3</a>	UDP
0x0004	Vehicle announcement message/vehicle identification response message	<a href="#">7.3.2.2.1</a>	UDP
0x0005	Routing activation request	<a href="#">7.3.2.3.1</a>	TCP
0x0008	Alive Check response	<a href="#">7.3.2.4.2</a>	TCP
0x4001	DoIP entity status request	<a href="#">7.3.2.5.3</a>	UDP
0x4003	Diagnostic power mode information request	<a href="#">7.3.2.5.1</a>	UDP
0x8001	Diagnostic message	<a href="#">7.3.2.6.1</a>	TCP

**Table 7.2: DoIP payload types received by a DoIP entity, chapter reference and the connection type they are received on**

**[SWS\_DoIP\_00009]** [The following PayloadTypes shall be supported for sending of DoIP messages:

]([SRS\\_Eth\\_00025](#))

Payload Type value	Payload type name	Chapter in DoIP SWS	Connection Kind
0x0000	Generic DoIP header negative acknowledge	<a href="#">7.3.2.1</a>	UDP/TCP
0x0004	Vehicle announcement message/vehicle identification response	<a href="#">7.3.2.2.4</a>	UDP
0x0006	Routing activation response	<a href="#">7.3.2.3.2</a>	TCP
0x0007	Alive Check request	<a href="#">7.3.2.4.1</a>	TCP
0x4002	DoIP entity status response	<a href="#">7.3.2.5.4</a>	UDP
0x4004	Diagnostic power mode information response	<a href="#">7.3.2.5.2</a>	UDP



△

0x8002	Diagnostic message positive acknowledgement	<a href="#">7.3.2.6.2</a>	TCP
0x8003	Diagnostic message negative acknowledgement	<a href="#">7.3.2.6.3</a>	TCP

**Table 7.3: DoIP payload types transmitted by a DoIP entity, chapter reference and the connection type they are transmitted on**

**[SWS\_DoIP\_00010]** [Bytes 4 to 7 shall contain the payload length in Bytes not including the length of the DoIP header information (i.e. if a DoIP message is received with Payload length set to 2 it means that 10 Bytes in total were received).] ([SRS\\_Eth\\_00025](#))

## 7.3.2 Payload types

This chapter describes the different Payload types in detail.

### 7.3.2.1 Generic acknowledge

This chapter contains the check of the DoIP header with the according negative acknowledge messages with payload type 0x0000 for an invalid DoIP header.

**[SWS\_DoIP\_00012]** [If an invalid DoIP header was received, a DoIP message with payload type 0x0000 shall be transmitted with the payload described in [\[SWS\\_DoIP\\_00013\]](#) on the TxPdu which is related to the RxPdu the message was received on, if the according SocketConnection status has not changed since the reception of the DoIP message.] ([SRS\\_Eth\\_00025](#))

**[SWS\_DoIP\_00013]** [The payload of the generic DoIP header shall contain the corresponding NACK code (1 Byte) as specified from [\[SWS\\_DoIP\\_00014\]](#) to [\[SWS\\_DoIP\\_00019\]](#).] ([SRS\\_Eth\\_00025](#))

**[SWS\_DoIP\_00014]** [If the Protocol information is incorrect, (see [\[SWS\\_DoIP\\_00005\]](#), [\[SWS\\_DoIP\\_00006\]](#), [\[SWS\\_DoIP\\_00321\]](#), [\[SWS\\_DoIP\\_00322\]](#), and [\[SWS\\_DoIP\\_00015\]](#) for valid information) the NACK code 0x00 shall be sent and the according socket shall be closed (see [\[SWS\\_DoIP\\_00058\]](#)).] ([SRS\\_Eth\\_00025](#))

**[SWS\_DoIP\_00016]** [If a payload type is not supported (see [\[SWS\\_DoIP\\_00008\]](#) for valid payload types) the DoIP module shall send the NACK code 0x01 to indicate that an unknown payload type was requested. The message shall be discarded for further processing. For TCP\_DATA socket connections, this NACK shall only be sent as response in the ISO 13400 connection state "Registered [Routing Active]".] ([SRS\\_Eth\\_00025](#))

**[SWS\_DoIP\_00017]** [If the payload length exceeds the value configured by DoIP-MaxRequestBytes, the DoIP module shall send the NACK code 0x02 to indicate that

the message is too large. The message shall be discarded for further processing. For TCP\_DATA socket connections, this NACK shall only be sent as response in the ISO 13400 connection state "Registered [Routing Active]".] ([SRS\\_Eth\\_00025](#))

**[SWS\_DoIP\_00018]** [If the DoIP module is called with DoIP\_SoAdTpStartOfReception() and the indicated payload length exceeds the currently available buffer size, the function must return with BUFREQ\_E\_OVFL value (No buffer of the required length can be provided) and trigger a Negative Response (NACK) with value 0x03.

The currently available buffer size calculation shall be based on Payload Type. If the DoIP message is processed internally (see [\[SWS\\_DoIP\\_00008\]](#)) the locally available buffer, other case the upper layer (PduR\_DoIPTpStartOfReception) provided buffer size shall be the base for the response. For TCP\_DATA socket connections, this NACK shall only be sent as response in the ISO 13400 connection, state "Registered [Routing Active]".] ([SRS\\_Eth\\_00025](#))

**[SWS\_DoIP\_00019]** [If the DoIP module is called with a payload length that is not valid for the specific payload type, the NACK code 0x04 shall be sent and the corresponding connection shall be closed (see [\[SWS\\_DoIP\\_00058\]](#)). For TCP\_DATA socket connections, this NACK shall be sent as response for payload type "Routing Activation Request" in any ISO 13400 connection state and for payload type "Alive Check Response" in any ISO 13400 connection state "Registered".

All other DoIP messages received on the TCP\_DATA socket connections shall only be responded in the ISO 13400 connection state "Registered [Routing Active]".] ([SRS\\_Eth\\_00025](#))

Note: The single valid payload length ranges for the single payload types are described in the single subchapters of the payloads (see [\[SWS\\_DoIP\\_00008\]](#) for the list of all receive payload types and the according chapter references).

**[SWS\_DoIP\_00292]** [If a DoIP message with payload Type 0x0000 is received on a configured DoIPUdpConnection or DoIPTcpConnection, the message shall be discarded.] ([SRS\\_Eth\\_00025](#))

### 7.3.2.2 Vehicle Identification

**[SWS\_DoIP\_00015]** [On a vehicle identification request the Protocol Type 0xFF and the inverse Protocol Type 0x00 shall be supported as default values, additionally to the ProtocolType described in [\[SWS\\_DoIP\\_00005\]](#) and [\[SWS\\_DoIP\\_00006\]](#).] ([SRS\\_Eth\\_00026](#))

### 7.3.2.2.1 Vehicle Identification request (payload type 0x0001)

**[SWS\_DoIP\_00061]** [When the module receives a DoIP message with payload type 0x0001 on a connection different than a configured DoIPUdpConnection, the module shall discard the DoIP message.] ([SRS\\_Eth\\_00026](#))

Note: This also means that it is not allowed to receive this payload type on a TCP connection.

**[SWS\_DoIP\_00059]** [The expected payload length (see [\[SWS\\_DoIP\\_00019\]](#)) for vehicle identification request message with payload type 0x0001 shall be exactly 0.] ([SRS\\_Eth\\_00026](#))

**[SWS\_DoIP\_00060]** [If a DoIP message with payload Type 0x0001 is received on the configured DoIPUdpConnection, the DoIP module shall respond with a vehicle identification response/vehicle announcement message after the configured DoIPInitialVehicleAnnouncementTime with payload type 0x0004.] ([SRS\\_Eth\\_00026](#))

### 7.3.2.2.2 Vehicle Identification request with EID (payload type 0x0002)

The payload data structure of a vehicle identification request message with EID shall be supported as described in [Table 7.4](#):

Item	Position (Byte)	Length (Byte)
Payload type vehicle identification request message with EID		
EID	0	6

**Table 7.4: Vehicle identification request with EID payload data**

**[SWS\_DoIP\_00062]** [When the module receives a DoIP message with payload Type 0x0002 on a connection different than a configured DoIPUdpConnection, the module shall discard the DoIP message.] ([SRS\\_Eth\\_00026](#))

Note: This also means that it is not allowed to receive this payload type on a TCP connection.

**[SWS\_DoIP\_00063]** [The expected payload length (see [\[SWS\\_DoIP\\_00019\]](#)) for vehicle identification request message with payload type 0x0002 shall be exactly 6.] ([SRS\\_Eth\\_00026](#))

**[SWS\_DoIP\_00064]** [If a DoIP message with payload Type 0x0002 is received on the configured DoIPUdpConnection, the DoIP module shall further process the message.] ([SRS\\_Eth\\_00026](#))

**[SWS\_DoIP\_00065]** [If the Parameter DoIPUseMacAddressForIdentification is set to true the received "EID" 6 payload data bytes shall be compared to the MacAddress received via SoAd\_GetPhysAddr . If they match the DoIP module shall respond with a vehicle identification response/vehicle announcement message with payload type 0x0004.] ([SRS\\_Eth\\_00026](#))

**[SWS\_DoIP\_00066]** [If the Parameter DoIPUseMacAddressForIdentification is set to false the received "EID" 6 payload data bytes shall be compared to the configured DoIPEid. If they match the DoIP module shall respond with a vehicle identification response/vehicle announcement message with payload type 0x0004.] ([SRS\\_Eth\\_00026](#))

### 7.3.2.2.3 Vehicle Identification request with VIN (payload type 0x0003)

The payload data structure of a vehicle identification request message with VIN shall be supported as described in Table 7.5:

Item	Position (Byte)	Length (Byte)
Payload type vehicle identification request message with VIN		
VIN	0	17

**Table 7.5: Vehicle identification request with VIN payload data**

**[SWS\_DoIP\_00067]** [When the module receives a DoIP message with payload Type 0x0003 on a connection different than a configured DoIPUdpConnection, the module shall discard the DoIP message.] ([SRS\\_Eth\\_00026](#))

Note: This also means that it is not allowed to receive this payload type on a TCP connection.

**[SWS\_DoIP\_00068]** [The expected payload length (see [\[SWS\\_DoIP\\_00019\]](#)) for vehicle identification request message with payload type 0x0003, shall be exactly 17.] ([SRS\\_Eth\\_00026](#))

**[SWS\_DoIP\_00069]** [If a DoIP message with payload Type 0x0003 is received on the configured DoIPUdpConnection the DoIP module shall further process the message.] ([SRS\\_Eth\\_00026](#))

**[SWS\_DoIP\_00070]** [The DoIP 17 payload data bytes shall be compared to the data retrieved by the function Dcm\_GetVin. If the function returns E\_OK, the VIN pointer is considered to contain valid information. If the function returns E\_NOT\_OK or the returned VIN do not match the requested VIN, the DoIP message with payload Type 0x0003 shall be ignored. If the requested VIN matches the derived VIN, the DoIP module shall respond with a vehicle identification response/vehicle announcement message with payload type 0x0004.] ([SRS\\_Eth\\_00026](#))

### 7.3.2.2.4 Vehicle Identification response/vehicle announcement (payload type 0x0004)

**[SWS\_DoIP\_00297]** [For a DoIP Interface with DoIPInterfaceAnnouncementStart = DOIP\_AUTOMATIC\_ANNOUNCE, the DoIP module shall start Vehicle announcement according to [\[SWS\\_DoIP\\_00205\]](#).] ([SRS\\_Eth\\_00081](#), [SRS\\_Eth\\_00028](#))

**[SWS\_DoIP\_00298]** [For a DoIP Interface with DoIPInterfaceAnnouncementStart = DOIP\_ONTRIGGER\_ANNOUNCE, the sending of vehicle announcement only starts if DoIP\_TriggerVehicleAnnouncement () has been called for that Interface.] ([SRS\\_Eth\\_00081](#), [SRS\\_Eth\\_00028](#))

**[SWS\_DoIP\_00299]** [If DoIP\_TriggerVehicleAnnouncement() is called, but the corresponding socket is not yet ONLINE then the request shall be remembered and vehicle announcement shall be sent as soon as the socket goes ONLINE.] ()

**[SWS\_DoIP\_00071]** [If the DoIP module needs to send a vehicle announcement message (see [\[SWS\\_DoIP\\_00205\]](#) and [\[SWS\\_DoIP\\_00298\]](#)), it shall send the vehicle announcement message via the configured DoIPUdpVehicleAnnouncementConnection after DoIPInitialVehicleAnnouncementTime. This message shall be sent DoIPVehicleAnnouncementCount times with a delay of DoIPVehicleAnnouncementInterval between each message. The last "VIN/GID Status" byte of the Vehicle identification response message is optional as defined in the ISO 13400-2 standard. It shall exist only if the "DoIPUseVehicleIdentificationSyncStatus" configuration parameter is set to True. (See [\[SWS\\_DoIP\\_00086\]](#)).] ([SRS\\_Eth\\_00026](#))

The payload data structure of a vehicle identification response/vehicle announcement message shall be supported as described in [Table 7.6](#).

Item	Position (Byte)	Length (Byte)
Vehicle identification number		
VIN	0	17
DoIP entity logical address information		
Logical Address	17	2
Entity identification		
EID	19	6
Group identification		
GID	25	6
Further action byte	31	1
VIN/GID Status	32	1

**Table 7.6: Vehicle identification response/vehicle announcement message payload data**

**[SWS\_DoIP\_00072]** [The "VIN" of a vehicle identification response/vehicle announcement message shall be derived by calling Dcm\_GetVin. If Dcm\_GetVin returns E\_OK, the 17 Bytes in the pointer shall be used, if the callback returns E\_NOT\_OK the 17 Bytes shall be filled with the configured DoIPVinInvalidityPattern with "Further Action Required" field set to 0x00 and VIN/GID sync. Status field set to 0x10 if (DoIPUseVehicleIdentificationSyncStatus) is set to true.] ([SRS\\_Eth\\_00026](#))

**[SWS\_DoIP\_00073]** [The "LA" of a vehicle identification response/vehicle announcement message shall contain the configured DoIPLogicalAddress.] ([SRS\\_Eth\\_00026](#))

**[SWS\_DoIP\_00074]** [The "EID" of a vehicle identification response/vehicle announcement message of a DoIPInterface shall contain the MAC address derived by SoAd\_GetPhysAddr() if the corresponding configuration parameter DoIPUseMacAddressForIdentification is set to true.] ([SRS\\_Eth\\_00026](#))

**[SWS\_DoIP\_00075]** [The "EID" of a vehicle identification response/vehicle announcement message of a DoIPInterface shall contain the configured DoIPEid if the corresponding configuration parameter DoIPUseMacAddressForIdentification is set to false.] ([SRS\\_Eth\\_00026](#))

**[SWS\_DoIP\_00077]** [The "GID" of a vehicle identification response/vehicle announcement message shall contain the same value as the EID used in the interface referenced by DoIPUseEidAsGidRef.] ([SRS\\_Eth\\_00026](#))

**[SWS\_DoIP\_00078]** [The "GID" of a vehicle identification response/vehicle announcement message shall contain the configured DoIPGID value, if the configuration parameter DoIPVinGidMaster is set to true, the configuration reference DoIPUseEidAsGidRef is disabled.] ([SRS\\_Eth\\_00026](#))

**[SWS\_DoIP\_00079]** [The "GID" of a vehicle identification response/vehicle announcement message shall contain the value retrieved by the configured DoIPGetGidCallback function (for the signature see <User>\_DoIPGetGidcallback, [\[SWS\\_DoIP\\_00051\]](#)), if the configuration parameter DoIPVinGidMaster is set to true, the configuration parameter DoIPUseEIDasGID is set to false and the parameter DoIPGID is not configured. If the function does not return E\_OK the GID shall consist of 6 Bytes according to the configured DoIPGIDInvalidityPattern.] ([SRS\\_Eth\\_00026](#))

**[SWS\_DoIP\_00080]** [The "GID" of a vehicle identification response/vehicle announcement message shall contain the configured DoIPGID value, if the configuration parameter DoIPVinGidMaster is set to false and the parameter DoIPGID is configured.] ([SRS\\_Eth\\_00026](#))

**[SWS\_DoIP\_00081]** [The "GID" of a vehicle identification response/vehicle announcement message shall contain the value retrieved by the configured DoIPGetGID function, if the configuration parameter DoIPVinGidMaster is set to false and the parameter DoIPGID is not configured. If the function does not return E\_OK, the GID shall consist of 6 Bytes according to the configured DoIPGIDInvalidityPattern.] ([SRS\\_Eth\\_00026](#))

**[SWS\_DoIP\_00082]** [The "Further action" byte of a vehicle identification response/vehicle announcement message shall contain the value 0x10 if any DoIPRoutingActivation with DoIPRoutingActivationNumber equal to 0xE0 is configured and the according RoutingActivation was not yet successfully performed.] ([SRS\\_Eth\\_00026](#))

**[SWS\_DoIP\_00083]** [The "Further action" byte of a vehicle identification response/vehicle announcement message shall contain the value 0x00, if no DoIPRoutingActivation with DoIPRoutingActivationNumber equal to 0xE0 is configured.] ([SRS\\_Eth\\_00026](#))

**[SWS\_DoIP\_00084]** [The "Further action" byte of a vehicle identification response/vehicle announcement message shall contain the value 0x00, if any DoIPRoutingActivation with DoIPRoutingActivationNumber equal to 0xE0 is configured and the according RoutingActivation was successfully performed.] ([SRS\\_Eth\\_00026](#))

**[SWS\_DoIP\_00086]** [If the configuration parameter DoIPUseVehicleIdentificationSyncStatus is set to true, the "VIN/GID status" byte shall be additionally added to the vehicle identification response/vehicle announcement message.] ([SRS\\_Eth\\_00026](#))



**[SWS\_DoIP\_00087]** [If a valid VIN could be requested in [\[SWS\\_DoIP\\_00072\]](#), the value of the "VIN/GID status" byte shall be 0x00.] ([SRS\\_Eth\\_00026](#))

**[SWS\_DoIP\_00088]** [If no valid VIN could be requested in [\[SWS\\_DoIP\\_00072\]](#) and the vehicle GID synchronization was not yet successful as described in [\[SWS\\_DoIP\\_00076\]](#), the value of the "VIN/GID status" byte shall be 0x10.] ([SRS\\_Eth\\_00026](#))

**[SWS\_DoIP\_00089]** [If no valid VIN could be requested in [\[SWS\\_DoIP\\_00072\]](#) and the vehicle GID synchronization was already successful as described in [\[SWS\\_DoIP\\_00076\]](#), the value of the "VIN/GID status" byte shall be 0x00.] ([SRS\\_Eth\\_00026](#))

**[SWS\_DoIP\_00291]** [The "Further action" byte of a vehicle identification response/vehicle announcement message shall contain the 1 Byte value retrieved by a call to the configured DoIPFurtherActionByteCallback (if configured, for the signature see `<User>_DoIPGetFurtherActionByteCallback`, [\[SWS\\_DoIP\\_00288\]](#)). If the function returns E\_OK, the "Further action" byte shall be set to the retrieved value of FurtherActionByte. If the function returns E\_NOT\_OK, the "Further action" byte shall be set according to [\[SWS\\_DoIP\\_00082\]](#), [\[SWS\\_DoIP\\_00083\]](#) or [\[SWS\\_DoIP\\_00084\]](#).] ([SRS\\_Eth\\_00026](#))

**[SWS\_DoIP\_00293]** [If a DoIP message with payload Type 0x0004 is received on a configured DoIPUdpConnection, the message shall be discarded.] ([SRS\\_Eth\\_00025](#))

### 7.3.2.3 Routing activation

#### 7.3.2.3.1 Routing activation request (payload type 0x0005)

The payload data structure of a routing activation request message shall be supported as described in [Table 7.7](#):

Item	Position (Byte)	Length (Byte)
External test equipment address information		
Source address	0	2
Activation Type	2	1
Reserved and OEM specific data		
Reserved by the ISO (0x00000000)	3	4
OEM specific	7	4

**Table 7.7: Routing activation request message payload data**

**[SWS\_DoIP\_00101]** [When the module receives a DoIP message with payload Type 0x0005 on a connection different than a configured DoIPTcpConnection, the module shall discard the DoIP message.] ([SRS\\_Eth\\_00084](#))

Note: That means that it is also not allowed to receive this payload type on a UDP connection,

**[SWS\_DoIP\_00117]** [The expected payload length (see [\[SWS\\_DoIP\\_00019\]](#)) for Routing Activation Request Message with payload type 0x0005 shall be either exactly 7 or 11.] ([SRS\\_Eth\\_00084](#))

**[SWS\_DoIP\_00102]** [If a routing activation request message is received with a valid DoIP header, the DoIP module shall process further to [\[SWS\\_DoIP\\_00103\]](#), if the field "Source address" matches a configured DoIPTesterSA.] ([SRS\\_Eth\\_00084](#))

**[SWS\_DoIP\_00106]** [If a routing activation request message is received with a valid "Source address" but the connection this Routing activation was received on is already Registered [Routing Active] to another source address, the DoIP module shall send a routing activation response message on the same connection the request was received on, with the routing activation response code set to 0x02. Additionally, the socket connection shall be closed as defined in [\[SWS\\_DoIP\\_00058\]](#).] ([SRS\\_Eth\\_00084](#))

**[SWS\_DoIP\_00104]** [If a routing activation request message is received with a "Source address" that does not match a configured DoIPTesterSA, the routing activation response message shall be sent on the same connection as the received request with the routing activation response code 0x00. Additionally the socket connection shall be closed as defined in [\[SWS\\_DoIP\\_00058\]](#).] ([SRS\\_Eth\\_00084](#))

**[SWS\_DoIP\_00103]** [The DoIP module shall always continue with processing as defined in [\[SWS\\_DoIP\\_00105\]](#), either if the received "Source Address" is already registered to a connection as described in [\[SWS\\_DoIP\\_00002\]](#) and it is the same socket connection this routing activation request was received on, or if the received "Source Address" is not registered to a connection yet.] ([SRS\\_Eth\\_00084](#))

**[SWS\_DoIP\_00105]** [If the received "Source Address" is already registered to another connection, belonging to the same DoIPInterface, an alive check request to this connection shall be triggered as described in [\[SWS\\_DoIP\\_00139\]](#) and [\[SWS\\_DoIP\\_00140\]](#) and it shall be waiting for the alive check response message or until the time configured in parameter DoIPAliveCheckResponseTimeout expired. If the alive check response was received within the configured time, the DoIP module shall send a routing activation response message with the activation response code set to 0x03. Additionally the socket connection shall be closed as defined in [\[SWS\\_DoIP\\_00058\]](#). If the "Source Address" is not already registered or the DoIPAliveCheckResponseTimeout expired without receiving an alive check response message the DoIP module shall continue with [\[SWS\\_DoIP\\_00107\]](#).] ([SRS\\_Eth\\_00084](#), [SRS\\_Eth\\_00083](#))

**[SWS\_DoIP\_00107]** [If the amount of registered connections is smaller than the configured DoIPMaxTesterConnections, the DoIP module shall proceed with the message as described in [\[SWS\\_DoIP\\_00108\]](#) otherwise an alive check request shall be sent to all registered connections as described in [\[SWS\\_DoIP\\_00139\]](#) and [\[SWS\\_DoIP\\_00140\]](#). If none of the alive checks times out (i.e. all tester respond with a valid alive check response within the configured DoIPAliveCheckResponseTimeout) the DoIP module shall send a routing activation response message with the activation response code set to 0x01. Additionally the socket connection shall be closed as defined in [\[SWS\\_DoIP\\_00058\]](#). If at least one of them times out the DoIP module

shall close the socket connection and continue as described in [SWS\_DoIP\_00108].] (*SRS\_Eth\_00084*, *SRS\_Eth\_00083*)

**[SWS\_DoIP\_00108]** [If the "Activation type" bytes matches the DoIPRoutingActivationNumber of one of the DoIPRoutingActivationRef of the "Source Address" (i.e. DoIPTester has a DoIPRoutingActivationRef configured which has the DoIPRoutingActivationNumber equal to "Activation type") the DoIP module shall proceed with [SWS\_DoIP\_00109].] (*SRS\_Eth\_00084*)

**[SWS\_DoIP\_00160]** [If the "Activation type" bytes do not fulfill the [SWS\_DoIP\_00108] requirement, the DoIP module shall send a routing activation response message with the activation response code set to 0x06. In this case the socket connection shall be closed as defined in [SWS\_DoIP\_00058].] (*SRS\_Eth\_00084*)

**[SWS\_DoIP\_00109]** [If an DoIPRoutingActivationAuthenticationCallback is configured for the referenced DoIPRoutingActivation, the DoIP module shall call this callback (for the signature see <User>\_DoIPRoutingActivationAuthentication, [SWS\_DoIP\_00049]). If the DoIPRoutingActivationAuthenticationReqLength is not configured to 0, the DoIP module shall handle additionally the first DoIPRoutingActivationAuthenticationReqLength bytes of the optional field "OEM specific".] (*SRS\_Eth\_00084*)

**[SWS\_DoIP\_00161]** [If the DoIPRoutingActivationAuthenticationCallback returns with E\_OK the routing activation authentication shall be considered as successful. If the DoIPRoutingActivationAuthenticationResLength is not set to 0 the first DoIPRoutingActivationAuthenticationResLength byte shall be attached in routing activation response message in the field "OEM specific" as described in [SWS\_DoIP\_00120].] (*SRS\_Eth\_00084*)

**[SWS\_DoIP\_00110]** [If the DoIPRoutingActivationAuthenticationCallback returns DOIP\_E\_PENDING, the DoIP module shall trigger the callback at next DoIP\_MainFunction calls again until something else than DOIP\_E\_PENDING is returned. Additionally, the socket connection shall be considered as registered to this DoIPTesterSA without activating the routing. In this case, the connection is in ISO 13400 connection state "Registered[Pending for Authentication]".] (*SRS\_Eth\_00084*)

**[SWS\_DoIP\_00111]** [If the DoIPRoutingActivationAuthenticationCallback returns something else (e.g. E\_NOT\_OK) the DoIP module shall send a routing activation response message with the activation response code set to 0x04 and the socket connection shall be considered as registered to this DoIPTesterSA without activating the routing.] (*SRS\_Eth\_00084*)

**[SWS\_DoIP\_00112]** [If a DoIPRoutingActivationConfirmationCallback is configured for the referenced DoIPRoutingActivation, the DoIP module shall call this callback (for the signature see <User>\_DoIPRoutingActivationConfirmation, [SWS\_DoIP\_00048]). If the DoIPRoutingActivationConfirmationReqLength is not configured to 0, the DoIP module shall handle additionally the last DoIPRoutingActivationConfirmationReqLength bytes of the optional field "OEM specific". If the Callback returns with E\_OK the routing activation confirmation shall be considered as successful and if the DoIPRoutingActivationConfirmationResLength is not set to 0, the last DoIPRoutingAc-

tivationConfirmationResLength bytes shall be attached in routing activation response message in the field "OEM specific" as described in [SWS\_DoIP\_00120].] (*SRS\_Eth\_00084*)

**[SWS\_DoIP\_00114]** [If the DoIPRoutingActivationConfirmationCallback returns DOIP\_E\_PENDING, the DoIP module shall send a routing activation response message once with the routing activation response code set to 0x11. In this case, the connection is in ISO 13400 connection state "Registered [Pending for Confirmation]".] (*SRS\_Eth\_00084*)

**[SWS\_DoIP\_00274]** [If the DoIPRoutingActivationConfirmationCallback returns E\_NOT\_OK, the DoIP module shall send a routing activation response message with the activation response code set to 0x05 and the socket connection shall be closed as defined in [SWS\_DoIP\_00058].] (*SRS\_Eth\_00084*)

**[SWS\_DoIP\_00113]** [If no response was sent because of the before mentioned checks, this DoIPRoutingActivation is confirmed, authorized and valid. A routing activation response message shall be sent with the activation response code set to 0x10 and the socket connection shall be considered as Registered [Routing Active] to this DoIPTesterSA and enable the routing for this routing activation.

Note: From now on the routing to the configured DoIPTargetAddressRef are activated and valid so the diagnostic request messages related to the specified DoIPTargetAddress received via this socket connection are routed to the respective target address.] (*SRS\_Eth\_00084*)

**[SWS\_DoIP\_00330]** [The DoIP module shall silently discard any message other than routing activation request message or messages required for authentication or confirmation received on a socket connection in any ISO 13400 connection state other than "Registered [Routing Active]".

Exceptions are:

- The protocol version or inverse protocol version check. If this check fails it shall always be responded and handled according to [SWS\_DoIP\_00014].
- Alive check response is valid in any ISO 13400 connection state "Registered". Generic header checks for this payload type shall be responded.

]0

#### 7.3.2.3.2 Routing activation response (payload type 0x0006)

The payload data structure of a routing activation response message shall be supported as described in Table 7.8:

Item	Position (Byte)	Length (Byte)
External test equipment address information		
Logical Address Tester	0	2
Routing activation status information		
Logical address of DoIP entity	2	2
Routing activation response code	4	1
Reserved by ISO (0x00000000)	5	4
OEM specific	9	4

**Table 7.8: Routing activation response message payload data**

**[SWS\_DoIP\_00116]** [The "Logical Address Tester" field shall be set to the Tester SA the according routing activation request message was received from.] ([SRS\\_Eth\\_00084](#))

**[SWS\_DoIP\_00118]** [The "Logical Address DoIP entity" shall be set to the configured parameter DoIPLogicalAddress.] ([SRS\\_Eth\\_00084](#))

**[SWS\_DoIP\_00119]** [The "Routing activation response code shall be set according to the response conditions specified in [\[SWS\\_DoIP\\_00106\]](#), [\[SWS\\_DoIP\\_00104\]](#), [\[SWS\\_DoIP\\_00105\]](#), [\[SWS\\_DoIP\\_00107\]](#), [\[SWS\\_DoIP\\_00160\]](#), [\[SWS\\_DoIP\\_00111\]](#), [\[SWS\\_DoIP\\_00114\]](#), [\[SWS\\_DoIP\\_00274\]](#) and [\[SWS\\_DoIP\\_00113\]](#).] ([SRS\\_Eth\\_00084](#))

**[SWS\_DoIP\_00120]** [If the DoIPRoutingActivationAuthenticationResLength and/or DoIPRoutingActivationConfirmationResLength are used (different from zero), the "OEM specific" field shall be filled with the specified length data.] ([SRS\\_Eth\\_00084](#))

Note: see details of the RoutingActivation request and response structures in [7.3.2.3](#).

## 7.3.2.4 Alive check

### 7.3.2.4.1 Alive check request (payload type 0x0007)

**[SWS\_DoIP\_00139]** [If the DoIP module needs to send a alive check request, it shall have no payload data but only the generic DoIP header and the payload type set 0x0007.] ([SRS\\_Eth\\_00083](#))

**[SWS\_DoIP\_00140]** [After sending an alive check request the DoIP module shall wait the configured time DoIPAliveCheckResponseTimeout to receive a valid alive check response and [\[SWS\\_DoIP\\_00141\]](#). If it does not receive an alive check response, the socket connection on which the alive check request was sent shall be reset as described in [\[SWS\\_DoIP\\_00358\]](#).] ([SRS\\_Eth\\_00083](#))

### 7.3.2.4.2 Alive check response (payload type 0x0008)

The payload data structure of a alive check response message shall be supported as described in Table 7.9:

Item	Position (Byte)	Length (Byte)
External test equipment address information		
Source address	0	2

**Table 7.9: Alive check response message payload data**

**[SWS\_DoIP\_00141]** [If an Alive check response is received on a socket connection which is in any ISO 13400 connection state "Registered" and the field "SourceAddress" matches the registered Source Address of this socket connection, then the DoIP module shall reset the general inactivity timer.

Note: The alive check response can always be sent (not only after an according request): With this method the test equipment can reset the inactivity time. ([SRS\\_Eth\\_00083](#))

**[SWS\_DoIP\_00332]** [If an Alive check response is received on a socket connection which is in any ISO 13400 connection state "Registered" and the field "SourceAddress" does not match the registered Source Address of this socket connection, then the socket connection shall be closed as described in [\[SWS\\_DoIP\\_00058\]](#).] ()

### 7.3.2.5 Node information

#### 7.3.2.5.1 Diagnostic power mode information request (payload type 0x4003)

**[SWS\_DoIP\_00090]** [When the module receives a DoIP message with payload Type 0x4003 on a connection different than a configured DoIPUdpConnection, the module shall discard the DoIP message.] ([SRS\\_Eth\\_00080](#))

Note: This means also that it is not allowed to receive this payload type on a TCP connection.

**[SWS\_DoIP\_00091]** [The expected payload length (see [\[SWS\\_DoIP\\_00019\]](#)) for diagnostic power mode information request message with payload type 0x4003 shall be exactly 0.] ([SRS\\_Eth\\_00080](#))

**[SWS\_DoIP\_00092]** [After a valid Diagnostic power mode request message, the DoIP module shall send a Diagnostic Power mode information response message ([\[SWS\\_DoIP\\_00093\]](#)) on the configured DoIPUdpConnection.] ([SRS\\_Eth\\_00080](#))

### 7.3.2.5.2 Diagnostic power mode information response (payload type 0x4004)

The payload data structure of a diagnostic power mode information response shall be supported as described in Table 7.10:

Item	Position (Byte)	Length (Byte)
Diagnostic Power Mode		
Diagnostic power mode	0	1

**Table 7.10: Diagnostic power mode information response message payload data**

**[SWS\_DoIP\_00093]** [The "Diagnostic Power Mode" byte of diagnostic power mode information response message contains the 1 Byte value retrieved by a call to the configured DoIPPowerModeCallback (for the signature see <User>DoIPGetPowerModeStatus, [SWS\_DoIP\_00047]). If the function returns E\_OK, the "Diagnostic Power Mode" shall be set to the retrieved value of Power-StateReady, otherwise it shall be set to 0x00 to indicate that the power mode is not ready.](SRS\_Eth\_00080)

### 7.3.2.5.3 Diagnostic entity status request (payload type 0x4001)

**[SWS\_DoIP\_00094]** [When the module receives a DoIP message with payload Type 0x4001 on a connection different than a configured DoIPUdpConnection, the module shall discard the DoIP message.](SRS\_Eth\_00082)

Note: This means also that it is not allowed to receive this payload type on a TCP connection.

**[SWS\_DoIP\_00095]** [The expected payload length (see [SWS\_DoIP\_00019]) for diagnostic entity status request message with payload type 0x4001 shall be exactly 0.](SRS\_Eth\_00082)

**[SWS\_DoIP\_00096]** [After a valid Diagnostic entity status request message, the DoIP module shall send a Diagnostic entity status response message on the configured DoIPUdpConnection.](SRS\_Eth\_00082)

### 7.3.2.5.4 Diagnostic entity status response (payload type 0x4002)

The payload data structure of a diagnostic entity status response message shall be supported as described in Table 7.11:

Item	Position (Byte)	Length (Byte)
DoIP Entity Status Response		
Node Type	0	1





Max open sockets	1	1
Currently open socket	2	1
Max. data size	3	4

**Table 7.11: Diagnostic entity status response message payload data**

**[SWS\_DoIP\_00097]** [The "Node Type" byte of a diagnostic entity status response message shall contain the configured DoIPNodeType, whereas DOIP\_GATEWAY shall be represented by 0x00 and DOIP\_NODE shall be represented by 0x01.] ([SRS\\_Eth\\_00082](#))

**[SWS\_DoIP\_00098]** [The "Max open sockets" byte of a diagnostic entity status response message shall contain the configured DoIPMaxTesterConnections. This parameter represents the maximum number of concurrent TCP\_DATA sockets allowed with this DoIP entity, excluding the reserve socket required for socket handling as defined in the ISO 13400-2 standard.] ([SRS\\_Eth\\_00082](#))

**[SWS\_DoIP\_00099]** [The "Currently open sockets" byte of a diagnostic entity status response message shall contain the currently active connections, based on the information described in [\[SWS\\_DoIP\\_00002\]](#).] ([SRS\\_Eth\\_00082](#))

**[SWS\_DoIP\_00100]** [The "Max data size" bytes are only supported if the configuration parameter DoIPEntityStatusMaxByteFieldUse is set to TRUE. In this case, the diagnostic entity status response message shall contain the configured DoIPMaxRequestBytes in the "Max data size" field.] ([SRS\\_Eth\\_00082](#))

### 7.3.2.6 Diagnostic Message

For enhanced diagnostic as well as for emissions related diagnostic communication, the DoIP module uses the same diagnostic message structure and payload types. Additionally it provides an acknowledge mechanism to provide early feedback to the tester whether the diagnostic message was received and successfully received for the internal ECU or sent out to the target network.

#### 7.3.2.6.1 Diagnostic message (for request and response) (payload type 0x8001)

The payload data structure of a diagnostic message shall be supported as described in [Table 7.12](#):

Item	Position (Byte)	Length (Byte)
Logical address information		
Source address	0	2
Target address	2	2







Diagnostic message data		
User data	4	...

**Table 7.12: Diagnostic message payload data**

**[SWS\_DoIP\_00121]** [When the module receives a DoIP message with payload Type 0x8001 on a connection different than a configured DoIPTcpConnection, the module shall discard the DoIP message.] ([SRS\\_Eth\\_00027](#))

Note: This means also that it is not allowed to receive this payload type on a UDP connection.

**[SWS\_DoIP\_00122]** [The expected payload length (see [\[SWS\\_DoIP\\_00019\]](#)) for diagnostic messages with payload type 0x8001 shall be at least 5 byte.] ([SRS\\_Eth\\_00027](#))

**[SWS\_DoIP\_00123]** [If a diagnostic message on a socket connection arrived, which is in the state Registered [Routing Active], and the "Source Address" does not match, a negative acknowledge set to 0x02 shall be sent. Additionally, the socket connection shall be closed as described in [\[SWS\\_DoIP\\_00058\]](#).] ([SRS\\_Eth\\_00027](#))

Note: see details of the negative acknowledge message in [7.3.2.6.3](#).

**[SWS\_DoIP\_00124]** [If the DoIP module receives a diagnostic message with a "Target Address" (equals DoIPTargetAddressValue) which is not connected via DoIPRoutingActivationRef and DoIPTargetaddressRef to the received valid DoIPTesterSA, than the DoIP module shall send a diagnostic message negative acknowledge message with the diagnostic message negative acknowledge code set to 0x03. Additionally the message shall be discarded.] ([SRS\\_Eth\\_00027](#))

**[SWS\_DoIP\_00125]** [If the DoIP module receives a diagnostic message with the payload data length in the DoIP header is set to a value bigger than DoIPMaxRequestBytes-4, than the DoIP module shall send a diagnostic message negative acknowledge message with the diagnostic message negative acknowledge code set to 0x04. Additionally the message shall be discarded.] ([SRS\\_Eth\\_00027](#))

**[SWS\_DoIP\_00126]** [If the DoIP module receives a diagnostic message and [\[SWS\\_DoIP\\_00125\]](#) does not apply but the current buffer size is not sufficient to receive the message, than the DoIP module shall send a diagnostic message negative acknowledge message with the diagnostic message negative acknowledge code set to 0x05. Additionally the message shall be discarded.] ([SRS\\_Eth\\_00027](#))

Note: This means that the PduR\_DoIPTpStartOfReception is not accepting the buffer.

**[SWS\_DoIP\_00127]** [If the DoIP module receives a diagnostic message and the according "TargetAddress" was not activated by routing activation as described in [\[SWS\\_DoIP\\_00113\]](#), the DoIP module shall send a diagnostic message negative acknowledge message with the diagnostic message negative acknowledge code set to 0x06. Additionally the message shall be discarded.] ([SRS\\_Eth\\_00027](#))

**[SWS\_DoIP\_00331]** [Diagnostic messages shall only be evaluated in the ISO 13400 connection state "Registered [Routing Active]". If a DoIP message of payload type "Diagnostic Message" is received on a TCP\_DATA socket connection which is not in the ISO 13400 connection state "Registered [Routing Active]", the DoIP message shall be silently discarded as soon as the payload type is evaluated. No further checks shall be performed on followed messages fields. Only the payload length shall be used to identify the start of the next frame.] ()

**[SWS\_DoIP\_00128]** [If no negative acknowledge was sent the DoIP module shall evaluate the message and forward the content (i.e. all UDS Data, not the TargetAddress and SourceAddress) to the DoIPpduRRxPdu connected to the received TargetAddress/SourceAddress combination as configured in DoIPChannel.] ([SRS\\_Eth\\_00027](#))

Note: For how to proceed with the communication please refer to the TCP communication described in chapter [7.5.1](#)

**[SWS\_DoIP\_00129]** [If the PduR accepted all Data, the DoIP module shall send a diagnostic acknowledge message.] ([SRS\\_Eth\\_00027](#))

**[SWS\_DoIP\_00130]** [The DoIP module will get a diagnostic response message (i.e DoIP\_TpTransmit or DoIP\_IfTransmit is called with DoIPpduRTxPdu which matches to the DoIPpduRRxPdu that handled the data to the PduR) via the upper layer connection to the PduR, so it has to monitor whether the socket connection the request was received on is still established. If the socket connection has been closed, the response shall be discarded and the DoIP shall return with E\_NOT\_OK in the return value.] ([SRS\\_Eth\\_00027](#))

**[SWS\_DoIP\_00131]** [If the DoIP module is called with DoIPpduRTxPdu in the DoIP\_TpTransmit or DoIP\_IfTransmit as described in [\[SWS\\_DoIP\\_00130\]](#) and the according socket connection has not been closed since the reception of the according diagnostic message, the DoIP module shall prepare a diagnostic message via the according socket connection with the "SourceAddress" set to the DoIPTargetAddress-Value of the request and the "TargetAddress" set to the DoIPTesterSA.] ([SRS\\_Eth\\_00027](#))

**[SWS\_DoIP\_00173]** [The field "User data" of the [\[SWS\\_DoIP\\_00131\]](#) message contains the actual diagnostic payload data which shall not be modified by DoIP.] ([SRS\\_Eth\\_00027](#))

Note: The reception and transmission of diagnostic payload data is described more in detail in chapter [7.5](#), the diagnostic communication related part of this specification

Note: Because of enhanced diagnostic and emissions related diagnostic communication behavior, several responses to the tester could be sent out before the final response is sent. The DoIP module is not evaluating the content or the amount of responses or requests to the target address. It is just routing the diagnostic data from SoAd to PduR and back.

### 7.3.2.6.2 Diagnostic acknowledge message (payload type 0x8002)

The payload data structure of a diagnostic acknowledge message shall be supported as described in Table 7.13:

Item	Position (Byte)	Length (Byte)
Logical address information		
Source address	0	2
Target address	2	2
Diagnostic message acknowledge information		
ACK code (0x00)	4	1
Previous diagnostic message	5	...

**Table 7.13: Diagnostic acknowledge message payload data**

**[SWS\_DoIP\_00132]** [If the DoIP module needs to send a diagnostic acknowledge message the "Source Address" shall be set to the according "TargetAddress" of the received message.] ([SRS\\_Eth\\_00027](#))

**[SWS\_DoIP\_00133]** [If the DoIP module needs to send a diagnostic acknowledge message the "Target Address" shall be set to the according "SourceAddress" of the received message.] ([SRS\\_Eth\\_00027](#))

**[SWS\_DoIP\_00134]** [If the DoIP module needs to send a diagnostic acknowledge message the field "previous diag message" shall be filled with the number of bytes of the original request message as configured in the parameter DoIPNumByteDiagAckNack for the DoIPTester the request was received on.] ([SRS\\_Eth\\_00027](#))

### 7.3.2.6.3 Diagnostic negative acknowledge message (payload type 0x8003)

The payload data structure of a diagnostic negative acknowledge message shall be supported as described in Table 7.14:

Item	Position (Byte)	Length (Byte)
Logical address information		
Source address	0	2
Target address	2	2
Diagnostic message acknowledge information		
Diagnostic message negative acknowledge code	4	1
Previous diagnostic message	5	...

**Table 7.14: Diagnostic negative acknowledge payload data**

**[SWS\_DoIP\_00135]** [If the DoIP module needs to send a diagnostic negative acknowledge message the "Source Address" shall be set to the according "TargetAddress" of the received message.] ([SRS\\_Eth\\_00027](#))

**[SWS\_DoIP\_00136]** [If the DoIP module needs to send a diagnostic negative acknowledge message the "Target Address" shall be set to the according "SourceAddress" of the received message.]([SRS\\_Eth\\_00027](#))

**[SWS\_DoIP\_00137]** [If the DoIP module needs to send a diagnostic negative acknowledge message, the "Diagnostic message negative acknowledge code" shall be set to the value specified by the specification item that is triggering the diagnostic negative acknowledge message.]([SRS\\_Eth\\_00027](#))

**[SWS\_DoIP\_00138]** [If the DoIP module needs to send a diagnostic negative acknowledge message the field "previous diag message" shall be filled with the configured number of the original request message as configured in the parameter DoIPNum-ByteDiagAckNack for the DoIPTester the request was received on.]([SRS\\_Eth\\_00027](#))

## 7.4 UDP communication

DoIP messages that are communicated via UDP connection are communicated on the SoAd Interface APIs. So all messages which are received via UDP as described in Table 7.2 and sent via UDP as described in Table 7.3 shall be treated as described in this chapter.

**[SWS\_DoIP\_00197]** [If the SoAd calls the DoIP module via the Interface DoIP\_SoAdIfRxIndication, the DoIP module shall copy the message into the internal UDP buffer for further processing.]([SRS\\_Eth\\_00024](#))

Note: Further processing depends on the header information and on the payload type. For details refer to chapter 7.3.2. Which messages are expected to be received on UDP connection is described in Table 7.2.

**[SWS\_DoIP\_00198]** [If the DoIP module shall send a DoIP message via UDP it shall call the SoAd\_IfTransmit with the TxPduld set to the SoAd internal TxPduld that is retrieved via the according configured DoIPSoAdUdpTxPduRef, the PduInfoPtr shall contain the length of the message and the pointer to the to be transmitted message buffer and additionally the buffer shall be locked.]([SRS\\_Eth\\_00024](#))

Note: The events that lead to the sending of UDP DoIP messages are described in the rest of the specification. Which DoIP message shall use UDP connection is described in Table 7.3.

**[SWS\_DoIP\_00199]** [If the SoAd calls the DoIP module via the Interface DoIP\_SoAdIfTxConfirmation, the DoIP module shall release the buffer which is related to the received TxPduld.]([SRS\\_Eth\\_00024](#))

**[SWS\_DoIP\_00286]** [DoIP module shall consider the announcement successful and process DoIPVehicleAnnouncementCount if the SoAd calls the DoIP module via the interface DoIP\_SoAdIfTxConfirmation with Result set to E\_OK for the announcement related SoAd\_IfTransmit() call i.e. if E\_NOT\_OK is returned for the last announcement message, it will not be considered an announcement.]([SRS\\_Eth\\_00024](#))

**[SWS\_DoIP\_00276]** [If DoIP receives more UDP requests on a connection than the configured amount of DoIPMaxUDPRequestPerConnection, only DoIPMaxUDPRequestPerConnection requests (including the request that has just been accepted) shall be processed and responded. DoIP shall silently discard the request messages that cannot be processed.]()

Note: Tester will detect discarded UDP requests via timeout handling.

**[SWS\_DoIP\_00310]** [If a UDP message contains more than one DoIP requests, DoIP shall process and respond to the first DoIP request and discard the remaining requests.]()

Note: Tester will detect discarded UDP requests via timeout handling.

## 7.5 TCP communication

DoIP messages that are communicated via TCP connection are communicated on the SoAd Tp APIs. So all messages which are received via TCP as described in Table 7.2 and sent via TCP as described in Table 7.3 shall be treated as described in this chapter.

### 7.5.1 Reception of a TCP DoIP message

**[SWS\_DoIP\_00207]** [If the function DoIP\_SoAdTpStartOfReception is called with TpSduLength set to 0, the DoIP module shall fill in the bufferSizePtr the available buffer size in the DoIP for the reception of the TCP message, lock the according buffer for other TCP connections and return BUFREQ\_OK.]([SRS\\_Eth\\_00024](#))

Note: The API will be called from SoAd only once per TCP connection, directly when the socket is connected. All the data will be transferred to DoIP via the API DoIP\_SoAdTpCopyRxData.

**[SWS\_DoIP\_00208]** [If the function DoIP\_SoAdTpCopyRxData is called at the start of a new DoIP message (e.g. directly after DoIPSoAdTpStartOfReception succeeded or previous DoIP message processed completely) with info.SduLength set to 0 the DoIP module shall return in the parameter bufferSizePtr the length to the maximum necessary bytes to evaluate the DoIP relevant data for routing of diagnostic data.]([SRS\\_Eth\\_00024](#))

Note: The DoIP module knows internal when a new DoIP message is started because of the DoIP protocol payload length information (see chapter Generic DoIP header 7.3.1).

**[SWS\_DoIP\_00209]** [If the function DoIP\_SoAdTpCopyRxData is called at the start of a new DoIP message (e.g. directly after DoIPSoAdTpStartOfReception succeeded or previous DoIP message processed completely) with info.SduLength is not set to 0 and the DoIP TCP buffer is big enough to copy all the data, the DoIP module shall copy the

received data to the internal TCP buffer, return the parameter `bufferSizePtr` set to the available buffer after copying and return `BUFREQ_OK`.] ([SRS\\_Eth\\_00024](#))

**[SWS\_DoIP\_00210]** [If the function `DoIP_SoAdTpCopyRxData` is called at the start of a new DoIP message (e.g. directly after `DoIPSoAdTpStartOfReception` succeeded or previous DoIP message processed completely) with `info.SduLength` is not set to 0 and the DoIP TCP buffer is not big enough to copy all the data, the DoIP module shall return `BUFREQ_E_NOT_OK`.] ([SRS\\_Eth\\_00024](#))

**[SWS\_DoIP\_00214]** [If the DoIP module has received sufficient data to evaluate the DoIP header and the payload type is not diagnostic message the DoIP shall copy all data of this DoIP message to the internal DoIP TCP buffer, lock the according buffer for other TCP connections and process the DoIP message as described in [\[SWS\\_DoIP\\_00219\]](#).] ([SRS\\_Eth\\_00024](#))

Note: The length of the DoIP message is encoded in the DoIP header. It has to be considered that after the first DoIP message, there can be more in one single TCP stream.

**[SWS\_DoIP\_00212]** [If the DoIP module has received sufficient data to evaluate the DoIP header, the payload type is diagnostic message and the Routing was already activated for the `SourceAddress/TargetAddress` combination on this DoIPInterface, the DoIP module shall call the `PduR_DoIPTpStartOfReception` with the according id set to the `DoIPPduRRxPduId` matching the `SourceAddress/TargetAddress` combination of the diagnostic message on this DoIPInterface, set the `info.SduLength` to the already received diagnostic data, set the `info->SduDataPtr` to the buffer containing the received diagnostic data and set the `TpSduLength` to the total size of the diagnostic message extracted from DoIP Header.] ([SRS\\_Eth\\_00024](#))

Note: For the `SourceAddress/TargetAddress` combinations refer to configuration container `DoIPChannel`.

**[SWS\_DoIP\_00260]** [If `PduR_DoIPTpStartOfReception` returns `BUFREQ_OK` the reception was accepted and the DoIP module shall forward already received data of the diagnostic message to the upper layer by subsequent calls to `PduR_DoIPTpCopyRxData`.] ([SRS\\_Eth\\_00024](#))

**[SWS\_DoIP\_00218]** [If `PduR_DoIPTpStartOfReception` returns `BUFREQ_OK` the reception was accepted and the DoIP shall forward all subsequent calls to `DoIP_SoAdTpCopyRxData` directly to `PduR_DoIPTpCopyRxData` until all diagnostic data was handed to the PduR.] ([SRS\\_Eth\\_00024](#))

**[SWS\_DoIP\_00259]** [At the end of the copy procedure via `PduR_DoIPTpCopyRxData` to PduR, the DoIP module has to modify the available buffer size pointer returned to SoAd in order to stop before the next DoIP header.] ([SRS\\_Eth\\_00024](#))

**[SWS\_DoIP\_00253]** [If the buffer size reported by `PduR_DoIPTpStartOfReception` does not suffice for already received data, DoIP shall abort the reception and call `PduR_DoIPTpRxIndication` with `E_NOT_OK`.] ([SRS\\_Eth\\_00024](#))

**[SWS\_DoIP\_00216]** [If PduR\_DoIPTpStartOfReception returns BUFREQ\_E\_NOT\_OK, the DoIP module shall send a diagnostic negative acknowledge message with the diagnostic message negative acknowledge code set to 0x08 and discard all the TCP data until the next DoIP message.] ([SRS\\_Eth\\_00024](#))

Note: PduR\_DoIPTpRxIndication() will not be called when PduR\_DoIPStartOfReception() does not return BUFREQ\_OK.

**[SWS\_DoIP\_00311]** [If PduR\_DoIPTpStartOfReception returns BUFREQ\_E\_OVFL, the DoIP module shall send a diagnostic negative acknowledge message with the diagnostic message negative acknowledge code set to 0x05 and discard all the TCP data until the next DoIP message.] ([SRS\\_Eth\\_00024](#))

**[SWS\_DoIP\_00217]** [If PduR\_DoIPTpCopyRxData returns BUFREQ\_E\_NOT\_OK, the DoIP module shall discard all the TCP data until the next DoIP message and call the PduR\_DoIPTpRxIndication with the according PduId and the result set to E\_NOT\_OK.] ([SRS\\_Eth\\_00024](#))

**[SWS\_DoIP\_00221]** [If all diagnostic data was successfully forwarded to the PduR (see [\[SWS\\_DoIP\\_00216\]](#)) the DoIP module shall call the PduR\_DoIPTpRxIndication with the according PduId and the result set to E\_OK.] ([SRS\\_Eth\\_00024](#))

**[SWS\_DoIP\_00219]** [If the DoIP module has received with the DoIP\_SoAdTpCopyRxData operations enough data to evaluate the DoIP header and the payload type is not diagnostic message (see [\[SWS\\_DoIP\\_00214\]](#)), the DoIP module shall receive via subsequent calls to DoIP\_SoAdTpCopyRxData all data for the DoIP message and process it.] ([SRS\\_Eth\\_00024](#))

Note: The possible DoIP messages on TCP are described in [Table 7.2](#) and in the according chapters in this specification.

**[SWS\_DoIP\_00200]** [If the function DoIP\_SoAdTpRxIndication is called the DoIP module shall release all data connected to the reception and forward the result to PduR\_DoIPTpRxIndication if a reception for diagnostic message is currently ongoing.] ([SRS\\_Eth\\_00024](#))

Note: The function DoIP\_SoAdTpRxIndication is only called once when the socket is closed.

**[SWS\_DoIP\_00258]** [If the DoIP module is called with DoIP\_TpCancelReceive, the DoIP module shall call the SoAd\_TpCancelReceive function with the RxPduId that is retrieved via the according configured DoIPSoAdTcRxPduRef.] ()

## 7.5.2 Transmission of a TCP DoIP message

**[SWS\_DoIP\_00220]** [If the DoIP module needs to send a DoIP message that is not a diagnostic message on the TCP connection, the DoIP shall call the SoAd\_TpTransmit with the TxPduId containing the Id of the according socket, the PduInfoPtr.SduLength

set to the size of the data to be transmitted and lock the buffer to send.](SRS\_Eth\_00024)

Note: If the call to SoAd\_TpTransmit returns E\_OK the DoIP module shall consider that the data will be transmitted by subsequent calls to the DoIP\_SoAdTpCopyTxData.

**[SWS\_DoIP\_00223]** [If the call to SoAd\_TpTransmit returns E\_NOT\_OK the DoIP module shall discard the DoIP message.](SRS\_Eth\_00024)

**[SWS\_DoIP\_00224]** [If the function DoIP\_SoAdCopyTxData is called after a successful call to SoAd\_TpTransmit, with a valid id and the info.SduLength is set to 0 the DoIP shall return BUFREQ\_OK and set the parameter availableDataPtr to the total available data size of the current DoIP message to be transmitted.](SRS\_Eth\_00024)

**[SWS\_DoIP\_00225]** [If the function DoIP\_SoAdCopyTxData is called after a successful call to SoAd\_TpTransmit, with a valid id and the info.SduLength is not set to 0, the DoIP module shall copy the bytes specified in the info.SduLength to the info->SduDataPtr, return BUFREQ\_OK and set the parameter availableDataPtr to the total available data size of the current DoIP message after the copy process.](SRS\_Eth\_00024)

**[SWS\_DoIP\_00229]** [If the function DoIP\_SoAdTpTxConfirmation is called the DoIP module shall release the buffer related to the id.](SRS\_Eth\_00024)

**[SWS\_DoIP\_00230]** [If the function DoIP\_TpTransmit or DoIP\_IfTransmit is called and the data package is allowed to be sent according to the current DoIP protocol related information, the DoIP module shall return E\_OK.

- 1.) If the connection to the SoAd is idle, the DoIP shall call the SoAd\_TpTransmit function according to [SWS\_DoIP\_00284].
- 2.) If the connection to the SoAd is not idle, the DoIP shall store the transmission request and call SoAd\_TpTransmit according to [SWS\_DoIP\_00284] as soon as the connection is idle again.](SRS\_Eth\_00024)

**[SWS\_DoIP\_00284]** [To transmit a DoIP diagnostic message the DoIP shall assemble the DoIP header considering the information of the handed PduInfoPtr.SduLength and call SoAd\_TpTransmit with the TxPduld set to the according Pduld of the socket connection and the PduInfoPtr.SduLength set to the sum of the following lengths: DoIP header (8 Byte), the DoIP diagnostic message specific data (4 Byte) and received length of the call to DoIP\_TpTransmit or DoIP\_IfTransmit (PduInfoPtr.SduLength).](SRS\_Eth\_00024)

**[SWS\_DoIP\_00226]** [If the function DoIP\_TpTransmit or DoIP\_IfTransmit is called and the data package is not allowed according to the current DoIP protocol related information, the DoIP module shall return E\_NOT\_OK.](SRS\_Eth\_00024)

**[SWS\_DoIP\_00279]** [If the DoIPpduType of a DoIPpduRTxpdu is DOIP\_IFPDU, the content of the PDU provided by DoIP\_IfTransmit shall be stored completely in the DoIP internal buffer. If the buffer is too small, E\_NOT\_OK shall be returned immediately.](SRS\_Eth\_00024)



Note: If the function SoAd\_TpTransmit returns for the use case "diagnostic message" E\_OK, the DoIP module shall consider that the data will be transmitted by subsequent calls to the DoIP\_SoAdTpCopyTxData.

**[SWS\_DoIP\_00228]** [If the call to SoAd\_TpTransmit returns for the use case "diagnostic message" E\_NOT\_OK the DoIP module shall discard the DoIP message and, in case the DoIPpduType of the corresponding DoIPpduRTxPdu is DOIP\_TPPDU, call the PduR\_DoIPTpTxConfirmation with result set to E\_NOT\_OK.] ([SRS\\_Eth\\_00024](#))

**[SWS\_DoIP\_00231]** [If the function DoIP\_SoAdCopyTxData is called after a successful call to SoAd\_TpTransmit for the use case "diagnostic message", with a valid id and the info.SduLength is set to 0 the DoIP shall return BUFREQ\_OK and set the parameter availableDataPtr to the total available data size of the current buffered DoIP message to be transmitted.] ([SRS\\_Eth\\_00024](#))

Note: This means that only the length for the created DoIP header and the diagnostic SourceAddress/TargetAddress is returned and not the total data length.

**[SWS\_DoIP\_00232]** [If the function DoIP\_SoAdCopyTxData is called after a successful call to SoAd\_TpTransmit for the use case "diagnostic message" with a valid id and the info.SduLength is not set to 0, the DoIP module shall copy the bytes specified in the info.SduLength to the info->SduDataPtr. If the requested bytes are more than in the DoIP internal buffer, the DoIP shall call the PduR\_DoIPTpCopyTxData with the info.SduLength set to the remaining requested data bytes and the info-> SduDataPtr set to the position where the PduR shall continue to copy the data.] ([SRS\\_Eth\\_00024](#))

**[SWS\_DoIP\_00254]** [If the call to PduR\_DoIPTpCopyTxData returns BUFREQ\_OK or all the requested data was part of the DoIP internal buffer, the DoIP module shall return BUFREQ\_OK and set the parameter availableDataPtr to the remaining data size of the DoIP header and diagnostic SourceAddress/TargetAddress if they have not been copied completely or to the remaining data size returned from PduR\_DoIPTpCopyTxData.] ([SRS\\_Eth\\_00024](#))

**[SWS\_DoIP\_00233]** [If the DoIP module has copied via subsequent calls to DoIP\_SoAdTpCopyTxData for the use case "diagnostic message" all information stored in the DoIP internal buffer, the DoIP module shall forward all subsequent calls to DoIP\_SoAdTpCopyTxData/DoIP\_SoAdTpTxConfirmation for this transmission directly to the PduR using PduR\_DoIPTpCopyTxData/PduR\_DoIPTpTxConfirmation in case the DoIPpduRTxPdu is DOIP\_TPPDU and PduR\_DoIPIfTxConfirmation otherwise, and release the internal buffer for this transmission.] ([SRS\\_Eth\\_00024](#))

**[SWS\_DoIP\_00257]** [If the DoIP module is called with DoIP\_TpCancelTransmit or DoIP\_IfCancelTransmit, the DoIP module shall call the SoAd\_TpCancelTransmit function of the according SoAdTxPdul.] ([SRS\\_Eth\\_00024](#))

)

## 7.6 Error classification

### 7.6.1 Development Errors

#### [SWS\_DoIP\_00148] Definiton of development errors in module DoIP [

<i>Type of error</i>	<i>Related error code</i>	<i>Error value</i>
API service call without module initialization	DOIP_E_UNINIT	0x01
NULL-Pointer on any API call	DOIP_E_PARAM_POINTER	0x02
Wrong Lower Layer (SoAd) or Upper Layer (Pdu Router) Id received	DOIP_E_INVALID_PDU_SDU_ID	0x03
API call with invalid Parameter	DOIP_E_INVALID_PARAMETER	0x04
DoIP Init service call failure	DOIP_E_INIT_FAILED	0x05

]()

### 7.6.2 Runtime Errors

There are no runtime errors.

### 7.6.3 Transient Faults

There are no transient faults.

### 7.6.4 Production Errors

There are no production errors.

### 7.6.5 Extended Production Errors

There are no extended production errors.

## 8 API specification

### 8.1 Imported types

The following types shall be imported by the DoIP module from the modules given:

#### [SWS\_DoIP\_00020] Definition of imported datatypes of module DoIP [

Module	Header File	Imported Type
ComStack_Types	ComStack_Types.h	BufReq_ReturnType
	ComStack_Types.h	PduIdType
	ComStack_Types.h	PduInfoType
	ComStack_Types.h	PduLengthType
	ComStack_Types.h	RetryInfoType
	ComStack_Types.h	TpDataStateType
SoAd	SoAd.h	SoAd_SoConIdType
	SoAd.h	SoAd_SoConModeType
Std	Std_Types.h	Std_ReturnType
	Std_Types.h	Std_VersionInfoType
Tcplp	Tcplp.h	Tcplp_DomainType
	Tcplp.h	Tcplp_IpAddrAssignmentType
	Tcplp.h	Tcplp_IpAddrStateType
	Tcplp.h	Tcplp_SockAddrType

]() The following types are contained in the Rte\_DoIP\_Type.h header file, which is generated by the RTE generator:

#### [SWS\_DoIP\_00266] Definition of ImplementationDataType DoIP\_PowerStateType [

<b>Name</b>	DoIP_PowerStateType		
<b>Kind</b>	Type		
<b>Derived from</b>	uint8		
<b>Range</b>	DOIP_NOT_READY	0x00	DoIP Power Mode "not ready"
	DOIP_READY	0x01	DoIP Power Mode "ready"
	DOIP_NOT_SUPPORTED	0x02	DoIP Power Mode "not supported"
	0x03-0xFF	0x03-0xFF	Reserved
<b>Description</b>	Used for handling of the PowerMode in DoIP entity status requests		
<b>Variation</b>	-		
<b>Available via</b>	Rte_DoIP_Type.h		

]()

**[SWS\_DoIP\_00267] Definition of ImplementationDataType AuthenticationReqDataType\_{Name}** [

<b>Name</b>	AuthenticationReqDataType_{Name}		
<b>Kind</b>	Array	<b>Element type</b>	uint8
<b>Size</b>	{ecuc(DoIP/DoIPConfigSet/DoIPInterface/DoIPRoutingActivation/DoIPRoutingActivationAuthenticationCallback.DoIPRoutingActivationAuthenticationReqLength)} Elements		
<b>Description</b>	-		
<b>Variation</b>	Name = {ecuc(DoIP/DoIPConfigSet/DoIPInterface/DoIPRoutingActivation.SHORT-NAME)}		
<b>Available via</b>	Rte_DoIP_Type.h		

]()

**[SWS\_DoIP\_00268] Definition of ImplementationDataType AuthenticationResDataType\_{Name}** [

<b>Name</b>	AuthenticationResDataType_{Name}		
<b>Kind</b>	Array	<b>Element type</b>	uint8
<b>Size</b>	{ecuc(DoIP/DoIPConfigSet/DoIPRoutingActivation/DoIPRoutingActivationAuthenticationCallback.DoIPRoutingActivationAuthenticationResLength)} Elements		
<b>Description</b>	-		
<b>Variation</b>	Name = {ecuc(DoIP/DoIPConfigSet/DoIPRoutingActivation.SHORT-NAME)}		
<b>Available via</b>	Rte_DoIP_Type.h		

]()

**[SWS\_DoIP\_00269] Definition of ImplementationDataType ConfirmationReqDataType\_{Name}** [

<b>Name</b>	ConfirmationReqDataType_{Name}		
<b>Kind</b>	Array	<b>Element type</b>	uint8
<b>Size</b>	{ecuc(DoIP/DoIPConfigSet/DoIPRoutingActivation/DoIPRoutingActivationConfirmationCallback.DoIPRoutingActivationConfirmationReqLength)} Elements		
<b>Description</b>	-		
<b>Variation</b>	Name = {ecuc(DoIP/DoIPConfigSet/DoIPRoutingActivation.SHORT-NAME)}		
<b>Available via</b>	Rte_DoIP_Type.h		

]()

**[SWS\_DoIP\_00270] Definition of ImplementationDataType ConfirmationResDataType\_{Name}** [

<b>Name</b>	ConfirmationResDataType_{Name}		
<b>Kind</b>	Array	<b>Element type</b>	uint8
<b>Size</b>	{ecuc(DoIP/DoIPConfigSet/DoIPRoutingActivation/DoIPRoutingActivationConfirmationCallback.DoIPRoutingActivationConfirmationResLength)} Elements		
<b>Description</b>	-		
<b>Variation</b>	Name = {ecuc(DoIP/DoIPConfigSet/DoIPRoutingActivation.SHORT-NAME)}		
<b>Available via</b>	Rte_DoIP_Type.h		

]()

**[SWS\_DoIP\_00287] Definition of ImplementationDataType DoIP\_FurtherActionByteType** [

<b>Name</b>	DoIP_FurtherActionByteType		
<b>Kind</b>	Type		
<b>Derived from</b>	uint8		
<b>Range</b>	0x11..0xFF	–	Available for additional OEM-specific use
<b>Description</b>	Used to get the OEM specific Further Action Byte for the DoIP vehicle identification response/ vehicle announcement.		
<b>Variation</b>	–		
<b>Available via</b>	Rte_DoIP_Type.h		

] ([SRS\\_Eth\\_00026](#))

## 8.2 Type definitions

**[SWS\_DoIP\_00272]** [The value of DOIP\_E\_PENDING shall be 0x10.] ()

The following Data Types shall be used for the functions defined in this specification.

### 8.2.1 DoIP\_ConfigType

**[SWS\_DoIP\_00025] Definition of datatype DoIP\_ConfigType** [

<b>Name</b>	DoIP_ConfigType		
<b>Kind</b>	Structure		
<b>Elements</b>	Implementation specific		
	<b>Type</b>	–	
	<b>Comment</b>	The content of the configuration data structure is implementation specific	
<b>Description</b>	Configuration data structure of the DoIP module		
<b>Available via</b>	DoIPh		

] ()

## 8.3 Function definitions

This chapter contains a list of functions provided to upper layer modules.

### 8.3.1 DoIP\_TpTransmit

#### [SWS\_DoIP\_00022] Definition of API function DoIP\_TpTransmit [

<b>Service Name</b>	DoIP_TpTransmit	
<b>Syntax</b>	<pre>Std_ReturnType DoIP_TpTransmit (     PduIdType TxPduId,     const PduInfoType* PduInfoPtr )</pre>	
<b>Service ID [hex]</b>	0x53	
<b>Sync/Async</b>	Synchronous	
<b>Reentrancy</b>	Reentrant for different PduIds. Non reentrant for the same PduId.	
<b>Parameters (in)</b>	TxPduId	Identifier of the PDU to be transmitted
	PduInfoPtr	Length of and pointer to the PDU data and pointer to MetaData.
<b>Parameters (inout)</b>	None	
<b>Parameters (out)</b>	None	
<b>Return value</b>	Std_ReturnType	E_OK: Transmit request has been accepted. E_NOT_OK: Transmit request has not been accepted.
<b>Description</b>	Requests transmission of a PDU.	
<b>Available via</b>	DoIP.h	

] ([SRS\\_Eth\\_00024](#))

**[SWS\_DoIP\_00162]** [If development error detection is enabled: The function shall check that the service DoIP\_Init was previously called. If the check fails, the function shall raise the development error DOIP\_E\_UNINIT.]()

**[SWS\_DoIP\_00163]** [If development error detection is enabled: The function shall check if the TxPduId matches a configured DoIPduRTxPduId. If the check fails the function shall raise the development error DOIP\_E\_INVALID\_PDU\_SDU\_ID.]()

**[SWS\_DoIP\_00164]** [If development error detection is enabled: The function shall check if the PduInfoPtr is not a NULL\_PTR. If the check fails the function shall raise the development error DOIP\_E\_PARAM\_POINTER.]()

### 8.3.2 DoIP\_TpCancelTransmit

#### [SWS\_DoIP\_00023] Definition of API function DoIP\_TpCancelTransmit [

<b>Service Name</b>	DoIP_TpCancelTransmit	
<b>Syntax</b>	<pre>Std_ReturnType DoIP_TpCancelTransmit (     PduIdType TxPduId )</pre>	
<b>Service ID [hex]</b>	0x54	
<b>Sync/Async</b>	Synchronous	
<b>Reentrancy</b>	Reentrant for different PduIds. Non reentrant for the same PduId.	
<b>Parameters (in)</b>	TxPduId	-
<b>Parameters (inout)</b>	None	





<b>Parameters (out)</b>	None	
<b>Return value</b>	Std_ReturnType	E_OK: Cancellation was executed successfully by the destination module. E_NOT_OK: Cancellation was rejected by the destination module.
<b>Description</b>	Requests cancellation of an ongoing transmission of a PDU in a lower layer communication module. The call of this API to cancel an ongoing transmission will close the used TCP connection.	
<b>Available via</b>	DoIP.h	

](SRS\_Eth\_00024)

**[SWS\_DoIP\_00166]** [If development error detection is enabled: The function shall check that the service DoIP\_Init was previously called. If the check fails, the function shall raise the development error DOIP\_E\_UNINIT.]()

**[SWS\_DoIP\_00167]** [If development error detection is enabled: The function shall check if the TxPduld matches a configured DoIPPduRTxPduld. If the check fails the function shall raise the development error DOIP\_E\_INVALID\_PDU\_SDU\_ID.]()

### 8.3.3 DoIP\_TpCancelReceive

**[SWS\_DoIP\_00024]** Definition of API function DoIP\_TpCancelReceive [

<b>Service Name</b>	DoIP_TpCancelReceive	
<b>Syntax</b>	Std_ReturnType DoIP_TpCancelReceive ( PduIdType RxPduId )	
<b>Service ID [hex]</b>	0x4c	
<b>Sync/Async</b>	Synchronous	
<b>Reentrancy</b>	Non Reentrant	
<b>Parameters (in)</b>	RxPduld	Identification of the PDU to be cancelled.
<b>Parameters (inout)</b>	None	
<b>Parameters (out)</b>	None	
<b>Return value</b>	Std_ReturnType	E_OK: Cancellation was executed successfully by the destination module. E_NOT_OK: Cancellation was rejected by the destination module.
<b>Description</b>	Requests cancellation of an ongoing reception of a PDU in a lower layer transport protocol module. The call of this API to cancel an ongoing reception will close the used TCP connection.	
<b>Available via</b>	DoIP.h	

](SRS\_Eth\_00024)

**[SWS\_DoIP\_00169]** [If development error detection is enabled: The function shall check that the service DoIP\_Init was previously called. If the check fails, the function shall raise the development error DOIP\_E\_UNINIT.]()

**[SWS\_DoIP\_00170]** [If development error detection is enabled: The function shall check if the RxPduld matches a configured DoIPPduRRxPduld. If the check fails the function shall raise the development error DOIP\_E\_INVALID\_PDU\_SDU\_ID.]()

### 8.3.4 DoIP\_IfTransmit

#### [SWS\_DoIP\_00277] Definition of API function DoIP\_IfTransmit [

<b>Service Name</b>	DoIP_IfTransmit	
<b>Syntax</b>	Std_ReturnType DoIP_IfTransmit ( PduIdType TxPduId, const PduInfoType* PduInfoPtr )	
<b>Service ID [hex]</b>	0x49	
<b>Sync/Async</b>	Synchronous	
<b>Reentrancy</b>	Reentrant for different PduIds. Non reentrant for the same PduId.	
<b>Parameters (in)</b>	TxPduId	Identifier of the PDU to be transmitted
	PduInfoPtr	Length of and pointer to the PDU data and pointer to MetaData.
<b>Parameters (inout)</b>	None	
<b>Parameters (out)</b>	None	
<b>Return value</b>	Std_ReturnType	E_OK: Transmit request has been accepted. E_NOT_OK: Transmit request has not been accepted.
<b>Description</b>	Requests transmission of a PDU.	
<b>Available via</b>	DoIP.h	

]([SRS\\_Eth\\_00024](#))

### 8.3.5 DoIP\_IfCancelTransmit

#### [SWS\_DoIP\_00278] Definition of API function DoIP\_IfCancelTransmit [

<b>Service Name</b>	DoIP_IfCancelTransmit	
<b>Syntax</b>	Std_ReturnType DoIP_IfCancelTransmit ( PduIdType TxPduId )	
<b>Service ID [hex]</b>	0x4a	
<b>Sync/Async</b>	Synchronous	
<b>Reentrancy</b>	Reentrant for different PduIds. Non reentrant for the same PduId.	
<b>Parameters (in)</b>	TxPduId	Identification of the PDU to be cancelled.
<b>Parameters (inout)</b>	None	
<b>Parameters (out)</b>	None	
<b>Return value</b>	Std_ReturnType	E_OK: Cancellation was executed successfully by the destination module. E_NOT_OK: Cancellation was rejected by the destination module.
<b>Description</b>	Requests cancellation of an ongoing transmission of a PDU in a lower layer communication module.	
<b>Available via</b>	DoIP.h	

]([SRS\\_Eth\\_00024](#))



### 8.3.6 DoIP\_Init

#### [SWS\_DoIP\_00026] Definition of API function DoIP\_Init [

<b>Service Name</b>	DoIP_Init	
<b>Syntax</b>	<pre>void DoIP_Init (     const DoIP_ConfigType* DoIPConfigPtr )</pre>	
<b>Service ID [hex]</b>	0x01	
<b>Sync/Async</b>	Synchronous	
<b>Reentrancy</b>	Non Reentrant	
<b>Parameters (in)</b>	DoIPConfigPtr	Pointer to the configuration data of the DoIP module
<b>Parameters (inout)</b>	None	
<b>Parameters (out)</b>	None	
<b>Return value</b>	None	
<b>Description</b>	This service initializes all global variables of the DoIP module. After return of this service the Do IP module is operational.	
<b>Available via</b>	DoIP.h	

] ([SRS\\_Eth\\_00024](#))

### 8.3.7 DoIP\_GetVersionInfo

#### [SWS\_DoIP\_00027] Definition of API function DoIP\_GetVersionInfo [

<b>Service Name</b>	DoIP_GetVersionInfo	
<b>Syntax</b>	<pre>void DoIP_GetVersionInfo (     Std_VersionInfoType* versioninfo )</pre>	
<b>Service ID [hex]</b>	0x00	
<b>Sync/Async</b>	Synchronous	
<b>Reentrancy</b>	Reentrant	
<b>Parameters (in)</b>	None	
<b>Parameters (inout)</b>	None	
<b>Parameters (out)</b>	versioninfo	Pointer to where to store the version information of this module.
<b>Return value</b>	None	
<b>Description</b>	Returns the version information of this module.	
<b>Available via</b>	DoIP.h	

] ([SRS\\_BSW\\_00407](#), [SRS\\_BSW\\_00411](#))

**[SWS\_DoIP\_00172]** [If development error detection is enabled: The function shall check if the versioninfo is not a NULL\_PTR. If the check fails the function shall raise the development error DOIP\_E\_PARAM\_POINTER.]()

((SRS\_BSW\_00323, SRS\_BSW\_00386)

**[SWS\_DoIP\_00030]** [If source code for caller and callee of DoIP\_GetVersionInfo is available, the DoIP module should realize DoIP\_GetVersionInfo as a macro, defined in the module's header file.]()

### 8.3.8 DoIP\_ActivationLineSwitch

#### [SWS\_DoIP\_91000] Definition of API function DoIP\_ActivationLineSwitch [

<b>Service Name</b>	DoIP_ActivationLineSwitch	
<b>Syntax</b>	<pre>void DoIP_ActivationLineSwitch (     uint8 InterfaceId ,     boolean* Active )</pre>	
<b>Service ID [hex]</b>	0x0e	
<b>Sync/Async</b>	Synchronous	
<b>Reentrancy</b>	Non Reentrant	
<b>Parameters (in)</b>	Interfaceld	Identifier of the DoIP interface for which DoIP_ActivationLineSwitch function is called.
<b>Parameters (inout)</b>	Active	Boolean value acting as input parameter to request active/inactive status of the given DoIP Interface and acts as an output parameter indicating the activation line status.
<b>Parameters (out)</b>	None	
<b>Return value</b>	None	
<b>Description</b>	This function is to be used by integrators to inform the DoIP implementation about the status of the activation line of a DoIP interface with given Interfaceld.	
<b>Available via</b>	DoIP.h	

]()

**[SWS\_DoIP\_00285]** [If development error detection is enabled: The function shall check that the service DoIP\_Init was previously called. If the check fails, the function shall raise the development error DOIP\_E\_UNINIT.]()

**[SWS\_DoIP\_00302]** [If development error detection is enabled DoIP\_ActivationLineSwitch (Interfaceld,\*Active) shall check if interface identified by Interfaceld actually exists and DoIPInterfaceActLineCtrl is set to TRUE. If the check fails, the function shall raise the development error DOIP\_E\_INVALID\_PARAMETER.]()

**[SWS\_DoIP\_00303]** [If development error detection is enabled call to DoIP\_ActivationLineSwitch shall check if the interface identified by Interfaceld actually exists. If the check fails, the function shall raise the development error DOIP\_E\_INVALID\_PARAMETER.]()

### 8.3.9 DoIP\_TriggerVehicleAnnouncement

#### [SWS\_DoIP\_91002] Definition of API function DoIP\_TriggerVehicleAnnouncement [

<b>Service Name</b>	DoIP_TriggerVehicleAnnouncement	
<b>Syntax</b>	<pre>void DoIP_TriggerVehicleAnnouncement (     uint8 InterfaceId )</pre>	
<b>Service ID [hex]</b>	0x0d	





<b>Sync/Async</b>	Asynchronous	
<b>Reentrancy</b>	Non Reentrant	
<b>Parameters (in)</b>	Interfaceld	Identifier of the DoIP interface for which DoIP_TriggerVehicle Announcement is called.
<b>Parameters (inout)</b>	None	
<b>Parameters (out)</b>	None	
<b>Return value</b>	None	
<b>Description</b>	This function is used to notify the DoIP module to start vehicle announcement for DoIP interfaces with given Interfaceld. This function is just a trigger to start the DoIPInitialVehicle AnnouncementTime timeout.	
<b>Available via</b>	DoIP.h	

]()

**[SWS\_DoIP\_00304]** [If development error detection is enabled DoIP\_TriggerVehicleAnnouncement shall check if the interface identified by Interfaceld is configured with DoIPInterfaceActLineCtrl set to FALSE. If the check fails the function shall raise the development error DOIP\_E\_INVALID\_PARAMETER.]()

**[SWS\_DoIP\_00305]** [If development error detection is enabled call to DoIP\_TriggerVehicleAnnouncement shall check if the interface identified by Interfaceld actually exists. If the check fails, the function shall raise the development error DOIP\_E\_INVALID\_PARAMETER.]()

## 8.4 Call-back notifications

In AUTOSAR, the functions a module provides to layers which are placed below the module in the AUTOSAR software layer model, are called 'call-back functions'. Generally, a software entity A (DoIP), which, in order to be informed about some event C in software entity B (SoAd), is registered as interested in event C at software entity B by calling a register mechanism B provides, and is called by entity B if event C occurs.

This chapter contains a list of Call-Back functions which are called by the lower layer SoAd module.

### 8.4.1 DoIP\_SoAdTpCopyTxData

#### [SWS\_DoIP\_00031] Definition of callback function DoIP\_SoAdTpCopyTxData [

<b>Service Name</b>	DoIP_SoAdTpCopyTxData	
<b>Syntax</b>	<pre>BufReq_ReturnType DoIP_SoAdTpCopyTxData (     PduIdType id,     const PduInfoType* info,     const RetryInfoType* retry,     PduLengthType* availableDataPtr )</pre>	
<b>Service ID [hex]</b>	0x43	
<b>Sync/Async</b>	Synchronous	
<b>Reentrancy</b>	Reentrant	
<b>Parameters (in)</b>	id	Identification of the transmitted I-PDU.
	info	Provides the destination buffer (SduDataPtr) and the number of bytes to be copied (SduLength). If not enough transmit data is available, no data is copied by the upper layer module and BUFREQ_E_BUSY is returned. The lower layer module may retry the call. An SduLength of 0 can be used to indicate state changes in the retry parameter or to query the current amount of available data in the upper layer module. In this case, the SduDataPtr may be a NULL_PTR.
	retry	<p>This parameter is used to acknowledge transmitted data or to retransmit data after transmission problems.</p> <p>If the retry parameter is a NULL_PTR, it indicates that the transmit data can be removed from the buffer immediately after it has been copied. Otherwise, the retry parameter must point to a valid RetryInfoType element.</p> <p>If TpDataState indicates TP_CONFPENDING, the previously copied data must remain in the TP buffer to be available for error recovery. TP_DATACONF indicates that all data that has been copied before this call is confirmed and can be removed from the TP buffer. Data copied by this API call is excluded and will be confirmed later. TP_DATARETRY indicates that this API call shall copy previously copied data in order to recover from an error. In this case TxTpDataCnt specifies the offset in bytes from the current data copy position.</p>
<b>Parameters (inout)</b>	None	
<b>Parameters (out)</b>	availableDataPtr	Indicates the remaining number of bytes that are available in the upper layer module's Tx buffer. availableDataPtr can be used by TP modules that support dynamic payload lengths (e.g. FrIsoTp) to determine the size of the following CFs.
<b>Return value</b>	BufReq_ReturnType	<p>BUFREQ_OK: Data has been copied to the transmit buffer completely as requested.</p> <p>BUFREQ_E_BUSY: Request could not be fulfilled, because the required amount of Tx data is not available. The lower layer module may retry this call later on. No data has been copied.</p> <p>BUFREQ_E_NOT_OK: Data has not been copied. Request failed.</p>
<b>Description</b>	This function is called to acquire the transmit data of an I-PDU segment (N-PDU). Each call to this function provides the next part of the I-PDU data unless retry->TpDataState is TP_DATARETRY. In this case the function restarts to copy the data beginning at the offset from the current position indicated by retry->TxTpDataCnt. The size of the remaining data is written to the position indicated by availableDataPtr.	
<b>Available via</b>	DoIP.h	

](SRS\_Eth\_00024)

**[SWS\_DoIP\_00175]** [If development error detection is enabled: The function shall check that the service DoIP\_Init was previously called. If the check fails, the function shall raise the development error DOIP\_E\_UNINIT.]()

**[SWS\_DoIP\_00176]** [If development error detection is enabled: The function shall check if the id matches a configured DoIPSoAdTpTxPduld. If the check fails the function shall raise the development error DOIP\_E\_INVALID\_PDU\_SDU\_ID.]()

**[SWS\_DoIP\_00177]** [If development error detection is enabled: The function shall check that neither the info nor the availableDataPtr are a NULL\_PTR. If the check fails the function shall raise the development error DOIP\_E\_PARAM\_POINTER.]()

**[SWS\_DoIP\_00178]** [If development error detection is enabled: The function shall check if the retry is a NULL\_PTR. If the check fails the function shall raise the development error DOIP\_E\_INVALID\_PARAMETER.]()

## 8.4.2 DoIP\_SoAdTpTxConfirmation

**[SWS\_DoIP\_00032] Definition of callback function DoIP\_SoAdTpTxConfirmation**

[

<b>Service Name</b>	DoIP_SoAdTpTxConfirmation	
<b>Syntax</b>	<pre>void DoIP_SoAdTpTxConfirmation (     PduIdType id,     Std_ReturnType result )</pre>	
<b>Service ID [hex]</b>	0x48	
<b>Sync/Async</b>	Synchronous	
<b>Reentrancy</b>	Reentrant	
<b>Parameters (in)</b>	id	Identification of the transmitted I-PDU.
	result	E_OK: The PDU was transmitted. E_NOT_OK: Transmission of the PDU failed.
<b>Parameters (inout)</b>	None	
<b>Parameters (out)</b>	None	
<b>Return value</b>	None	
<b>Description</b>	This function is called after the I-PDU has been transmitted on its network, the result indicates whether the transmission was successful or not.	
<b>Available via</b>	DoIP.h	

] ([SRS\\_Eth\\_00024](#))

**[SWS\_DoIP\_00180]** [If development error detection is enabled: The function shall check that the service DoIP\_Init was previously called. If the check fails, the function shall raise the development error DOIP\_E\_UNINIT.]()

**[SWS\_DoIP\_00181]** [If development error detection is enabled: The function shall check if the id matches a configured DoIPSoAdTpTxPduld. If the check fails the function shall raise the development error DOIP\_E\_INVALID\_PDU\_SDU\_ID.]()

**[SWS\_DoIP\_00182]** [If development error detection is enabled: The function shall check if the result is valid. If the check fails the function shall raise the development error DOIP\_E\_INVALID\_PARAMETER.]()

### 8.4.3 DoIP\_SoAdTpCopyRxData

**[SWS\_DoIP\_00033]** Definition of callback function DoIP\_SoAdTpCopyRxData [

<b>Service Name</b>	DoIP_SoAdTpCopyRxData	
<b>Syntax</b>	<pre>BufReq_ReturnType DoIP_SoAdTpCopyRxData (     PduIdType id,     const PduInfoType* info,     PduLengthType* bufferSizePtr )</pre>	
<b>Service ID [hex]</b>	0x44	
<b>Sync/Async</b>	Synchronous	
<b>Reentrancy</b>	Reentrant	
<b>Parameters (in)</b>	id	Identification of the received I-PDU.
	info	Provides the source buffer (SduDataPtr) and the number of bytes to be copied (SduLength). An SduLength of 0 can be used to query the current amount of available buffer in the upper layer module. In this case, the SduDataPtr may be a NULL_PTR.
<b>Parameters (inout)</b>	None	
<b>Parameters (out)</b>	bufferSizePtr	Available receive buffer after data has been copied.
<b>Return value</b>	BufReq_ReturnType	BUFREQ_OK: Data copied successfully BUFREQ_E_NOT_OK: Data was not copied because an error occurred.
<b>Description</b>	This function is called to provide the received data of an I-PDU segment (N-PDU) to the upper layer. Each call to this function provides the next part of the I-PDU data. The size of the remaining buffer is written to the position indicated by bufferSizePtr.	
<b>Available via</b>	DoIP.h	

] ([SRS\\_Eth\\_00024](#))

**[SWS\_DoIP\_00183]** [If development error detection is enabled: The function shall check that the service DoIP\_Init was previously called. If the check fails, the function shall raise the development error DOIP\_E\_UNINIT.]()

**[SWS\_DoIP\_00036]** [If development error detection is enabled: The function shall check if the id matches a configured DoIPSoAdTpRxPduId. If the check fails the function shall raise the development error DOIP\_E\_INVALID\_PDU\_SDU\_ID.]()

**[SWS\_DoIP\_00184]** [If development error detection is enabled: The function shall check that neither the info nor the bufferSizePtr are a NULL\_PTR. If the check fails, the function shall raise the development error DOIP\_E\_PARAM\_POINTER.]()

#### 8.4.4 DoIP\_SoAdTpStartOfReception

##### [SWS\_DoIP\_00037] Definition of callback function DoIP\_SoAdTpStartOfReception

<b>Service Name</b>	DoIP_SoAdTpStartOfReception	
<b>Syntax</b>	<pre>BufReq_ReturnType DoIP_SoAdTpStartOfReception (     PduIdType id,     const PduInfoType* info,     PduLengthType TpSduLength,     PduLengthType* bufferSizePtr )</pre>	
<b>Service ID [hex]</b>	0x46	
<b>Sync/Async</b>	Synchronous	
<b>Reentrancy</b>	Reentrant	
<b>Parameters (in)</b>	id	Identification of the I-PDU.
	info	Pointer to a PduInfoType structure containing the payload data (without protocol information) and payload length of the first frame or single frame of a transport protocol I-PDU reception, and the MetaData related to this PDU. If neither first/single frame data nor MetaData are available, this parameter is set to NULL_PTR.
	TpSduLength	Total length of the N-SDU to be received.
<b>Parameters (inout)</b>	None	
<b>Parameters (out)</b>	bufferSizePtr	Available receive buffer in the receiving module. This parameter will be used to compute the Block Size (BS) in the transport protocol module.
<b>Return value</b>	BufReq_ReturnType	BUFREQ_OK: Connection has been accepted. bufferSizePtr indicates the available receive buffer; reception is continued. If no buffer of the requested size is available, a receive buffer size of 0 shall be indicated by bufferSizePtr. BUFREQ_E_NOT_OK: Connection has been rejected; reception is aborted. bufferSizePtr remains unchanged. BUFREQ_E_OVFL: No buffer of the required length can be provided; reception is aborted. bufferSizePtr remains unchanged.
<b>Description</b>	This function is called at the start of receiving an N-SDU. The N-SDU might be fragmented into multiple N-PDUs (FF with one or more following CFs) or might consist of a single N-PDU (SF). The service shall provide the currently available maximum buffer size when invoked with TpSduLength equal to 0.	
<b>Available via</b>	DoIP.h	

](SRS\_Eth\_00024)

**[SWS\_DoIP\_00186]** [If development error detection is enabled: The function shall check that the service DoIP\_Init was previously called. If the check fails, the function shall raise the development error DOIP\_E\_UNINIT.]()

**[SWS\_DoIP\_00187]** [If development error detection is enabled: The function shall check if the id matches a configured DoIPSoAdTpRxPduId. If the check fails the function shall raise the development error DOIP\_E\_INVALID\_PDU\_SDU\_ID.]()

**[SWS\_DoIP\_00188]** [If development error detection is enabled: The function shall check if the bufferSizePtr is not a NULL\_PTR. If the check fails the function shall raise the development error DOIP\_E\_PARAM\_POINTER.]()

**[SWS\_DoIP\_00189]** [If development error detection is enabled: The function shall check if the TpSduLength is not 0. If TpSduLength is not 0 the function shall raise the development error DOIP\_E\_INVALID\_PARAMETER.]()

Note: This is because SoAd will call the DoIP module only once with the TpSduLength set to 0 after the TCP connection has been established.

### 8.4.5 DoIP\_SoAdTpRxIndication

#### [SWS\_DoIP\_00038] Definition of callback function DoIP\_SoAdTpRxIndication [

<b>Service Name</b>	DoIP_SoAdTpRxIndication	
<b>Syntax</b>	<pre>void DoIP_SoAdTpRxIndication (     PduIdType id,     Std_ReturnType result )</pre>	
<b>Service ID [hex]</b>	0x45	
<b>Sync/Async</b>	Synchronous	
<b>Reentrancy</b>	Reentrant	
<b>Parameters (in)</b>	id	Identification of the received I-PDU.
	result	E_OK: The PDU was received. E_NOT_OK: Reception of the PDU failed.
<b>Parameters (inout)</b>	None	
<b>Parameters (out)</b>	None	
<b>Return value</b>	None	
<b>Description</b>	Called after an I-PDU has been received via the TP API, the result indicates whether the transmission was successful or not.	
<b>Available via</b>	DoIP.h	

] ([SRS\\_Eth\\_00024](#))

**[SWS\_DoIP\_00190]** [If development error detection is enabled: The function shall check that the service DoIP\_Init was previously called. If the check fails, the function shall raise the development error DOIP\_E\_UNINIT.]()

**[SWS\_DoIP\_00191]** [If development error detection is enabled: The function shall check if the id matches a configured DoIPSoAdTcRxPduId. If the check fails the function shall raise the development error DOIP\_E\_INVALID\_PDU\_SDU\_ID.]()

**[SWS\_DoIP\_00192]** [If development error detection is enabled: The function shall check if the result is valid. If the check fails the function shall raise the development error DOIP\_E\_INVALID\_PARAMETER.]()



### 8.4.6 DoIP\_SoAdIfRxIndication

#### [SWS\_DoIP\_00244] Definition of callback function DoIP\_SoAdIfRxIndication [

<b>Service Name</b>	DoIP_SoAdIfRxIndication	
<b>Syntax</b>	<pre>void DoIP_SoAdIfRxIndication (     PduIdType RxPduId,     const PduInfoType* PduInfoPtr )</pre>	
<b>Service ID [hex]</b>	0x42	
<b>Sync/Async</b>	Synchronous	
<b>Reentrancy</b>	Reentrant for different Pdulds. Non reentrant for the same PduId.	
<b>Parameters (in)</b>	RxPduId	ID of the received PDU.
	PduInfoPtr	Contains the length (SduLength) of the received PDU, a pointer to a buffer (SduDataPtr) containing the PDU, and the MetaData related to this PDU.
<b>Parameters (inout)</b>	None	
<b>Parameters (out)</b>	None	
<b>Return value</b>	None	
<b>Description</b>	Indication of a received PDU from a lower layer communication interface module.	
<b>Available via</b>	DoIP.h	

] ([SRS\\_Eth\\_00024](#))

**[SWS\_DoIP\_00246]** [If development error detection is enabled: The function shall check that the service DoIP\_Init was previously called. If the check fails, the function shall raise the development error DOIP\_E\_UNINIT.]()

**[SWS\_DoIP\_00247]** [If development error detection is enabled: The function shall check if the RxPduId matches a configured DoIPSoAdUdpRxPduId. If the check fails the function shall raise the development error DOIP\_E\_INVALID\_PDU\_SDU\_ID.]()

**[SWS\_DoIP\_00248]** [If development error detection is enabled: The function shall check the validity of the PduInfoPtr and call the DET with DOIP\_E\_PARAM\_POINTER error id if it is a NULL\_PTR.]()

### 8.4.7 DoIP\_SoAdIfTxConfirmation

#### [SWS\_DoIP\_00245] Definition of callback function DoIP\_SoAdIfTxConfirmation [

<b>Service Name</b>	DoIP_SoAdIfTxConfirmation	
<b>Syntax</b>	<pre>void DoIP_SoAdIfTxConfirmation (     PduIdType TxPduId,     Std_ReturnType result )</pre>	
<b>Service ID [hex]</b>	0x40	
<b>Sync/Async</b>	Synchronous	
<b>Reentrancy</b>	Reentrant for different Pdulds. Non reentrant for the same PduId.	
<b>Parameters (in)</b>	TxPduId	ID of the PDU that has been transmitted.



△

	result	E_OK: The PDU was transmitted. E_NOT_OK: Transmission of the PDU failed.
<b>Parameters (inout)</b>	None	
<b>Parameters (out)</b>	None	
<b>Return value</b>	None	
<b>Description</b>	The lower layer communication interface module confirms the transmission of a PDU, or the failure to transmit a PDU.	
<b>Available via</b>	DoIP.h	

]([SRS\\_Eth\\_00024](#))

**[SWS\_DoIP\_00249]** [If development error detection is enabled: The function shall check that the service DoIP\_Init was previously called. If the check fails, the function shall raise the development error DOIP\_E\_UNINIT.]()

**[SWS\_DoIP\_00250]** [If development error detection is enabled: The function shall check if the TxPduld matches a configured DoIPSoAdUdpTxPduld. If the check fails the function shall raise the development error DOIP\_E\_INVALID\_PDU\_SDU\_ID.]()

#### 8.4.8 DoIP\_SoConModeChg

**[SWS\_DoIP\_00039]** Definition of callback function DoIP\_SoConModeChg [

<b>Service Name</b>	DoIP_SoConModeChg	
<b>Syntax</b>	<pre>void DoIP_SoConModeChg (     SoAd_SoConIdType SoConId,     SoAd_SoConModeType Mode )</pre>	
<b>Service ID [hex]</b>	0x0b	
<b>Sync/Async</b>	Synchronous	
<b>Reentrancy</b>	Reentrant for different SoConIds. Non reentrant for the same SoConId.	
<b>Parameters (in)</b>	SoConId	socket connection index specifying the socket connection with the mode change.
	Mode	new mode
<b>Parameters (inout)</b>	None	
<b>Parameters (out)</b>	None	
<b>Return value</b>	None	
<b>Description</b>	Notification about a SoAd socket connection state change, e.g. socket connection gets online	
<b>Available via</b>	DoIP.h	

]([SRS\\_Eth\\_00081](#), [SRS\\_Eth\\_00028](#))

**[SWS\_DoIP\_00193]** [If development error detection is enabled: The function shall check that the service DoIP\_Init was previously called. If the check fails, the function shall raise the development error DOIP\_E\_UNINIT.]()

**[SWS\_DoIP\_00194]** [If development error detection is enabled: The function shall check if the SoConId and Mode are valid. If the check fails the function shall raise the development error DOIP\_E\_INVALID\_PARAMETER.]()

## 8.4.9 DoIP\_LocalIpAddrAssignmentChg

### [SWS\_DoIP\_00040] Definition of callback function DoIP\_LocalIpAddrAssignmentChg

<b>Service Name</b>	DoIP_LocalIpAddrAssignmentChg	
<b>Syntax</b>	<pre>void DoIP_LocalIpAddrAssignmentChg (     SoAd_SoConIdType SoConId,     TcpIp_IpAddrStateType State )</pre>	
<b>Service ID [hex]</b>	0x0c	
<b>Sync/Async</b>	Synchronous	
<b>Reentrancy</b>	Reentrant for different SoConIds. Non reentrant for the same SoConId.	
<b>Parameters (in)</b>	SoConId	socket connection index specifying the socket connection where the IP address assignment has changed
	State	state of IP address assignment
<b>Parameters (inout)</b>	None	
<b>Parameters (out)</b>	None	
<b>Return value</b>	None	
<b>Description</b>	This function gets called by the SoAd if an IP address assignment related to a socket connection changes (i.e. new address assigned or assigned address becomes invalid).	
<b>Available via</b>	DoIP.h	

]([SRS\\_Eth\\_00081](#), [SRS\\_Eth\\_00028](#))

**[SWS\_DoIP\_00195]** [If development error detection is enabled: The function shall check that the service DoIP\_Init was previously called. If the check fails, the function shall raise the development error DOIP\_E\_UNINIT.]()

**[SWS\_DoIP\_00196]** [If development error detection is enabled: The function shall check if the SoConId and State are valid. If the check fails the function shall raise the development error DOIP\_E\_INVALID\_PARAMETER.]()

## 8.5 Scheduled functions

The Basic Software Scheduler within the Rte [8] directly calls these functions. The following functions shall have no return value and no parameter. All functions shall be non reentrant.

## 8.5.1 DoIP\_MainFunction

### [SWS\_DoIP\_00041] Definition of scheduled function DoIP\_MainFunction [

<b>Service Name</b>	DoIP_MainFunction
<b>Syntax</b>	void DoIP_MainFunction ( void )
<b>Service ID [hex]</b>	0x02
<b>Description</b>	Schedules the Diagnostic over IP module. (Entry point for scheduling)
<b>Available via</b>	SchM_DoIP.h

]()

[SWS\_DoIP\_00042] [The main function for scheduling the DoIP module (Entry point for scheduling) shall be called by the Schedule Manager according to the configured call period.]()

[SWS\_DoIP\_00043] [The call period of the DoIP\_MainFunction() is determined by the configuration parameter DoIPMainFunctionPeriod.]()

## 8.6 Expected Interfaces

In this chapter all interfaces required from other modules are listed.

### 8.6.1 Mandatory Interfaces

This chapter defines all interfaces which are required to fulfill the core functionality of the module.

### [SWS\_DoIP\_00044] Definition of mandatory interfaces in module DoIP [

<b>API Function</b>	<b>Header File</b>	<b>Description</b>
Dcm_GetVin	Dcm.h	Function to get the VIN (as defined in SAE J1979-DA)
PduR_DoIPTpCopyRxData	PduR_DoIPTp.h	This function is called to provide the received data of an I-PDU segment (N-PDU) to the upper layer. Each call to this function provides the next part of the I-PDU data. The size of the remaining buffer is written to the position indicated by bufferSizePtr.
PduR_DoIPTpCopyTxData	PduR_DoIPTp.h	This function is called to acquire the transmit data of an I-PDU segment (N-PDU). Each call to this function provides the next part of the I-PDU data unless retry->TpDataState is TP_DATARETRY. In this case the function restarts to copy the data beginning at the offset from the current position indicated by retry->TxTpDataCnt. The size of the remaining data is written to the position indicated by availableDataPtr.





<i>API Function</i>	<i>Header File</i>	<i>Description</i>
PduR_DoIPTpRxIndication	PduR_DoIPTp.h	Called after an I-PDU has been received via the TP API, the result indicates whether the transmission was successful or not.
PduR_DoIPTpStartOfReception	PduR_DoIPTp.h	This function is called at the start of receiving an N-SDU. The N-SDU might be fragmented into multiple N-PDUs (FF with one or more following CFs) or might consist of a single N-PDU (SF). The service shall provide the currently available maximum buffer size when invoked with TpSdu Length equal to 0.
PduR_DoIPTpTxConfirmation	PduR_DoIPTp.h	This function is called after the I-PDU has been transmitted on its network, the result indicates whether the transmission was successful or not.
SoAd_CloseSoCon	SoAd.h	This service closes the socket connection specified by SoConId.
SoAd_GetPhysAddr	SoAd.h	Retrieves the physical source address of the EthIf controller used by the SoAd socket connection specified by SoConId.
SoAd_GetSoConId	SoAd.h	Returns socket connection index related to the specified TxPduld.
SoAd_IfTransmit	SoAd.h	Requests transmission of a PDU.
SoAd_OpenSoCon	SoAd.h	This service opens the socket connection specified by SoConId.
SoAd_ReadDhcpHostNameOption	SoAd.h	By this API service an upper layer of the SoAd can read the currently configured hostname, i.e. FQDN option in the DHCP submodule of the TCP/IP stack.
SoAd_ReleaselpAddrAssignment	SoAd.h	By this API service the local IP address assignment used for the socket connection specified by SoConId is released.
SoAd_RequestIpAddrAssignment	SoAd.h	By this API service the local IP address assignment which shall be used for the socket connection specified by SoConId is initiated.
SoAd_TpTransmit	SoAd.h	Requests transmission of a PDU.
SoAd_WriteDhcpHostNameOption	SoAd.h	By this API service an upper layer of the SoAd can set the hostname, i.e. FQDN option in the DHCP submodule of the TCP/IP stack.

]()

## 8.6.2 Optional Interfaces

This chapter defines all interfaces which are required by the DoIP module to fulfill an optional functionality of the DoIP module.

### [SWS\_DoIP\_00045] Definition of optional interfaces in module DoIP [

<i>API Function</i>	<i>Header File</i>	<i>Description</i>
Det_ReportError	Det.h	Service to report development errors.
PduR_DoIPIfTxConfirmation	PduR_DoIPIf.h	The lower layer communication interface module confirms the transmission of a PDU, or the failure to transmit a PDU.

]() Note: The PduR\_DoIPIfTxConfirmation optional interface is needed only if the DoIP\_PduType is set to DOIP\_IFPDU for at least one Tx PDU, which is the case when UUDT frames are sent via Ethernet

### 8.6.3 Configurable interfaces

In this chapter all interfaces are listed where the target function could be configured. The target function is usually a call-back function. The names of these kind of interfaces is not fixed because they are configurable.

#### 8.6.3.1 <User>\_DoIPGetPowerModeCallback

**[SWS\_DoIP\_00047] Definition of configurable interface <User>\_DoIPGetPowerModeCallback** [

<b>Service Name</b>	<User>_DoIPGetPowerModeCallback	
<b>Syntax</b>	Std_ReturnType <User>_DoIPGetPowerModeCallback ( DoIP_PowerStateType* PowerStateReady )	
<b>Sync/Async</b>	Synchronous	
<b>Reentrancy</b>	Don't care	
<b>Parameters (in)</b>	None	
<b>Parameters (inout)</b>	None	
<b>Parameters (out)</b>	PowerStateReady	Pointer containing the information of the PowerModeStatus. Only valid if the return value equals E_OK.
<b>Return value</b>	Std_ReturnType	E_OK: PowerStateReady contains valid information E_NOT_OK: PowerStateReady contains no valid information
<b>Description</b>	Callback function to check if the PowerMode of the DoIP entity is ready or not.	
<b>Available via</b>	DoIP_Externals.h	

] ([SRS\\_Eth\\_00080](#))

#### 8.6.3.2 <User>\_DoIPRoutingActivationConfirmation

**[SWS\_DoIP\_00048] Definition of configurable interface <User>\_DoIPRoutingActivationConfirmation** [

<b>Service Name</b>	<User>_DoIPRoutingActivationConfirmation	
<b>Syntax</b>	Std_ReturnType <User>_DoIPRoutingActivationConfirmation ( boolean* Confirmed, const uint8* ConfirmationReqData, uint8* ConfirmationResData )	
<b>Sync/Async</b>	Synchronous	





<b>Reentrancy</b>	Don't care	
<b>Parameters (in)</b>	ConfirmationReqData	Pointer to OEM specific bytes for Routing activation request. Only needed if DoIPRoutingActivationConfirmationReqLength is not 0.
<b>Parameters (inout)</b>	None	
<b>Parameters (out)</b>	Confirmed	Pointer containing the information if Confirmation was successful (TRUE) or not (FALSE). Only valid if the return value equals E_OK.
	ConfirmationResData	Pointer to OEM specific bytes for Response on Routing activation. Only needed if DoIPRoutingActivationConfirmationResLength if not 0. Contains valid data if function return with E_OK.
<b>Return value</b>	Std_ReturnType	E_OK: Confirmed and ConfirmationResData contain valid Data. DOIP_E_PENDING: Confirmation still running. Call next DoIP_MainFunction cycle again. E_NOT_OK: Confirmed and/or ConfirmationResData do not contain valid information.
<b>Description</b>	Callback function to get the confirmation for the Routing Activation.	
<b>Available via</b>	DoIP_Externals.h	

](SRS\_Eth\_00084)

### 8.6.3.3 <User>\_DoIPRoutingActivationAuthentication

[SWS\_DoIP\_00049] Definition of configurable interface <User>\_DoIPRoutingActivationAuthentication [

<b>Service Name</b>	<User>_DoIPRoutingActivationAuthentication	
<b>Syntax</b>	Std_ReturnType <User>_DoIPRoutingActivationAuthentication ( boolean* Authenticated, const uint8* AuthenticationReqData, uint8* AuthenticationResData )	
<b>Sync/Async</b>	Synchronous	
<b>Reentrancy</b>	Don't care	
<b>Parameters (in)</b>	AuthenticationReqData	Pointer to OEM specific bytes for Routing activation request. Only needed if DoIPRoutingActivationAuthenticationReqLength is not 0.
<b>Parameters (inout)</b>	None	
<b>Parameters (out)</b>	Authenticated	Pointer containing the information if Confirmation was successful (TRUE) or not (FALSE). Only valid if the return value equals E_OK.
	AuthenticationResData	Pointer to OEM specific bytes for Response on Routing activation. Only needed if DoIPRoutingActivationAuthenticationResLength if not 0. Contains valid data if function return with E_OK.
<b>Return value</b>	Std_ReturnType	E_OK: Authenticated and AuthenticationResData contain valid Data. DOIP_E_PENDING: Authentication still running. Call next DoIP_MainFunction cycle again. E_NOT_OK: Authenticated and/or AuthenticationResData do not contain valid information.
<b>Description</b>	Callback function to get the confirmation for the Routing Activation.	
<b>Available via</b>	DoIP_Externals.h	

](SRS\_Eth\_00084)

### 8.6.3.4 <User>\_DoIPTriggerGidSyncCallback

#### [SWS\_DoIP\_00050] Definition of configurable interface <User>\_DoIPTriggerGidSyncCallback [

<b>Service Name</b>	<User>_DoIPTriggerGidSyncCallback	
<b>Syntax</b>	Std_ReturnType <User>_DoIPTriggerGidSyncCallback ( void )	
<b>Sync/Async</b>	Synchronous	
<b>Reentrancy</b>	Don't care	
<b>Parameters (in)</b>	None	
<b>Parameters (inout)</b>	None	
<b>Parameters (out)</b>	None	
<b>Return value</b>	Std_ReturnType	E_OK: GroupIdentifier Synchronization was triggered E_NOT_OK: GroupIdentifier Synchronization could not be triggered so try again next MainFunction
<b>Description</b>	Function is used in the case that DoIPVinGIDMaster is set to true and a container DoIPTriggerGidSyncCallback is configured to trigger the synchronization process of the GroupIdentifier.	
<b>Available via</b>	DoIP_Externals.h	

](SRS\_Eth\_00026)

### 8.6.3.5 <User>\_DoIPGetGidCallback

#### [SWS\_DoIP\_00051] Definition of configurable interface <User>\_DoIPGetGidCallback [

<b>Service Name</b>	<User>_DoIPGetGidCallback	
<b>Syntax</b>	Std_ReturnType <User>_DoIPGetGidCallback ( uint8* GroupId )	
<b>Sync/Async</b>	Synchronous	
<b>Reentrancy</b>	Don't care	
<b>Parameters (in)</b>	None	
<b>Parameters (inout)</b>	None	
<b>Parameters (out)</b>	GroupId	Pointer to GroupIdentifier
<b>Return value</b>	Std_ReturnType	E_OK: GroupId contains a valid value E_NOT_OK: GroupId does not contain a valid value
<b>Description</b>	Function is used in the case that DoIPVinGIDMaster is set to false and DoIPGetGidCallback is configured to get on a vehicle identification the GID. If the return value is not E_OK the DoIP shall use the default GID.	
<b>Available via</b>	DoIP_Externals.h	

](SRS\_Eth\_00026)



### 8.6.3.6 <User>\_DoIPGetFurtherActionByteCallback

#### [SWS\_DoIP\_00288] Definition of configurable interface <User>\_DoIPGetFurtherActionByteCallback [

<b>Service Name</b>	<User>_DoIPGetFurtherActionByteCallback	
<b>Syntax</b>	Std_ReturnType <User>_DoIPGetFurtherActionByteCallback ( DoIP_FurtherActionByteType* FurtherActionByte )	
<b>Sync/Async</b>	Synchronous	
<b>Reentrancy</b>	Don't care	
<b>Parameters (in)</b>	None	
<b>Parameters (inout)</b>	None	
<b>Parameters (out)</b>	FurtherActionByte	Pointer containing the information of the FurtherActionByte. Only valid if the return value equals E_OK.
<b>Return value</b>	Std_ReturnType	E_OK: FurtherActionByte contains valid information E_NOT_OK: FurtherActionByte contains no valid information
<b>Description</b>	Callback function to get the OEM specific Further Action Byte for the DoIP vehicle identification response/vehicle announcement.	
<b>Available via</b>	DoIP_Externals.h	

] ([SRS\\_Eth\\_00026](#))

### 8.6.4 DoIP Service Component

The following section describes the DoIP service representation and the condition for which configuration Services have to be requested and provided by the DoIP module.

[SWS\_DoIP\_00052] [A DoIP Service Component with the ShortName DoIP shall be provided based on the configuration of the DoIP module.] ()

The DoIP Service Component shall provide the interface CallbackGetPowerMode as described below to request the value of the Power mode for DoIP diagnostic power mode handling.

#### [SWS\_DoIP\_00054] Definition of ClientServerInterface CallbackGetPowerMode [

<b>Name</b>	CallbackGetPowerMode		
<b>Comment</b>	-		
<b>IsService</b>	true		
<b>Variation</b>	{ecuc(DoIP/DoIPGeneral/DoIPPowerModeCallback/DoIPPowerModeDirect)} == NULL		
<b>Possible Errors</b>	0	E_OK	Operation successful
	1	E_NOT_OK	Operation failed
<b>Operation</b>	GetPowerMode		
<b>Comment</b>	-		
<b>Mapped to API</b>	<a href="#">&lt;User&gt;_DoIPGetPowerModeCallback</a>		
<b>Variation</b>	-		





<b>Parameters</b>	PowerStateReady		
	<b>Type</b>	DoIP_PowerStateType	
	<b>Direction</b>	OUT	
	<b>Comment</b>	–	
	<b>Variation</b>	–	
<b>Possible Errors</b>	E_OK E_NOT_OK		

|(SRS\_Eth\_00080) The DoIP Service Component shall be equipped with a service port as described below to request the value of the Power mode for DoIP diagnostic power mode handling.

**[SWS\_DoIP\_00261] Definition of Port CBGetPowerMode required by module DoIP** [

<b>Name</b>	CBGetPowerMode		
<b>Kind</b>	RequiredPort	<b>Interface</b>	CallbackGetPowerMode
<b>Description</b>	–		
<b>Variation</b>	{ecuc(DoIP/DoIPGeneral/DoIPPowerModeCallback/DoIPPowerModeDirect)} == NULL		

|(SRS\_Eth\_00080) The DoIP Service Component shall provide the service port interface <NameOfRoutingActivation>\_RoutingActivation as described below for each DoIPRoutingActivation that has at least DoIPRoutingActivationConfirmationCallback or DoIPRoutingActivationAuthenticationCallback configured without direct Callback functions.

**[SWS\_DoIP\_00055] Definition of ClientServerInterface {Name}\_RoutingActivation** [

<b>Name</b>	{Name}_RoutingActivation		
<b>Comment</b>	–		
<b>IsService</b>	true		
<b>Variation</b>	(({ecuc(DoIP/DoIPConfigSet/DoIPInterface/DoIPRoutingActivation/DoIPRoutingActivationAuthenticationCallback)} != null) && ({ecuc(DoIP/DoIPConfigSet/DoIPInterface/DoIPRoutingActivation/DoIPRoutingActivationAuthenticationCallback/DoIPRoutingActivationAuthenticationFunc)} == ""))    (({ecuc(DoIP/DoIPConfigSet/DoIPInterface/DoIPRoutingActivation/DoIPRoutingActivationConfirmationCallback)} != null) && ({ecuc(DoIP/DoIPConfigSet/DoIPInterface/DoIPRoutingActivation/DoIPRoutingActivationConfirmationCallback/DoIPRoutingActivationConfirmationFunc)} == "")) Name = {ecuc(DoIP/DoIPConfigSet/DoIPInterface/DoIPRoutingActivation.SHORT-NAME)}		
<b>Possible Errors</b>	0	E_OK	Operation successful
	1	E_NOT_OK	Operation failed
	16	DOIP_E_PENDING	RoutingActivation still pending.

<b>Operation</b>	RoutingActivationAuthentication
<b>Comment</b>	–
<b>Mapped to API</b>	<User>_DoIPRoutingActivationAuthentication





<b>Variation</b>	(({ecuc(DoIP/DoIPConfigSet/DoIPInterface/DoIPRoutingActivation/DoIPRoutingActivationAuthenticationCallback)} != NULL) && ({ecuc(DoIP/DoIPConfigSet/DoIPInterface/DoIPRoutingActivation/DoIPRoutingActivationAuthenticationCallback/DoIPRoutingActivationAuthenticationFunc)} ==NULL))	
<b>Parameters</b>	Authenticated	
	<b>Type</b>	boolean
	<b>Direction</b>	OUT
	<b>Comment</b>	–
	<b>Variation</b>	–
	AuthenticationReqData	
	<b>Type</b>	<a href="#">AuthenticationReqDataType_{Name}</a>
	<b>Direction</b>	IN
	<b>Comment</b>	–
	<b>Variation</b>	{ecuc(DoIP/DoIPConfigSet/DoIPInterface/DoIPRoutingActivation/DoIPRoutingActivationAuthenticationCallback.DoIPRoutingActivationAuthenticationReqLength)} > 0 Name = {ecuc(DoIP/DoIPConfigSet/DoIPInterface/DoIPRoutingActivation.SHORT-NAME)}
AuthenticationResData		
<b>Type</b>	<a href="#">AuthenticationResDataType_{Name}</a>	
<b>Direction</b>	OUT	
<b>Comment</b>	–	
<b>Variation</b>	{ecuc(DoIP/DoIPConfigSet/DoIPInterface/DoIPRoutingActivation/DoIPRoutingActivationAuthenticationCallback.DoIPRoutingActivationAuthenticationResLength)} > 0 Name = {ecuc(DoIP/DoIPConfigSet/DoIPInterface/DoIPRoutingActivation.SHORT-NAME)}	
<b>Possible Errors</b>	<a href="#">E_OK</a> <a href="#">E_NOT_OK</a> <a href="#">DOIP_E_PENDING</a>	

<b>Operation</b>	RoutingActivationConfirmation	
<b>Comment</b>	–	
<b>Mapped to API</b>	<a href="#">&lt;User&gt;_DoIPRoutingActivationConfirmation</a>	
<b>Variation</b>	(({ecuc(DoIP/DoIPConfigSet/DoIPInterface/DoIPRoutingActivation/DoIPRoutingActivationConfirmationCallback)} != NULL) && ({ecuc(DoIP/DoIPConfigSet/DoIPInterface/DoIPRoutingActivation/DoIPRoutingActivationConfirmationCallback/DoIPRoutingActivationConfirmationFunc)} ==NULL))	
<b>Parameters</b>	Confirmed	
	<b>Type</b>	boolean
	<b>Direction</b>	OUT
	<b>Comment</b>	–
	<b>Variation</b>	–
	ConfirmedReqData	
	<b>Type</b>	<a href="#">ConfirmationReqDataType_{Name}</a>
	<b>Direction</b>	IN
	<b>Comment</b>	–
	<b>Variation</b>	{ecuc(DoIP/DoIPConfigSet/DoIPInterface/DoIPRoutingActivation/DoIPRoutingActivationConfirmationCallback.DoIPRoutingActivationConfirmationReqLength)} > 0 Name = {ecuc(DoIP/DoIPConfigSet/DoIPInterface/DoIPRoutingActivation.SHORT-NAME)}





	ConfirmedResData		
	<b>Type</b>	ConfirmationResDataType_{Name}	
	<b>Direction</b>	OUT	
	<b>Comment</b>	-	
	<b>Variation</b>	{ecuc(DoIP/DoIPConfigSet/DoIPInterface/DoIPRoutingActivation/DoIPRoutingActivationConfirmationCallback.DoIPRoutingActivationConfirmationResLength)} > 0 Name = {ecuc(DoIP/DoIPConfigSet/DoIPInterface/DoIPRoutingActivation.SHORT-NAME)}	
<b>Possible Errors</b>	E_OK E_NOT_OK DOIP_E_PENDING		

](SRS\_Eth\_00084) The DoIP Service Component shall be equipped with a service port as described below for each DoIPRoutingActivation that has at least DoIPRoutingActivationConfirmationCallback or DoIPRoutingActivationAuthenticationCallback configured without direct Callback functions.

**[SWS\_DoIP\_00262] Definition of Port CB{Name}RoutingActivation required by module DoIP** [

<b>Name</b>	CB{Name}RoutingActivation		
<b>Kind</b>	RequiredPort	<b>Interface</b>	{Name}_RoutingActivation
<b>Description</b>	-		
<b>Variation</b>	Name = {ecuc(DoIP/DoIPConfigSet/DoIPInterface/DoIPRoutingActivation.SHORT-NAME)}		

](SRS\_Eth\_00084) The DoIP Service Component shall provide the service port interface CallbackTriggerGIDSynchronization as described below if the container DoIPTriggerGIDSyncCallback is configured without direct Callback function.

**[SWS\_DoIP\_00056] Definition of ClientServerInterface CallbackTriggerGIDSynchronization** [

<b>Name</b>	CallbackTriggerGIDSynchronization		
<b>Comment</b>	-		
<b>IsService</b>	true		
<b>Variation</b>	({ecuc(DoIP/DoIPGeneral/DoIPTriggerGidSyncCallback)} != NULL) && ({ecuc(DoIP/DoIPGeneral/DoIPTriggerGidSyncCallback/DoIPTriggerGidSyncDirect)} == NULL) && ({ecuc(DoIP/DoIPGeneral/DoIPVinGidMaster)} == TRUE)		
<b>Possible Errors</b>	0	E_OK	Operation successful
	1	E_NOT_OK	Operation failed

<b>Operation</b>	TriggerGIDSynchronization
<b>Comment</b>	-
<b>Mapped to API</b>	<User>_DoIPTriggerGidSyncCallback
<b>Variation</b>	-
<b>Possible Errors</b>	E_OK E_NOT_OK

|(SRS\_Eth\_00026) The DoIP Service Component shall be equipped with a service port as described below if the container DoIPTriggerGIDSyncCallback is configured without direct Callback function.

**[SWS\_DoIP\_00263] Definition of Port CBTriggerGIDSynchronization required by module DoIP** [

<b>Name</b>	CBTriggerGIDSynchronization		
<b>Kind</b>	RequiredPort	<b>Interface</b>	<a href="#">CallbackTriggerGIDSynchronization</a>
<b>Description</b>	-		
<b>Variation</b>	({ecuc(DoIP/DoIPGeneral/DoIPTriggerGidSyncCallback)} != NULL) && ({ecuc(DoIP/DoIPGeneral/DoIPTriggerGidSyncCallback/DoIPTriggerGidSyncDirect)} == NULL) && ({ecuc(DoIP/DoIPGeneral/DoIPVinGidMaster)} == TRUE)		

|(SRS\_Eth\_00026) The DoIP Service Component shall provide the service port interface CallbackGetGID as described below to request the GID if the container DoIPGetGidCallback is configured without direct Callback function.

**[SWS\_DoIP\_00057] Definition of ClientServerInterface CallbackGetGID** [

<b>Name</b>	CallbackGetGID		
<b>Comment</b>	-		
<b>IsService</b>	true		
<b>Variation</b>	({ecuc(DoIP/DoIPGeneral/DoIPGetGidCallback)} != NULL) && ({ecuc(DoIP/DoIPGeneral/DoIPGetGidCallback/DoIPGetGidDirect)} == NULL)		
<b>Possible Errors</b>	0	E_OK	Operation successful
	1	E_NOT_OK	Operation failed

<b>Operation</b>	GetGID		
<b>Comment</b>	-		
<b>Mapped to API</b>	<a href="#">&lt;User&gt;_DoIPGetGidCallback</a>		
<b>Variation</b>	-		
<b>Parameters</b>	Data		
	<b>Type</b>	uint8	
	<b>Direction</b>	OUT	
	<b>Comment</b>	-	
	<b>Variation</b>	-	
<b>Possible Errors</b>	<a href="#">E_OK</a> <a href="#">E_NOT_OK</a>		

|(SRS\_Eth\_00026) The DoIP Service Component shall provide the service port as described below to request the GID if the container DoIPGetGidCallback is configured without direct Callback function

**[SWS\_DoIP\_00264] Definition of Port CBGetGID required by module DoIP** [

<b>Name</b>	CBGetGID		
<b>Kind</b>	RequiredPort	<b>Interface</b>	<a href="#">CallbackGetGID</a>
<b>Description</b>	-		
<b>Variation</b>	({ecuc(DoIP/DoIPGeneral/DoIPGetGidCallback)} != NULL) && ({ecuc(DoIP/DoIPGeneral/DoIPGetGidCallback/DoIPGetGidDirect)} == NULL)		

|(SRS\_Eth\_00026) The DoIP Service Component shall provide the interface DoIPActivationLineStatus as described below to be informed on the transition of the Activation-Line for DoIP.

The DoIP Service Component shall provide the interface CallbackGetFurtherActionByte as described below to request the value of the OEM specific Further Action Byte for the DoIP vehicle identification response/vehicle announcement.

**[SWS\_DoIP\_00290] Definition of ClientServerInterface CallbackGetFurtherActionByte** [

<b>Name</b>	CallbackGetFurtherActionByte		
<b>Comment</b>	–		
<b>IsService</b>	true		
<b>Variation</b>	{ecuc(DoIP/DoIPConfigSet/DoIPInterface/DoIPFurtherActionByteCallback/DoIPFurtherActionByteDirect)} == NULL		
<b>Possible Errors</b>	0	E_OK	Operation successful
	1	E_NOT_OK	Operation failed

<b>Operation</b>	GetFurtherActionByte		
<b>Comment</b>	–		
<b>Mapped to API</b>	<User>_DoIPGetFurtherActionByteCallback		
<b>Variation</b>	–		
<b>Parameters</b>	FurtherActionByte		
	<b>Type</b>	DoIP_FurtherActionByteType	
	<b>Direction</b>	OUT	
	<b>Comment</b>	–	
	<b>Variation</b>	–	
<b>Possible Errors</b>	E_OK E_NOT_OK		

|(SRS\_Eth\_00026) The DoIP Service Component shall be equipped with a service port per DoIPInterface as described below to request the value of the Further Action Byte for DoIP diagnostic vehicle identification response/vehicle announcement.

**[SWS\_DoIP\_00289] Definition of Port CBGetfurtherActionByte\*\_{DoIPInterface\_short\_name}\* required by module DoIP** [

<b>Name</b>	CBGetfurtherActionByte*_{DoIPInterface_short_name}*		
<b>Kind</b>	RequiredPort	<b>Interface</b>	CallbackGetFurtherActionByte
<b>Description</b>	–		
<b>Variation</b>	{ecuc(DoIP/DoIPConfigSet/DoIPInterface/DoIPFurtherActionByteCallback/DoIPFurtherActionByteDirect)} == NULL		

|(SRS\_Eth\_00026)

## 9 Sequence diagrams

### 9.1 UDP DoIP communication

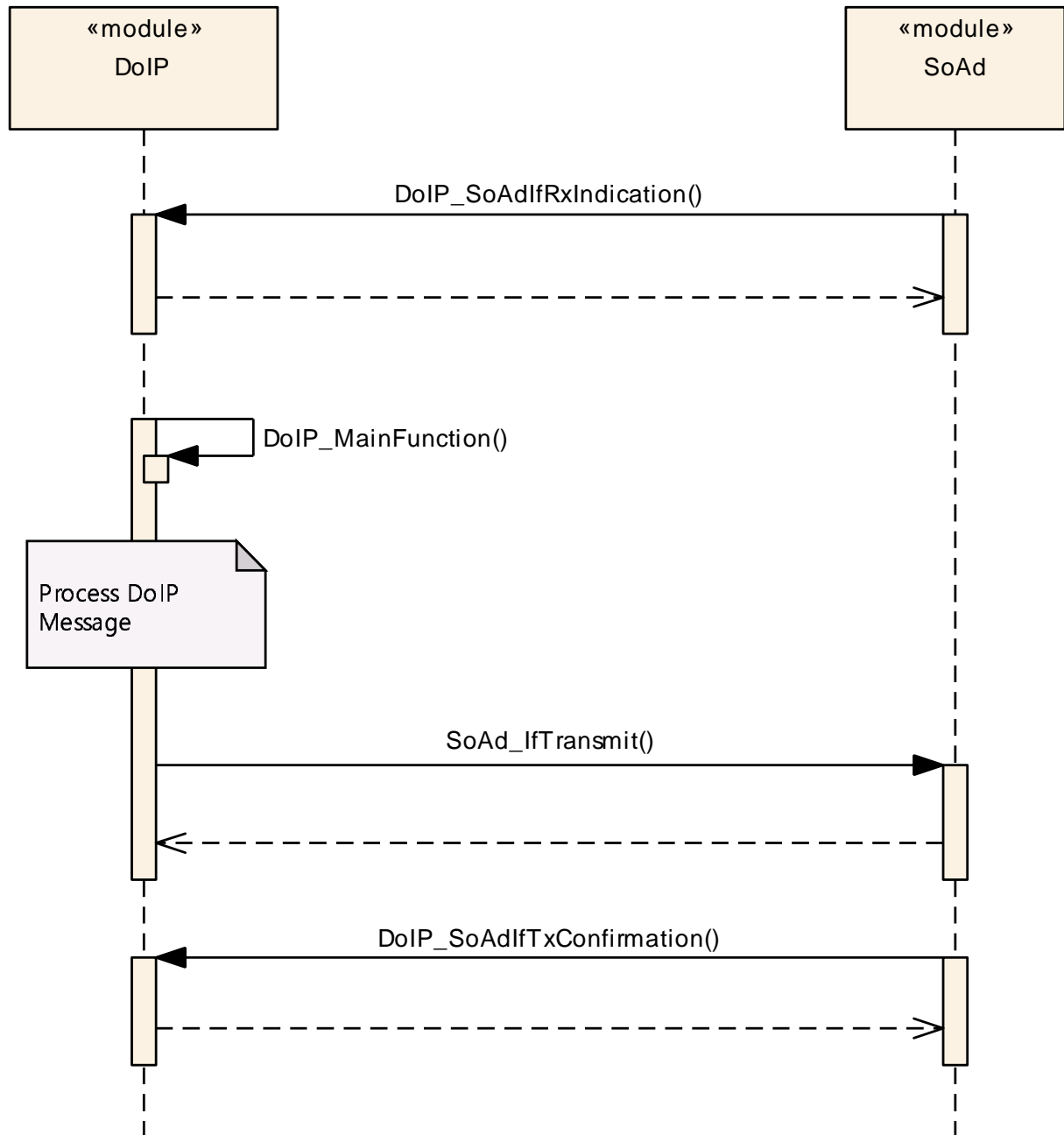
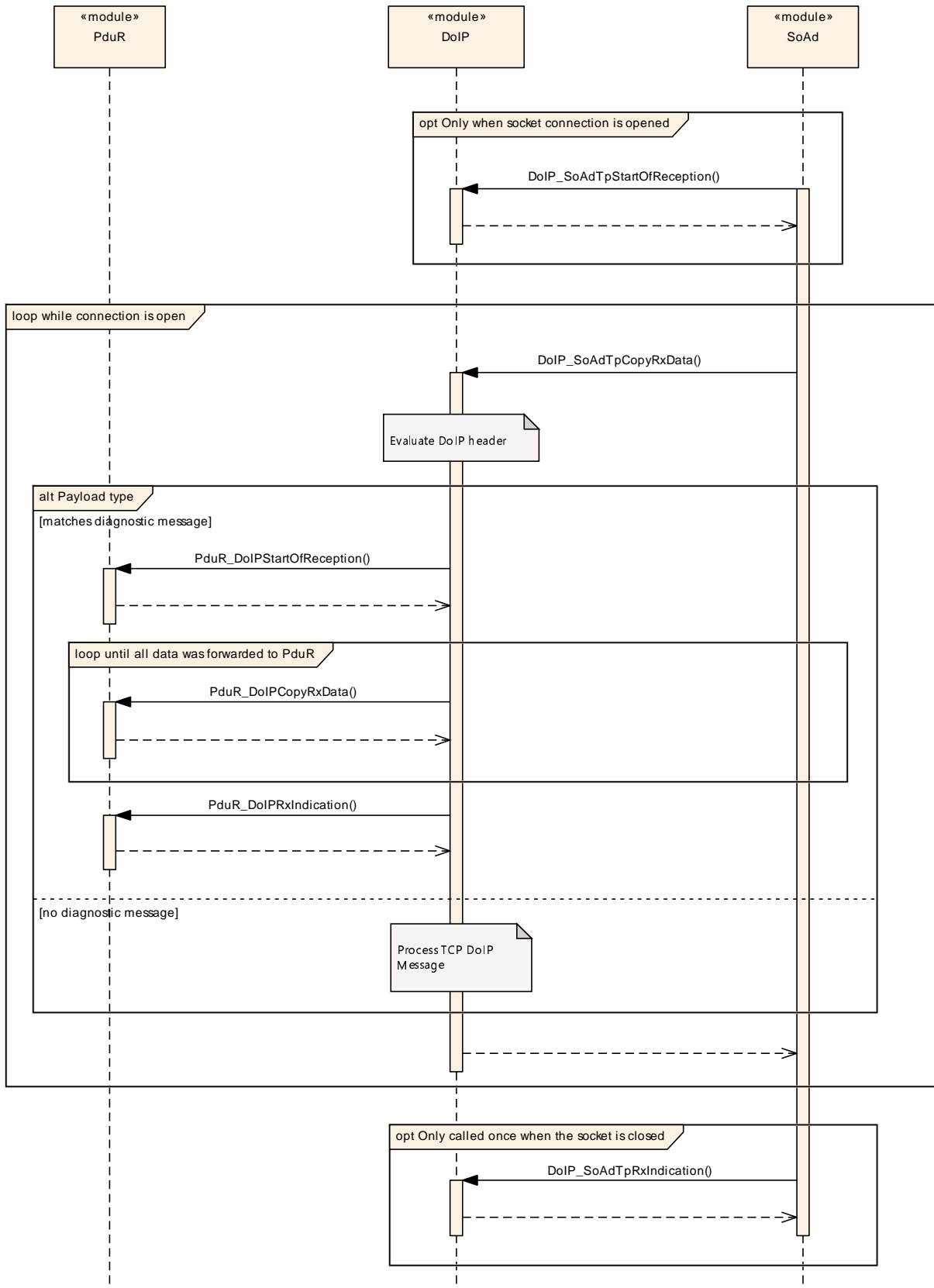


Figure 9.1: DoIP UDP communication

## 9.2 Rx TCP message

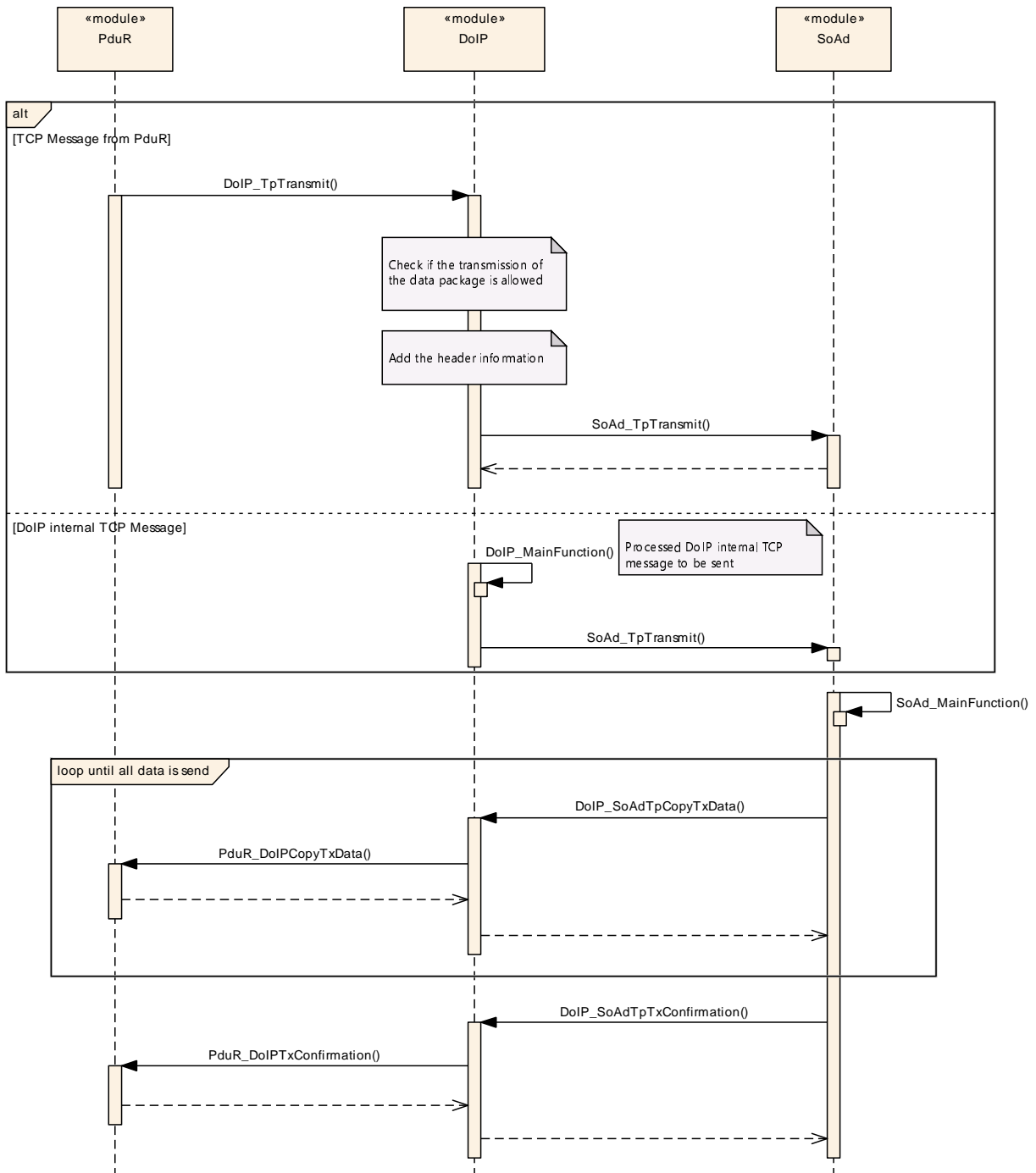


**Figure 9.2: DoIP TCP message reception**



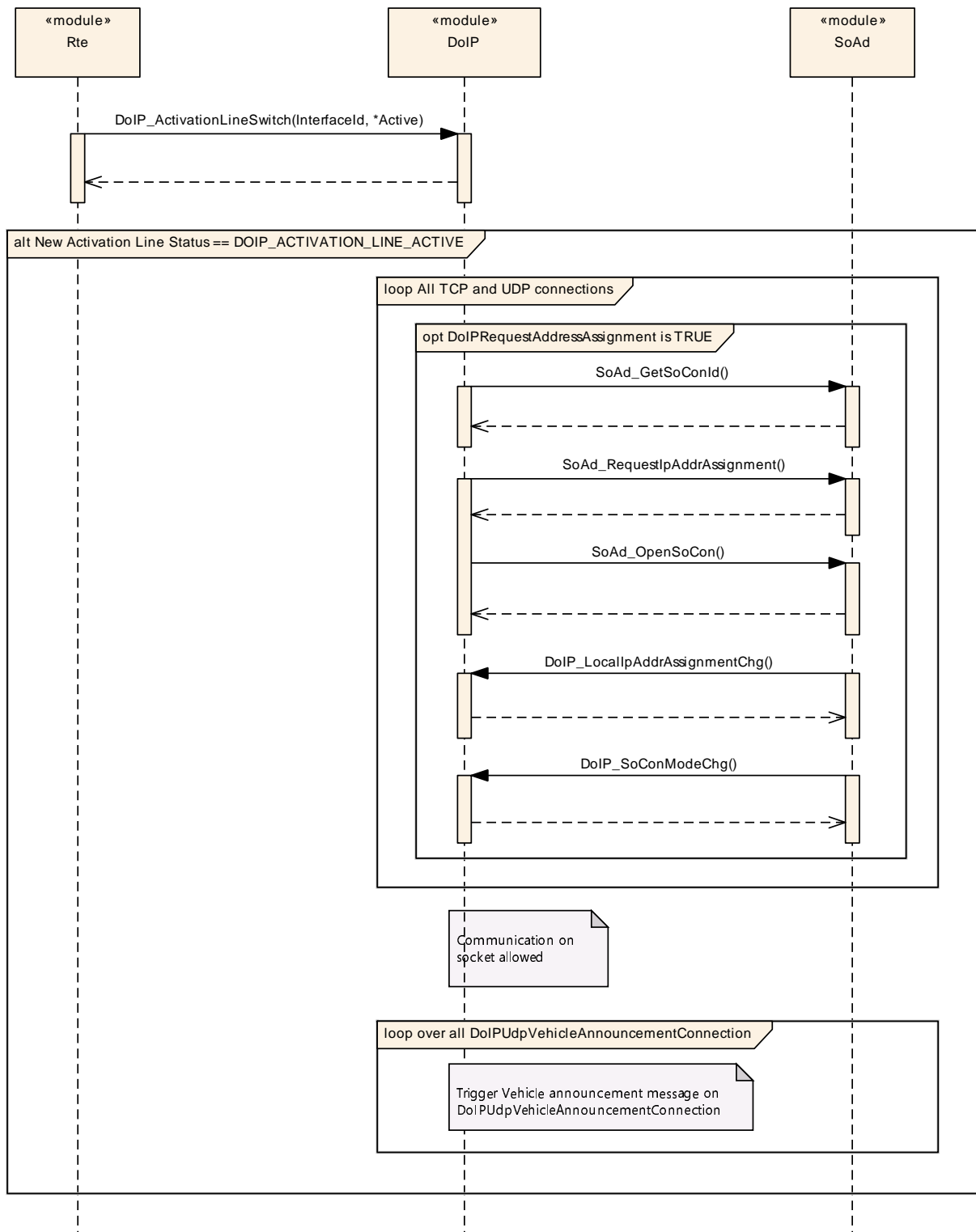
Note that more than one CopyRxData could provide the data of one request, but to reduce complexity this detail was omitted.

### 9.3 Tx TCP message



**Figure 9.3: DoIP TCP message transmission**

### 9.4 Activation Line Handling - Active



**Figure 9.4: Activation Line Handling - Active**

### 9.5 Activation Line Handling - Inactive

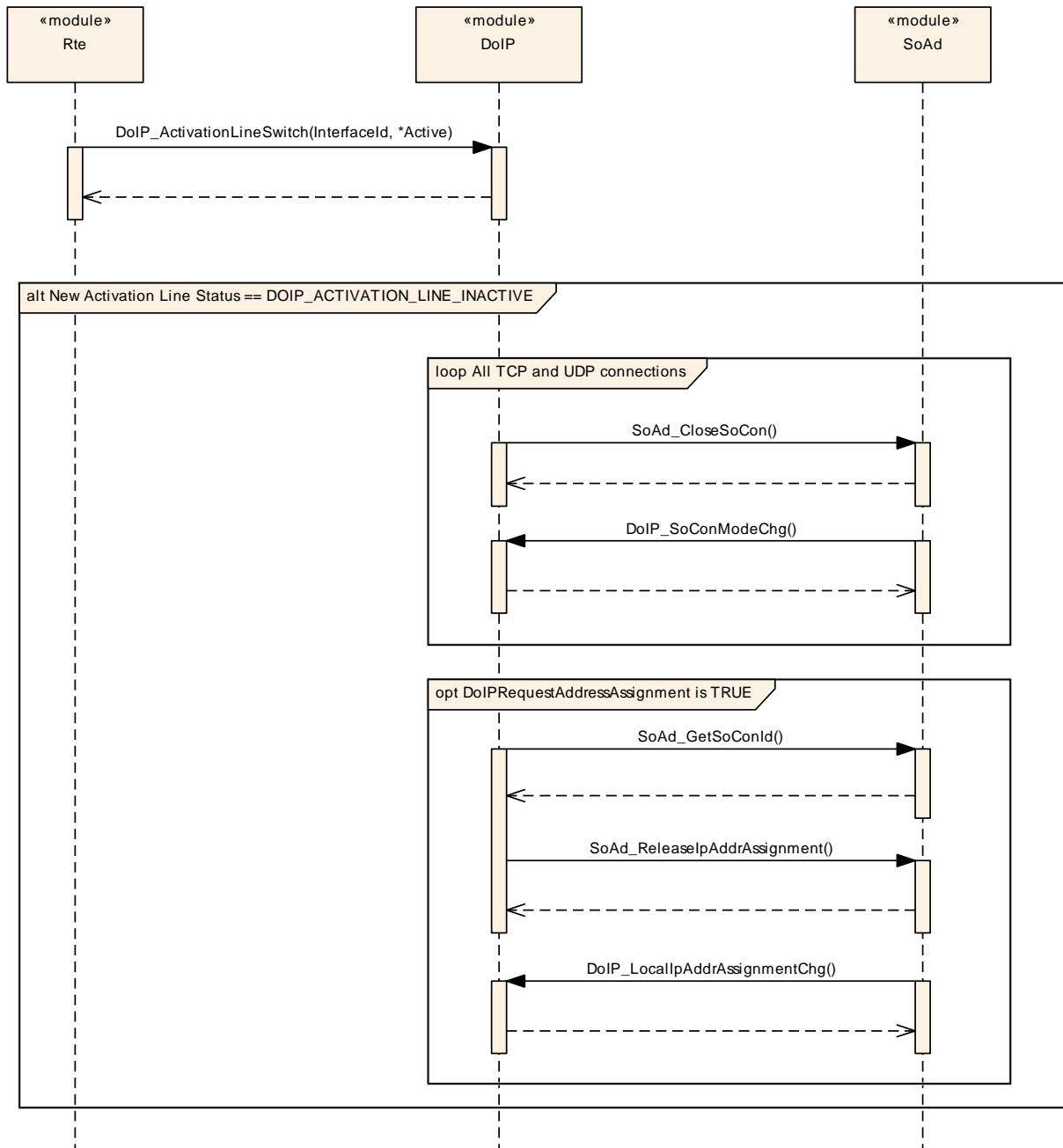


Figure 9.5: Activation Line Handling - Inactive

## 10 Configuration specification

Chapter [10.2](#) specifies the structure (containers) and the parameters of the module DoIP. Chapter [10.3](#) specifies additionally published information of the module DoIP.

### 10.1 How to read this chapter

For details refer to the chapter 10.1 "Introduction to configuration specification" in SWS\_BSWGeneral [\[1\]](#).

### 10.2 Configuration and configuration parameters

The following chapters summarize all configuration parameters. For a detailed description of parameters please refer to chapter [7](#) and chapter [8](#).

#### 10.2.1 Variants

For details refer to the chapter 10.1.2 "Variants" in SWS\_BSWGeneral [\[1\]](#).

#### 10.2.2 DoIP

<b>SWS Item</b>	[ECUC_DoIP_00001]
<b>Module Name</b>	DoIP
<b>Description</b>	Configuration of the DoIP (Diagnostic over IP) module.
<b>Post-Build Variant Support</b>	true
<b>Supported Config Variants</b>	VARIANT-LINK-TIME, VARIANT-POST-BUILD, VARIANT-PRE-COMPILE

Included Containers		
Container Name	Multiplicity	Scope / Dependency
<a href="#">DoIPConfigSet</a>	1	This container contains the configuration parameters and sub containers of the AUTOSAR DoIP module.
<a href="#">DoIPGeneral</a>	1	This container specifies the general configuration parameters of the DoIP module.

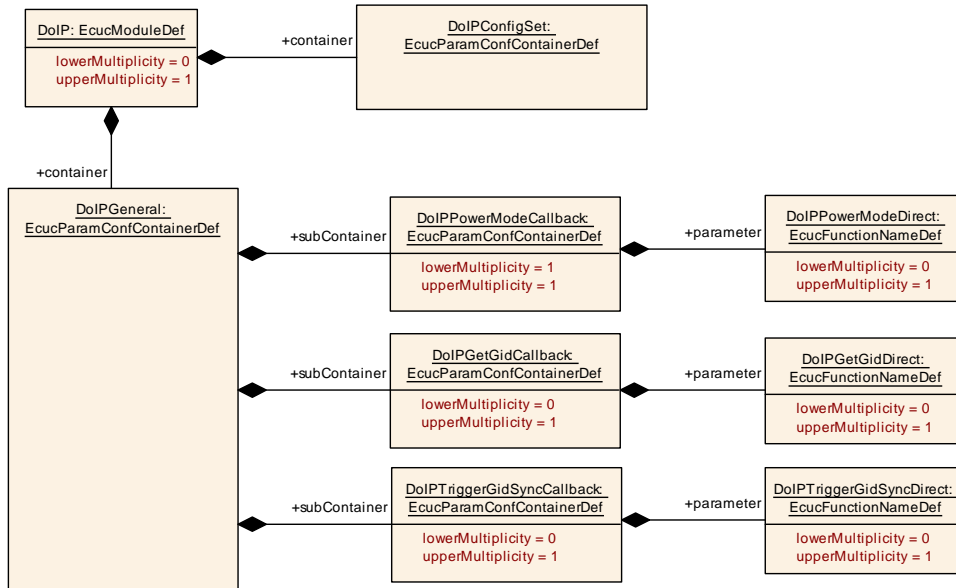


Figure 10.1: DoIP

### 10.2.3 DoIPGeneral

<b>SWS Item</b>	[ECUC_DoIP_00002]
<b>Container Name</b>	DoIPGeneral
<b>Parent Container</b>	DoIP
<b>Description</b>	This container specifies the general configuration parameters of the DoIP module.
<b>Configuration Parameters</b>	

<b>SWS Item</b>	[ECUC_DoIP_00004]		
<b>Parameter Name</b>	DoIPDevelopmentErrorDetect		
<b>Parent Container</b>	DoIPGeneral		
<b>Description</b>	Switches the development error detection and notification on or off. <ul style="list-style-type: none"> <li>• true: detection and notification is enabled.</li> <li>• false: detection and notification is disabled.</li> </ul>		
<b>Multiplicity</b>	1		
<b>Type</b>	EcucBooleanParamDef		
<b>Default value</b>	-		
<b>Post-Build Variant Value</b>	false		
<b>Value Configuration Class</b>	<b>Pre-compile time</b>	X	All Variants
	<b>Link time</b>	-	
	<b>Post-build time</b>	-	
<b>Scope / Dependency</b>	scope: local		

<b>SWS Item</b>	[ECUC_DoIP_00067]
<b>Parameter Name</b>	DoIPDhcpOptionVinUse
<b>Parent Container</b>	DoIPGeneral





<b>Description</b>	If DoIPDhcpOptionVinUse is set to true the DoIP module will add the VIN to the Dhcp host name if no valid Dhcp host name is already set.		
<b>Multiplicity</b>	1		
<b>Type</b>	EcucBooleanParamDef		
<b>Default value</b>	-		
<b>Post-Build Variant Value</b>	false		
<b>Value Configuration Class</b>	<b>Pre-compile time</b>	X	All Variants
	<b>Link time</b>	-	
	<b>Post-build time</b>	-	
<b>Scope / Dependency</b>	scope: local		

<b>SWS Item</b>	<b>[ECUC_DoIP_00064]</b>		
<b>Parameter Name</b>	DoIPEntityStatusMaxByteFieldUse		
<b>Parent Container</b>	<a href="#">DoIPGeneral</a>		
<b>Description</b>	This parameter is used to distinguish the optional support of the Max data size element of a diagnostic entity status response.		
<b>Multiplicity</b>	1		
<b>Type</b>	EcucBooleanParamDef		
<b>Default value</b>	-		
<b>Post-Build Variant Value</b>	false		
<b>Value Configuration Class</b>	<b>Pre-compile time</b>	X	All Variants
	<b>Link time</b>	-	
	<b>Post-build time</b>	-	
<b>Scope / Dependency</b>	scope: local		

<b>SWS Item</b>	<b>[ECUC_DoIP_00065]</b>		
<b>Parameter Name</b>	DoIPGIDInvalidityPattern		
<b>Parent Container</b>	<a href="#">DoIPGeneral</a>		
<b>Description</b>	Specifies the Byte pattern that is used for response messages if no valid GID could be retrieved. Only the value '0' or '255' is allowed".		
<b>Multiplicity</b>	1		
<b>Type</b>	EcucIntegerParamDef		
<b>Range</b>	0 .. 255		
<b>Default value</b>	-		
<b>Post-Build Variant Value</b>	false		
<b>Value Configuration Class</b>	<b>Pre-compile time</b>	X	All Variants
	<b>Link time</b>	-	
	<b>Post-build time</b>	-	
<b>Scope / Dependency</b>	scope: local		

<b>SWS Item</b>	<b>[ECUC_DoIP_00073]</b>		
<b>Parameter Name</b>	DoIPHostNameSizeMax		
<b>Parent Container</b>	<a href="#">DoIPGeneral</a>		
<b>Description</b>	Maximum Size of the DHCP HostName in ASCII. This parameter is necessary to reserve the correct amount of bytes for working with the DHCP HostName option. Minimum range is 5 because Dhcp Host Name should be at least "DoIP-" on any configuration.		





<b>Multiplicity</b>	1		
<b>Type</b>	EcucIntegerParamDef		
<b>Range</b>	5 .. 255		
<b>Default value</b>	-		
<b>Post-Build Variant Value</b>	false		
<b>Value Configuration Class</b>	<b>Pre-compile time</b>	X	All Variants
	<b>Link time</b>	-	
	<b>Post-build time</b>	-	
<b>Scope / Dependency</b>	scope: local		

<b>SWS Item</b>	[ECUC_DoIP_00006]		
<b>Parameter Name</b>	DoIPMainFunctionPeriod		
<b>Parent Container</b>	<a href="#">DoIPGeneral</a>		
<b>Description</b>	Determines the frequency at which the DoIP_MainFunction() is called in [s].		
<b>Multiplicity</b>	1		
<b>Type</b>	EcucFloatParamDef		
<b>Range</b>	]0 .. INF[		
<b>Default value</b>	-		
<b>Post-Build Variant Value</b>	false		
<b>Value Configuration Class</b>	<b>Pre-compile time</b>	X	All Variants
	<b>Link time</b>	-	
	<b>Post-build time</b>	-	
<b>Scope / Dependency</b>	scope: local		

<b>SWS Item</b>	[ECUC_DoIP_00019]		
<b>Parameter Name</b>	DoIPMaxRequestBytes		
<b>Parent Container</b>	<a href="#">DoIPGeneral</a>		
<b>Description</b>	Specifies the maximum allowed bytes of a DoIP message request without the DoIP header.		
<b>Multiplicity</b>	1		
<b>Type</b>	EcucIntegerParamDef		
<b>Range</b>	1 .. 4294967295		
<b>Default value</b>	-		
<b>Post-Build Variant Value</b>	false		
<b>Value Configuration Class</b>	<b>Pre-compile time</b>	X	All Variants
	<b>Link time</b>	-	
	<b>Post-build time</b>	-	
<b>Scope / Dependency</b>	scope: local		

<b>SWS Item</b>	[ECUC_DoIP_00074]		
<b>Parameter Name</b>	DoIPMaxUDPRequestPerConnection		
<b>Parent Container</b>	<a href="#">DoIPGeneral</a>		
<b>Description</b>	This parameter captures the maximum amount of UDP Requests necessary to handle parallel within a single UDP connection.		
<b>Multiplicity</b>	1		
<b>Type</b>	EcucIntegerParamDef		
<b>Range</b>	1 .. 255		





<b>Default value</b>	-		
<b>Post-Build Variant Value</b>	false		
<b>Value Configuration Class</b>	<b>Pre-compile time</b>	X	All Variants
	<b>Link time</b>	-	
	<b>Post-build time</b>	-	
<b>Scope / Dependency</b>	scope: local		

<b>SWS Item</b>	<b>[ECUC_DoIP_00021]</b>		
<b>Parameter Name</b>	DoIPNodeType		
<b>Parent Container</b>	<a href="#">DoIPGeneral</a>		
<b>Description</b>	Describes the Type of the DoIP node.		
<b>Multiplicity</b>	1		
<b>Type</b>	EcucEnumerationParamDef		
<b>Range</b>	DOIP_GATEWAY	The DoIP Entity is a DoIP Gateway.	
	DOIP_NODE	The DoIP Entity is a DoIP Node.	
<b>Post-Build Variant Value</b>	false		
<b>Value Configuration Class</b>	<b>Pre-compile time</b>	X	All Variants
	<b>Link time</b>	-	
	<b>Post-build time</b>	-	
<b>Scope / Dependency</b>	scope: local		

<b>SWS Item</b>	<b>[ECUC_DoIP_00005]</b>		
<b>Parameter Name</b>	DoIPVersionInfoApi		
<b>Parent Container</b>	<a href="#">DoIPGeneral</a>		
<b>Description</b>	Activates the DoIP_GetVersionInfo() API. TRUE: Enables the DoIP_GetVersionInfo() API. FALSE: DoIP_GetVersionInfo() API is not included.		
<b>Multiplicity</b>	1		
<b>Type</b>	EcucBooleanParamDef		
<b>Default value</b>	false		
<b>Post-Build Variant Value</b>	false		
<b>Value Configuration Class</b>	<b>Pre-compile time</b>	X	All Variants
	<b>Link time</b>	-	
	<b>Post-build time</b>	-	
<b>Scope / Dependency</b>	scope: local		

<b>SWS Item</b>	<b>[ECUC_DoIP_00017]</b>		
<b>Parameter Name</b>	DoIPVinGidMaster		
<b>Parent Container</b>	<a href="#">DoIPGeneral</a>		
<b>Description</b>	Specifies if the DoIP entity is the Vehicle identification Master for the GID (Group ID).		
<b>Multiplicity</b>	1		
<b>Type</b>	EcucBooleanParamDef		
<b>Default value</b>	-		
<b>Post-Build Variant Value</b>	false		
<b>Value Configuration Class</b>	<b>Pre-compile time</b>	X	All Variants
	<b>Link time</b>	-	
	<b>Post-build time</b>	-	





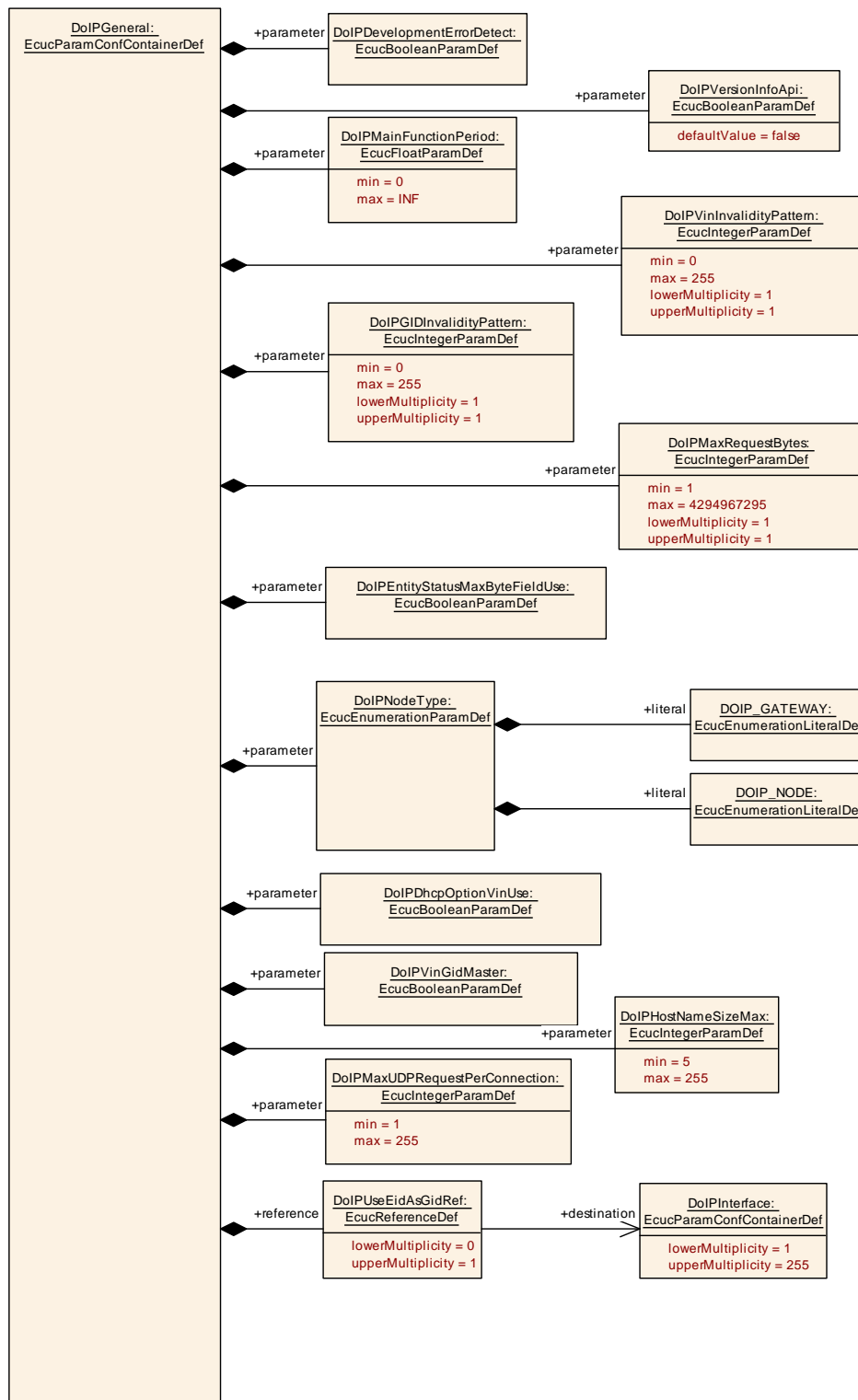


<b>Scope / Dependency</b>	scope: local dependency: DoIPUseEIDasGID, DoIPTriggerGIDSynchronization
---------------------------	--

<b>SWS Item</b>	<b>[ECUC_DoIP_00066]</b>		
<b>Parameter Name</b>	DoIPVinInvalidityPattern		
<b>Parent Container</b>	<a href="#">DoIPGeneral</a>		
<b>Description</b>	Specifies the Byte pattern that is used for response messages if no valid VIN could be retrieved. Only the value '0' or '255' is allowed".		
<b>Multiplicity</b>	1		
<b>Type</b>	EcucIntegerParamDef		
<b>Range</b>	0 .. 255		
<b>Default value</b>	-		
<b>Post-Build Variant Value</b>	false		
<b>Value Configuration Class</b>	<b>Pre-compile time</b>	X	All Variants
	<b>Link time</b>	-	
	<b>Post-build time</b>	-	
<b>Scope / Dependency</b>	scope: local		

<b>SWS Item</b>	<b>[ECUC_DoIP_00106]</b>		
<b>Parameter Name</b>	DoIPUseEidAsGidRef		
<b>Parent Container</b>	<a href="#">DoIPGeneral</a>		
<b>Description</b>	Reference to the interface containing the EID which shall be used as GID. Depending on the configuration, the GID is derived either from DoIPEid or from DoIPUseMacAddressForIdentification.		
<b>Multiplicity</b>	0..1		
<b>Type</b>	Reference to <a href="#">DoIPInterface</a>		
<b>Post-Build Variant Multiplicity</b>	false		
<b>Post-Build Variant Value</b>	false		
<b>Multiplicity Configuration Class</b>	<b>Pre-compile time</b>	X	All Variants
	<b>Link time</b>	-	
	<b>Post-build time</b>	-	
<b>Value Configuration Class</b>	<b>Pre-compile time</b>	X	All Variants
	<b>Link time</b>	-	
	<b>Post-build time</b>	-	
<b>Scope / Dependency</b>	scope: local dependency: Parameter shall only be enabled if DoIPVinGidMaster is true. Either DoIPEid or DoIPUseMacAddressForIdentification shall be set for the referenced interface.		

<b>Included Containers</b>		
<b>Container Name</b>	<b>Multiplicity</b>	<b>Scope / Dependency</b>
<a href="#">DoIPGetGidCallback</a>	0..1	This container describes the usage of a callback function to get the GID. (If this container is not present no callback function shall be used by DoIP module to retrieve the GID.)
<a href="#">DoIPPowerModeCallback</a>	1	This container describes the usage of a callback function to retrieve the current power mode. This container shall always be present.
<a href="#">DoIPTriggerGidSyncCallback</a>	0..1	This container describes the usage of a callback function to trigger the GID synchronization. (If this container does not exist no callback function shall be used by DoIP module to trigger the GID synchronization.)



**Figure 10.2: DoIPGeneral**

## 10.2.4 DoIPGetGidCallback

<b>SWS Item</b>	[ECUC_DoIP_00024]
<b>Container Name</b>	DoIPGetGidCallback
<b>Parent Container</b>	<a href="#">DoIPGeneral</a>
<b>Description</b>	This container describes the usage of a callback function to get the GID. (If this container is not present no callback function shall be used by DoIP module to retrieve the GID.)
<b>Configuration Parameters</b>	

<b>SWS Item</b>	[ECUC_DoIP_00028]		
<b>Parameter Name</b>	DoIPGetGidDirect		
<b>Parent Container</b>	<a href="#">DoIPGetGidCallback</a>		
<b>Description</b>	If the DoIPGetGidDirect parameter exist the DoIP module shall call the configured callback function (<User>_DoIPGetGID) direct. (It is not needed to specify a service port to the DoIP service component.) If the DoIPGetGidDirect parameter does NOT exist the DoIP module shall use a RPort with a CallbackGetGID type of client-server port interface to retrieve the GID.		
<b>Multiplicity</b>	0..1		
<b>Type</b>	EcucFunctionNameDef		
<b>Default value</b>	-		
<b>Regular Expression</b>	-		
<b>Post-Build Variant Multiplicity</b>	false		
<b>Post-Build Variant Value</b>	false		
<b>Multiplicity Configuration Class</b>	<b>Pre-compile time</b>	X	VARIANT-PRE-COMPILE
	<b>Link time</b>	X	VARIANT-LINK-TIME, VARIANT-POST-BUILD
	<b>Post-build time</b>	-	
<b>Value Configuration Class</b>	<b>Pre-compile time</b>	X	VARIANT-PRE-COMPILE
	<b>Link time</b>	X	VARIANT-LINK-TIME, VARIANT-POST-BUILD
	<b>Post-build time</b>	-	
<b>Scope / Dependency</b>	scope: local		

<b>No Included Containers</b>
-------------------------------

## 10.2.5 DoIPPowerModeCallback

<b>SWS Item</b>	[ECUC_DoIP_00023]
<b>Container Name</b>	DoIPPowerModeCallback
<b>Parent Container</b>	<a href="#">DoIPGeneral</a>
<b>Description</b>	This container describes the usage of a callback function to retrieve the current power mode. This container shall always be present.
<b>Configuration Parameters</b>	

<b>SWS Item</b>	<b>[ECUC_DoIP_00027]</b>		
<b>Parameter Name</b>	DoIPPowerModeDirect		
<b>Parent Container</b>	<a href="#">DoIPPowerModeCallback</a>		
<b>Description</b>	If the DoIPPowerModeDirect parameter exist the DoIP module shall call the configured callback function (<User>_DoIPGetPowerModeCallback) direct. (It is not needed to specify a service port to the DoIP service component.) If the DoIPPowerModeDirect parameter does NOT present the DoIP module shall use a RPort with a CallbackGetPowerMode type of client-server port interface to retrieve the current power mode.		
<b>Multiplicity</b>	0..1		
<b>Type</b>	EcucFunctionNameDef		
<b>Default value</b>	–		
<b>Regular Expression</b>	–		
<b>Post-Build Variant Multiplicity</b>	false		
<b>Post-Build Variant Value</b>	false		
<b>Multiplicity Configuration Class</b>	<b>Pre-compile time</b>	X	VARIANT-PRE-COMPILE
	<b>Link time</b>	X	VARIANT-LINK-TIME, VARIANT-POST-BUILD
	<b>Post-build time</b>	–	
<b>Value Configuration Class</b>	<b>Pre-compile time</b>	X	VARIANT-PRE-COMPILE
	<b>Link time</b>	X	VARIANT-LINK-TIME, VARIANT-POST-BUILD
	<b>Post-build time</b>	–	
<b>Scope / Dependency</b>	scope: local		

<b>No Included Containers</b>
-------------------------------

## 10.2.6 DoIPTriggerGidSyncCallback

<b>SWS Item</b>	<b>[ECUC_DoIP_00025]</b>
<b>Container Name</b>	DoIPTriggerGidSyncCallback
<b>Parent Container</b>	<a href="#">DoIPGeneral</a>
<b>Description</b>	This container describes the usage of a callback function to trigger the GID synchronization. (If this container does not exist no callback function shall be used by DoIP module to trigger the GID synchronization.)
<b>Configuration Parameters</b>	

<b>SWS Item</b>	<b>[ECUC_DoIP_00029]</b>
<b>Parameter Name</b>	DoIPTriggerGidSyncDirect
<b>Parent Container</b>	<a href="#">DoIPTriggerGidSyncCallback</a>
<b>Description</b>	If the DoIPTriggerGidSyncDirect parameter exist the DoIP module shall call the configured callback function (<User>_DoIPTriggerGidSyncCallback) direct. (It is not needed to specify a service port to the DoIP service component.) If the DoIPTriggerGidSyncDirect parameter does NOT present the DoIP module shall use a RPort with a CallbackTriggerGIDSynchynchronization type of client-server port interface to trigger the GID synchronization.
<b>Multiplicity</b>	0..1
<b>Type</b>	EcucFunctionNameDef
<b>Default value</b>	–





<b>Regular Expression</b>	–		
<b>Post-Build Variant Multiplicity</b>	false		
<b>Post-Build Variant Value</b>	false		
<b>Multiplicity Configuration Class</b>	<b>Pre-compile time</b>	X	VARIANT-PRE-COMPILE
	<b>Link time</b>	X	VARIANT-LINK-TIME, VARIANT-POST-BUILD
	<b>Post-build time</b>	–	
<b>Value Configuration Class</b>	<b>Pre-compile time</b>	X	VARIANT-PRE-COMPILE
	<b>Link time</b>	X	VARIANT-LINK-TIME, VARIANT-POST-BUILD
	<b>Post-build time</b>	–	
<b>Scope / Dependency</b>	scope: local		

No Included Containers

## 10.2.7 DoIPConfigSet

<b>SWS Item</b>	[ECUC_DoIP_00003]
<b>Container Name</b>	DoIPConfigSet
<b>Parent Container</b>	<a href="#">DoIP</a>
<b>Description</b>	This container contains the configuration parameters and sub containers of the AUTOSAR DoIP module.
<b>Configuration Parameters</b>	

<b>SWS Item</b>	[ECUC_DoIP_00015]		
<b>Parameter Name</b>	DoIPGid		
<b>Parent Container</b>	<a href="#">DoIPConfigSet</a>		
<b>Description</b>	Configured GID (Group ID of) for vehicle identification/vehicle announcement.		
<b>Multiplicity</b>	0..1		
<b>Type</b>	EcucIntegerParamDef		
<b>Range</b>	0 .. 281474976710655		
<b>Default value</b>	–		
<b>Post-Build Variant Multiplicity</b>	true		
<b>Post-Build Variant Value</b>	true		
<b>Multiplicity Configuration Class</b>	<b>Pre-compile time</b>	X	VARIANT-PRE-COMPILE
	<b>Link time</b>	X	VARIANT-LINK-TIME
	<b>Post-build time</b>	X	VARIANT-POST-BUILD
<b>Value Configuration Class</b>	<b>Pre-compile time</b>	X	VARIANT-PRE-COMPILE
	<b>Link time</b>	X	VARIANT-LINK-TIME
	<b>Post-build time</b>	X	VARIANT-POST-BUILD
<b>Scope / Dependency</b>	scope: local  dependency: DoIPVinGIDMaster, DoIPGetGID DoIPGid shall be used if DoIPVinGid Master is true and DoIPUseEidAsGidRef is disabled.		

<b>SWS Item</b>	<b>[ECUC_DoIP_00020]</b>		
<b>Parameter Name</b>	DoIPLogicalAddress		
<b>Parent Container</b>	<a href="#">DoIPConfigSet</a>		
<b>Description</b>	Describes the logical address of the DoIP entity, i.e. the LA that will route diagnostic requests to the Dcm of the DoIP entity.		
<b>Multiplicity</b>	1		
<b>Type</b>	EcucIntegerParamDef		
<b>Range</b>	0 .. 65535		
<b>Default value</b>	-		
<b>Post-Build Variant Value</b>	true		
<b>Value Configuration Class</b>	<b>Pre-compile time</b>	X	VARIANT-PRE-COMPILE
	<b>Link time</b>	X	VARIANT-LINK-TIME
	<b>Post-build time</b>	X	VARIANT-POST-BUILD
<b>Scope / Dependency</b>	scope: local		

<b>Included Containers</b>		
<b>Container Name</b>	<b>Multiplicity</b>	<b>Scope / Dependency</b>
<a href="#">DoIPInterface</a>	1..255	This container defines a logical IP interface and collects properties to configure this interface.

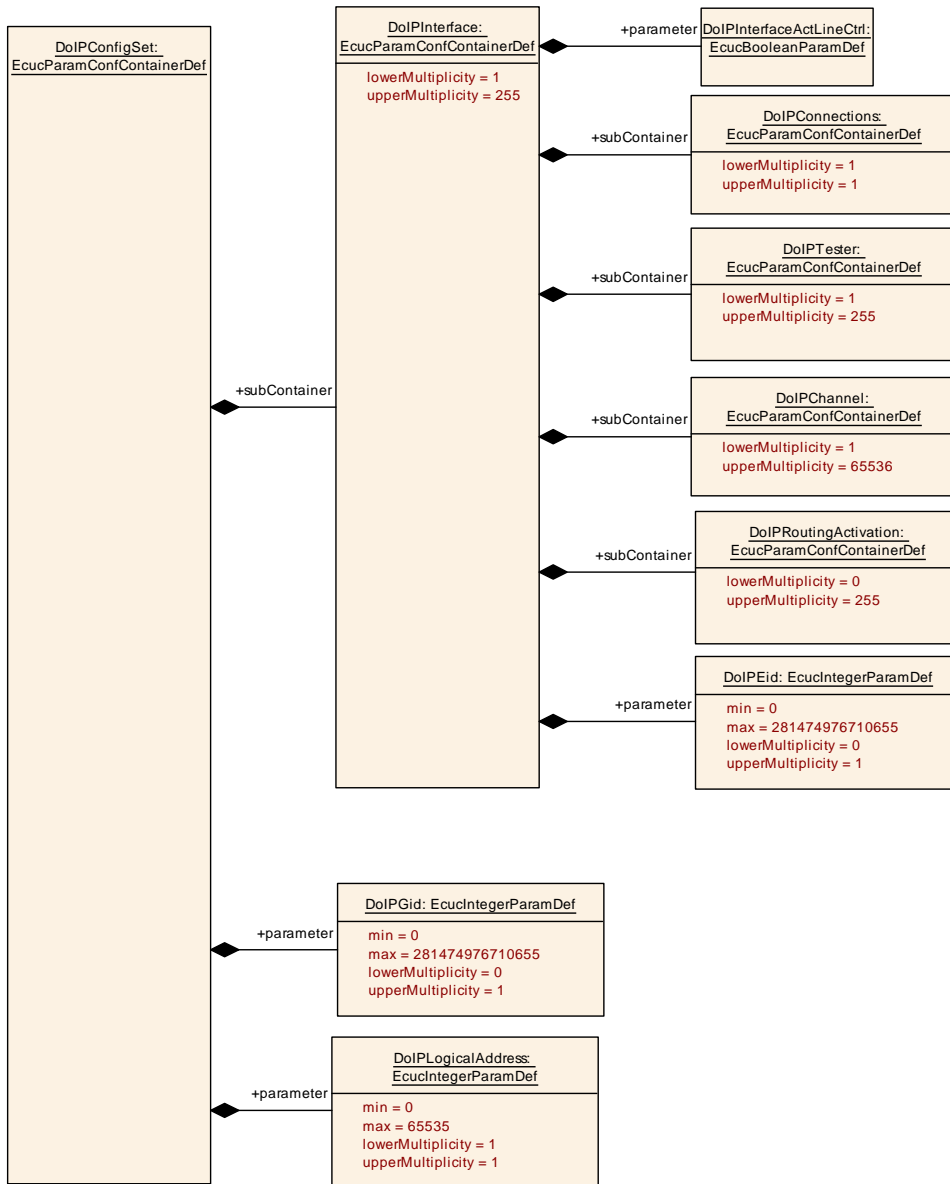


Figure 10.3: DoIPConfigSet

### 10.2.8 DoIPInterface

SWS Item	[ECUC_DoIP_00100]
Container Name	DoIPInterface
Parent Container	DoIPConfigSet
Description	This container defines a logical IP interface and collects properties to configure this interface.
Post-Build Variant Multiplicity	false
Configuration Parameters	

<b>SWS Item</b>	<b>[ECUC_DoIP_00009]</b>		
<b>Parameter Name</b>	DoIPAliveCheckResponseTimeout		
<b>Parent Container</b>	<a href="#">DoIPInterface</a>		
<b>Description</b>	Timeout in [s] for waiting for a response to an Alive Check request before the connection is considered to be disconnected. Represents parameter T_TCP_Alive Check of ISO 13400-2:2012.		
<b>Multiplicity</b>	1		
<b>Type</b>	EcucFloatParamDef		
<b>Range</b>	[0 .. INF]		
<b>Default value</b>	-		
<b>Post-Build Variant Value</b>	false		
<b>Value Configuration Class</b>	<b>Pre-compile time</b>	X	All Variants
	<b>Link time</b>	-	
	<b>Post-build time</b>	-	
<b>Scope / Dependency</b>	scope: local		

<b>SWS Item</b>	<b>[ECUC_DoIP_00014]</b>		
<b>Parameter Name</b>	DoIPEid		
<b>Parent Container</b>	<a href="#">DoIPInterface</a>		
<b>Description</b>	Configured EID (Entity ID of) for vehicle identification/vehicle announcement. Only necessary if DoIPUseMacAddressForIdentification is set to FALSE.		
<b>Multiplicity</b>	0..1		
<b>Type</b>	EcucIntegerParamDef		
<b>Range</b>	0 .. 281474976710655		
<b>Default value</b>	-		
<b>Post-Build Variant Multiplicity</b>	true		
<b>Post-Build Variant Value</b>	true		
<b>Multiplicity Configuration Class</b>	<b>Pre-compile time</b>	X	VARIANT-PRE-COMPILE
	<b>Link time</b>	X	VARIANT-LINK-TIME
	<b>Post-build time</b>	X	VARIANT-POST-BUILD
<b>Value Configuration Class</b>	<b>Pre-compile time</b>	X	VARIANT-PRE-COMPILE
	<b>Link time</b>	X	VARIANT-LINK-TIME
	<b>Post-build time</b>	X	VARIANT-POST-BUILD
<b>Scope / Dependency</b>	scope: local dependency: DoIPEid shall be used if DoIPUseMacAddressForIdentification of the same DoIPInterface is false.		

<b>SWS Item</b>	<b>[ECUC_DoIP_00068]</b>		
<b>Parameter Name</b>	DoIPGeneralInactivityTime		
<b>Parent Container</b>	<a href="#">DoIPInterface</a>		
<b>Description</b>	Timeout in [s] for maximum inactivity of a TCP socket connection before the DoIP module will close the according socket connection. Represents parameter T_TCP_General_Inactivity of ISO 13400-2:2012		
<b>Multiplicity</b>	1		
<b>Type</b>	EcucFloatParamDef		
<b>Range</b>	]0 .. INF[		
<b>Default value</b>	-		
<b>Post-Build Variant Value</b>	false		
<b>Value Configuration Class</b>	<b>Pre-compile time</b>	X	All Variants







	<b>Link time</b>	–	
	<b>Post-build time</b>	–	
<b>Scope / Dependency</b>	scope: local		

<b>SWS Item</b>	<b>[ECUC_DoIP_00010]</b>		
<b>Parameter Name</b>	DoIPInitialInactivityTime		
<b>Parent Container</b>	<a href="#">DoIPInterface</a>		
<b>Description</b>	Timeout in [s] used for initial inactivity of a connected TCP socket connection directly after socket connection. Represents parameter T_TCP_Initial_Inactivity of ISO 13400-2:2012		
<b>Multiplicity</b>	1		
<b>Type</b>	EcucFloatParamDef		
<b>Range</b>	]0 .. INF[		
<b>Default value</b>	–		
<b>Post-Build Variant Value</b>	false		
<b>Value Configuration Class</b>	<b>Pre-compile time</b>	X	All Variants
	<b>Link time</b>	–	
	<b>Post-build time</b>	–	
<b>Scope / Dependency</b>	scope: local		

<b>SWS Item</b>	<b>[ECUC_DoIP_00008]</b>		
<b>Parameter Name</b>	DoIPInitialVehicleAnnouncementTime		
<b>Parent Container</b>	<a href="#">DoIPInterface</a>		
<b>Description</b>	Time to wait in [s] for sending first vehicle announcement message after IP address assignment. Represents parameter A_DoIP_Announce_Wait of ISO 13400-2:2012		
<b>Multiplicity</b>	1		
<b>Type</b>	EcucFloatParamDef		
<b>Range</b>	[0 .. INF]		
<b>Default value</b>	–		
<b>Post-Build Variant Value</b>	false		
<b>Value Configuration Class</b>	<b>Pre-compile time</b>	X	All Variants
	<b>Link time</b>	–	
	<b>Post-build time</b>	–	
<b>Scope / Dependency</b>	scope: local		

<b>SWS Item</b>	<b>[ECUC_DoIP_00101]</b>		
<b>Parameter Name</b>	DoIPInterfaceActLineCtrl		
<b>Parent Container</b>	<a href="#">DoIPInterface</a>		
<b>Description</b>	This attribute defines whether the network interface <ul style="list-style-type: none"> <li>• is started "on-demand" when an activation line is sensed (TRUE) or</li> <li>• is always available (FALSE).</li> </ul>		
<b>Multiplicity</b>	1		
<b>Type</b>	EcucBooleanParamDef		
<b>Default value</b>	–		
<b>Post-Build Variant Multiplicity</b>	false		
<b>Post-Build Variant Value</b>	false		
<b>Value Configuration Class</b>	<b>Pre-compile time</b>	X	All Variants
	<b>Link time</b>	–	





	<b>Post-build time</b>	–	
<b>Scope / Dependency</b>	scope: local		

<b>SWS Item</b>	<b>[ECUC_DoIP_00099]</b>		
<b>Parameter Name</b>	DoIPInterfaceAnnouncementStart		
<b>Parent Container</b>	<a href="#">DoIPInterface</a>		
<b>Description</b>	This attribute defines, when vehicle announcement is started on a DoIPInterface <ul style="list-style-type: none"> <li>• Automatic: As soon as the underlying UDP vehicle announcement connection switches to SOAD_SOCON_ONLINE</li> <li>• OnTrigger: As soon as the API DoIP_TriggerVehicleAnnouncement is called for the given DoIPInterface instance</li> </ul>		
<b>Multiplicity</b>	1		
<b>Type</b>	EcucEnumerationParamDef		
<b>Range</b>	DOIP_AUTOMATIC_ANNOUNCE	AUTOMATIC announcement	
	DOIP_ONTRIGGER_ANNOUNCE	TRIGGERED announcement	
<b>Default value</b>	<a href="#">DOIP_AUTOMATIC_ANNOUNCE</a>		
<b>Post-Build Variant Value</b>	false		
<b>Value Configuration Class</b>	<b>Pre-compile time</b>	X	All Variants
	<b>Link time</b>	–	
	<b>Post-build time</b>	–	
<b>Scope / Dependency</b>	scope: local		

<b>SWS Item</b>	<b>[ECUC_DoIP_00098]</b>		
<b>Parameter Name</b>	DoIPInterfaceld		
<b>Parent Container</b>	<a href="#">DoIPInterface</a>		
<b>Description</b>	This parameter is an identifier of the DoIPInterface. The value of this parameter will be assigned to the symbolic name derived from the container short name.		
<b>Multiplicity</b>	1		
<b>Type</b>	EcucIntegerParamDef (Symbolic Name generated for this parameter)		
<b>Range</b>	0 .. 255		
<b>Default value</b>	–		
<b>Post-Build Variant Multiplicity</b>	false		
<b>Post-Build Variant Value</b>	false		
<b>Value Configuration Class</b>	<b>Pre-compile time</b>	X	All Variants
	<b>Link time</b>	–	
	<b>Post-build time</b>	–	
<b>Scope / Dependency</b>	scope: local		

<b>SWS Item</b>	<b>[ECUC_DoIP_00012]</b>		
<b>Parameter Name</b>	DoIPMaxTesterConnections		
<b>Parent Container</b>	<a href="#">DoIPInterface</a>		
<b>Description</b>	Maximum amount of tester connections that shall be maintained at one time before alive check is performed.		
<b>Multiplicity</b>	1		
<b>Type</b>	EcucIntegerParamDef		
<b>Range</b>	1 .. 255		
<b>Default value</b>	–		





<b>Post-Build Variant Value</b>	false		
<b>Value Configuration Class</b>	<b>Pre-compile time</b>	X	All Variants
	<b>Link time</b>	–	
	<b>Post-build time</b>	–	
<b>Scope / Dependency</b>	scope: local		

<b>SWS Item</b>	<b>[ECUC_DoIP_00013]</b>		
<b>Parameter Name</b>	DoIPUseMacAddressForIdentification		
<b>Parent Container</b>	<a href="#">DoIPInterface</a>		
<b>Description</b>	Provided the information if a configured EID at vehicle identification response/vehicle announcement is used or the MAC address. TRUE: Use MAC Address instead of EID for Vehicle identification/announcement. FALSE: Use configured EID for vehicle identification/announcement.		
<b>Multiplicity</b>	1		
<b>Type</b>	EcucBooleanParamDef		
<b>Default value</b>	–		
<b>Post-Build Variant Value</b>	false		
<b>Value Configuration Class</b>	<b>Pre-compile time</b>	X	All Variants
	<b>Link time</b>	–	
	<b>Post-build time</b>	–	
<b>Scope / Dependency</b>	scope: local dependency: DoIPEid		

<b>SWS Item</b>	<b>[ECUC_DoIP_00016]</b>		
<b>Parameter Name</b>	DoIPUseVehicleIdentificationSyncStatus		
<b>Parent Container</b>	<a href="#">DoIPInterface</a>		
<b>Description</b>	Defines if the optional VIN/GID synchronization status is used additionally in the vehicle identification/announcement.		
<b>Multiplicity</b>	1		
<b>Type</b>	EcucBooleanParamDef		
<b>Default value</b>	–		
<b>Post-Build Variant Value</b>	false		
<b>Value Configuration Class</b>	<b>Pre-compile time</b>	X	All Variants
	<b>Link time</b>	–	
	<b>Post-build time</b>	–	
<b>Scope / Dependency</b>	scope: local		

<b>SWS Item</b>	<b>[ECUC_DoIP_00094]</b>		
<b>Parameter Name</b>	DoIPVehicleAnnouncementCount		
<b>Parent Container</b>	<a href="#">DoIPInterface</a>		
<b>Description</b>	Number of vehicle announcement messages on IP address assignment. Represents parameter A_DoIP_Announce_Num of ISO 13400-2:2012.		
<b>Multiplicity</b>	0..1		
<b>Type</b>	EcucIntegerParamDef		
<b>Range</b>	1 .. 255		
<b>Default value</b>	–		
<b>Post-Build Variant Value</b>	false		
<b>Value Configuration Class</b>	<b>Pre-compile time</b>	X	All Variants
	<b>Link time</b>	–	





	<b>Post-build time</b>	-	
<b>Scope / Dependency</b>	scope: local		

<b>SWS Item</b>	<b>[ECUC_DoIP_00007]</b>		
<b>Parameter Name</b>	DoIPVehicleAnnouncementInterval		
<b>Parent Container</b>	<a href="#">DoIPInterface</a>		
<b>Description</b>	Time to wait in [s] for sending subsequent vehicle announcement messages. Represents parameter A_DoIP_Announce_Interval of ISO 13400-2:2012		
<b>Multiplicity</b>	0..1		
<b>Type</b>	EcucFloatParamDef		
<b>Range</b>	[0 .. INF]		
<b>Default value</b>	-		
<b>Post-Build Variant Value</b>	false		
<b>Value Configuration Class</b>	<b>Pre-compile time</b>	X	All Variants
	<b>Link time</b>	-	
	<b>Post-build time</b>	-	
<b>Scope / Dependency</b>	scope: local		

Included Containers		
Container Name	Multiplicity	Scope / Dependency
<a href="#">DoIPChannel</a>	1..65536	Configuration of one DoIPChannel.
<a href="#">DoIPConnections</a>	1	Container contains all lower layer connection specific information, i.e. the single Pdu References and Handle IDs to the SoAd.
<a href="#">DoIPFurtherActionByteCallback</a>	0..1	This container describes the Callbackfunction to get the Further Action byte. This container shall always be present. If the DoIPFurtherActionByteDirect parameter is not present, the DoIP module will use an RPort of ServiceInterface CallbackGetFurtherActionByte with the name "CBGetFurtherActionByte_<shortname of enclosing DoIPInterface container>".
<a href="#">DoIPProtocolVersion</a>	1	This container defines the protocol version of the DoIP entity.
<a href="#">DoIPRoutingActivation</a>	0..255	This container describes the routing activation possibilities by representing for each container a possible routing activation request message to the DoIP entity and the according references to the activated diagnostic messages.
<a href="#">DoIPTester</a>	1..255	This container describes the properties of the possible connectable Tester for the DoIP entity.

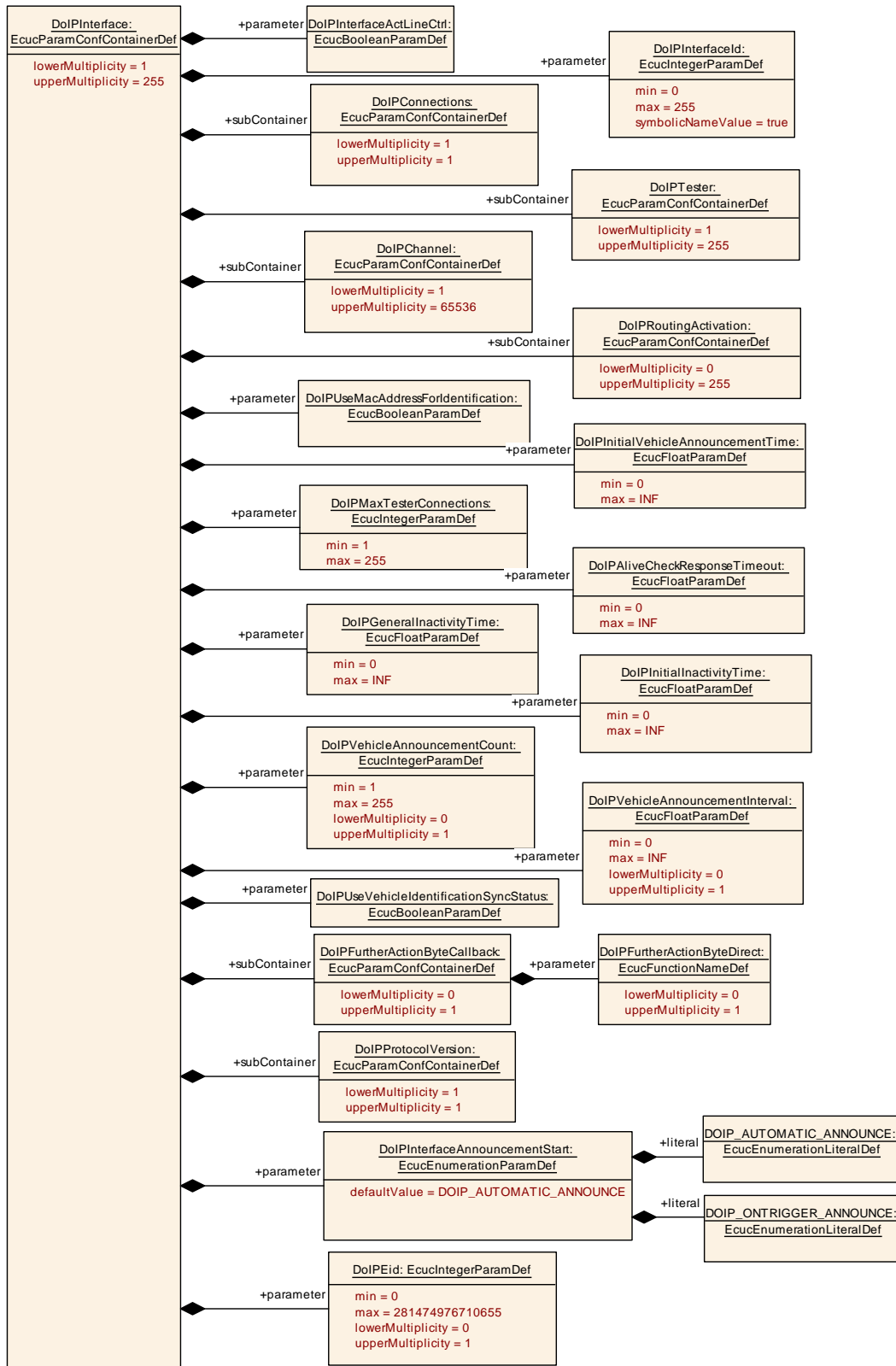


Figure 10.4: DoIPInterface

## 10.2.9 DoIPChannel

<b>SWS Item</b>	[ECUC_DoIP_00069]
<b>Container Name</b>	DoIPChannel
<b>Parent Container</b>	<a href="#">DoIPInterface</a>
<b>Description</b>	Configuration of one DoIPChannel.
<b>Post-Build Variant Multiplicity</b>	false
<b>Configuration Parameters</b>	

<b>SWS Item</b>	[ECUC_DoIP_00070]
<b>Parameter Name</b>	DoIPChannelSARef
<b>Parent Container</b>	<a href="#">DoIPChannel</a>
<b>Description</b>	Reference to the DoIPTester.
<b>Multiplicity</b>	1
<b>Type</b>	Reference to <a href="#">DoIPTester</a>
<b>Post-Build Variant Value</b>	false
<b>Scope / Dependency</b>	

<b>SWS Item</b>	[ECUC_DoIP_00071]
<b>Parameter Name</b>	DoIPChannelTARef
<b>Parent Container</b>	<a href="#">DoIPChannel</a>
<b>Description</b>	Reference to the target address.
<b>Multiplicity</b>	1
<b>Type</b>	Reference to <a href="#">DoIPTargetAddress</a>
<b>Post-Build Variant Value</b>	false
<b>Scope / Dependency</b>	

Included Containers		
Container Name	Multiplicity	Scope / Dependency
<a href="#">DoIPduRRxPdu</a>	0..1	This container contains the Rx Pdus to connect with the Rx Pdu of the PduR.
<a href="#">DoIPduRTxPdu</a>	0..1	This container contains the Tx Pdus to connect with the Tx Pdu of the PduR. If the parameter is not configured the channel is for functional addressing.

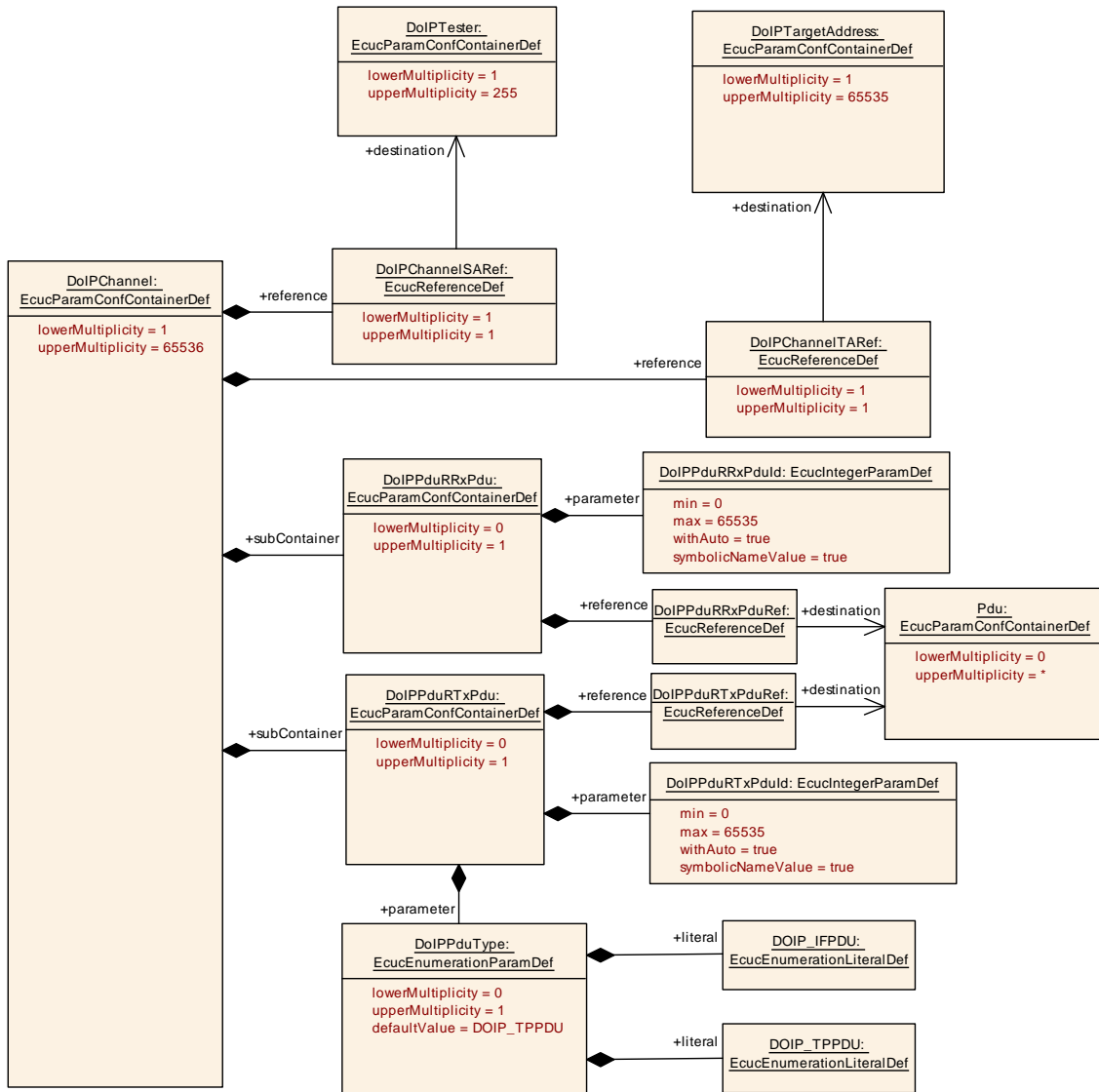


Figure 10.5: DoIPChannel

### 10.2.10 DoIPPduRRxPdu

SWS Item	[ECUC_DoIP_00055]
Container Name	DoIPPduRRxPdu
Parent Container	DoIPChannel
Description	This container contains the Rx Pdus to connect with the Rx Pdus of the PduR.
Configuration Parameters	

SWS Item	[ECUC_DoIP_00057]
Parameter Name	DoIPPduRRxPduld
Parent Container	DoIPPduRRxPdu





<b>Description</b>	The DoIPduRRxPduId is required by the API call DoIP_TpCancelReceive.		
<b>Multiplicity</b>	1		
<b>Type</b>	EcucIntegerParamDef (Symbolic Name generated for this parameter)		
<b>Range</b>	0 .. 65535		
<b>Default value</b>	-		
<b>Post-Build Variant Value</b>	false		
<b>Value Configuration Class</b>	<b>Pre-compile time</b>	X	All Variants
	<b>Link time</b>	-	
	<b>Post-build time</b>	-	
<b>Scope / Dependency</b>	scope: ECU withAuto = true		

<b>SWS Item</b>	<b>[ECUC_DoIP_00058]</b>		
<b>Parameter Name</b>	DoIPduRRxPduRef		
<b>Parent Container</b>	<a href="#">DoIPduRRxPdu</a>		
<b>Description</b>	Reference to the "global" Pdu structure to allow harmonization of handle IDs in the COM-Stack.		
<b>Multiplicity</b>	1		
<b>Type</b>	Reference to Pdu		
<b>Post-Build Variant Value</b>	true		
<b>Value Configuration Class</b>	<b>Pre-compile time</b>	X	VARIANT-PRE-COMPILE
	<b>Link time</b>	X	VARIANT-LINK-TIME
	<b>Post-build time</b>	X	VARIANT-POST-BUILD
<b>Scope / Dependency</b>	scope: local		

<b>No Included Containers</b>
-------------------------------

### 10.2.11 DoIPduRTxPdu

<b>SWS Item</b>	<b>[ECUC_DoIP_00056]</b>		
<b>Container Name</b>	DoIPduRTxPdu		
<b>Parent Container</b>	<a href="#">DoIPChannel</a>		
<b>Description</b>	This container contains the Tx Pdus to connect with the Tx Pdus of the PduR. If the parameter is not configured the channel is for functional addressing.		
<b>Configuration Parameters</b>			

<b>SWS Item</b>	<b>[ECUC_DoIP_00060]</b>		
<b>Parameter Name</b>	DoIPduRTxPduId		
<b>Parent Container</b>	<a href="#">DoIPduRTxPdu</a>		
<b>Description</b>	The DoIPduRTxPduId is required by DoIP_TpTransmit or DoIP_IfTransmit and DoIP_TpCancelTransmit.		
<b>Multiplicity</b>	1		
<b>Type</b>	EcucIntegerParamDef (Symbolic Name generated for this parameter)		
<b>Range</b>	0 .. 65535		
<b>Default value</b>	-		







<b>Post-Build Variant Value</b>	false		
<b>Value Configuration Class</b>	<b>Pre-compile time</b>	X	All Variants
	<b>Link time</b>	–	
	<b>Post-build time</b>	–	
<b>Scope / Dependency</b>	scope: ECU withAuto = true		

<b>SWS Item</b>	<b>[ECUC_DoIP_00075]</b>		
<b>Parameter Name</b>	DoIPduType		
<b>Parent Container</b>	<a href="#">DoIPduRTxPdu</a>		
<b>Description</b>	API Type to use for communication with PduR. DOIP_IFPDU for UUDT messages, DOIP_TPPDU for all other diagnostic messages.		
<b>Multiplicity</b>	0..1		
<b>Type</b>	EcucEnumerationParamDef		
<b>Range</b>	DOIP_IFPDU	DOIP_IFPDU for UUDT messages,	
	DOIP_TPPDU	DOIP_TPPDU for all other diagnostic messages.	
<b>Default value</b>	<a href="#">DOIP_TPPDU</a>		
<b>Post-Build Variant Multiplicity</b>	true		
<b>Post-Build Variant Value</b>	true		
<b>Multiplicity Configuration Class</b>	<b>Pre-compile time</b>	X	VARIANT-PRE-COMPILE
	<b>Link time</b>	X	VARIANT-LINK-TIME
	<b>Post-build time</b>	X	VARIANT-POST-BUILD
<b>Value Configuration Class</b>	<b>Pre-compile time</b>	X	VARIANT-PRE-COMPILE
	<b>Link time</b>	X	VARIANT-LINK-TIME
	<b>Post-build time</b>	X	VARIANT-POST-BUILD
<b>Scope / Dependency</b>	scope: local		

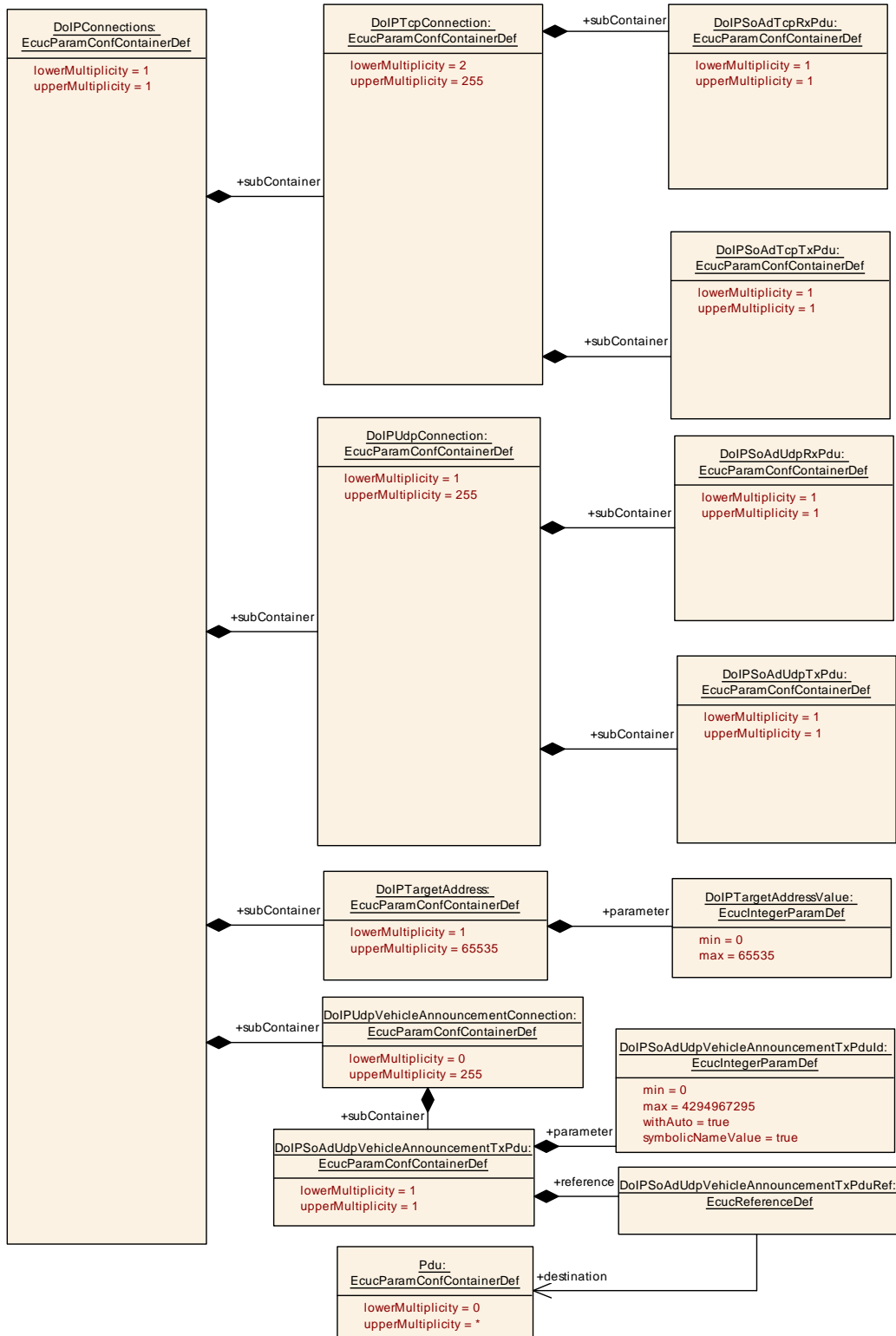
<b>SWS Item</b>	<b>[ECUC_DoIP_00059]</b>		
<b>Parameter Name</b>	DoIPduRTxPduRef		
<b>Parent Container</b>	<a href="#">DoIPduRTxPdu</a>		
<b>Description</b>	Reference to the "global" Pdu structure to allow harmonization of handle IDs in the COM-Stack.		
<b>Multiplicity</b>	1		
<b>Type</b>	Reference to Pdu		
<b>Post-Build Variant Value</b>	true		
<b>Value Configuration Class</b>	<b>Pre-compile time</b>	X	VARIANT-PRE-COMPILE
	<b>Link time</b>	X	VARIANT-LINK-TIME
	<b>Post-build time</b>	X	VARIANT-POST-BUILD
<b>Scope / Dependency</b>	scope: local		

<b>No Included Containers</b>
-------------------------------

## 10.2.12 DoIPConnections

<b>SWS Item</b>	[ECUC_DoIP_00032]
<b>Container Name</b>	DoIPConnections
<b>Parent Container</b>	<a href="#">DoIPInterface</a>
<b>Description</b>	Container contains all lower layer connection specific information, i.e. the single Pdu References and Handle IDs to the SoAd.
<b>Post-Build Variant Multiplicity</b>	false
<b>Configuration Parameters</b>	

Included Containers		
Container Name	Multiplicity	Scope / Dependency
<a href="#">DoIPTargetAddress</a>	1..65535	This container describes a possible TargetAddress that is supported by DoIP.
<a href="#">DoIPTcpConnection</a>	2..255	This container describes a TCP connection to the lower layer So Ad module.
<a href="#">DoPUdpConnection</a>	1..255	This Container describes a Udp connection to the lower layer So Ad module.
<a href="#">DoPUdpVehicleAnnouncement Connection</a>	0..255	This container describes the UDP multicast connections to the lower layer SoAd module.



**Figure 10.6: DoIPConnections**

### 10.2.13 DoIPTargetAddress

<b>SWS Item</b>	[ECUC_DoIP_00053]
<b>Container Name</b>	DoIPTargetAddress
<b>Parent Container</b>	<a href="#">DoIPConnections</a>
<b>Description</b>	This container describes a possible TargetAddress that is supported by DoIP.
<b>Configuration Parameters</b>	

<b>SWS Item</b>	[ECUC_DoIP_00054]		
<b>Parameter Name</b>	DoIPTargetAddressValue		
<b>Parent Container</b>	<a href="#">DoIPTargetAddress</a>		
<b>Description</b>	Valid Target Address of a DoIP target address.		
<b>Multiplicity</b>	1		
<b>Type</b>	EcucIntegerParamDef		
<b>Range</b>	0 .. 65535		
<b>Default value</b>	-		
<b>Post-Build Variant Value</b>	true		
<b>Value Configuration Class</b>	<b>Pre-compile time</b>	X	VARIANT-PRE-COMPILE
	<b>Link time</b>	X	VARIANT-LINK-TIME
	<b>Post-build time</b>	X	VARIANT-POST-BUILD
<b>Scope / Dependency</b>	scope: local		

<b>No Included Containers</b>
-------------------------------

### 10.2.14 DoIPTcpConnection

<b>SWS Item</b>	[ECUC_DoIP_00045]
<b>Container Name</b>	DoIPTcpConnection
<b>Parent Container</b>	<a href="#">DoIPConnections</a>
<b>Description</b>	This container describes a TCP connection to the lower layer SoAd module.
<b>Configuration Parameters</b>	

<b>SWS Item</b>	[ECUC_DoIP_00095]		
<b>Parameter Name</b>	DoIPRequestAddressAssignment		
<b>Parent Container</b>	<a href="#">DoIPTcpConnection</a>		
<b>Description</b>	The DoIP module shall request IP address assignment by calling SoAd_RequestIpAddr Assignment() for the TcpIpLocalAddr related to this DolpConnection.		
<b>Multiplicity</b>	1		
<b>Type</b>	EcucBooleanParamDef		
<b>Default value</b>	true		
<b>Post-Build Variant Value</b>	false		
<b>Value Configuration Class</b>	<b>Pre-compile time</b>	X	All Variants
	<b>Link time</b>	-	
	<b>Post-build time</b>	-	
<b>Scope / Dependency</b>	scope: local		

<b>SWS Item</b>	[ECUC_DoIP_00097]
<b>Parameter Name</b>	DoIPTcpConnectionSecurityRequired
<b>Parent Container</b>	<a href="#">DoIPTcpConnection</a>
<b>Description</b>	Indicates if the associated TCP socket uses a secure connection (e.g. TLS)
<b>Multiplicity</b>	0..1
<b>Type</b>	EcucBooleanParamDef
<b>Default value</b>	false
<b>Scope / Dependency</b>	scope: local dependency: DoIPTcpConnectionSecurityRequired shall only be enabled if DoIP_ISO13400_2_2019 is enabled.

Included Containers		
Container Name	Multiplicity	Scope / Dependency
<a href="#">DoIPSoAdTcpRxPdu</a>	1	This container describes a Rx PDU received via SoAd over TCP
<a href="#">DoIPSoAdTcpTxPdu</a>	1	This container describes a Tx PDU sent via SoAd over TCP

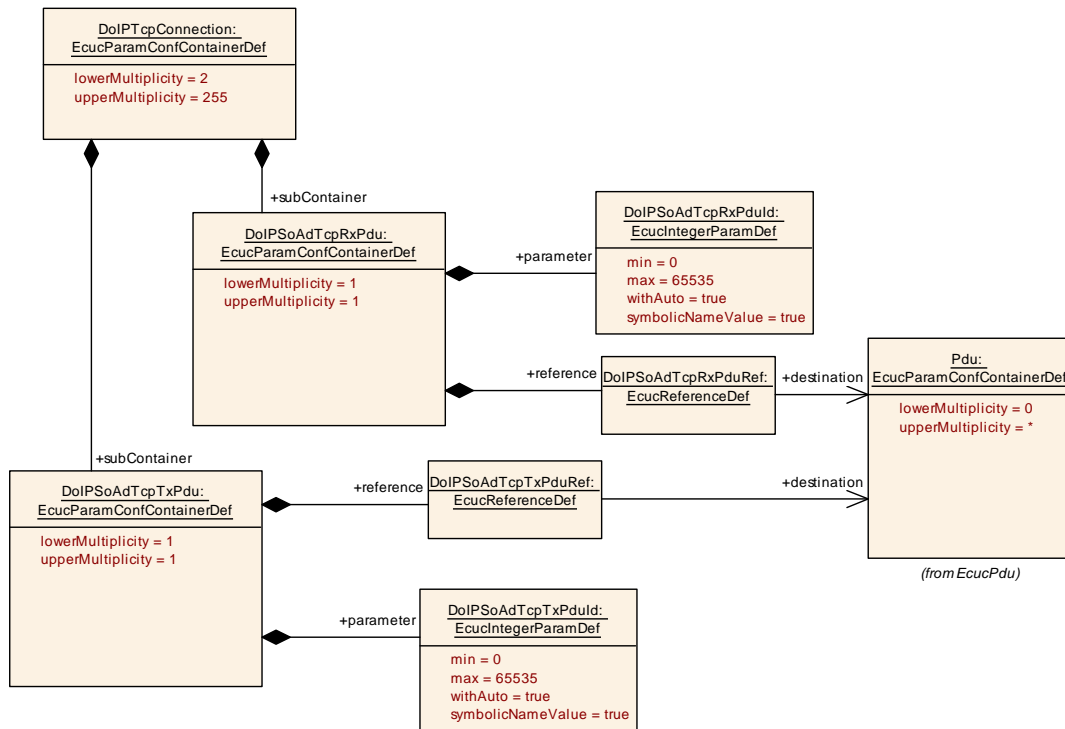


Figure 10.7: DoIPTcpConnection

### 10.2.15 DoIPSoAdTcpRxPdu

<b>SWS Item</b>	[ECUC_DoIP_00080]
<b>Container Name</b>	DoIPSoAdTcpRxPdu
<b>Parent Container</b>	<a href="#">DoIPTcpConnection</a>





<b>Description</b>	This container describes a Rx PDU received via SoAd over TCP		
<b>Configuration Parameters</b>			

<b>SWS Item</b>	<b>[ECUC_DoIP_00082]</b>		
<b>Parameter Name</b>	DoIPSoAdTcpRxPduld		
<b>Parent Container</b>	<a href="#">DoIPSoAdTcpRxPdu</a>		
<b>Description</b>	The DoIPSoAdTcpRxPduld is required by the API call DoIP_SoAdTpRxIndication to receive I-PDUs from the SoAd.		
<b>Multiplicity</b>	1		
<b>Type</b>	EcucIntegerParamDef (Symbolic Name generated for this parameter)		
<b>Range</b>	0 .. 65535		
<b>Default value</b>	-		
<b>Post-Build Variant Value</b>	false		
<b>Value Configuration Class</b>	<b>Pre-compile time</b>	X	All Variants
	<b>Link time</b>	-	
	<b>Post-build time</b>	-	
<b>Scope / Dependency</b>	scope: ECU withAuto = true		

<b>SWS Item</b>	<b>[ECUC_DoIP_00083]</b>		
<b>Parameter Name</b>	DoIPSoAdTcpRxPduRef		
<b>Parent Container</b>	<a href="#">DoIPSoAdTcpRxPdu</a>		
<b>Description</b>	Reference to the "global" Pdu structure to allow harmonization of handle IDs in the COM-Stack.		
<b>Multiplicity</b>	1		
<b>Type</b>	Reference to Pdu		
<b>Post-Build Variant Value</b>	true		
<b>Value Configuration Class</b>	<b>Pre-compile time</b>	X	VARIANT-PRE-COMPILE
	<b>Link time</b>	X	VARIANT-LINK-TIME
	<b>Post-build time</b>	X	VARIANT-POST-BUILD
<b>Scope / Dependency</b>	scope: local		

<b>No Included Containers</b>
-------------------------------

## 10.2.16 DoIPSoAdTcpTxPdu

<b>SWS Item</b>	<b>[ECUC_DoIP_00081]</b>		
<b>Container Name</b>	DoIPSoAdTcpTxPdu		
<b>Parent Container</b>	<a href="#">DoIPTcpConnection</a>		
<b>Description</b>	This container describes a Tx PDU sent via SoAd over TCP		
<b>Configuration Parameters</b>			

<b>SWS Item</b>	<b>[ECUC_DoIP_00085]</b>		
<b>Parameter Name</b>	DoIPSoAdTcpTxPduld		
<b>Parent Container</b>	<a href="#">DoIPSoAdTcpTxPdu</a>		
<b>Description</b>	The DoIPSoAdTcpTxPduld is required by the API call DoIP_SoAdTpTxConfirmation that is called by the SoAd to confirm that the IPdu has been transmitted successfully.		
<b>Multiplicity</b>	1		
<b>Type</b>	EcucIntegerParamDef (Symbolic Name generated for this parameter)		
<b>Range</b>	0 .. 65535		
<b>Default value</b>	-		
<b>Post-Build Variant Value</b>	false		
<b>Value Configuration Class</b>	<b>Pre-compile time</b>	X	All Variants
	<b>Link time</b>	-	
	<b>Post-build time</b>	-	
<b>Scope / Dependency</b>	scope: ECU withAuto = true		

<b>SWS Item</b>	<b>[ECUC_DoIP_00084]</b>		
<b>Parameter Name</b>	DoIPSoAdTcpTxPduRef		
<b>Parent Container</b>	<a href="#">DoIPSoAdTcpTxPdu</a>		
<b>Description</b>	Reference to the "global" Pdu structure to allow harmonization of handle IDs in the COM-Stack.		
<b>Multiplicity</b>	1		
<b>Type</b>	Reference to Pdu		
<b>Post-Build Variant Value</b>	true		
<b>Value Configuration Class</b>	<b>Pre-compile time</b>	X	VARIANT-PRE-COMPILE
	<b>Link time</b>	X	VARIANT-LINK-TIME
	<b>Post-build time</b>	X	VARIANT-POST-BUILD
<b>Scope / Dependency</b>	scope: local		

<b>No Included Containers</b>
-------------------------------

### 10.2.17 DoIPUdpConnection

<b>SWS Item</b>	<b>[ECUC_DoIP_00052]</b>
<b>Container Name</b>	DoIPUdpConnection
<b>Parent Container</b>	<a href="#">DoIPConnections</a>
<b>Description</b>	This Container describes a Udp connection to the lower layer SoAd module.
<b>Configuration Parameters</b>	

<b>SWS Item</b>	<b>[ECUC_DoIP_00095]</b>
<b>Parameter Name</b>	DoIPRequestAddressAssignment
<b>Parent Container</b>	<a href="#">DoIPUdpConnection</a>
<b>Description</b>	The DoIP module shall request IP address assignment by calling SoAd_RequestIpAddr Assignment() for the TcpIpLocalAddr related to this DolpConnection.
<b>Multiplicity</b>	1





Type	EcucBooleanParamDef		
Default value	true		
Post-Build Variant Value	false		
Value Configuration Class	Pre-compile time	X	All Variants
	Link time	–	
	Post-build time	–	
Scope / Dependency	scope: local		

Included Containers		
Container Name	Multiplicity	Scope / Dependency
<a href="#">DoIPSoAdUdpRxPdu</a>	1	This container describes a Rx PDU received via SoAd over UDP.
<a href="#">DoIPSoAdUdpTxPdu</a>	1	This container describes a Tx PDU sent via SoAd over UDP.

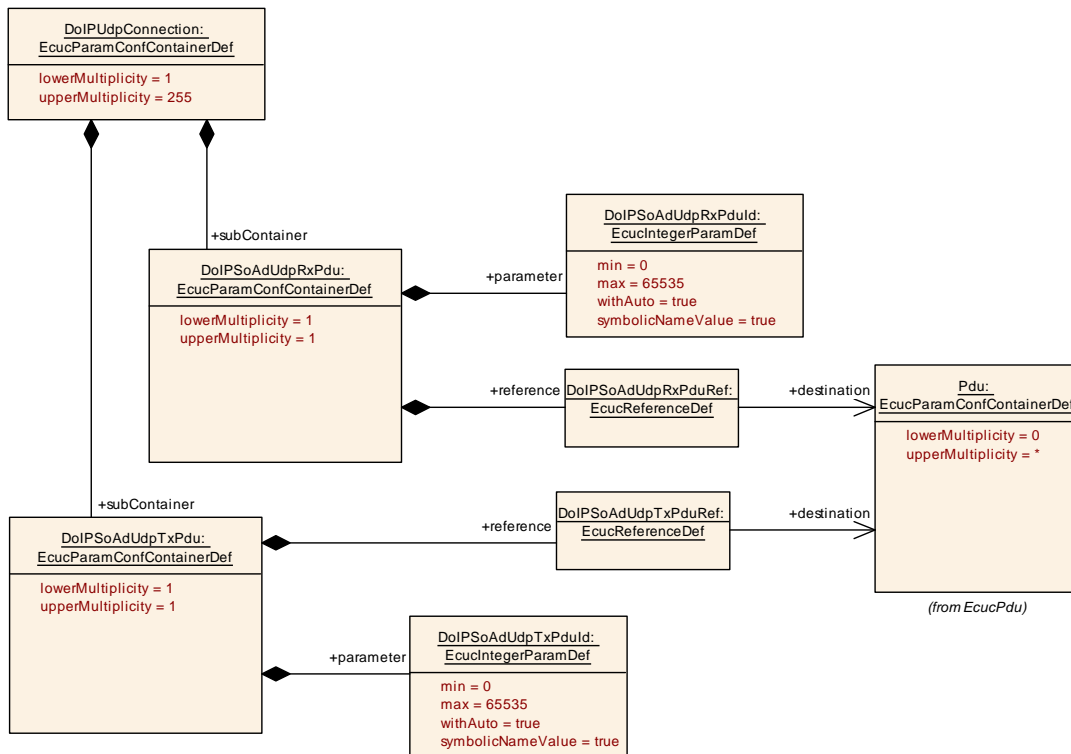


Figure 10.8: DoIPUdpConnection

### 10.2.18 DoIPSoAdUdpRxPdu

SWS Item	[ECUC_DoIP_00046]
Container Name	DoIPSoAdUdpRxPdu
Parent Container	<a href="#">DoIPUdpConnection</a>
Description	This container describes a Rx PDU received via SoAd over UDP.
Configuration Parameters	



<b>SWS Item</b>	<b>[ECUC_DoIP_00048]</b>		
<b>Parameter Name</b>	DoIPSoAdUdpRxPduld		
<b>Parent Container</b>	<a href="#">DoIPSoAdUdpRxPdu</a>		
<b>Description</b>	The DoIPSoAdUdpRxPduld is required by the API call DoIP_SoAdIfRxIndication to receive I-PDUs from the SoAd.		
<b>Multiplicity</b>	1		
<b>Type</b>	EcucIntegerParamDef (Symbolic Name generated for this parameter)		
<b>Range</b>	0 .. 65535		
<b>Default value</b>	-		
<b>Post-Build Variant Value</b>	false		
<b>Value Configuration Class</b>	<b>Pre-compile time</b>	X	All Variants
	<b>Link time</b>	-	
	<b>Post-build time</b>	-	
<b>Scope / Dependency</b>	scope: ECU withAuto = true		

<b>SWS Item</b>	<b>[ECUC_DoIP_00049]</b>		
<b>Parameter Name</b>	DoIPSoAdUdpRxPduRef		
<b>Parent Container</b>	<a href="#">DoIPSoAdUdpRxPdu</a>		
<b>Description</b>	Reference to the "global" Pdu structure to allow harmonization of handle IDs in the COM-Stack.		
<b>Multiplicity</b>	1		
<b>Type</b>	Reference to Pdu		
<b>Post-Build Variant Value</b>	true		
<b>Value Configuration Class</b>	<b>Pre-compile time</b>	X	VARIANT-PRE-COMPILE
	<b>Link time</b>	X	VARIANT-LINK-TIME
	<b>Post-build time</b>	X	VARIANT-POST-BUILD
<b>Scope / Dependency</b>	scope: local		

<b>No Included Containers</b>
-------------------------------

### 10.2.19 DoIPSoAdUdpTxPdu

<b>SWS Item</b>	<b>[ECUC_DoIP_00047]</b>
<b>Container Name</b>	DoIPSoAdUdpTxPdu
<b>Parent Container</b>	<a href="#">DoIPUdpConnection</a>
<b>Description</b>	This container describes a Tx PDU sent via SoAd over UDP.
<b>Configuration Parameters</b>	

<b>SWS Item</b>	<b>[ECUC_DoIP_00051]</b>
<b>Parameter Name</b>	DoIPSoAdUdpTxPduld
<b>Parent Container</b>	<a href="#">DoIPSoAdUdpTxPdu</a>
<b>Description</b>	The DoIPSoAdUdpTxPduld is required by the API call DoIP_SoAdIfTxConfirmation that is called by the SoAd to confirm that the IPdu has been transmitted successfully.
<b>Multiplicity</b>	1





<b>Type</b>	EcucIntegerParamDef (Symbolic Name generated for this parameter)		
<b>Range</b>	0 .. 65535		
<b>Default value</b>	-		
<b>Post-Build Variant Value</b>	false		
<b>Value Configuration Class</b>	<b>Pre-compile time</b>	X	All Variants
	<b>Link time</b>	-	
	<b>Post-build time</b>	-	
<b>Scope / Dependency</b>	scope: ECU withAuto = true		

<b>SWS Item</b>	[ECUC_DoIP_00050]		
<b>Parameter Name</b>	DoIPSoAdUdpTxPduRef		
<b>Parent Container</b>	<a href="#">DoIPSoAdUdpTxPdu</a>		
<b>Description</b>	Reference to the "global" Pdu structure to allow harmonization of handle IDs in the COM-Stack.		
<b>Multiplicity</b>	1		
<b>Type</b>	Reference to Pdu		
<b>Post-Build Variant Value</b>	true		
<b>Value Configuration Class</b>	<b>Pre-compile time</b>	X	VARIANT-PRE-COMPILE
	<b>Link time</b>	X	VARIANT-LINK-TIME
	<b>Post-build time</b>	X	VARIANT-POST-BUILD
<b>Scope / Dependency</b>	scope: local		

No Included Containers

## 10.2.20 DoIPUdpVehicleAnnouncementConnection

<b>SWS Item</b>	[ECUC_DoIP_00076]		
<b>Container Name</b>	DoIPUdpVehicleAnnouncementConnection		
<b>Parent Container</b>	<a href="#">DoIPConnections</a>		
<b>Description</b>	This container describes the UDP multicast connections to the lower layer SoAd module.		
<b>Configuration Parameters</b>			

<b>SWS Item</b>	[ECUC_DoIP_00095]		
<b>Parameter Name</b>	DoIPRequestAddressAssignment		
<b>Parent Container</b>	<a href="#">DoIPUdpVehicleAnnouncementConnection</a>		
<b>Description</b>	The DoIP module shall request IP address assignment by calling SoAd_RequestIpAddr Assignment() for the TcpIpLocalAddr related to this DoIpConnection.		
<b>Multiplicity</b>	1		
<b>Type</b>	EcucBooleanParamDef		
<b>Default value</b>	true		
<b>Post-Build Variant Value</b>	false		
<b>Value Configuration Class</b>	<b>Pre-compile time</b>	X	All Variants
	<b>Link time</b>	-	





	<b>Post-build time</b>	–	
<b>Scope / Dependency</b>	scope: local		

Included Containers		
Container Name	Multiplicity	Scope / Dependency
<a href="#">DoIPSoAdUdpVehicleAnnouncementTxPdu</a>	1	This container describes the vehicle announcement TxPdu sent via the SoAd.

### 10.2.21 DoIPSoAdUdpVehicleAnnouncementTxPdu

<b>SWS Item</b>	[ECUC_DoIP_00077]
<b>Container Name</b>	DoIPSoAdUdpVehicleAnnouncementTxPdu
<b>Parent Container</b>	<a href="#">DoIPUdpVehicleAnnouncementConnection</a>
<b>Description</b>	This container describes the vehicle announcement TxPdu sent via the SoAd.
<b>Configuration Parameters</b>	

<b>SWS Item</b>	[ECUC_DoIP_00078]		
<b>Parameter Name</b>	DoIPSoAdUdpVehicleAnnouncementTxPduld		
<b>Parent Container</b>	<a href="#">DoIPSoAdUdpVehicleAnnouncementTxPdu</a>		
<b>Description</b>	The DoIPSoAdUdpVehicleAnnouncementTxPduld is required by the API call DoIP_SoAdIfTxConfirmation() that is called by the SoAd to confirm that the IPdu has been transmitted successfully.		
<b>Multiplicity</b>	1		
<b>Type</b>	EcucIntegerParamDef (Symbolic Name generated for this parameter)		
<b>Range</b>	0 .. 4294967295		
<b>Default value</b>	–		
<b>Post-Build Variant Value</b>	false		
<b>Value Configuration Class</b>	<b>Pre-compile time</b>	X	All Variants
	<b>Link time</b>	–	
	<b>Post-build time</b>	–	
<b>Scope / Dependency</b>	scope: ECU withAuto = true		

<b>SWS Item</b>	[ECUC_DoIP_00079]		
<b>Parameter Name</b>	DoIPSoAdUdpVehicleAnnouncementTxPduRef		
<b>Parent Container</b>	<a href="#">DoIPSoAdUdpVehicleAnnouncementTxPdu</a>		
<b>Description</b>	Reference to the "global" PDU structure to allow harmonization of handle IDs in the COM-Stack.		
<b>Multiplicity</b>	1		
<b>Type</b>	Reference to Pdu		
<b>Post-Build Variant Value</b>	true		
<b>Value Configuration Class</b>	<b>Pre-compile time</b>	X	VARIANT-PRE-COMPILE
	<b>Link time</b>	X	VARIANT-LINK-TIME
	<b>Post-build time</b>	X	VARIANT-POST-BUILD
<b>Scope / Dependency</b>	scope: local		

<b>No Included Containers</b>
-------------------------------

### 10.2.22 DoIPFurtherActionByteCallback

<b>SWS Item</b>	[ECUC_DoIP_00092]
<b>Container Name</b>	DoIPFurtherActionByteCallback
<b>Parent Container</b>	<a href="#">DoIPInterface</a>
<b>Description</b>	This container describes the Callbackfunction to get the Further Action byte. This container shall always be present. If the DoIPFurtherActionByteDirect parameter is not present, the DoIP module will use an RPort of ServiceInterface CallbackGetFurtherActionByte with the name "CBGetFurtherActionByte_<shortname of enclosing DoIPInterface container>".
<b>Configuration Parameters</b>	

<b>SWS Item</b>	[ECUC_DoIP_00093]		
<b>Parameter Name</b>	DoIPFurtherActionByteDirect		
<b>Parent Container</b>	<a href="#">DoIPFurtherActionByteCallback</a>		
<b>Description</b>	Direct C Callback function to get the OEM specific Further Action Byte for the DoIP vehicle identification response/vehicle announcement. If the DoIPFurtherActionByteDirect parameter is present, the DoIP module will not use an RPort of ServiceInterface "CBGetFurtherActionByte" but will call the configured function.		
<b>Multiplicity</b>	0..1		
<b>Type</b>	EcucFunctionNameDef		
<b>Default value</b>	-		
<b>Regular Expression</b>	-		
<b>Value Configuration Class</b>	<b>Pre-compile time</b>	X	VARIANT-PRE-COMPILE
	<b>Link time</b>	X	VARIANT-LINK-TIME, VARIANT-POST-BUILD
	<b>Post-build time</b>	-	
<b>Scope / Dependency</b>	scope: local		

No Included Containers

### 10.2.23 DoIPProtocolVersion

<b>SWS Item</b>	[ECUC_DoIP_00102]
<b>Container Name</b>	DoIPProtocolVersion
<b>Parent Container</b>	<a href="#">DoIPInterface</a>
<b>Description</b>	This container defines the protocol version of the DoIP entity.
<b>Configuration Parameters</b>	

<b>SWS Item</b>	[ECUC_DoIP_00103]
<b>Parameter Name</b>	DoIP_ISO13400_2_2012
<b>Parent Container</b>	<a href="#">DoIPProtocolVersion</a>
<b>Description</b>	If this parameter is enabled, the DoIP entity supports communication with ISO13400-2:2012 compliant tester using protocol version 0x02.
<b>Multiplicity</b>	1
<b>Type</b>	EcucBooleanParamDef
<b>Default value</b>	true





<b>Post-Build Variant Value</b>	false		
<b>Value Configuration Class</b>	<b>Pre-compile time</b>	X	All Variants
	<b>Link time</b>	–	
	<b>Post-build time</b>	–	
<b>Scope / Dependency</b>	scope: local		

<b>SWS Item</b>	[ECUC_DoIP_00105]		
<b>Parameter Name</b>	DoIP_ISO13400_2_2019		
<b>Parent Container</b>	<a href="#">DoIPProtocolVersion</a>		
<b>Description</b>	If this parameter is enabled, the DoIP entity supports communication with ISO13400-2:2019 compliant tester using protocol version 0x03.		
<b>Multiplicity</b>	1		
<b>Type</b>	EcucBooleanParamDef		
<b>Default value</b>	true		
<b>Post-Build Variant Value</b>	false		
<b>Value Configuration Class</b>	<b>Pre-compile time</b>	X	All Variants
	<b>Link time</b>	–	
	<b>Post-build time</b>	–	
<b>Scope / Dependency</b>	scope: local		

<b>SWS Item</b>	[ECUC_DoIP_00104]		
<b>Parameter Name</b>	DoIPAnnouncedProtocolVersion		
<b>Parent Container</b>	<a href="#">DoIPProtocolVersion</a>		
<b>Description</b>	This parameter defines the used protocol version for vehicle announcements and vehicle identification responses if the vehicle identification request contains protocol version 0xFF.		
<b>Multiplicity</b>	1		
<b>Type</b>	EcucEnumerationParamDef		
<b>Range</b>	DOIP_ISO13400_2_2012	ISO13400-2:2012	
	DOIP_ISO13400_2_2019	ISO13400-2:2019	
<b>Post-Build Variant Value</b>	false		
<b>Value Configuration Class</b>	<b>Pre-compile time</b>	X	All Variants
	<b>Link time</b>	–	
	<b>Post-build time</b>	–	
<b>Scope / Dependency</b>	scope: local		

<b>No Included Containers</b>
-------------------------------

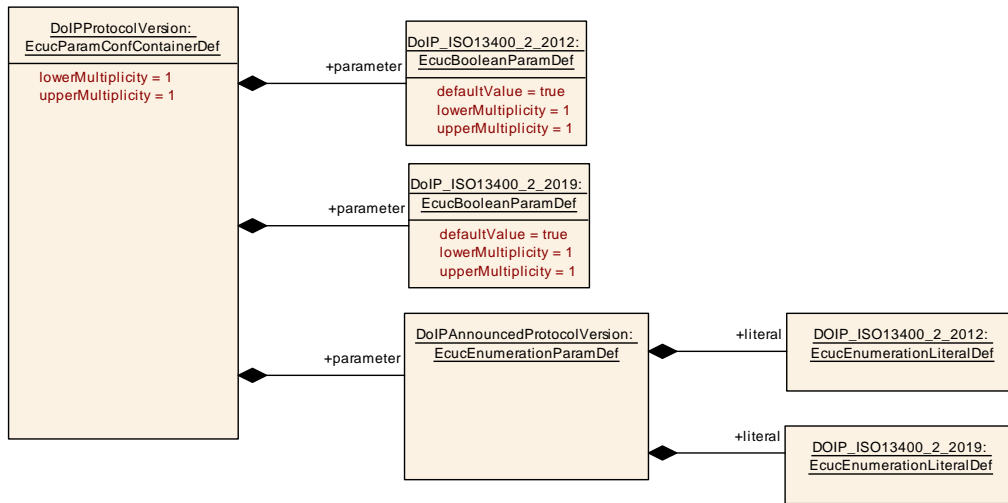


Figure 10.9: DoIPProtocolVersion

### 10.2.24 DoIPRoutingActivation

SWS Item	[ECUC_DoIP_00030]
Container Name	DoIPRoutingActivation
Parent Container	<a href="#">DoIPInterface</a>
Description	This container describes the routing activation possibilities by representing for each container a possible routing activation request message to the DoIP entity and the according references to the activated diagnostic messages.
Post-Build Variant Multiplicity	false
Configuration Parameters	

SWS Item	[ECUC_DoIP_00033]		
Parameter Name	DoIPRoutingActivationNumber		
Parent Container	<a href="#">DoIPRoutingActivation</a>		
Description	Identifies the Routing activation Number which is received for a DoIP routing activation request message.		
Multiplicity	1		
Type	EcucIntegerParamDef		
Range	0 .. 255		
Default value	-		
Post-Build Variant Value	true		
Value Configuration Class	Pre-compile time	X	VARIANT-PRE-COMPILE
	Link time	X	VARIANT-LINK-TIME
	Post-build time	X	VARIANT-POST-BUILD
Scope / Dependency	scope: local		

SWS Item	[ECUC_DoIP_00096]
Parameter Name	DoIPRoutingActivationSecurityRequired
Parent Container	<a href="#">DoIPRoutingActivation</a>





<b>Description</b>	Indicates if a routing activation requires a secure TCP connection
<b>Multiplicity</b>	0..1
<b>Type</b>	EcucBooleanParamDef
<b>Default value</b>	false
<b>Scope / Dependency</b>	scope: local

<b>SWS Item</b>	<b>[ECUC_DoIP_00034]</b>		
<b>Parameter Name</b>	DoIPTargetAddressRef		
<b>Parent Container</b>	<a href="#">DoIPRoutingActivation</a>		
<b>Description</b>	Reference to all DoIPTargetAddress which are activated on this Routing activation.		
<b>Multiplicity</b>	1..65535		
<b>Type</b>	Reference to <a href="#">DoIPTargetAddress</a>		
<b>Post-Build Variant Multiplicity</b>	true		
<b>Post-Build Variant Value</b>	true		
<b>Multiplicity Configuration Class</b>	<b>Pre-compile time</b>	X	VARIANT-PRE-COMPILE
	<b>Link time</b>	X	VARIANT-LINK-TIME
	<b>Post-build time</b>	X	VARIANT-POST-BUILD
<b>Value Configuration Class</b>	<b>Pre-compile time</b>	X	VARIANT-PRE-COMPILE
	<b>Link time</b>	X	VARIANT-LINK-TIME
	<b>Post-build time</b>	X	VARIANT-POST-BUILD
<b>Scope / Dependency</b>	scope: local		

<b>Included Containers</b>		
<b>Container Name</b>	<b>Multiplicity</b>	<b>Scope / Dependency</b>
<a href="#">DoIPRoutingActivationAuthenticationCallback</a>	0..1	Container describes the Callbackfunction to call on a Routing Activation Request for Authentication. If this container is configured but the DoIPRoutingActivationAuthenticationFunc parameter is not present, the DoIP module will use an RPort of ServiceInterface <RoutingActivation>_RoutingActivation with the name "CB-<RoutingActivation>RoutingActivation". <Routing Activation> is the ShortName of the DoIPRoutingActivation container.
<a href="#">DoIPRoutingActivationConfirmationCallback</a>	0..1	Container describes the Callbackfunction to call on a Routing Activation Request for Confirmation. If this container is configured but the DoIPRoutingActivationConfirmationFunc parameter is not present the DoIP module will use an RPort of ServiceInterface <RoutingActivation>_RoutingActivation with the name "CB-<RoutingActivation>RoutingActivation". <Routing Activation> is the ShortName of the DoIPRoutingActivation container.

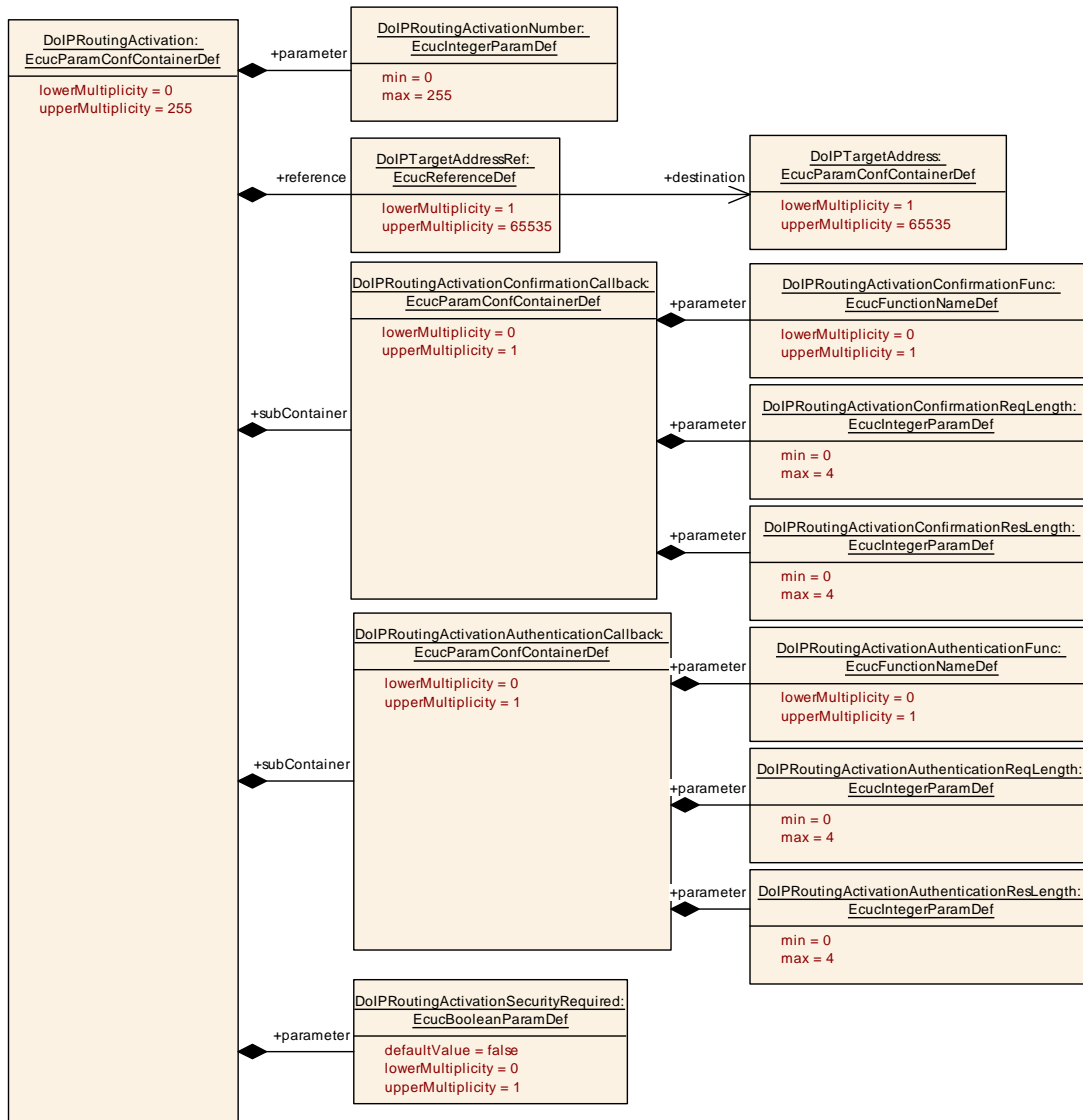


Figure 10.10: DoIPRoutingActivation

### 10.2.25 DoIPRoutingActivationAuthenticationCallback

SWS Item	[ECUC_DoIP_00035]
Container Name	DoIPRoutingActivationAuthenticationCallback
Parent Container	DoIPRoutingActivation
Description	Container describes the Callbackfunction to call on a Routing Activation Request for Authentication. If this container is configured but the DoIPRoutingActivationAuthenticationFunc parameter is not present, the DoIP module will use an RPort of ServiceInterface <RoutingActivation>_RoutingActivation with the name "CB<RoutingActivation>RoutingActivation". <RoutingActivation> is the ShortName of the DoIPRoutingActivation container.
Configuration Parameters	



<b>SWS Item</b>	<b>[ECUC_DoIP_00039]</b>		
<b>Parameter Name</b>	DoIPRoutingActivationAuthenticationFunc		
<b>Parent Container</b>	<a href="#">DoIPRoutingActivationAuthenticationCallback</a>		
<b>Description</b>	Direct C Callback function to trigger the authentication function for routing activation. If the DoIPRoutingActivationAuthenticationFunc parameter is present, the DoIP module will not use an RPort of ServiceInterface <RoutingActivation>_RoutingActivation but call the configured function.		
<b>Multiplicity</b>	0..1		
<b>Type</b>	EcucFunctionNameDef		
<b>Default value</b>	-		
<b>Regular Expression</b>	-		
<b>Post-Build Variant Multiplicity</b>	false		
<b>Post-Build Variant Value</b>	false		
<b>Multiplicity Configuration Class</b>	<b>Pre-compile time</b>	X	VARIANT-PRE-COMPILE
	<b>Link time</b>	X	VARIANT-LINK-TIME, VARIANT-POST-BUILD
	<b>Post-build time</b>	-	
<b>Value Configuration Class</b>	<b>Pre-compile time</b>	X	VARIANT-PRE-COMPILE
	<b>Link time</b>	X	VARIANT-LINK-TIME, VARIANT-POST-BUILD
	<b>Post-build time</b>	-	
<b>Scope / Dependency</b>	scope: local		

<b>SWS Item</b>	<b>[ECUC_DoIP_00040]</b>		
<b>Parameter Name</b>	DoIPRoutingActivationAuthenticationReqLength		
<b>Parent Container</b>	<a href="#">DoIPRoutingActivationAuthenticationCallback</a>		
<b>Description</b>	Describes the amount of bytes used to handle to the authentication function on routing activation. If 0 is configured as length the parameter AuthenticationReqData will not be handled to the API.		
<b>Multiplicity</b>	1		
<b>Type</b>	EcucIntegerParamDef		
<b>Range</b>	0 .. 4		
<b>Default value</b>	-		
<b>Post-Build Variant Value</b>	false		
<b>Value Configuration Class</b>	<b>Pre-compile time</b>	X	VARIANT-PRE-COMPILE
	<b>Link time</b>	X	VARIANT-LINK-TIME, VARIANT-POST-BUILD
	<b>Post-build time</b>	-	
<b>Scope / Dependency</b>	scope: local		

<b>SWS Item</b>	<b>[ECUC_DoIP_00041]</b>		
<b>Parameter Name</b>	DoIPRoutingActivationAuthenticationResLength		
<b>Parent Container</b>	<a href="#">DoIPRoutingActivationAuthenticationCallback</a>		
<b>Description</b>	Describes the amount of bytes used to read by the authentication function on routing activation. If 0 is configured as length the parameter AuthenticationResData will not be fetched via the API.		
<b>Multiplicity</b>	1		
<b>Type</b>	EcucIntegerParamDef		
<b>Range</b>	0 .. 4		





<b>Default value</b>	-		
<b>Post-Build Variant Value</b>	false		
<b>Value Configuration Class</b>	<b>Pre-compile time</b>	X	VARIANT-PRE-COMPILE
	<b>Link time</b>	X	VARIANT-LINK-TIME, VARIANT-POST-BUILD
	<b>Post-build time</b>	-	
<b>Scope / Dependency</b>	scope: local		

No Included Containers

### 10.2.26 DoIPRoutingActivationConfirmationCallback

<b>SWS Item</b>	[ECUC_DoIP_00061]
<b>Container Name</b>	DoIPRoutingActivationConfirmationCallback
<b>Parent Container</b>	<a href="#">DoIPRoutingActivation</a>
<b>Description</b>	Container describes the Callbackfunction to call on a Routing Activation Request for Confirmation. If this container is configured but the DoIPRoutingActivationConfirmationFunc parameter is not present the DoIP module will use an RPort of ServiceInterface <RoutingActivation>_RoutingActivation with the name "CB<RoutingActivation>Routing Activation". <RoutingActivation> is the ShortName of the DoIPRoutingActivation container.
<b>Configuration Parameters</b>	

<b>SWS Item</b>	[ECUC_DoIP_00036]		
<b>Parameter Name</b>	DoIPRoutingActivationConfirmationFunc		
<b>Parent Container</b>	<a href="#">DoIPRoutingActivationConfirmationCallback</a>		
<b>Description</b>	Direct C Callback function to trigger the confirmation function for routing activation. If the DoIPRoutingActivationConfirmationFunc parameter is present the DoIP module will not use an RPort of ServiceInterface <RoutingActivation>_RoutingActivation but call the configured function.		
<b>Multiplicity</b>	0..1		
<b>Type</b>	EcucFunctionNameDef		
<b>Default value</b>	-		
<b>Regular Expression</b>	-		
<b>Post-Build Variant Multiplicity</b>	false		
<b>Post-Build Variant Value</b>	false		
<b>Multiplicity Configuration Class</b>	<b>Pre-compile time</b>	X	VARIANT-PRE-COMPILE
	<b>Link time</b>	X	VARIANT-LINK-TIME, VARIANT-POST-BUILD
	<b>Post-build time</b>	-	
<b>Value Configuration Class</b>	<b>Pre-compile time</b>	X	VARIANT-PRE-COMPILE
	<b>Link time</b>	X	VARIANT-LINK-TIME, VARIANT-POST-BUILD
	<b>Post-build time</b>	-	
<b>Scope / Dependency</b>	scope: local		

<b>SWS Item</b>	<b>[ECUC_DoIP_00037]</b>		
<b>Parameter Name</b>	DoIPRoutingActivationConfirmationReqLength		
<b>Parent Container</b>	<a href="#">DoIPRoutingActivationConfirmationCallback</a>		
<b>Description</b>	Describes the amount of bytes used to handle to the confirmation function on routing activation. If 0 is configured as length the parameter ConfirmedReqData will not be handled to the API.		
<b>Multiplicity</b>	1		
<b>Type</b>	EcucIntegerParamDef		
<b>Range</b>	0 .. 4		
<b>Default value</b>	-		
<b>Post-Build Variant Value</b>	false		
<b>Value Configuration Class</b>	<b>Pre-compile time</b>	X	VARIANT-PRE-COMPILE
	<b>Link time</b>	X	VARIANT-LINK-TIME, VARIANT-POST-BUILD
	<b>Post-build time</b>	-	
<b>Scope / Dependency</b>	scope: local		

<b>SWS Item</b>	<b>[ECUC_DoIP_00038]</b>		
<b>Parameter Name</b>	DoIPRoutingActivationConfirmationResLength		
<b>Parent Container</b>	<a href="#">DoIPRoutingActivationConfirmationCallback</a>		
<b>Description</b>	Describes the amount of bytes used to read by the confirmation function on routing activation. If 0 is configured as length the parameter ConfirmedResData will not be fetched via the API.		
<b>Multiplicity</b>	1		
<b>Type</b>	EcucIntegerParamDef		
<b>Range</b>	0 .. 4		
<b>Default value</b>	-		
<b>Post-Build Variant Value</b>	false		
<b>Value Configuration Class</b>	<b>Pre-compile time</b>	X	VARIANT-PRE-COMPILE
	<b>Link time</b>	X	VARIANT-LINK-TIME, VARIANT-POST-BUILD
	<b>Post-build time</b>	-	
<b>Scope / Dependency</b>	scope: local		

<b>No Included Containers</b>
-------------------------------

### 10.2.27 DoIPTester

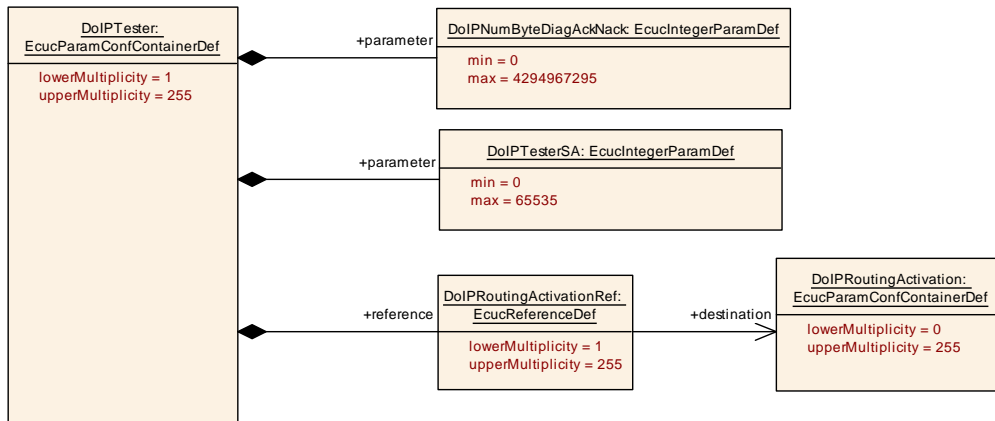
<b>SWS Item</b>	<b>[ECUC_DoIP_00031]</b>
<b>Container Name</b>	DoIPTester
<b>Parent Container</b>	<a href="#">DoIPInterface</a>
<b>Description</b>	This container describes the properties of the possible connectable Tester for the DoIP entity.
<b>Post-Build Variant Multiplicity</b>	false
<b>Configuration Parameters</b>	

<b>SWS Item</b>	<b>[ECUC_DoIP_00042]</b>		
<b>Parameter Name</b>	DoIPNumByteDiagAckNack		
<b>Parent Container</b>	<a href="#">DoIPTester</a>		
<b>Description</b>	Specifies the number of original Diagnostic request bytes the DoIP entity responses on a NACK of a diagnostic response message to the Tester.		
<b>Multiplicity</b>	1		
<b>Type</b>	EcucIntegerParamDef		
<b>Range</b>	0 .. 4294967295		
<b>Default value</b>	-		
<b>Post-Build Variant Value</b>	true		
<b>Value Configuration Class</b>	<b>Pre-compile time</b>	X	VARIANT-PRE-COMPILE
	<b>Link time</b>	X	VARIANT-LINK-TIME
	<b>Post-build time</b>	X	VARIANT-POST-BUILD
<b>Scope / Dependency</b>	scope: local		

<b>SWS Item</b>	<b>[ECUC_DoIP_00043]</b>		
<b>Parameter Name</b>	DoIPTesterSA		
<b>Parent Container</b>	<a href="#">DoIPTester</a>		
<b>Description</b>	Source Address of the Tester sent via routing activation or diagnostic message.		
<b>Multiplicity</b>	1		
<b>Type</b>	EcucIntegerParamDef		
<b>Range</b>	0 .. 65535		
<b>Default value</b>	-		
<b>Post-Build Variant Value</b>	true		
<b>Value Configuration Class</b>	<b>Pre-compile time</b>	X	VARIANT-PRE-COMPILE
	<b>Link time</b>	X	VARIANT-LINK-TIME
	<b>Post-build time</b>	X	VARIANT-POST-BUILD
<b>Scope / Dependency</b>	scope: local		

<b>SWS Item</b>	<b>[ECUC_DoIP_00062]</b>		
<b>Parameter Name</b>	DoIPRoutingActivationRef		
<b>Parent Container</b>	<a href="#">DoIPTester</a>		
<b>Description</b>	Reference to a DoIPRoutingActivation describing the possible routing activations of the DoIPTester		
<b>Multiplicity</b>	1..255		
<b>Type</b>	Reference to <a href="#">DoIPRoutingActivation</a>		
<b>Post-Build Variant Multiplicity</b>	true		
<b>Post-Build Variant Value</b>	true		
<b>Multiplicity Configuration Class</b>	<b>Pre-compile time</b>	X	VARIANT-PRE-COMPILE
	<b>Link time</b>	X	VARIANT-LINK-TIME
	<b>Post-build time</b>	X	VARIANT-POST-BUILD
<b>Value Configuration Class</b>	<b>Pre-compile time</b>	X	VARIANT-PRE-COMPILE
	<b>Link time</b>	X	VARIANT-LINK-TIME
	<b>Post-build time</b>	X	VARIANT-POST-BUILD
<b>Scope / Dependency</b>	scope: local		

**No Included Containers**



**Figure 10.11: DoIPTester**

### 10.3 Published Information

For details refer to the chapter 10.3 "Published Information" in SWS\_BSWGeneral [1].

## A Change History

Please note that the lists in this chapter also include constraints and specification items that have been removed from the specification in a later version. These constraints and specification items do not appear as hyperlinks in the document.

### A.1 Traceable item history of this document according to AUTOSAR Release R22-11

#### A.1.1 Added Specification Items in R22-11

none

#### A.1.2 Changed Specification Items in R22-11

Number	Heading
[SWS_DoIP_00020]	
[SWS_DoIP_00022]	
[SWS_DoIP_00023]	
[SWS_DoIP_00024]	
[SWS_DoIP_00025]	
[SWS_DoIP_00026]	
[SWS_DoIP_00027]	
[SWS_DoIP_00031]	
[SWS_DoIP_00032]	
[SWS_DoIP_00033]	
[SWS_DoIP_00037]	
[SWS_DoIP_00038]	
[SWS_DoIP_00039]	
[SWS_DoIP_00040]	
[SWS_DoIP_00041]	
[SWS_DoIP_00044]	
[SWS_DoIP_00045]	
[SWS_DoIP_00047]	
[SWS_DoIP_00048]	
[SWS_DoIP_00049]	
[SWS_DoIP_00050]	
[SWS_DoIP_00051]	



△

Number	Heading
[SWS_DoIP_00054]	
[SWS_DoIP_00055]	
[SWS_DoIP_00056]	
[SWS_DoIP_00057]	
[SWS_DoIP_00148]	
[SWS_DoIP_00244]	
[SWS_DoIP_00245]	
[SWS_DoIP_00261]	
[SWS_DoIP_00262]	
[SWS_DoIP_00263]	
[SWS_DoIP_00264]	
[SWS_DoIP_00266]	
[SWS_DoIP_00267]	
[SWS_DoIP_00268]	
[SWS_DoIP_00269]	
[SWS_DoIP_00270]	
[SWS_DoIP_00277]	
[SWS_DoIP_00278]	
[SWS_DoIP_00287]	
[SWS_DoIP_00288]	
[SWS_DoIP_00289]	
[SWS_DoIP_00290]	
[SWS_DoIP_91000]	
[SWS_DoIP_91002]	

**Table A.1: Changed Specification Items in R22-11**

### **A.1.3 Deleted Specification Items in R22-11**

none

### **A.1.4 Added Constraints in R22-11**

none

### **A.1.5 Changed Constraints in R22-11**

none

### A.1.6 Deleted Constraints in R22-11

none

## A.2 Traceable item history of this document according to AUTOSAR Release R23-11

### A.2.1 Added Specification Items in R23-11

Number	Heading
[SWS_DoIP_00321]	
[SWS_DoIP_00322]	
[SWS_DoIP_00323]	
[SWS_DoIP_00324]	
[SWS_DoIP_00325]	
[SWS_DoIP_00326]	
[SWS_DoIP_00327]	
[SWS_DoIP_00330]	
[SWS_DoIP_00331]	
[SWS_DoIP_00332]	

**Table A.2: Added Specification Items in R23-11**

### A.2.2 Changed Specification Items in R23-11

Number	Heading
[SWS_DoIP_00016]	
[SWS_DoIP_00017]	
[SWS_DoIP_00019]	
[SWS_DoIP_00077]	
[SWS_DoIP_00078]	
[SWS_DoIP_00110]	
[SWS_DoIP_00113]	
[SWS_DoIP_00114]	
[SWS_DoIP_00141]	

**Table A.3: Changed Specification Items in R23-11**



### **A.2.3 Deleted Specification Items in R23-11**

none