

<b>Document Title</b>	Specification of Execution Management
<b>Document Owner</b>	AUTOSAR
<b>Document Responsibility</b>	AUTOSAR
<b>Document Identification No</b>	721

<b>Document Status</b>	published
<b>Part of AUTOSAR Standard</b>	Adaptive Platform
<b>Part of Standard Release</b>	R23-11

<b>Document Change History</b>			
<b>Date</b>	<b>Release</b>	<b>Changed by</b>	<b>Description</b>
2023-11-23	R23-11	AUTOSAR Release Management	<ul style="list-style-type: none"> <li>• Requirements for deterministic execution are set to obsolete</li> <li>• The right to create child processes can be configured by integrator</li> <li>• Added support for standardized trace points</li> <li>• API Refinement (ExecutionClient termination handler, remove FunctionGroup, C++ Core Guidelines compliance)</li> <li>• Clarification of Unrecoverable State</li> </ul>
2022-11-24	R22-11	AUTOSAR Release Management	<ul style="list-style-type: none"> <li>• Clarification on error handling during Function Group State transition</li> <li>• Changes to <code>ara::exec::ExecErrc</code></li> <li>• Clarification on interaction between Platform Health Management and Execution Management</li> </ul>





2021-11-25	R21-11	AUTOSAR Release Management	<ul style="list-style-type: none"> <li>• Clarified handling of unexpected Process termination</li> <li>• <code>ara::exec::StateClient</code> API updated (constructor token removed)</li> <li>• Invalid state transitions identified and handling defined</li> <li>• <code>ara::exec::DeterministicClient</code> API and behaviour clarified</li> </ul>
2020-11-30	R20-11	AUTOSAR Release Management	<ul style="list-style-type: none"> <li>• Further refinement of State Management API and semantics</li> <li>• Update process lifecycle (terminating report optional)</li> <li>• Added Deterministic Synchronization support</li> <li>• EM-PHM interaction</li> </ul>
2019-11-28	R19-11	AUTOSAR Release	<ul style="list-style-type: none"> <li>• Further refinement of State Management API and semantics</li> <li>• Introduced support for trusted platform</li> <li>• Added support for non-reporting Processes</li> <li>• Execution Management API uses Core types</li> <li>• Changed Document Status from Final to published</li> </ul>
2019-03-29	19-03	AUTOSAR Release Management	<ul style="list-style-type: none"> <li>• Refinement of State Management semantics</li> <li>• Document structure modified to reflect current template</li> </ul>
2018-10-31	18-10	AUTOSAR Release Management	<ul style="list-style-type: none"> <li>• Refinement of Deterministic Execution</li> <li>• Updated Process lifecycle to clarify Process and Execution States</li> <li>• Updated Application Recovery Actions</li> </ul>



△

2018-03-29	18-03	AUTOSAR Release Management	<ul style="list-style-type: none"> <li>• Deterministic Execution</li> <li>• Resource Limitation</li> <li>• State Management</li> <li>• Fault Tolerance elaboration</li> </ul>
2017-10-27	17-10	AUTOSAR Release Management	<ul style="list-style-type: none"> <li>• State Management elaboration, introduction of Function Groups</li> <li>• Recovery actions for Platform Health Management</li> <li>• Resource limitation and deterministic execution</li> </ul>
2017-03-31	17-03	AUTOSAR Release Management	<ul style="list-style-type: none"> <li>• Initial release</li> </ul>

## Disclaimer

This work (specification and/or software implementation) and the material contained in it, as released by AUTOSAR, is for the purpose of information only. AUTOSAR and the companies that have contributed to it shall not be liable for any use of the work.

The material contained in this work is protected by copyright and other types of intellectual property rights. The commercial exploitation of the material contained in this work requires a license to such intellectual property rights.

This work may be utilized or reproduced without any modification, in any form or by any means, for informational purposes only. For any other purpose, no part of the work may be utilized or reproduced, in any form or by any means, without permission in writing from the publisher.

The work has been developed for automotive applications only. It has neither been developed, nor tested for non-automotive applications.

The word AUTOSAR and the AUTOSAR logo are registered trademarks.

## Requirement Levels

The key words "MUST", "MUST NOT", "REQUIRED", "SHALL", "SHALL NOT", "SHOULD", "SHOULD NOT", "RECOMMENDED", "MAY", and "OPTIONAL" in this document are to be interpreted as follows.

Note that the requirement level of the document in which they are used modifies the force of these words.

- **MUST:** This word, or the adjective "LEGALLY REQUIRED", means that the definition is an absolute requirement of the specification due to legal issues.
- **MUST NOT:** This phrase, or the phrase "MUST NOT", means that the definition is an absolute prohibition of the specification due to legal issues.
- **SHALL:** This phrase, or the adjective "REQUIRED", means that the definition is an absolute requirement of the specification.
- **SHALL NOT:** This phrase means that the definition is an absolute prohibition of the specification.
- **SHOULD:** This word, or the adjective "RECOMMENDED", means that there may exist valid reasons in particular circumstances to ignore a particular item, but the full implications must be understood and carefully weighed before choosing a different course.
- **SHOULD NOT:** This phrase, or the phrase "NOT RECOMMENDED", means that there may exist valid reasons in particular circumstances when the particular behavior is acceptable or even useful, but the full implications should be understood and the case carefully weighed before implementing any behavior described with this label.
- **MAY:** This word, or the adjective "OPTIONAL", means that an item is truly optional. One vendor may choose to include the item because a particular marketplace requires it or because the vendor feels that it enhances the product while another vendor may omit the same item.

An implementation, which does not include a particular option, SHALL be prepared to interoperate with another implementation, which does include the option, though perhaps with reduced functionality. In the same vein an implementation, which does include a particular option, SHALL be prepared to interoperate with another implementation, which does not include the option (except, of course, for the feature the option provides.)

## Contents

1	Introduction and functional overview	12
1.1	What is Execution Management?	12
1.2	Interaction with AUTOSAR Runtime for Adaptive	12
2	Acronyms and abbreviations	14
3	Related documentation	18
3.1	Input documents & related standards and norms	18
3.2	Further applicable specification	19
4	Constraints and assumptions	20
4.1	Known Limitations	20
5	Dependencies to other Functional Clusters	21
5.1	Provided Interfaces	21
5.2	Required Interfaces	22
6	Requirements Tracing	24
6.1	Not applicable requirements	28
7	Functional specification	29
7.1	Functional Cluster Lifecycle	30
7.1.1	Startup	30
7.1.2	Shutdown	30
7.1.3	Restart	30
7.2	Technical Overview	30
7.2.1	Application	30
7.2.2	Adaptive Application	30
7.2.3	Executable	31
7.2.4	Modelled Process	32
7.2.5	Execution Manifest	33
7.2.6	Machine Manifest	33
7.2.7	Manifest Format	34
7.3	Execution Management Responsibilities	35
7.3.1	Error handling	36
7.4	Process Lifecycle Management	38
7.4.1	Execution State	38
7.4.1.1	Initialization	38
7.4.1.2	Termination	39
7.4.1.3	Unexpected Termination	40
7.4.1.4	Application Reporting	40
7.4.2	Process States	41
7.4.2.1	Synchronization with Platform Health Management	42
7.4.3	Trace Process State Transitions	43
7.4.4	Startup and Termination	44

7.4.4.1	Execution Dependency . . . . .	44
7.4.4.2	Signal Mask . . . . .	49
7.4.4.3	Arguments . . . . .	50
7.4.4.4	Environment Variables . . . . .	50
7.4.5	Machine Startup Sequence . . . . .	51
7.5	State Management . . . . .	54
7.5.1	Overview . . . . .	54
7.5.2	Machine State . . . . .	54
7.5.2.1	Startup . . . . .	59
7.5.2.2	Shutdown/Restart . . . . .	61
7.5.3	Function Group State . . . . .	62
7.5.4	State Interaction . . . . .	65
7.5.5	State Transition . . . . .	66
7.6	Deterministic Execution . . . . .	76
7.6.1	Determinism . . . . .	76
7.6.1.1	Time Determinism . . . . .	77
7.6.1.2	Data Determinism . . . . .	77
7.6.1.3	Full Determinism . . . . .	77
7.6.2	Deterministic Client . . . . .	78
7.6.3	Cyclic Deterministic Execution . . . . .	81
7.6.3.1	Control of Cyclic Execution . . . . .	81
7.6.3.2	Worker Pool . . . . .	84
7.6.3.3	Random Numbers . . . . .	87
7.6.3.4	Time Stamps . . . . .	87
7.6.3.5	Real-Time Resources . . . . .	88
7.6.4	Deterministic Synchronization . . . . .	91
7.6.4.1	DeterministicSyncMaster . . . . .	91
7.6.4.2	Synchronization Control Messages . . . . .	95
7.7	Resource Limitation . . . . .	98
7.7.1	Resource Configuration . . . . .	98
7.7.2	Resource Monitoring . . . . .	100
7.7.3	Application-level Resource Configuration . . . . .	101
7.7.3.1	CPU Usage . . . . .	101
7.7.3.2	Core Affinity . . . . .	101
7.7.3.3	Scheduling . . . . .	102
7.7.3.4	Memory Budget and Monitoring . . . . .	103
7.7.3.5	Working Folder . . . . .	105
7.8	Fault Tolerance . . . . .	106
7.8.1	Introduction . . . . .	106
7.8.2	Scope . . . . .	106
7.8.3	Threat Model . . . . .	106
7.8.4	Execution Management internal Error handling . . . . .	107
7.9	Security . . . . .	109
7.9.1	Trusted Platform . . . . .	109
7.9.1.1	Handling of failed authenticity checks . . . . .	111
7.9.2	Identity and Access Management . . . . .	113

8	API specification	115
8.1	Type Definitions	115
8.1.1	ExecutionState	115
8.1.2	ActivationReturnType	115
8.1.3	DeterministicClient::TimeStamp	116
8.1.4	ExecutionError	116
8.1.5	ExecutionErrorEvent	117
8.1.5.1	ExecutionErrorEvent::executionError	117
8.1.5.2	ExecutionErrorEvent::functionGroup	117
8.2	Class Definitions	118
8.2.1	ExecutionClient class	118
8.2.1.1	ExecutionClient::ExecutionClient	118
8.2.1.2	ExecutionClient::Create	119
8.2.1.3	ExecutionClient::~ExecutionClient	120
8.2.1.4	ExecutionClient::ExecutionClient (deleted Copy Constructor)	120
8.2.1.5	ExecutionClient::operator= (deleted Copy assignment operator)	120
8.2.1.6	ExecutionClient::ExecutionClient (use of default move constructor)	121
8.2.1.7	ExecutionClient::operator= (use of default move assignment)	121
8.2.1.8	ExecutionClient::ReportExecutionState	121
8.2.2	WorkerRunnable class	122
8.2.2.1	WorkerRunnable::~Destructor	122
8.2.2.2	WorkerRunnable::WorkerRunnable	123
8.2.2.3	WorkerRunnable::operator= (Copy assignment operator)	124
8.2.2.4	WorkerRunnable::Run	124
8.2.3	WorkerThread class	124
8.2.3.1	WorkerThread::WorkerThread	125
8.2.3.2	WorkerThread::~WorkerThread	126
8.2.3.3	WorkerThread::operator= (Copy assignment operator)	126
8.2.3.4	WorkerThread::GetRandom	126
8.2.4	DeterministicClient class	127
8.2.4.1	DeterministicClient::DeterministicClient	127
8.2.4.2	DeterministicClient::~DeterministicClient	128
8.2.4.3	DeterministicClient::WaitForActivation	128
8.2.4.4	DeterministicClient::RunWorkerPool	129
8.2.4.5	DeterministicClient::GetRandom	129
8.2.4.6	DeterministicClient::SetRandomSeed	130
8.2.4.7	DeterministicClient::GetActivationTime	130
8.2.4.8	DeterministicClient::GetNextActivationTime	131
8.2.5	FunctionGroup class	131
8.2.5.1	FunctionGroup::Create	132
8.2.5.2	FunctionGroup::FunctionGroup	132



8.2.5.3	FunctionGroup::FunctionGroup (Copy Constructor)	133
8.2.5.4	FunctionGroup::FunctionGroup (Move Constructor)	133
8.2.5.5	FunctionGroup::operator= (Copy assignment operator)	133
8.2.5.6	FunctionGroup::operator= (Move assignment operator)	134
8.2.5.7	FunctionGroup::~~FunctionGroup	134
8.2.5.8	FunctionGroup::operator==	134
8.2.5.9	FunctionGroup::operator!=	135
8.2.6	FunctionGroupState class	135
8.2.6.1	FunctionGroupState::Create	136
8.2.6.2	FunctionGroupState::FunctionGroupState	136
8.2.6.3	FunctionGroupState::FunctionGroupState (Copy Constructor)	137
8.2.6.4	FunctionGroupState::FunctionGroupState (Move Constructor)	137
8.2.6.5	FunctionGroupState::operator= (Copy assignment operator)	137
8.2.6.6	FunctionGroupState::operator= (Move assignment operator)	138
8.2.6.7	FunctionGroupState::~~FunctionGroupState	138
8.2.6.8	FunctionGroupState::operator==	139
8.2.6.9	FunctionGroupState::operator!=	139
8.2.7	StateClient class	139
8.2.7.1	StateClient::StateClient	140
8.2.7.2	StateClient::Create	141
8.2.7.3	StateClient::~~StateClient	141
8.2.7.4	StateClient::StateClient (deleted Copy Constructor)	142
8.2.7.5	StateClient::operator= (deleted Copy assignment operator)	142
8.2.7.6	StateClient::StateClient (use of default move constructor)	142
8.2.7.7	StateClient::operator= (use of default move assignment)	143
8.2.7.8	StateClient::SetState	143
8.2.7.9	StateClient::GetInitialMachineStateTransitionResult	144
8.2.7.10	StateClient::GetExecutionError	145
8.3	Log and Trace Messages	146
8.4	Errors	148
8.4.1	Execution Management error codes	148
8.4.2	ExecException class	149
8.4.2.1	ExecException::ExecException	149
8.4.3	GetExecErrorDomain function	149
8.4.4	MakeErrorCode function	150
8.4.5	ExecErrorDomain class	150
8.4.5.1	ExecErrorDomain::ExecErrorDomain	150
8.4.5.2	ExecErrorDomain::Name	151
8.4.5.3	ExecErrorDomain::Message	151

8.4.5.4	ExecErrorDomain::ThrowAsException . . . . .	152
9	Service Interfaces . . . . .	153
A	Mentioned Manifest Elements . . . . .	154
B	History of Constraints and Specification Items . . . . .	164
B.1	Constraint and Specification Item History of this document according to AUTOSAR Release 17-03 . . . . .	164
B.1.1	Added Specification Items in 17-03 . . . . .	164
B.1.2	Changed Specification Items in 17-03 . . . . .	165
B.1.3	Deleted Specification Items in 17-03 . . . . .	165
B.1.4	Added Constraints in 17-03 . . . . .	166
B.1.5	Changed Constraints in 17-03 . . . . .	166
B.1.6	Deleted Constraints in 17-03 . . . . .	166
B.2	Constraint and Specification Item History of this document according to AUTOSAR Release 17-10 . . . . .	166
B.2.1	Added Specification Items in 17-10 . . . . .	166
B.2.2	Changed Specification Items in 17-10 . . . . .	167
B.2.3	Deleted Specification Items in 17-10 . . . . .	168
B.2.4	Added Constraints in 17-10 . . . . .	169
B.2.5	Changed Constraints in 17-10 . . . . .	169
B.2.6	Deleted Constraints in 17-10 . . . . .	169
B.3	Constraint and Specification Item History of this document according to AUTOSAR Release 18-03 . . . . .	169
B.3.1	Added Specification Items in 18-03 . . . . .	169
B.3.2	Changed Specification Items in 18-03 . . . . .	171
B.3.3	Deleted Specification Items in 18-03 . . . . .	172
B.3.4	Added Constraints in 18-03 . . . . .	173
B.3.5	Changed Constraints in 18-03 . . . . .	173
B.3.6	Deleted Constraints in 18-03 . . . . .	173
B.4	Constraint and Specification Item History of this document according to AUTOSAR Release 18-10 . . . . .	173
B.4.1	Added Specification Items in 18-10 . . . . .	173
B.4.2	Changed Specification Items in 18-10 . . . . .	173
B.4.3	Deleted Specification Items in 18-10 . . . . .	175
B.4.4	Added Constraints in 18-10 . . . . .	175
B.4.5	Changed Constraints in 18-10 . . . . .	175
B.4.6	Deleted Constraints in 18-10 . . . . .	175
B.5	Constraint and Specification Item History of this document according to AUTOSAR Release 19-03 . . . . .	176
B.5.1	Added Specification Items in R19-03 . . . . .	176
B.5.2	Changed Specification Items in R19-03 . . . . .	176
B.5.3	Deleted Specification Items in R19-03 . . . . .	177
B.5.4	Added Constraints in R19-03 . . . . .	177
B.5.5	Changed Constraints in R19-03 . . . . .	177
B.5.6	Deleted Constraints in R19-03 . . . . .	178

B.6	Constraint and Specification Item History of this document according to AUTOSAR Release R19-11 . . . . .	178
B.6.1	Added Specification Items in R19-11 . . . . .	178
B.6.2	Changed Specification Items in R19-11 . . . . .	180
B.6.3	Deleted Specification Items in R19-11 . . . . .	182
B.6.4	Added Constraints in R19-11 . . . . .	182
B.6.5	Changed Constraints in R19-11 . . . . .	182
B.6.6	Deleted Constraints in R19-11 . . . . .	183
B.7	Constraint and Specification Item History of this document according to AUTOSAR Release R20-11 . . . . .	183
B.7.1	Added Specification Items in R20-11 . . . . .	183
B.7.2	Changed Specification Items in R20-11 . . . . .	184
B.7.3	Deleted Specification Items in R20-11 . . . . .	185
B.7.4	Added Constraints in R20-11 . . . . .	186
B.7.5	Changed Constraints in R20-11 . . . . .	186
B.7.6	Deleted Constraints in R20-11 . . . . .	186
B.8	Constraint and Specification Item History of this document according to AUTOSAR Release R21-11 . . . . .	186
B.8.1	Added Specification Items in R21-11 . . . . .	186
B.8.2	Changed Specification Items in R21-11 . . . . .	187
B.8.3	Deleted Specification Items in R21-11 . . . . .	188
B.8.4	Added Constraints in R21-11 . . . . .	188
B.8.5	Changed Constraints in R21-11 . . . . .	188
B.8.6	Deleted Constraints in R21-11 . . . . .	189
B.9	Constraint and Specification Item History of this document according to AUTOSAR Release R22-11 . . . . .	189
B.9.1	Added Specification Items in R22-11 . . . . .	189
B.9.2	Changed Specification Items in R22-11 . . . . .	189
B.9.3	Deleted Specification Items in R22-11 . . . . .	192
B.9.4	Added Constraints in R22-11 . . . . .	192
B.9.5	Changed Constraints in R22-11 . . . . .	192
B.9.6	Deleted Constraints in R22-11 . . . . .	192
B.10	Constraint and Specification Item History of this document according to AUTOSAR Release R23-11 . . . . .	192
B.10.1	Added Specification Items in R23-11 . . . . .	192
B.10.2	Changed Specification Items in R23-11 . . . . .	194
B.10.3	Deleted Specification Items in R23-11 . . . . .	197
B.10.4	Added Constraints in R23-11 . . . . .	197
B.10.5	Changed Constraints in R23-11 . . . . .	197
B.10.6	Deleted Constraints in R23-11 . . . . .	197

# 1 Introduction and functional overview

This document is the software specification of the [Execution Management](#) functional cluster within the [Adaptive Platform Foundation](#).

[Execution Management](#) is responsible for the management of all aspects of system execution including platform initialization and the startup / shutdown of [Applications](#). [Execution Management](#) works with, and configures, the [Operating System](#) to perform run-time scheduling of [Applications](#).

Chapter 7 describes how [Execution Management](#) concepts are realized within the [AUTOSAR Adaptive Platform](#).

## 1.1 What is Execution Management?

[Execution Management](#) is the functional cluster within the [Adaptive Platform Foundation](#) that is responsible for platform initialization and the startup and shutdown of [Modelled Processes](#). [Modelled Processes](#) are self-contained, e.g. have internal control of thread creation. [Execution Management](#) performs these tasks using information contained within one or more [Manifest](#) content such as when and how [Executables](#) should be started. [Execution Management](#) also provides support for State Management (see Section 7.5), Deterministic Execution (see Section 7.6), and Security (Section 7.9).

The [Execution Management](#) functional cluster is part of the [AUTOSAR Adaptive Platform](#). However, the [AUTOSAR Adaptive Platform](#) is usually not exclusively used within a single AUTOSAR System as the vehicle is also equipped with a number of ECUs developed on the [AUTOSAR Classic Platform](#). The System design for the entire vehicle will therefore cover both [AUTOSAR Classic Platform](#) ECUs as well as [AUTOSAR Adaptive Platform Machines](#).

## 1.2 Interaction with AUTOSAR Runtime for Adaptive

The set of programming interfaces to the [Adaptive Applications](#) is called AUTOSAR Runtime for Adaptive (ARA). The interfaces that constitute ARA include those of [Execution Management](#) specified in Chapter 8.

[Execution Management](#), in common with other [Applications](#) is assumed to be a process executed on a POSIX compliant operating system. [Execution Management](#) is responsible for initiating execution of the processes in all the Functional Clusters, Adaptive AUTOSAR Services, and user-level [Applications](#). Therefore, Execution Management has no standardized dependencies. The launching order of [Applications](#) is derived by [Execution Management](#) according to the specification defined in this document to ensure proper startup of the [AUTOSAR Adaptive Platform](#).

The Adaptive AUTOSAR Services are provided via mechanisms provided by the [Communication Management](#) functional cluster [1] of the [Adaptive Platform Foundation](#). In order to use the Adaptive AUTOSAR Services, the functional clusters in the [Adaptive Platform Foundation](#) must be properly initialized beforehand. Please refer to the respective specifications regarding more information on [Communication Management](#).

## 2 Acronyms and abbreviations

All technical terms used throughout this document – except the ones listed here – can be found in the official [2] AUTOSAR Glossary or [3] TPS Manifest Specification.

Term	Description
process	A <a href="#">process</a> refers to the OS concept of a running process. <b>Attention:</b> <a href="#">process</a> is <b>not equal</b> to <a href="#">Modelled Process</a> (see below). Hence each <a href="#">Modelled Process</a> has at some time a related (OS) process but a process may not always have a related <a href="#">Modelled Process</a> .
Modelled Process	A <a href="#">Modelled Process</a> is an instance of an <a href="#">Executable</a> to be executed on a <a href="#">Machine</a> and has a 1:1 association with the ARXML/Meta-Model element <a href="#">Process</a> . This document also uses the term process (without the “modelled” prefix) to refer to the OS concept of a running process.
Reporting Process	A type of <a href="#">Modelled Process</a> with an associated <a href="#">Executable</a> where <a href="#">reportingBehavior</a> is omitted ([TPS_MANI_01279]) or set to <a href="#">reportsExecutionState</a> . A <a href="#">Reporting Process</a> is expected to report its Execution State to <a href="#">Execution Management</a> .
Non-reporting Process	A type of <a href="#">Modelled Process</a> with an associated <a href="#">Executable</a> where <a href="#">reportingBehavior</a> is set to <a href="#">doesNotReportExecutionState</a> ([TPS_MANI_01279]). Please note that the <i>Non-reporting Process</i> was <b>not</b> developed for the <a href="#">AUTOSAR Adaptive Platform</a> and for this reason it is not using <a href="#">Adaptive Platform Services</a> . For example, it is not using <a href="#">ara::exec::ExecutionClient</a> API and therefore cannot report <i>Execution State</i> to <a href="#">Execution Management</a> . In general, this type of a process is intended to allow integration of a software that cannot be modified for use with the <a href="#">AUTOSAR Adaptive Platform</a> .
Companion Process	A type of <a href="#">Reporting Process</a> that is associated with <a href="#">Non-reporting Process</a> and used to determine when functionality expected from <a href="#">Non-reporting Process</a> is available. Whenever functional dependencies on <a href="#">Non-reporting Processes</a> exist, the integrator can configure proxy <a href="#">Execution Dependencies</a> on the <a href="#">Companion Process</a> and make the <a href="#">Companion Process</a> <code>kRunning</code> reporting conditional on monitored <a href="#">Non-reporting Process</a> .
Self-terminating Process	A type of <a href="#">Modelled Process</a> that has <a href="#">terminationBehavior</a> configured to <a href="#">processIsSelfTerminating</a> . This type of <a href="#">Modelled Process</a> is allowed to self initiate termination procedure (i.e. just terminate with exit status <code>EXIT_SUCCESS</code> ), or wait for <a href="#">Execution Management</a> to initiate termination procedure via <code>SIGTERM</code> .

Unexpected Self-termination	<p>The event consumed by <a href="#">Execution Management</a> when a <a href="#">Modelled Process</a> terminates without justified reason, for example:</p> <ul style="list-style-type: none"> <li>• termination without prior request where <a href="#">termination-Behavior</a> is configured to <a href="#">processIsNotSelfTerminating</a>.</li> <li>• termination before reporting <a href="#">kRunning</a>.</li> </ul> <p>Please note that every <a href="#">Unexpected Self-termination</a> is also an <a href="#">Unexpected Termination</a>, so requirements for the later apply here as well.</p>
Unexpected Termination	<p>The event consumed by <a href="#">Execution Management</a> when a <a href="#">Modelled Process</a> terminates with exit status other than 0 (EXIT_SUCCESS). Any kind of unhandled signal will result in an <a href="#">Unexpected Termination</a> and thus a non 0 exit status.</p>
Execution Dependency	<p>Dependencies between <a href="#">Modelled Process</a> instances can be configured to define a sequence for starting and terminating them.</p>
Execution Management	<p>The element of the <a href="#">AUTOSAR Adaptive Platform</a> responsible for the ordered startup and shutdown of the <a href="#">AUTOSAR Adaptive Platform</a> and <a href="#">Adaptive Applications</a>.</p>
State Management	<p>The element defining modes of operation for <a href="#">AUTOSAR Adaptive Platform</a>. It allows flexible definition of functions which are active on the platform at any given time.</p>
Function Group	<p>A <a href="#">Function Group</a> is a set of <a href="#">Modelled Processes</a> which need to be controlled consistently. Depending on the state of the <a href="#">Function Group</a>, <a href="#">processes</a> (related to the <a href="#">Modelled Processes</a>) are started or terminated.</p> <p><a href="#">Modelled Processes</a> can belong to more than one <a href="#">Function Group State</a>, but at exactly one <a href="#">Function Group</a> (if a <a href="#">Modelled Process</a> were allowed to be running at the same point in time in more than one <a href="#">Function Group</a> then potential contradictions in the logic of the <a href="#">Function Group</a> state transitions could cause errors, see Section 7.5.3).</p> <p>"MachineFG" is a <a href="#">Function Group</a> with a predefined name, which is mainly used to control <a href="#">Machine</a> lifecycle and <a href="#">processes</a> of platform level <a href="#">Applications</a>. Other <a href="#">Function Groups</a> are sort of general purpose tools used (for example) to control <a href="#">processes</a> of user-level <a href="#">Applications</a>.</p>
Function Group State	<p>The element of <a href="#">State Management</a> that characterizes the current status of a set of user-level <a href="#">Applications</a>.</p> <p>The set of <a href="#">Function Groups</a> and their <a href="#">Function Group States</a> are configured in the <a href="#">Execution Manifest</a>.</p>
Undefined Function Group State	<p>Any state of a <a href="#">Function Group</a>, which is not modelled. A <a href="#">Function Group</a> is in an <a href="#">Undefined Function Group State</a> during state transition, if a state transition failed or if an <a href="#">Unexpected Termination</a> or <a href="#">Unexpected Self-termination</a> happened.</p>
Machine State	<p>A state of <a href="#">Function Group</a> "MachineFG" with some predefined states (Startup/Shutdown/Restart). This can term can refer to the current state ("The Machine State is ..."), to a specific state ("In Machine State Startup ..."), or to a set of states ("In Machine States Startup or Shutdown ...").</p>



Time Determinism	The results of a calculation are guaranteed to be available before a given deadline.
Data Determinism	The results of a calculation only depend on the input data and are reproducible, assuming a given initial internal state.
Full Determinism	Combination of Time and Data Determinism.
Communication Management	A <a href="#">Functional Cluster</a> within the <a href="#">Adaptive Platform Foundation</a>
Execution Manifest	<a href="#">Manifest</a> file to configure execution of an <a href="#">Adaptive Application</a> . An <a href="#">Execution Manifest</a> is created at integration time and deployed onto a <a href="#">Machine</a> together with the <a href="#">Executable</a> to which it is attached. It supports the integration of the <a href="#">Executable</a> code and describes the configuration properties (startup parameters, resource group assignment etc.) of each <a href="#">process</a> , i.e. started instance of that <a href="#">Executable</a> .
Machine Manifest	<a href="#">Manifest</a> file to configure a <a href="#">Machine</a> . The <a href="#">Machine Manifest</a> holds all configuration information which cannot be assigned to a specific <a href="#">Executable</a> or <a href="#">process</a> .
Operating System	Software responsible for managing <a href="#">processes</a> on a <a href="#">Machine</a> and for providing an interface to hardware resources.
ExecutionClient	<a href="#">Adaptive Application</a> interface to <a href="#">Execution Management</a> .
DeterministicClient	<a href="#">Adaptive Application</a> interface to <a href="#">Execution Management</a> to support control of the process-internal cycle, a deterministic worker pool, activation time stamps and random numbers.
StateClient	<a href="#">State Management</a> interface to <a href="#">Execution Management</a> to support <a href="#">Function Group State</a> and <a href="#">Machine State</a> management.
Platform Health Management	A <a href="#">Functional Cluster</a> within the <a href="#">Adaptive Platform Foundation</a>
Process State	Lifecycle state of a <a href="#">Modelled Process</a>
Service Instance Manifest	<a href="#">Manifest</a> file to configure Service-oriented communication used by an <a href="#">Adaptive Application</a> .
Trusted Platform	An execution platform supporting a continuous chain of trust from boot through to application. The trust chain ensures that all execution is both authenticated (that all code executed is from the claimed source) and subjected to integrity validation (that prevents tampered code/data from being executed).
DeterministicSyncMaster	A synchronization control point that receives the synchronization requests through a dedicated communication channel, for example <code>ara::com</code> , and sends the calculated cycle information for the next execution cycle to the connected <a href="#">DeterministicClients</a> in the same domain.
Deterministic Random Numbers	A set of random numbers that follows a known sequence and thus the same set can be distributed (one at a time) to deterministic workers. Note that this does <b>not</b> mean that randomness is compromised as that relates to predictability of the sequence by an observer and not to the fact that the set is predefined.
Unrecoverable State	A state entered by <a href="#">Execution Management</a> in response to a situation that it cannot resolve. In the state, <a href="#">Execution Management</a> stops taking any further actions, terminates all processes managed by <a href="#">Execution Management</a> and provides a facility for further project-specific handling.

**Table 2.1: Technical Terms**



The following technical terms used throughout this document are defined in the official [2] AUTOSAR Glossary or [3] TPS Manifest Specification – they are repeated here for tracing purposes.

Term	Description
Adaptive Application	see [2] AUTOSAR Glossary
Application	see [2] AUTOSAR Glossary
AUTOSAR Adaptive Platform	see [2] AUTOSAR Glossary
Adaptive Platform Foundation	see [2] AUTOSAR Glossary
Adaptive Platform Services	see [2] AUTOSAR Glossary
Manifest	see [2] AUTOSAR Glossary
Executable	see [2] AUTOSAR Glossary
Functional Cluster	see [2] AUTOSAR Glossary
Machine	see [2] AUTOSAR Glossary
Processed Manifest	see [2] AUTOSAR Glossary
Service	see [2] AUTOSAR Glossary
Service Interface	see [2] AUTOSAR Glossary
Service Discovery	see [2] AUTOSAR Glossary
PLATFORM_CORE	see [3] TPS Manifest Specification

**Table 2.2: Glossary-defined Technical Terms**

## 3 Related documentation

### 3.1 Input documents & related standards and norms

The main documents that serve as input for the specification of the [Execution Management](#) are:

- [1] Specification of Communication Management  
AUTOSAR\_AP\_SWS\_CommunicationManagement
- [2] Glossary  
AUTOSAR\_FO\_TR\_Glossary
- [3] Specification of Manifest  
AUTOSAR\_AP\_TPS\_ManifestSpecification
- [4] Specification of Adaptive Platform Core  
AUTOSAR\_AP\_SWS\_Core
- [5] Requirements on Execution Management  
AUTOSAR\_AP\_RS\_ExecutionManagement
- [6] Explanation of Adaptive Platform Software Architecture  
AUTOSAR\_AP\_EXP\_SWArchitecture
- [7] Methodology for Adaptive Platform  
AUTOSAR\_AP\_TR\_Methodology
- [8] Specification of Platform Health Management  
AUTOSAR\_AP\_SWS\_PlatformHealthManagement
- [9] Specification of State Management  
AUTOSAR\_AP\_SWS\_StateManagement
- [10] Guidelines for using Adaptive Platform interfaces  
AUTOSAR\_AP\_EXP\_InterfacesGuidelines
- [11] Safety Requirements for AUTOSAR Adaptive Platform and AUTOSAR Classic Platform  
AUTOSAR\_FO\_RS\_Safety
- [12] Standard for Information Technology–Portable Operating System Interface (POSIX(R)) Base Specifications, Issue 7  
<http://pubs.opengroup.org/onlinepubs/9699919799/>
- [13] Algirdas Avizienis, Jean-Claude Laprie, Brian Randell, and Carl Landwehr, 'Basic Concepts and Taxonomy of Dependable and Secure Computing', IEEE Transactions on Dependable and Secure Computing, Vol. 1, No. 1, January-March 2004
- [14] Explanation of Adaptive Platform Design

AUTOSAR\_AP\_EXP\_PlatformDesign

[15] Explanation of Identity and Access Management  
AUTOSAR\_AP\_EXP\_IdentityAndAccessManagement

### **3.2 Further applicable specification**

AUTOSAR provides a core specification [4] which is also applicable for [Execution Management](#). The chapter “General requirements for all FunctionalClusters” of this specification shall be considered as an additional and required specification for implementation of [Execution Management](#).

## 4 Constraints and assumptions

### 4.1 Known Limitations

This chapter lists known limitations of [Execution Management](#) and their relation to this release of the [AUTOSAR Adaptive Platform](#) with the intent to provide an indication how [Execution Management](#) within the context of the [AUTOSAR Adaptive Platform](#) will evolve in future releases.

The following functionality is mentioned within this document but is not fully specified in this release:

**Section 7.7 Resource Limitation and Section 7.8 Fault Tolerance** – these sections have been expanded in this release but are not complete. In particular the contents will be expanded with more properties and formal requirements in the next release.

Section [7.6.4](#) describes synchronization requirements for redundant deterministic execution that were required but not elaborated in [7.6.2](#). The interface of using communication APIs other than `ara::com` is not in the scope of the specification. We focus on the single domain synchronization for the current release, i.e. the redundant deterministic execution is in the same OS or ECU. The models and configuration for deterministic synchronization and the details of interaction with Software Lockstep will be specified in a later release.

Section [6.1](#) details requirements from [Execution Management Requirement Specification \[5\]](#) that are not elaborated within this specification. The presence of these requirements in this document ensures that the requirement tracing is complete and also provides an indication of how [Execution Management](#) will evolve in future releases of the [AUTOSAR Adaptive Platform](#).

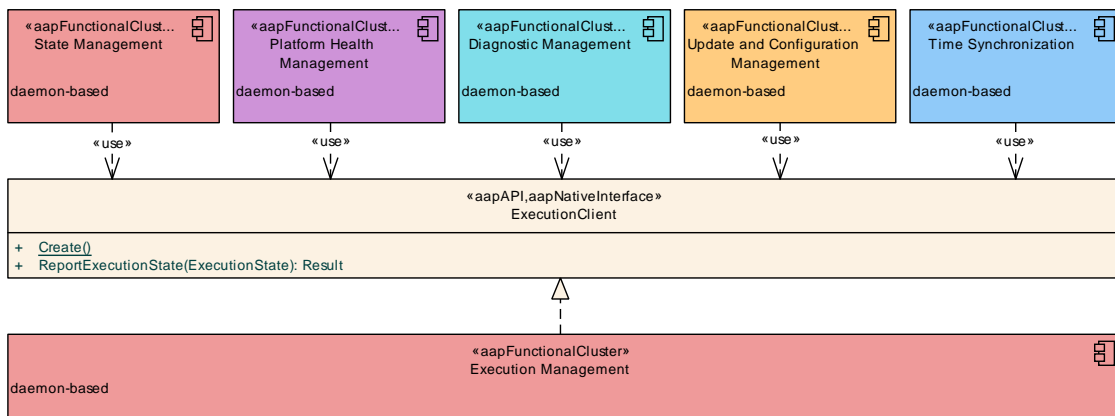
The functionality described above is subject to modification and will be considered for inclusion in a future release of this document.

## 5 Dependencies to other Functional Clusters

This chapter provides an overview of the dependencies to other Functional Clusters in the AUTOSAR Adaptive Platform. Section 5.1 “[Provided Interfaces](#)” lists the interfaces provided by [Execution Management](#) to other Functional Clusters. Section 5.2 “[Required Interfaces](#)” lists the interfaces required by [Execution Management](#).

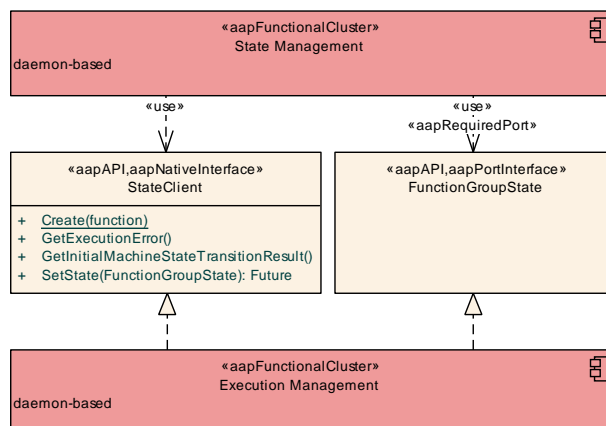
A detailed technical architecture documentation of the AUTOSAR Adaptive Platform is provided in [6].

### 5.1 Provided Interfaces



**Figure 5.1: Interfaces provided by Execution Management to other Functional Clusters**

Figure 5.1 shows the interfaces provided by [Execution Management](#) to other Functional Clusters within the AUTOSAR Adaptive Platform.



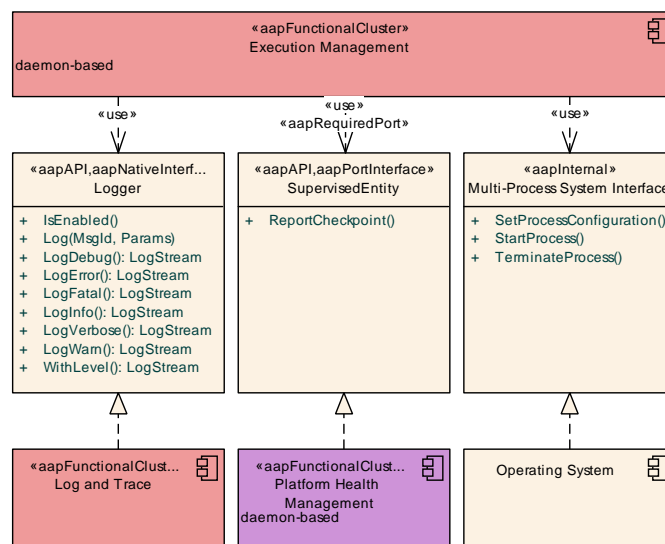
**Figure 5.2: Interfaces provided by Execution Management to State Management**

Figure 5.2 shows the interfaces provided by [Execution Management](#) to [State Management](#). [Table 5.1](#) provides a complete list of interfaces provided to other Functional Clusters within the AUTOSAR Adaptive Platform.

Interface	Functional Cluster	Purpose
ExecutionClient	Diagnostic Management	This interface is used to report the status of the Diagnostic Management daemon process(es).
	Platform Health Management	Platform Health Management uses this interface to report the state of its daemon process to Execution Management.
	State Management	This interface shall be used to report the state of the State Management process(es).
	Time Synchronization	Time Synchronization shall use this interface to report the state of its daemon process.
	Update and Configuration Management	This interface shall be used by the daemon process(es) inside Update and Configuration Management to report their execution state to Execution Management.
	Vehicle Update and Configuration Management	This interface shall be used by the daemon process(es) inside Vehicle Update and Configuration Management to report their execution state to Execution Management.
FunctionGroupState	State Management	This interface shall be used to request FunctionGroupState transitions and to check their status.
StateClient	State Management	This interface shall be used to request FunctionGroupState transitions.

**Table 5.1: Interfaces provided to other Functional Clusters**

## 5.2 Required Interfaces



**Figure 5.3: Interfaces required by Execution Management from other Functional Clusters**

Figure 5.3 shows the interfaces required by Execution Management from other Functional Clusters within the AUTOSAR Adaptive Platform. Table 5.2 provides a complete list of required interfaces from other Functional Clusters within the AUTOSAR Adaptive Platform.

<i>Functional Cluster</i>	<i>Interface</i>	<i>Purpose</i>
Log and Trace	Logger	Execution Management shall use this interface to log standardized messages.
Persistency	KeyValueStorage	Execution Management should use this interface to read/write persistent data.
Platform Health Management	SupervisedEntity	Execution Management shall use this interface to enable supervision of its process(es) by Platform Health Management.

**Table 5.2: Interfaces required from other Functional Clusters**

## 6 Requirements Tracing

The following tables reference the requirements specified in [5] and links to the fulfillment of these. Please note that if column “Satisfied by” is empty for a specific requirement this means that this requirement is not fulfilled by this document.

Requirement	Description	Satisfied by
[RS_AP_00114]	C++ interface shall be compatible with C++14.	[SWS_EM_02560] [SWS_EM_02561]
[RS_AP_00116]	Header file name.	[SWS_EM_02210] [SWS_EM_02510] [SWS_EM_02530] [SWS_EM_02544]
[RS_AP_00119]	Return values / application errors.	[SWS_EM_02003] [SWS_EM_02276] [SWS_EM_02278] [SWS_EM_02279] [SWS_EM_02560] [SWS_EM_02561] [SWS_EM_02562]
[RS_AP_00120]	Method and Function names.	[SWS_EM_02003] [SWS_EM_02217] [SWS_EM_02221] [SWS_EM_02225] [SWS_EM_02226] [SWS_EM_02231] [SWS_EM_02236] [SWS_EM_02276] [SWS_EM_02278] [SWS_EM_02279] [SWS_EM_02283] [SWS_EM_02286] [SWS_EM_02287] [SWS_EM_02288] [SWS_EM_02289] [SWS_EM_02290] [SWS_EM_02291] [SWS_EM_02520] [SWS_EM_02540] [SWS_EM_02542] [SWS_EM_02560] [SWS_EM_02561] [SWS_EM_02562]
[RS_AP_00121]	Parameter names.	[SWS_EM_02003] [SWS_EM_02221] [SWS_EM_02226] [SWS_EM_02276] [SWS_EM_02278] [SWS_EM_02283] [SWS_EM_02288] [SWS_EM_02289] [SWS_EM_02291] [SWS_EM_02520] [SWS_EM_02542] [SWS_EM_02560] [SWS_EM_02561]
[RS_AP_00122]	Type names.	[SWS_EM_02201] [SWS_EM_02203] [SWS_EM_02210] [SWS_EM_02281] [SWS_EM_02282] [SWS_EM_02284] [SWS_EM_02510] [SWS_EM_02530] [SWS_EM_02531] [SWS_EM_02532] [SWS_EM_02541] [SWS_EM_02544]
[RS_AP_00124]	Variable names.	[SWS_EM_02544] [SWS_EM_02545] [SWS_EM_02546]
[RS_AP_00127]	Usage of ara::core types.	[SWS_EM_02203] [SWS_EM_02217] [SWS_EM_02221] [SWS_EM_02231] [SWS_EM_02236] [SWS_EM_02281] [SWS_EM_02282] [SWS_EM_02284]
[RS_AP_00128]	Error reporting.	[SWS_EM_02003] [SWS_EM_02292] [SWS_EM_02542] [SWS_EM_02562]
[RS_AP_00129]	Public types defined by functional clusters shall be designed to allow implementation without dynamic memory allocation.	[SWS_EM_02201]







Requirement	Description	Satisfied by
[RS_AP_00130]	AUTOSAR Adaptive Platform shall represent a rich and modern programming environment.	[SWS_EM_02246] [SWS_EM_02247] [SWS_EM_02248] [SWS_EM_02249] [SWS_EM_02281] [SWS_EM_02282] [SWS_EM_02283] [SWS_EM_02284] [SWS_EM_02286] [SWS_EM_02287] [SWS_EM_02288] [SWS_EM_02289] [SWS_EM_02290] [SWS_EM_02291]
[RS_AP_00132]	noexcept behavior of API functions	[SWS_EM_02003] [SWS_EM_02211] [SWS_EM_02217] [SWS_EM_02221] [SWS_EM_02225] [SWS_EM_02226] [SWS_EM_02231] [SWS_EM_02236] [SWS_EM_02276] [SWS_EM_02278] [SWS_EM_02279] [SWS_EM_02283] [SWS_EM_02286] [SWS_EM_02287] [SWS_EM_02288] [SWS_EM_02290] [SWS_EM_02291] [SWS_EM_02540] [SWS_EM_02542] [SWS_EM_02562]
[RS_AP_00134]	noexcept behavior of class destructors	[SWS_EM_02000] [SWS_EM_02002] [SWS_EM_02215] [SWS_EM_02272] [SWS_EM_02277] [SWS_EM_02532]
[RS_AP_00138]	Return type of asynchronous function calls.	[SWS_EM_02278] [SWS_EM_02279]
[RS_AP_00139]	Return type of synchronous function calls.	[SWS_EM_02003] [SWS_EM_02217] [SWS_EM_02221] [SWS_EM_02231] [SWS_EM_02236] [SWS_EM_02276] [SWS_EM_02542] [SWS_EM_02562]
[RS_AP_00140]	Usage of "final specifier" in ara types.	[SWS_EM_02210] [SWS_EM_02544]
[RS_AP_00143]	Use 32-bit integral types by default.	[SWS_EM_02201]
[RS_AP_00144]	Availability of a named constructor.	[SWS_EM_02276] [SWS_EM_02562]
[RS_AP_00145]	Availability of special member functions.	[SWS_EM_02002] [SWS_EM_02272] [SWS_EM_02277] [SWS_EM_02325] [SWS_EM_02330] [SWS_EM_02331] [SWS_EM_02332] [SWS_EM_02563] [SWS_EM_02564] [SWS_EM_02565] [SWS_EM_02566] [SWS_EM_02567] [SWS_EM_02568] [SWS_EM_02580] [SWS_EM_02581]
[RS_AP_00148]	Default arguments are not allowed in virtual functions.	[SWS_EM_02520] [SWS_EM_02532]
[RS_AP_00149]	Guidance on error handling.	[SWS_EM_02557]
[RS_AP_00150]	Provide only interfaces that are intended to be used by AUTOSAR applications and other Functional Clusters.	[SWS_EM_02001] [SWS_EM_02210] [SWS_EM_02263] [SWS_EM_02269] [SWS_EM_02275] [SWS_EM_02282] [SWS_EM_02284] [SWS_EM_02510] [SWS_EM_02530]
[RS_AP_00151]	C++ Core Guidelines.	[SWS_EM_02331] [SWS_EM_02332] [SWS_EM_02560] [SWS_EM_02561] [SWS_EM_02566] [SWS_EM_02567] [SWS_EM_02580] [SWS_EM_02581]
[RS_AP_00153]	Assignment operators should restrict "this" to lvalues	[SWS_EM_02330] [SWS_EM_02332]





Requirement	Description	Satisfied by
[RS_AP_00154]	Internal namespaces.	[SWS_EM_02001] [SWS_EM_02201] [SWS_EM_02210] [SWS_EM_02263] [SWS_EM_02269] [SWS_EM_02275] [SWS_EM_02281] [SWS_EM_02282] [SWS_EM_02284] [SWS_EM_02290] [SWS_EM_02291] [SWS_EM_02510] [SWS_EM_02530] [SWS_EM_02541] [SWS_EM_02544]
[RS_AP_00155]	Avoidance of cluster-specific initialization functions.	[SWS_EM_02557]
[RS_EM_00002]	Execution Management shall set-up one process for the execution of each Modelled Process.	[SWS_EM_01014] [SWS_EM_01015] [SWS_EM_01041] [SWS_EM_01042] [SWS_EM_01043]
[RS_EM_00005]	Execution Management shall support the configuration of OS resource budgets for process and groups of processes.	[SWS_EM_02102] [SWS_EM_02103] [SWS_EM_02106] [SWS_EM_02108] [SWS_EM_02109]
[RS_EM_00008]	Execution Management shall support the binding of all threads of a given process to a specified set of processor cores.	[SWS_EM_02104]
[RS_EM_00009]	Execution Management shall control the right to create child processes for each process it starts.	[SWS_EM_01030] [SWS_EM_01033] [SWS_EM_02559]
[RS_EM_00010]	Execution Management shall support multiple instances of Executables.	[SWS_EM_01012] [SWS_EM_01072] [SWS_EM_01078] [SWS_EM_02246] [SWS_EM_02247] [SWS_EM_02248] [SWS_EM_02249]
[RS_EM_00011]	Execution Management shall support self-initiated graceful shutdown of processes.	[SWS_EM_01006] [SWS_EM_01404]
[RS_EM_00014]	Execution Management shall support a Trusted Platform.	[SWS_EM_02299] [SWS_EM_02300] [SWS_EM_02301] [SWS_EM_02302] [SWS_EM_02303] [SWS_EM_02305] [SWS_EM_02306] [SWS_EM_02307] [SWS_EM_02308] [SWS_EM_02309] [SWS_EM_02556]
[RS_EM_00015]	Execution Management shall support integrity and authenticity monitoring.	[SWS_EM_02300] [SWS_EM_02301] [SWS_EM_02302] [SWS_EM_02303] [SWS_EM_02305] [SWS_EM_02306] [SWS_EM_02400] [SWS_EM_02556]
[RS_EM_00050]	Execution Management shall perform Machine-wide coordination of processes.	[SWS_EM_01320] [SWS_EM_01321] [SWS_EM_01322] [SWS_EM_01325] [SWS_EM_01326] [SWS_EM_01327] [SWS_EM_01328]
[RS_EM_00051]	Execution Management shall provide APIs to the process for configuring external trigger conditions for its activities.	[SWS_EM_01304] [SWS_EM_01313] [SWS_EM_01320] [SWS_EM_01325] [SWS_EM_01326]





Requirement	Description	Satisfied by
[RS_EM_00052]	Execution Management shall provide APIs to the process for configuring cyclic triggering of its activities.	[SWS_EM_01301] [SWS_EM_01302] [SWS_EM_01303] [SWS_EM_01304] [SWS_EM_01351] [SWS_EM_01352] [SWS_EM_01353] [SWS_EM_02201] [SWS_EM_02203] [SWS_EM_02210] [SWS_EM_02211] [SWS_EM_02215] [SWS_EM_02217] [SWS_EM_02510] [SWS_EM_02511] [SWS_EM_02512] [SWS_EM_02513] [SWS_EM_02514] [SWS_EM_02515] [SWS_EM_02520] [SWS_EM_02530] [SWS_EM_02531] [SWS_EM_02532] [SWS_EM_02533] [SWS_EM_02534] [SWS_EM_02535] [SWS_EM_02540] [SWS_EM_02550]
[RS_EM_00053]	Execution Management shall provide APIs to the process to support deterministic redundant execution of processes.	[SWS_EM_01305] [SWS_EM_01306] [SWS_EM_01310] [SWS_EM_01311] [SWS_EM_01312] [SWS_EM_01313] [SWS_EM_01320] [SWS_EM_01321] [SWS_EM_01322] [SWS_EM_01323] [SWS_EM_01324] [SWS_EM_01325] [SWS_EM_01326] [SWS_EM_01327] [SWS_EM_01328] [SWS_EM_02203] [SWS_EM_02211] [SWS_EM_02215] [SWS_EM_02221] [SWS_EM_02225] [SWS_EM_02226] [SWS_EM_02231] [SWS_EM_02236] [SWS_EM_02551]
[RS_EM_00100]	Execution Management shall support the ordered startup and shutdown of processes.	[SWS_EM_01000] [SWS_EM_01001] [SWS_EM_01050] [SWS_EM_01051] [SWS_EM_CONSTR_00001] [SWS_EM_CONSTR_01744]
[RS_EM_00101]	Execution Management shall support State Management functionality.	[SWS_EM_01013] [SWS_EM_01023] [SWS_EM_01032] [SWS_EM_01033] [SWS_EM_01060] [SWS_EM_01065] [SWS_EM_01066] [SWS_EM_01067] [SWS_EM_01107] [SWS_EM_01110] [SWS_EM_02241] [SWS_EM_02245] [SWS_EM_02250] [SWS_EM_02251] [SWS_EM_02253] [SWS_EM_02254] [SWS_EM_02255] [SWS_EM_02258] [SWS_EM_02259] [SWS_EM_02260] [SWS_EM_02263] [SWS_EM_02266] [SWS_EM_02267] [SWS_EM_02268] [SWS_EM_02269] [SWS_EM_02272] [SWS_EM_02273] [SWS_EM_02274] [SWS_EM_02275] [SWS_EM_02276] [SWS_EM_02277] [SWS_EM_02278] [SWS_EM_02279] [SWS_EM_02280] [SWS_EM_02295] [SWS_EM_02296] [SWS_EM_02297] [SWS_EM_02298] [SWS_EM_02310] [SWS_EM_02312] [SWS_EM_02313] [SWS_EM_02314] [SWS_EM_02315] [SWS_EM_02316] [SWS_EM_02321] [SWS_EM_02322] [SWS_EM_02323] [SWS_EM_02324] [SWS_EM_02325] [SWS_EM_02326] [SWS_EM_02327] [SWS_EM_02328] [SWS_EM_02329] [SWS_EM_02330] [SWS_EM_02331] [SWS_EM_02332] [SWS_EM_02541] [SWS_EM_02542] [SWS_EM_02543] [SWS_EM_02544] [SWS_EM_02545] [SWS_EM_02546]



△

Requirement	Description	Satisfied by
		△ [SWS_EM_02549] [SWS_EM_02552] [SWS_EM_02555] [SWS_EM_02561] [SWS_EM_CONSTR_02556] [SWS_EM_CONSTR_02557] [SWS_EM_CONSTR_02558] [SWS_EM_CONSTR_02559]
[RS_EM_00103]	Execution Management shall support process lifecycle management.	[SWS_EM_01002] [SWS_EM_01003] [SWS_EM_01004] [SWS_EM_01006] [SWS_EM_01055] [SWS_EM_01210] [SWS_EM_01211] [SWS_EM_01212] [SWS_EM_01309] [SWS_EM_01314] [SWS_EM_01401] [SWS_EM_01402] [SWS_EM_01403] [SWS_EM_01404] [SWS_EM_02000] [SWS_EM_02001] [SWS_EM_02002] [SWS_EM_02003] [SWS_EM_02243] [SWS_EM_02558] [SWS_EM_02560] [SWS_EM_02562] [SWS_EM_02563] [SWS_EM_02564] [SWS_EM_02565] [SWS_EM_02566] [SWS_EM_02567] [SWS_EM_02568] [SWS_EM_02577] [SWS_EM_02578] [SWS_EM_02579] [SWS_EM_02580] [SWS_EM_02581]
[RS_EM_00111]	Execution Management shall assist identification of processes during Machine runtime.	[SWS_EM_02400]
[RS_EM_00113]	Execution Management shall support time-triggered execution.	[SWS_EM_01301] [SWS_EM_01310] [SWS_EM_01312] [SWS_EM_01313]
[RS_EM_00150]	Error Handling.	[SWS_EM_02032] [SWS_EM_02033] [SWS_EM_02034] [SWS_EM_02547] [SWS_EM_02548]
[RS_EM_00152]	Execution Management shall support standardized trace points throughout the state transitions.	[SWS_EM_02569] [SWS_EM_02570] [SWS_EM_02571] [SWS_EM_02572] [SWS_EM_02573] [SWS_EM_02574] [SWS_EM_02575] [SWS_EM_02576]

**Table 6.1: Requirements Tracing**

## 6.1 Not applicable requirements

[SWS\_EM\_NA]{DRAFT} [These requirements are not applicable as they are not within the scope of this release.] (RS\_AP\_00111, RS\_AP\_00115, RS\_AP\_00125, RS\_AP\_00133, RS\_AP\_00135, RS\_AP\_00136, RS\_AP\_00137, RS\_AP\_00141, RS\_AP\_00142, RS\_EM\_00151, RS\_AP\_00156, RS\_EM\_NA)

## 7 Functional specification

[Execution Management](#) is a functional cluster contained in the [Adaptive Platform Foundation](#). [Execution Management](#) is responsible for all aspects of system execution management including platform initialization and startup / shutdown of [Applications](#).

[Execution Management](#) works in conjunction with the Operating System. In particular, [Execution Management](#) is responsible for configuring the Operating System to perform run-time scheduling and resource monitoring of [Applications](#).

This chapter describes the functional behavior of [Execution Management](#).

- Section [7.2](#) presents an introduction to key terms within [Execution Management](#) focusing on the relationship between [Application](#), [Executable](#), and [Modelled Process](#). With the latter, we refer to an instance of the meta-model describing a process, it will eventually be realized by an operating system [process](#).
- Section [7.3](#) covers the core [Execution Management](#) run-time responsibilities including the start of [Applications](#).
- Section [7.4](#) describes the lifecycle of [Applications](#) including [Modelled Process](#) state transitions and startup / shutdown sequences.
- Section [7.5](#) covers several topics related to State Management within [Execution Management](#) including [Function Group](#) state management and state transition behavior.
- Section [7.6](#) documents support provided by [Execution Management Deterministic](#) execution such that given the same input and internal state, a calculation will always produce the same output.
- Section [7.7](#) describes how [Execution Management](#) supports resource management including the limitation of usage of CPU and memory by an [Application](#).
- Section [7.8](#) provides an introduction to Fault Tolerance strategies in general. This section will be expanded in a future release to describe how such strategies are realized within [Execution Management](#).
- Section [7.9](#) covers the topic of [Trusted Platform](#), i.e. ensuring the integrity and authenticity of [Applications](#).

## 7.1 Functional Cluster Lifecycle

### 7.1.1 Startup

See Section [7.5.2.1](#).

### 7.1.2 Shutdown

See Section [7.5.2.2](#).

### 7.1.3 Restart

See Section [7.5.2.2](#).

## 7.2 Technical Overview

This chapter presents a short summary of the relationship between [Application](#), [Executable](#), and [Modelled Process](#).

### 7.2.1 Application

[Applications](#) are developed to resolve a set of coherent functional requirements. An [Application](#) consists of executable software units, additional execution related items (e.g. data or parameter files), and descriptive information used for integration and execution (e.g. a formal model description based on the AUTOSAR meta model, test cases, etc.).

[Application Executables](#) can be located on user-level above the middleware or can implement functional clusters of the [AUTOSAR Adaptive Platform](#) (located on the level of the middleware), see [constr\_1605] in [3].

In general, an [Application](#), whether user-level or platform-level, is treated the same by [Execution Management](#) and can use all mechanisms and APIs provided by the Operating System and other functional clusters of the [AUTOSAR Adaptive Platform](#). However in doing so it potentially restricts its portability to other implementations of the [AUTOSAR Adaptive Platform](#).

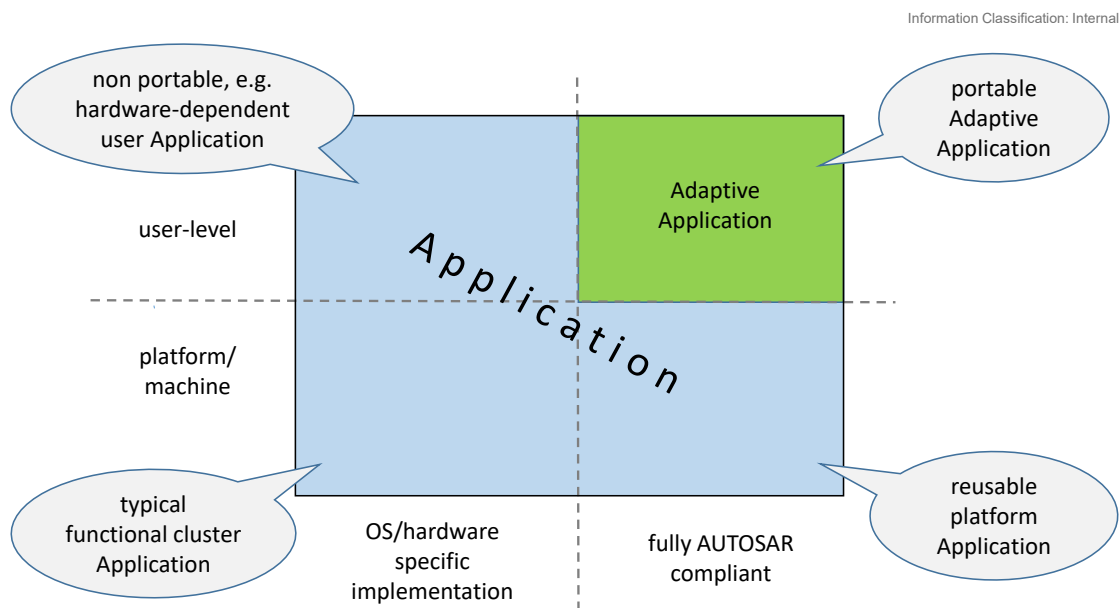
### 7.2.2 Adaptive Application

An [Adaptive Application](#) is a specific type of [Application](#). The implementation of an [Adaptive Application](#) fully complies with the AUTOSAR specification,

i.e. it is restricted to the use of APIs standardized by AUTOSAR and needs to follow specific coding guidelines to allow reallocation between different implementations of the [AUTOSAR Adaptive Platform](#).

[Adaptive Applications](#) are always located above the middleware. To allow portability and reuse, user-level [Applications](#) should be [Adaptive Applications](#) whenever technically possible.

Figure 7.1 shows the different types of Applications.



**Figure 7.1: Types of Applications**

An [Adaptive Application](#) is the result of functional development and is the unit of delivery for [Machine](#) specific configuration and integration. Some contracts (e.g. concerning used libraries) and [Service Interfaces](#) to interact with other [Adaptive Applications](#) need to be agreed on beforehand. For details see [7].

### 7.2.3 Executable

An [Executable](#) is a software unit which is part of an [Application](#). It has exactly one entry point (main function) [SWS\_OSI\_01001]. An [Application](#) can be implemented in one or more [Executables](#) [TPS\_MANI\_01010].

The lifecycle of [Executables](#) usually consists of:

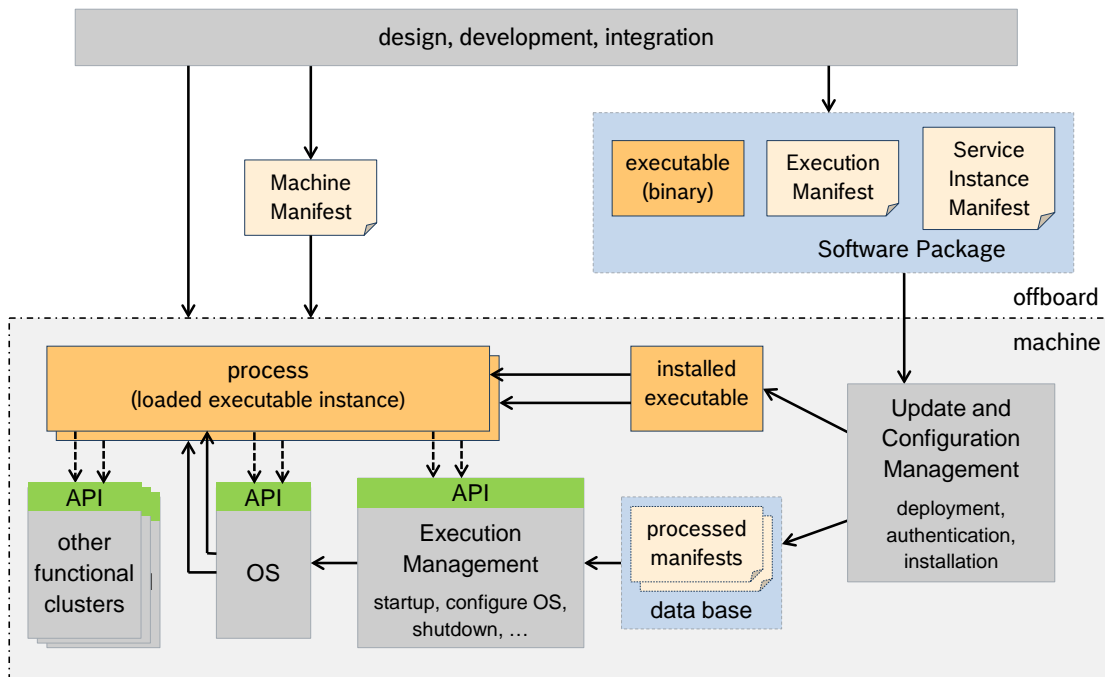
process Step	Software	Meta Information
Development and Integration	Linked, configured and calibrated binary for deployment onto the target <a href="#">Machine</a> . The binary might contain code which was generated at integration time.	<a href="#">Execution Manifest</a> , see 7.2.5 and [3], and <a href="#">Service Instance Manifest</a> (not used by Execution Management).

Deployment and Removal	Binary installed on the target <a href="#">Machine</a> . Previous version (if any) removed.	Processed Manifests, stored in a platform-specific format which is efficiently readable at <a href="#">Machine</a> startup.
Execution	<a href="#">process</a> started as instance of the binary.	The Execution Management uses contents of the processed Manifests to start up and configure each <a href="#">process</a> individually.

**Table 7.1: Executable Lifecycle**

[Executables](#) which belong to the same [Adaptive Application](#) might need to be deployed to different [Machines](#), e.g. to one high performance [Machine](#) and one high safety [Machine](#).

Figure 7.2 shows the lifecycle of an [Executable](#) from deployment to execution.



**Figure 7.2: Executable Lifecycle from deployment to execution**

### 7.2.4 Modelled Process

A [Modelled Process](#) is an instance of an [Executable](#). On the [AUTOSAR Adaptive Platform](#), a [Modelled Process](#) is realized at run-time as an OS process. For details on how [Execution Management](#) starts and stops [processes](#) see [7.4](#).

[Execution Management](#) treats all [Executables](#) and the derived [Modelled Processes](#) the same way, independent of [Application](#) boundaries.



**Remark:** In this release of this document it is mostly assumed that `processes` are self-contained, i.e. that they take care of controlling thread creation and scheduling by calling APIs of the Operating System Interface from within the code. `Execution Management` only starts and terminates the `processes` and while the `processes` are running, `Execution Management` only interacts with the `processes` by providing `State Management` mechanisms (see 7.5) or APIs to support Deterministic Execution (see 7.6.3).

### 7.2.5 Execution Manifest

An `Execution Manifest` is created together with a `Service Instance Manifest` (not used by Execution Management) at design time and deployed onto a `Machine` together with the `Executable` it is attached to.

The `Execution Manifest` specifies the deployment related information of an `Executable` and describes in a standardized way the machine specific configuration of `Modelled Process` properties (startup parameters, resource group assignment, scheduling priorities etc.).

The `Execution Manifest` is bundled with the actual executable code in order to support the deployment of the executable code onto the `Machine`.

Each instance of an `Executable` binary, i.e. each started `process`, is individually configurable, with the option to use a different configuration set per `Machine State` or per `Function Group State` (see Section 7.5 and [TPS\_MANI\_01012], [TPS\_MANI\_01013], [TPS\_MANI\_01017] and [TPS\_MANI\_01041]).

To perform its necessary actions, `Execution Management` imposes a number of requirements on the content of the `Machine Manifest` and `Execution Manifest`. The validation of the configuration is expected to be done by the vendor tooling.

For more information regarding the `Execution Manifest` specification please see [3].

### 7.2.6 Machine Manifest

The `Machine Manifest` is also created at integration time for a specific `Machine` and is deployed like `Execution Manifests` whenever its contents change. The `Machine Manifest` holds all configuration information which cannot be assigned to a specific `Executable` or its instances (the `Modelled Processes`), i.e. which is not already covered by an `Execution Manifest` or a `Service Instance Manifest`.

The contents of a `Machine Manifest` includes the configuration of `Machine` properties and features (resources, safety, security, etc.). For details see [3].

### 7.2.7 Manifest Format

The [Execution Manifests](#) and the [Machine Manifest](#) can be transformed from the original standardized ARXML into a platform-specific format (called [Processed Manifest](#)), which is efficiently readable at [Machine](#) startup. The format transformation can be done either off board at integration time or at deployment time, or on the [Machine](#) (by Update and Configuration Management) at installation time.

### 7.3 Execution Management Responsibilities

`Execution Management` is responsible for all aspects of `process` execution management. A `process` is a loaded instance of an `Executable`, which is part of an `Application`.

`Execution Management` is started as part of the AUTOSAR Adaptive Platform startup phase and is responsible for starting and terminating `processes`.

`Execution Management` determines when, and possibly in which order, to start or stop `processes`, i.e. instances of the deployed `Executables`, based on information in the `Machine Manifest` and `Execution Manifests`.

`Execution Management` ensures that the integrity and authenticity of all `Executables` and `Executable`-related data (e.g. manifests) is checked. In the case of a failed integrity or authenticity check, `Execution Management` carries out the measures defined in Section 7.9.

**[SWS\_EM\_01030]{OBSOLETE} Restriction of process creation right for processes** [`Execution Management` shall restrict the rights of `processes` such that they cannot start other processes.]([RS\\_EM\\_00009](#))

**[SWS\_EM\_02558]{DRAFT} Default value for permissionToCreateChildProcess attribute** [A `Modelled Process` without a specified `permissionToCreateChildProcess` attribute shall be considered by `Execution Management` as though the attribute was set to false.]([RS\\_EM\\_00103](#))

**[SWS\_EM\_02559]{DRAFT} Restriction of process creation right for processes** [If `permissionToCreateChildProcess` attribute is false then `Execution Management` shall restrict the rights of the created process such that it cannot start / create other processes.]([RS\\_EM\\_00009](#))

The mechanism by which the restriction of [SWS\_EM\_02559] is implementation-specific, but could be realized by configuring the process capability attribute mask at the time of process creation (OS feature).

Please note that when setting `permissionToCreateChildProcess` to true, the integrator should consider several aspects:

- the safety and security implications of this configuration. Does this software come from a trusted source? Is this configuration absolutely necessary for the software to fulfill its task? etc.
- the process that creates child processes is responsible for termination of processes that it creates; processes not started by `Execution Management` are not controlled by `Execution Management` and exist outside of AUTOSAR Adaptive Platform.
- the system resources used by the child processes are generally unplanned. It is recommended to assign the parent to a dedicated `ResourceGroup` to limit the impact on memory and CPU usage.

Depending on the [Machine State](#) or on any other [Function Group State](#), deployed [Executables](#) are started during [AUTOSAR Adaptive Platform](#) startup or later, however it is not expected that all will begin active work immediately since many [processes](#) will provide services to other [processes](#) and therefore wait and “listen” for incoming service requests.

[Execution Management](#) derives an ordering for startup/shutdown of deployed [Executables](#) within the context of [Machine](#) and/or [Function Group State](#) changes based on declared [Execution Dependencies](#) [[SWS\\_EM\\_01050](#)]. The dependencies are described in the [Execution Manifests](#), see [[TPS\\_MANI\\_01041](#)].

[Execution Management](#) is **not** responsible for run-time scheduling of [processes](#) since this is the responsibility of the Operating System [[SWS\\_OSI\\_01003](#)]. However, [Execution Management](#) is responsible for initialization / configuration of the OS to enable it to perform the necessary run-time scheduling and resource management based on information extracted by [Execution Management](#) from the [Machine Manifest](#) and [Execution Manifests](#).

[Execution Management](#) does not perform standardized termination handling - the response to receipt of a signal, e.g. SIGTERM, by [Execution Management](#) is therefore implementation defined.

### 7.3.1 Error handling

All API operations can potentially raise errors.

**[SWS\_EM\_02547] Obtain error information** [According to Adaptive Platform Core [\[4\]](#), [Execution Management](#) shall provide means to obtain information about errors that occurred during API calls. For that reason, [Execution Management](#) can return the following errors:

- [ara::exec::ExecErrc](#) [[SWS\\_EM\\_02281](#)]
- [ara::exec::ExecException](#) [[SWS\\_EM\\_02282](#)]
- [ara::exec::ExecException::ExecException](#) [[SWS\\_EM\\_02283](#)]
- [ara::exec::ExecErrorDomain](#) [[SWS\\_EM\\_02284](#)]
- [ara::exec::ExecErrorDomain::ExecErrorDomain](#) [[SWS\\_EM\\_02286](#)]
- [ara::exec::ExecErrorDomain::Name](#) [[SWS\\_EM\\_02287](#)]
- [ara::exec::ExecErrorDomain::Message](#) [[SWS\\_EM\\_02288](#)]
- [ara::exec::GetExecErrorDomain](#) [[SWS\\_EM\\_02290](#)]

]([RS\\_EM\\_00150](#))

**[SWS\_EM\_02548] Create error information** [According to Adaptive Platform Core [4], *Execution Management* shall provide means to create error information as listed below.

- `ara::exec::ExecErrorDomain::ThrowAsException` [SWS\_EM\_02289]
- `ara::exec::MakeErrorCode` [SWS\_EM\_02291]

](RS\_EM\_00150)

## 7.4 Process Lifecycle Management

### 7.4.1 Execution State

*Execution States* characterizes the internal lifecycle of a `process`. In other words, they describe it from the point of view of a `process` that is executed. The states visible to the `process` are defined by the `ara::exec::ExecutionState` enumeration, see [SWS\_EM\_02000].

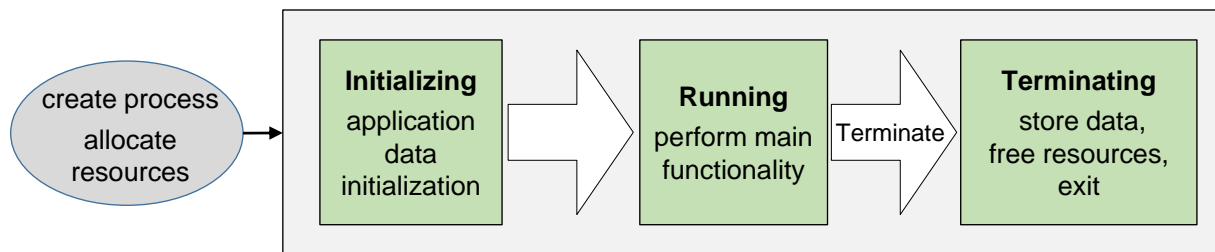


Figure 7.3: Execution States

The Execution State of a `process` is used by *Execution Management* to construct and maintain the *Process State* as described in Section 7.4.2. Execution State change notifications from a `process` result in *Process State* changes managed by *Execution Management*. The Execution State and *Process State* are maintained separately so that there is no explicit dependency between a `process`'s Execution State and *Execution Management*'s *Process State*. This allows future evolution of *Process State* without impacting the internal Execution State of the `process`.

#### 7.4.1.1 Initialization

**[SWS\_EM\_01401] ExecutionClient usage restriction** [The *AUTOSAR Adaptive Platform* implementation shall only allow a `process` to report its own Execution-State.] (*RS\_EM\_00103*)

*Execution Management* considers `process` initialization complete when the *Process State* `Running` is reached whether this is achieved implicitly (by a *Non-reporting Process*) or explicitly through a `process` reporting its Execution State.

A `process` is required (see [SWS\_EM\_01004]) to report `kRunning` state using the `ara::exec::ExecutionClient::ReportExecutionState` [SWS\_EM\_02003] method of class `ara::exec::ExecutionClient`, see [SWS\_EM\_02001]. It would typically report after the completion of its initialization, but before *Service Discovery* is completed. If the `process` were to report `kRunning` only after *Service Discovery* completion, the non-deterministic delays may impact other `processes`, due to delays in resolution of *Execution Dependencies*.

### 7.4.1.2 Termination

**[SWS\_EM\_01055] Initiation of process termination** [Execution Management shall initiate `process` termination by sending the `SIGTERM` signal to the `process`.] (*RS\_EM\_00103*)

Note that from the perspective of `Execution Management`, requirement [SWS\_EM\_01055] only requests the initiation of the steps necessary for graceful termination under the control of the `process`.

It is possible that a process that should be terminated according to [SWS\_EM\_01055], e.g. during the handling of `Execution Dependencies`, is no longer alive. However, as `Execution Management` can determine the status of child processes it would thus not attempt to terminate a process that no longer exists.

`Execution Management` may send `SIGTERM` at any time, even before the `process` has reported `kRunning` state and thus the `process` is still in the `Initializing Process State`.

On receipt of `SIGTERM`, a `process` commences the actual termination.

`Execution Management` provides a termination handler to minimize the required signal handling in the `Adaptive Application` (see [SWS\_EM\_02577]).

**[SWS\_EM\_02577]{DRAFT} Call of Termination Handler** [On receipt of `SIGTERM` `ara::exec::ExecutionClient` shall invoke the termination handler defined by `ara::exec::ExecutionClient::Create`.] (*RS\_EM\_00103*)

Please note the API defines the execution context of the termination handler to be a background thread which is maintained by the `ara::exec::ExecutionClient`. It is not executed in a signal handler context, therefore usage of POSIX and `ara` APIs is not restricted (potential restrictions in the contract of `ara` APIs still apply).

During the `Terminating` state, the `process` is expected to save persistent data and free all internally used resources. The `process` indicates completion of the `Terminating` state by termination with exit status 0 (`EXIT_SUCCESS`).

`Execution Management` as the parent `process` can detect termination of the child `process` and take the appropriate platform-specific actions such as processing execution dependencies that rely on the `Terminated` state and thus ensure that there is no overlap between these `processes` when both are running.

**[SWS\_EM\_01314] Default value for `terminationBehavior`** [Execution Management shall treat a `Modelled Process` without specified `terminationBehavior` as a `process` that terminates only on request by `Execution Management`.] (*RS\_EM\_00103*)

### 7.4.1.3 Unexpected Termination

**[SWS\_EM\_01309] Unexpected Termination of a process** [In case of *Unexpected Termination* outside a state transition resulting from previous request from `ara::exec::StateClient::SetState`, Execution Management shall perform the following actions:

1. log event, if logging is activated
2. Set the *Function Group State* (of the *Function Group* to which the relevant *Modelled Process* was mapped) to *Undefined Function Group State*.
3. Call *undefinedStateCallback* defined by `ara::exec::StateClient` with `ara::exec::ExecutionErrorEvent`.

](*RS\_EM\_00103*)

If the *State Management* decides to invoke the `ara::exec::StateClient::GetExecutionError` interface, after receiving the *undefinedStateCallback* [SWS\_EM\_01309] or inside the callback, the `ara::exec::ExecutionErrorEvent` will contain the same information as provided by the *undefinedStateCallback*. This is guaranteed by [SWS\_EM\_02542]. Please note that [SWS\_EM\_01309] also applies for *Unexpected Self-termination*.

Correct *Execution State* reporting performed by *processes* is a part of consistent behavior of *Execution Management*.

### 7.4.1.4 Application Reporting

**[SWS\_EM\_02243] Handling Execution State Running** [*Execution Management* shall return *kInvalidTransition* when a *process* reports *Execution State kRunning* (using the method `ara::exec::ExecutionClient::ReportExecutionState`) and the *process* is not in *Process State Starting*.](*RS\_EM\_00103*)

To prevent denial-of-service attacks on *Execution Management* an implementation could rate-limit acceptance of *Execution State* reports or could request the *Operating System* to terminate the underlying process. However such reactions are not standardized.

*Execution Management* differentiates between two types of *processes*: *Reporting Processes* and *Non-reporting Processes*. *Reporting Processes* are considered to be the normal form of *processes* and *Non-reporting Processes* are considered to be an exception.

*Non-reporting Processes* can be used to support running *Executables* which have not been designed with the *AUTOSAR Adaptive Platform* in mind. For example, if an *Executable* is available as binary only, if it is not feasible to patch its source code or if the *Executable* is only used during development time.



The implicit transition to `Running Process State` is described by [SWS\_EM\_01402]

In safety related systems the system designer has to use `Non-reporting Process` functionality with care. Such `processes` will probably not provide safety critical functionality and will not be monitored by `Platform Health Management` but still they might influence other safety related `processes` and therefore can introduce a safety risk. To isolate `Non-reporting Processes` from safety critical parts `Resource-Group` can be used (see Section 7.7).

An attempt to report `Execution State` by a `Non-reporting Process` is considered an error by `Execution Management`.

**[SWS\_EM\_01403] Reporting Non-reporting Process** [`ara::exec::Execution-Client::ReportExecutionState` shall treat it as a Violation when invoked by a `Non-reporting Process`.] (*RS\_EM\_00103*)

## 7.4.2 Process States

`Process States` characterize the lifecycle of a `process` from the point of view of `Execution Management`. In other words, `Process States` represent the `Execution Management` internal tracking of the `Execution States` (see Section 7.4.1) and hence there is no need for a standardized type. Note that each `process` is independent and therefore has its own `Process State`. `Process State` is used by `Execution Management` to resolve `Execution Dependencies`, manage timeouts, etc.

Additionally to the existing values for the `Process State` (`Idle`, `Starting`, `Running`, `Terminating`, `Terminated`), the implementation may define its own `Process States`, which are not in conflict/not replacing the existing ones.

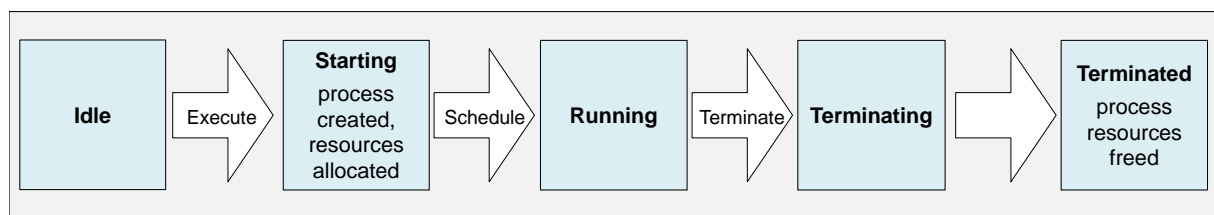


Figure 7.4: process Lifecycle

**[SWS\_EM\_01002] Idle Process State** [The `Idle Process State` shall be the `Process State` prior to creation of the `process` and to resource allocation.] (*RS\_EM\_00103*)

**[SWS\_EM\_01003] Starting Process State** [The `Starting Process State` shall apply when the `process` has been created and resources have been allocated.] (*RS\_EM\_00103*)

**[SWS\_EM\_01004] Running Process State of Reporting Processes** [The `Running Process State` shall apply to a `Reporting Process` after it has reported `kRunning Execution State` to `Execution Management`.] (*RS\_EM\_00103*)

**[SWS\_EM\_01402] Implicit Running Process State** [For *Non-reporting Process* the transition from *Starting* to *Running Process State* shall implicitly apply after *Execution Management* has allocated the required resources and created the run-time process.] (*RS\_EM\_00103*)

**[SWS\_EM\_01404] Terminating Process State after Termination Request** [The *Terminating Process State* shall apply when *Execution Management* sent SIGTERM signal to the *process*.] (*RS\_EM\_00103*, *RS\_EM\_00011*)

**[SWS\_EM\_01006] Terminated Process State** [The *Terminated Process State* shall apply after the *process* has terminated and the *process* resources have been freed.] (*RS\_EM\_00103*, *RS\_EM\_00011*)

For [SWS\_EM\_01006], *Execution Management* observes the exit status of all *processes*. The mechanism is implementation dependent but could, for example, use the POSIX `waitpid()` API.

From the resource allocation point of view, the *Terminated Process State* is similar to the *Idle Process State* – there is no *process* running and no resources are allocated. However from the execution point of view, the *Terminated Process State* is different from *Idle* as it tells *Execution Management* that the *process* has already been executed, terminated and can be now restarted (if needed) as specified in [SWS\_EM\_01066]. The distinction between *Process State Idle* and *Terminated* is relevant for resolving *Execution Dependencies to Self-terminating Processes* (see Section 7.4.4.1).

### 7.4.2.1 Synchronization with Platform Health Management

*Platform Health Management* requires *Process State* information for starting and stopping of Supervisions. For details see [8].

*Platform Health Management* needs the information that a Supervised *process* reported Execution State *kRunning* ([SWS\_EM\_01004]) to start Alive Supervision.

**[SWS\_EM\_01210] Report “kRunning received event” to Platform Health Management** [*Execution Management* shall inform *Platform Health Management* if a Supervised *process* has reported Execution State *kRunning*.] (*RS\_EM\_00103*)

*Platform Health Management* needs the information that termination of a Supervised *process* will be initiated ([SWS\_EM\_01055]) to stop Intra-process Supervisions.

**[SWS\_EM\_01211] Report “initiating process termination” event to Platform Health Management** [*Execution Management* shall inform *Platform Health Management* when a Supervised *process* termination is about to be initiated.] (*RS\_EM\_00103*)

*Platform Health Management* needs the information that a Supervised *process* is terminated ([SWS\_EM\_01006]) to supervise *Self-terminating Processes*.

**[SWS\_EM\_01212] Report “process terminated” event to Platform Health Management** [Execution Management shall inform Platform Health Management when a Supervised process is terminated.](RS\_EM\_00103)

Hint: Which processes are Supervised by Platform Health Management can be determined by referring to the configuration of Platform Health Management.

The above notifications are provided through Inter-Functional Cluster Interface(s) between Execution Management and Platform Health Management. As such interfaces are vendor-specific, their definition (signature) is not standardized.

If Execution Management is used in Safety Critical Platform, then it is suggested to use Alive/Logical/Deadline supervision(s) and report their checkpoints appropriately to Platform Health Management.

### 7.4.3 Trace Process State Transitions

The timing behavior of processes is a mandatory part of the lifecycle of an Application. Wrong timing and timing shortages in processes can lead to unexpected behavior or failures. Therefore it is important to provide a way to trace process lifetime events within the Execution Management. The following trace points are introduced to be able to do a timing analysis of an Application based on its processes.

**[SWS\_EM\_02573]{DRAFT} State Transition logging – process created** [Whenever Execution Management has created a process (see [SWS\_EM\_01003]), Execution Management shall log a DltMessage of type ProcessCreated.](RS\_EM\_00152)

**[SWS\_EM\_02574]{DRAFT} State Transition logging – process kRunning received** [Whenever Execution Management has received a kRunning (see [SWS\_EM\_02003]), Execution Management shall log a DltMessage of type ProcessKRunningReceived.](RS\_EM\_00152)

**[SWS\_EM\_02575]{DRAFT} State Transition logging – process termination request** [Whenever Execution Management is requesting a process to be terminated (see [SWS\_EM\_01055]), Execution Management shall log a DltMessage of type ProcessTerminationRequest.](RS\_EM\_00152)

**[SWS\_EM\_02576]{DRAFT} State Transition logging – process terminated** [Whenever a process terminates (independent of a success return result), Execution Management shall log a DltMessage of type ProcessTerminated.](RS\_EM\_00152)

## 7.4.4 Startup and Termination

### 7.4.4.1 Execution Dependency

Execution Management can derive an ordering for the startup and termination of processes within State Management framework based on the declared Execution Dependencies. This ensures that Applications are started before dependent Applications use the services that they provide and, likewise, that Applications are shutdown only when their provided services are no longer required.

The Execution Dependencies, see [TPS\_MANI\_01041] and [constr\_1606], are configured in the Execution Manifests, which is created at integration time based on information provided by the Application developer. An Execution Dependency defines the provider of functionality required by a process necessary for that process to provide its own functionality. Execution Management ensures the dependent processes are in the state defined by the Execution Dependency before the process defining the dependency is started.

User-level Applications are expected to use the service discovery mechanisms of Communication Management as the primary mechanism for execution sequencing as this is supported both within a Machine and across Machine boundaries. Thus user-level applications should not rely on Execution Dependencies unless strictly necessary. Which processes are running depends on the current Function Group States, including the Machine State, see Section 7.5. The integrator should ensure that all service dependencies are mapped to the State Management configuration, i.e. that all dependent processes are running when needed.

In real life, specifying a simple dependency to a process might not be sufficient to ensure that the depending service is actually provided. Since some processes shall reach a certain Execution State (see Section 7.4.1) to be able to offer their services to other processes, the dependency information shall also refer to Process State of the process specified as dependency. With that in mind, the dependency information may be represented as a pair like: <process>.<processState>. For more details regarding the Process States refer to Section 7.4.2.

The following dependency use-cases have been identified:

**Dependency on Running Process State** In case process B has a simple dependency on process A, the Running Process State of process A is specified in the dependency section of process B's Execution Manifest.

When process B has a Running Execution Dependency to process A, then process B will only be started once the process A achieves Running Process State.

**Dependency on Terminated Process State** In case process D depends on Self-terminating Process C, the Terminated Process State of process C is specified in the dependency section of process D's Execution Manifest.

If `process D` has `Terminated Execution Dependency` on `process C`, then `process D` will only be started once `process C` reaches the `Terminated` state.

A `Terminated Execution Dependency` specified on a non self-terminating `process` is considered to be a configuration error as this would indicate a dependency that can only be fulfilled at the next group transition [SWS\_EM\_CONSTR\_0001]

**Note:** No use-case has been identified for an `Execution Dependency` on other `Process States`, i.e. `Idle` or `Terminating`, and therefore these are not supported for `Execution Dependency` configuration. See also [SWS\_EM\_CONSTR\_01744].

[SWS\_EM\_CONSTR\_01744]{DRAFT} **Definition of process state in the context of the `ExecutionDependency`** [The target `ModeDeclaration` referenced in the role `ExecutionDependency.processState` shall fulfill the following conditions:

- It shall be owned by a `ModeDeclarationGroup` that is referenced by a `ModeDeclarationGroupPrototype` (in the role `type`) that in turn shall be aggregated by a `Process`.
- The `shortNames` of the encapsulated `ModeDeclarations` shall only be one of the following values:
  - `Running`
  - `Terminated`

](RS\_EM\_00100)

[SWS\_EM\_CONSTR\_00001]{DRAFT} **Modeling execution dependency for the `Terminated` state** [A `Terminated ModeDeclaration` referenced in the `Process.stateDependentStartupConfig.executionDependency` shall only be allowed if the process referenced in the `stateDependentStartupConfig.executionDependency` has `StartupConfig.terminationBehavior` set to `processIsSelfTerminating`.](RS\_EM\_00100)

### Example 7.1

Consider a `process`, `DataLogger`, which has an `Execution Dependency` on another `process`, `Storage`. For startup this means `DataLogger` has a `Execution Dependency` on `Storage` so the latter is required to be started by `Execution Management` before `DataLogger` so that `DataLogger` can store its data.

`processes` are only started by `Execution Management` if they reference a requested `Machine State` or `Function Group State`, but not because of configured `Execution Dependencies`. `Execution Dependencies` are only used to control a startup or terminate sequence at state transitions. Note that the scope of `Execution Dependency` resolution is limited to one `Function Group State` only (see [constr\_1689] and [SWS\_EM\_02245]).

**[SWS\_EM\_01050] Start Dependent processes** [During startup of a *process*, *Execution Management* shall respect *Execution Dependencies* by ensuring that each *process* upon which the *process* to be started depends have reached its requested *Process State* (at some previous point in time) during the current state transition before starting the *process*.] (*RS\_EM\_00100*)

The same *Execution Dependencies* used to define the startup order are also used to define the termination order. However the situation is reversed as *Execution Management* is required to ensure that dependent *processes* are terminated **after** the *process* to ensure that the services required remain available until no longer required.

**[SWS\_EM\_01051] Termination of processes** [During termination of a *process*, *Execution Management* shall respect *Execution Dependencies* by ensuring that each *process* upon which the *process* to be terminated depends is not terminated before termination of the *process*.] (*RS\_EM\_00100*)

### Example 7.2

Consider the same *process*, *DataLogger*, as above which has an *Execution Dependency* on another *process*, *Storage*. For termination the *Execution Dependency* indicates *Execution Management* is required to only terminate *Storage* after *DataLogger* so the latter can flush its data during termination.

Note that **[SWS\_EM\_01051]** merely requires *Execution Management* to not terminate the dependent *processes* before terminating a *process*. It is not an error if the *process* has self-terminated so is not available to be terminated.

If no *Execution Dependencies* are specified between two *processes* then no order is imposed and they can be started or terminated in an arbitrary order.

### Example 7.3

Consider three *processes*:

- *Storage*, a service *process* without any dependencies;
- *StorageConsistencyChecker*, a self-terminating *process*, it requires *Storage* to be in *Process State* Running;
- *ConfigReader*, a service *process*, it requires that the *StorageConsistencyChecker* has reached *Process State* Terminated;

For startup this means *Execution Management* should start *Storage* and wait till it reports *kRunning*, then *Execution Management* should start *StorageConsistencyChecker* and wait till it terminates and only then start *ConfigReader*. For termination the *Execution Dependency* indicates that *Execution Management* can terminate *Storage* and *ConfigReader* simultaneously because *StorageConsistencyChecker* is already terminated and *ConfigReader* does not have a direct dependency on *Storage*. If *ConfigReader* has to be terminated before



*Storage*, then this can be achieved by adding a direct [Execution Dependency](#) between *ConfigReader* and *Storage*.

The required dependency information is provided by the [Application](#) developer. It is adapted to the specific [Machine](#) environment at integration time and made available in the [Execution Manifest](#).

[Execution Management](#) parses the information and uses it to build the startup sequence to ensure that the required antecedent [processes](#) have reached a certain [Process State](#) before starting a dependent [process](#) [[SWS\\_EM\\_01050](#)].

**[SWS\_EM\_01001] Execution Dependency error** [If [Execution Management](#) needs to start [process A](#) that depends on another [process B](#) and [process B](#) is not part of the same [Function Group State](#) as [process A](#), then [Execution Management](#) shall consider this as an Error and fail to start [process A](#).] ([RS\\_EM\\_00100](#))

#### Example 7.4

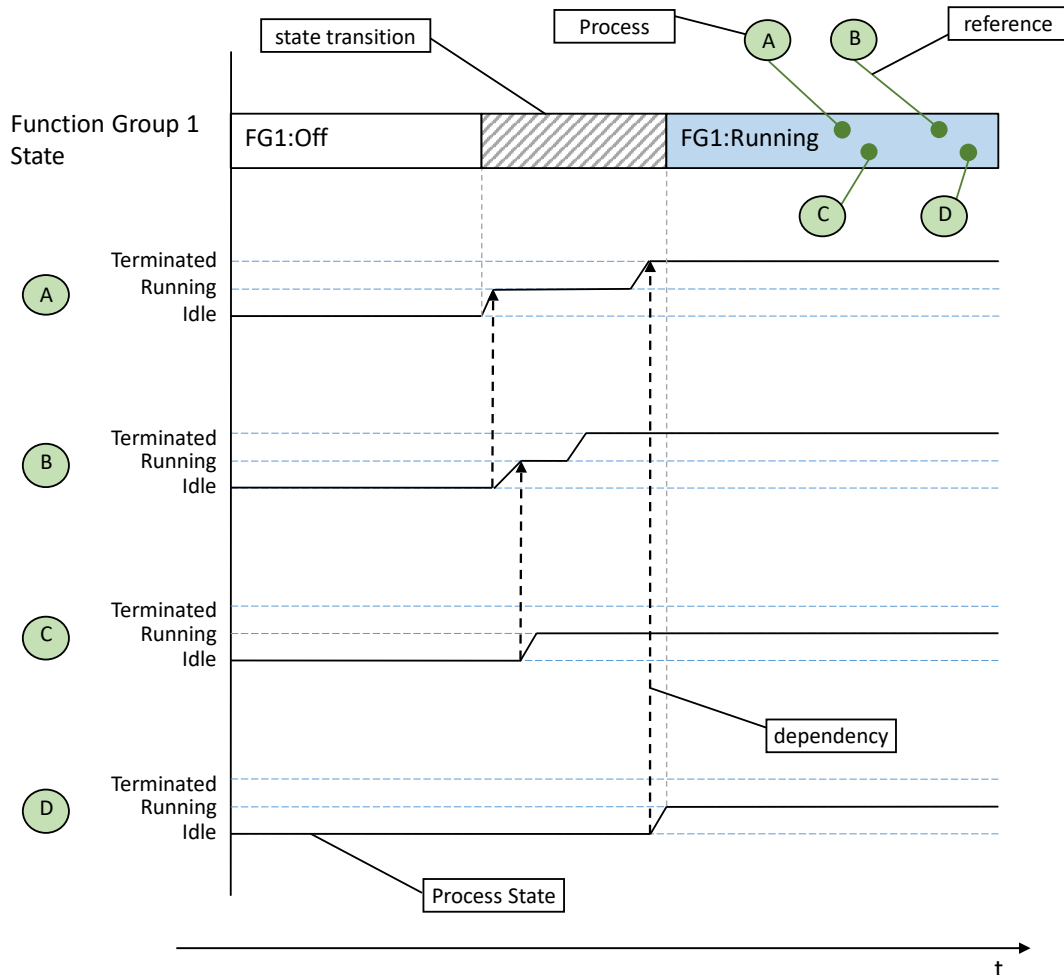
Let assume that [process "A"](#) depends on the [Running Process State](#) of a [process "B"](#). At a [Machine State](#) transition, [process "A"](#) shall be started, because it references the new [Machine State](#). However, [process "B"](#) does not reference that [Machine State](#), so it is not started. Due to the [Execution Dependency](#) between the two [processes](#), [process "A"](#) would never start running in the new [Machine State](#) because it waits forever for [process "B"](#). This is considered to be a configuration error and shall also cause run time error.

Please note that requirement [[SWS\\_EM\\_01001](#)] effectively forbids any [Execution Dependencies](#) that spans outside of a single [Function Group State](#) (or a [Machine State](#)) definition, see also [[constr\\_1689](#)]. This is done on purpose, as this kind of dependencies will introduce hidden dependencies between [Function Groups](#) and they will not be visible to [State Management](#). If dependencies between [Function Groups](#) need to be expressed (e.g. mapping software could have dependency on GPS software), then this should be done inside [State Management](#). For more information see [[9](#)].

Unlike a [Reporting Process](#), a [Non-reporting Process](#) is in [Process State Running](#) directly after start. Regardless of whether the process has completed its initialization phase and is ready to offer its services or not. This means that [Running Execution Dependencies](#) are immediately satisfied and thus do not achieve the original semantics when specified for a [Non-reporting Processes](#) without further action.

This limitation can be overcome by introducing a [Companion Process](#), which acts as a representative of the [Non-reporting Process](#). The [Companion Process](#) waits for availability of the service provided by the [Non-reporting Process](#) and reports [kRunning](#) to [Execution Management](#). The [processes](#) which in fact need the services of the [Non-reporting Process](#) can be configured to be dependent on

the Companion Process. Please note that the Terminated Execution Dependency is not affected as Execution Management is informed by the Operating System when Non-reporting Processes are Terminated. Please see Figure 7.5 for more details.



**Figure 7.5: Execution dependencies on Non-reporting Process**

- **Non-reporting Process** (and **Self-terminating Process**) **A** references `FG1:Running`. This process is started first (as it doesn't have any **Execution Dependencies** configured) and automatically enters **Running Process State** as per [[SWS\\_EM\\_01402](#)].
- **Companion Process B** is started after **Non-reporting Process A** (please note that **A** and **B** are also standard AUTOSAR processes) enter **Running** state. process **B** can use project specific method to assess if process **A** is fully functional and signal this to **Execution Management** by reporting (or not) `kRunning` state.



- `process C` is started when (and only when) `process B` enters **Running Process State** (i.e. reports `kRunning`). Please note this **Execution Dependency** will work independently from reporting / non-reporting configuration of `process C`.
- `process D` has **Terminated Execution Dependency** configured on **Self-terminating Process** (and **Non-reporting Process**) **A**. As mentioned earlier this works out of the box (no special action needed here).

#### 7.4.4.2 Signal Mask

AUTOSAR Adaptive Platform is defining a POSIX based system for Applications - this includes POSIX signals. Signal handling is not a trivial task. Therefore interaction with POSIX signals is limited to a necessary minimum in AUTOSAR Adaptive Platform. The only reason for POSIX signal interaction is Execution Management's `process` termination request (see [SWS\_EM\_01055]).

Execution Management starts `processes` with a well defined signal mask to avoid the situation of threads having an undefined signal mask (e.g. threads created by `ara`).

**[SWS\_EM\_02578]{DRAFT} Initial signal mask for Reporting Process** [Execution Management shall start Reporting Processes with a signal mask having all POSIX signals blocked except of:

- SIGABRT
- SIGBUS
- SIGFPE
- SIGILL
- SIGSEGV

](RS\_EM\_00103)

The set of unblocked POSIX signals provided in [SWS\_EM\_02578] are raised by the OS when an error occurs where there is no reasonable way to continue program execution. According to POSIX, ignoring these signals would lead to undefined behavior. If one of these signals occurs, the default signal handling action, in this case abnormal termination, is performed. Note also that the two POSIX signals SIGSTOP and SIGKILL cannot be caught or blocked.

Adaptive Application make use of `ara::exec::ExecutionClient` which implements catching the SIGTERM signal (see [SWS\_EM\_02577]).

Non-reporting Processes won't use the `ara::exec::ExecutionClient` and will implement their own signal handling. For such Applications Execution Management prepares an empty signal mask.

**[SWS\_EM\_02579]{DRAFT} Initial signal mask for Non-Reporting process** [Execution Management shall start Non-reporting Processes with an empty signal mask.](RS\_EM\_00103)

#### 7.4.4.3 Arguments

Execution Management provides argument passing for a process containing one or more StateDependentStartupConfig in the role Process.stateDependentStartupConfig. This permits different processes to be started with different arguments.

**[SWS\_EM\_01012] Process Argument Passing** [At the initiation of startup of a process, the aggregated ProcessArgument of the StartupConfig referenced by the StateDependentStartupConfig shall be passed to the process by Execution Management based on [SWS\_EM\_01072] and [SWS\_EM\_01078].](RS\_EM\_00010)

Note that [SWS\_EM\_01012] deliberately does not specify the OS mechanism used to start a process, e.g. the exec-family based POSIX interface, as this is ultimately an implementation specific property.

The first argument passed by Execution Management is the name of the Executable.

**[SWS\_EM\_01072] process Argument Zero** [Argument 0 shall be set to name of the Executable.](RS\_EM\_00010)

Execution Management supports passing arguments to a process in the same way that a shell passes command line arguments to a POSIX process. Execution Management assigns each ProcessArgument.argument to an element in the argv[] array, starting at element index 1, and passes this to the process main() function. ProcessArgument ordering is used to preserve the semantics of an (option, argument) pair such as “-b value”, where the “-b” argument must precede the “value” argument. This method supports the short form and long form argument passing conventions typically used in POSIX environments.

**[SWS\_EM\_01078] Process Argument strings** [ProcessArgument.argument shall be passed to the process in order with the first ProcessArgument.argument starting at Process Argument 1.](RS\_EM\_00010)

The order in which the defined ProcessArgument are passed is defined by the ordered StartupConfig.processArgument aggregation.

#### 7.4.4.4 Environment Variables

Execution Management initializes environment variables for processes. process specific environment variables are configured in its Execution Manifest. Machine

specific environment variables are configured in the [Machine Manifest](#). During run-time environment variables are accessible via POSIX `getenv()` command.

**[SWS\_EM\_02246] process specific Environment Variables** [[Execution Management](#) shall prepare environment variables based on the configuration from [Process.stateDependentStartupConfig.startupConfig.environmentVariable](#) and pass them during a [process](#) start.]([RS\\_EM\\_00010](#), [RS\\_AP\\_00130](#))

**[SWS\_EM\_02247] Machine specific Environment Variables** [[Execution Management](#) shall prepare environment variables based on the configuration from [Machine.environmentVariable](#) and pass them during a [process](#) start.]([RS\\_EM\\_00010](#), [RS\\_AP\\_00130](#))

Please note that AUTOSAR meta model (see [\[3\]](#)) uses [TagWithOptionalValue](#) for environment variables definition ([\[TPS\\_MANI\\_01208\]](#) and [\[TPS\\_MANI\\_01209\]](#)). As explained there, the value ([TagWithOptionalValue.value](#)) can be omitted as a way of specifying environment variable with empty value.

**[SWS\_EM\_02249] Missing value from Environment Variable definition** [Whenever [Execution Management](#) finds environment variable definition, that has [TagWithOptionalValue.value](#) missing, it should use empty string as a value for this environment variable.]([RS\\_EM\\_00010](#), [RS\\_AP\\_00130](#))

**[SWS\_EM\_02248] Environment Variables precedence** [Whenever the same environment variable is configured within both the [Execution Manifest](#) and the [Machine Manifest](#) then [Execution Management](#) shall use the environment variable value from the [Execution Manifest](#).]([RS\\_EM\\_00010](#), [RS\\_AP\\_00130](#))

## 7.4.5 Machine Startup Sequence

[Execution Management](#) is the [AUTOSAR Adaptive Platform's](#) first process. When ready, [Execution Management](#) initiates the [Machine State](#) transition from the `Off` state (the default state before EM is started) to the `Startup` state ([\[SWS\\_EM\\_01023\]](#), [\[SWS\\_EM\\_02250\]](#)). During the transition, [Execution Management](#) requests startup of processes that exist in the `Startup Machine State`.

After the necessary state transition conditions have been met (see [Section 7.5.5](#) and [7.5.2.1](#)), [Execution Management](#) reports `Machine State Startup` transition confirmation to [State Management](#) ([\[SWS\\_EM\\_02241\]](#)). At that point, [Execution Management](#) hands over responsibility for [Function Group](#) state management (i.e. initiation of state change requests) to [State Management](#).

On a [Machine](#), which can be any group of resources, i.e. a physical environment, a virtualized environment over a hypervisor, or an OS-level virtualization (container), [Execution Management](#) is not necessarily the first process launched; Other processes needed by the system may exist, such as an [Operating System](#) init process, or an [Operating System](#) Micro-kernel user-level processes like drivers, filesystem, etc.

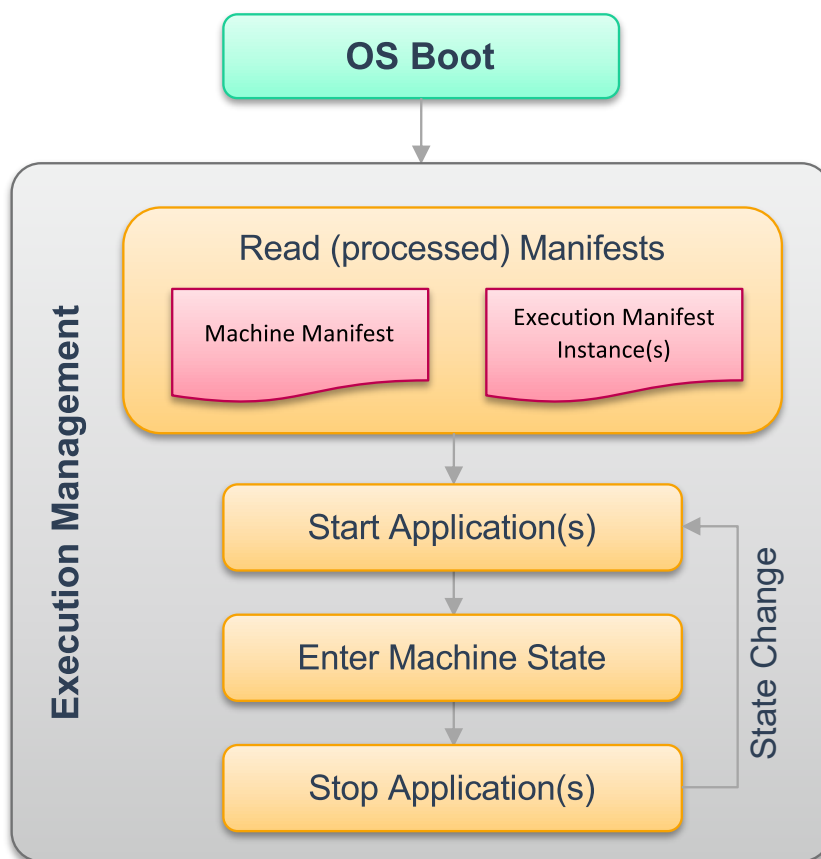
All of these processes might be started and managed outside of the context of the [AUTOSAR Adaptive Platform](#).

Please note that an [Application](#) consists of one or more [Executables](#). Therefore to launch an [Application](#), [Execution Management](#) starts processes as instances of each [Executable](#).

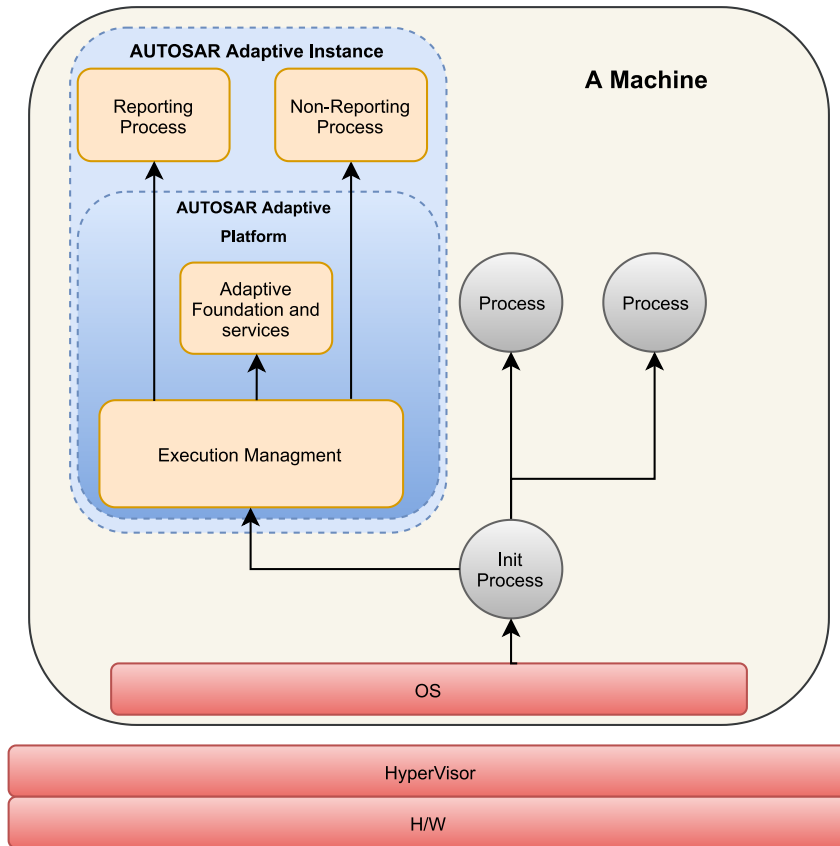
**[SWS\_EM\_01000] Startup order** [The startup order of the platform-level [processes](#) shall be determined by [Execution Management](#) based on [Machine Manifest](#) and [Execution Manifest](#) information.] ([RS\\_EM\\_00100](#))

Please see Section [7.2.5](#).

Figure [7.6](#) shows the overall startup sequence.



**Figure 7.6: Startup sequence**



**Figure 7.7: AUTOSAR Adaptive Platform Boundary**

## 7.5 State Management

### 7.5.1 Overview

[State Management](#) functional cluster defines the operational state of an [AUTOSAR Adaptive Platform](#), while [Execution Management](#) performs the transitions between different states.

The [Execution Manifest](#) allows to define in which states the [Modelled Processes](#) have to run (see [3]). As mentioned before, a [Modelled Process](#) is an instance of an [Executable](#), which is part of an [Application](#). [State Management](#) mechanisms grant full control over the set of [Applications](#) to be executed and ensures that [processes](#) are only executed (and hence resources allocated) when actually needed.

Four different states are relevant for [Execution Management](#):

**Execution State** – An Execution States characterizes the internal lifecycle of each started [process](#), see Section [7.4.1](#)

**Process State** – [Process States](#) are managed by an [Execution Management](#) internal state machine. For details see Section [7.4.2](#).

**Machine State** – see Section [7.5.2](#)

**Function Group State** – see Section [7.5.3](#)

An example for the interaction between these states will be shown in section [Section 7.5.4](#).

### 7.5.2 Machine State

[SWS\_EM\_CONSTR\_02556]{DRAFT} **Mandatory states** [[Execution Management](#) requires that at least one [Function Group](#) with the name "MachineFG" is configured for each [Machine](#). This [Function Group](#) has several mandatory states:

- **Off**,
- **Verify**,
- **Startup**,
- **Shutdown**, and
- **Restart**.

]([RS\\_EM\\_00101](#))

In order to clarify the required contents of the "MachineFG" function group and its type, the ARXML model AUTOSAR\_MOD\_GeneralDefinition\_MachineFG.arxml (available in MOD\_GeneralDefinitions) provides a definition.

Additional `Machine States` can be defined on a machine specific basis and are therefore not standardized.

The `Execution Manifest` defines the relation between processes and `Function Group States`. Therefore it is possible to determine the set of executed processes for each `Function Group State`. A `Function Group State` is modeled by means of `ModeDeclaration`, see [TPS\_MANI\_03145] and [TPS\_MANI\_03194].

In the API, a `Function Group` is represented by the class `ara::exec::FunctionGroup`, see [SWS\_EM\_02263] and a `Function Group State` by the class `ara::exec::FunctionGroupState`, see [SWS\_EM\_02269]. Class `ara::exec::StateClient` performs state management during the lifetime of a `Machine`, see [SWS\_EM\_02275].

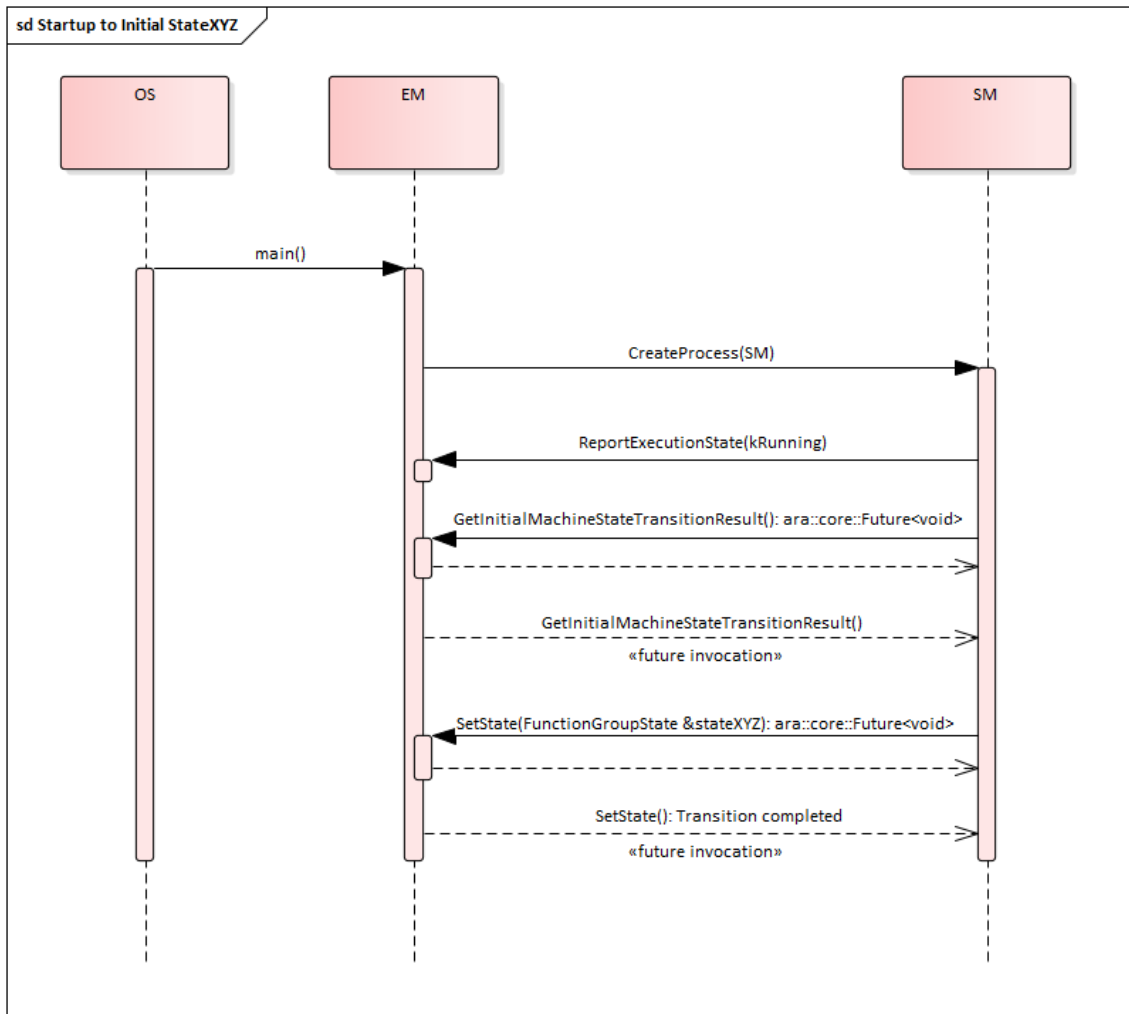
`Machine States` (as well as other `Function Group States`) are requested by `State Management`. The set of active states is significantly influenced by vehicle-wide events and modes. For details on state change management see Section 7.5.5.

**[SWS\_EM\_01032] Machine States configuration** [`Execution Management` shall obtain the configuration of `Machine States` from `Function Group "MachineFG"` within the `SoftwareCluster` with category `PLATFORM_CORE`.] (*RS\_EM\_00101*)

**[SWS\_EM\_CONSTR\_02557]{DRAFT} Scope of machine Function Group** [The function-Group that represents the Machine Function Group group (see [SWS\_EM\_CONSTR\_02556]) shall only be referenced in the role `claimedFunctionGroup` by a `SoftwareCluster` of category `PLATFORM_CORE`.] (*RS\_EM\_00101*)

Please note that according to [constr\_1788] there must be exactly one `SoftwareCluster` with category `PLATFORM_CORE` on each machine.

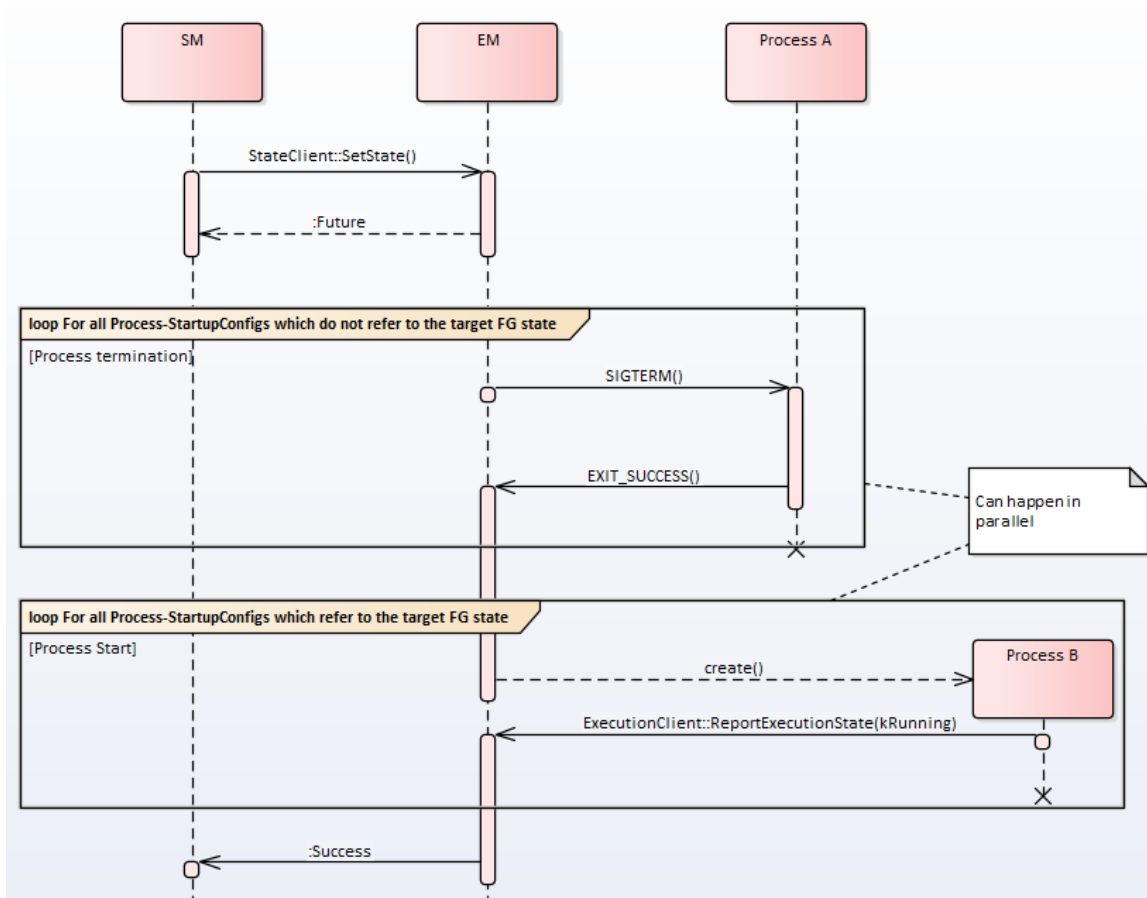
The start-up sequence from initial state `Startup` to the point where `State Management`, `SM`, requests the initial running machine state `StateXYZ` is illustrated in Figure 7.8.



**Figure 7.8: Start-up Sequence – from Startup to initial running state StateXYZ**

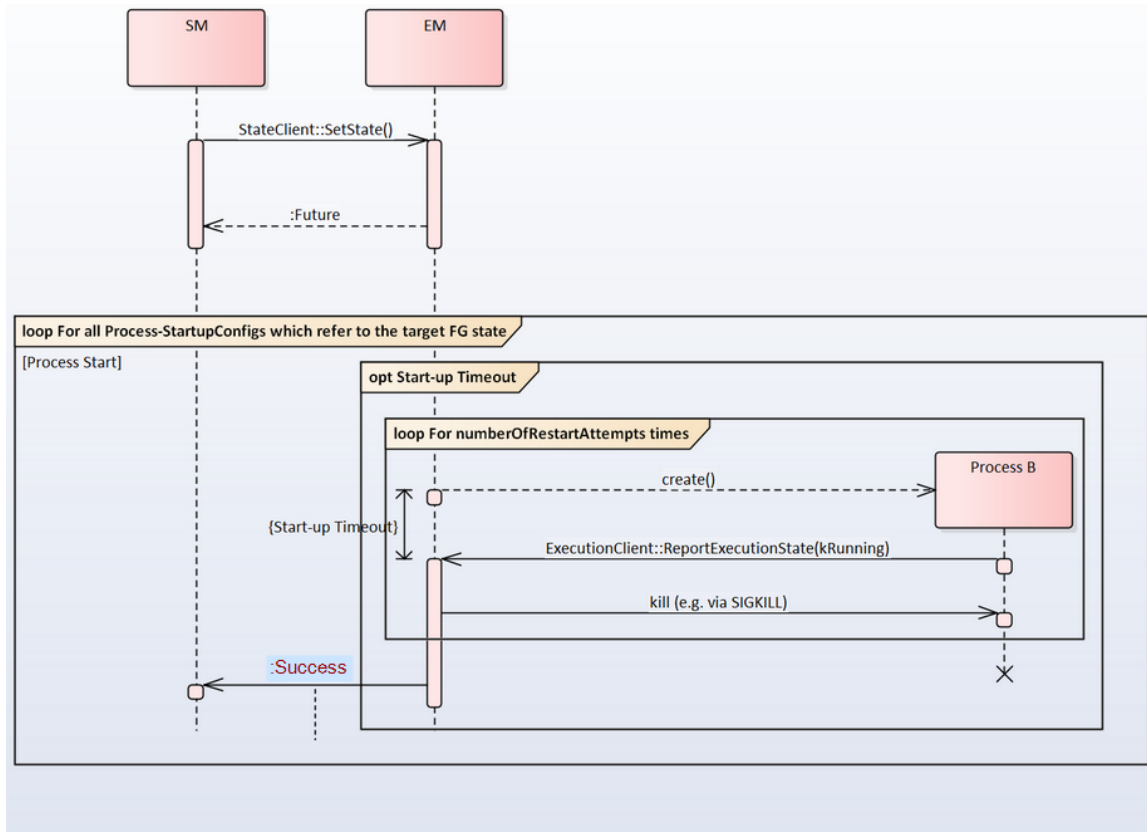
A successful Function Group state change sequence is illustrated in Figure 7.9. Here, on receipt of the state change request, Execution Management terminates running processes and then starts processes active in the new state before confirming the state change to State Management.



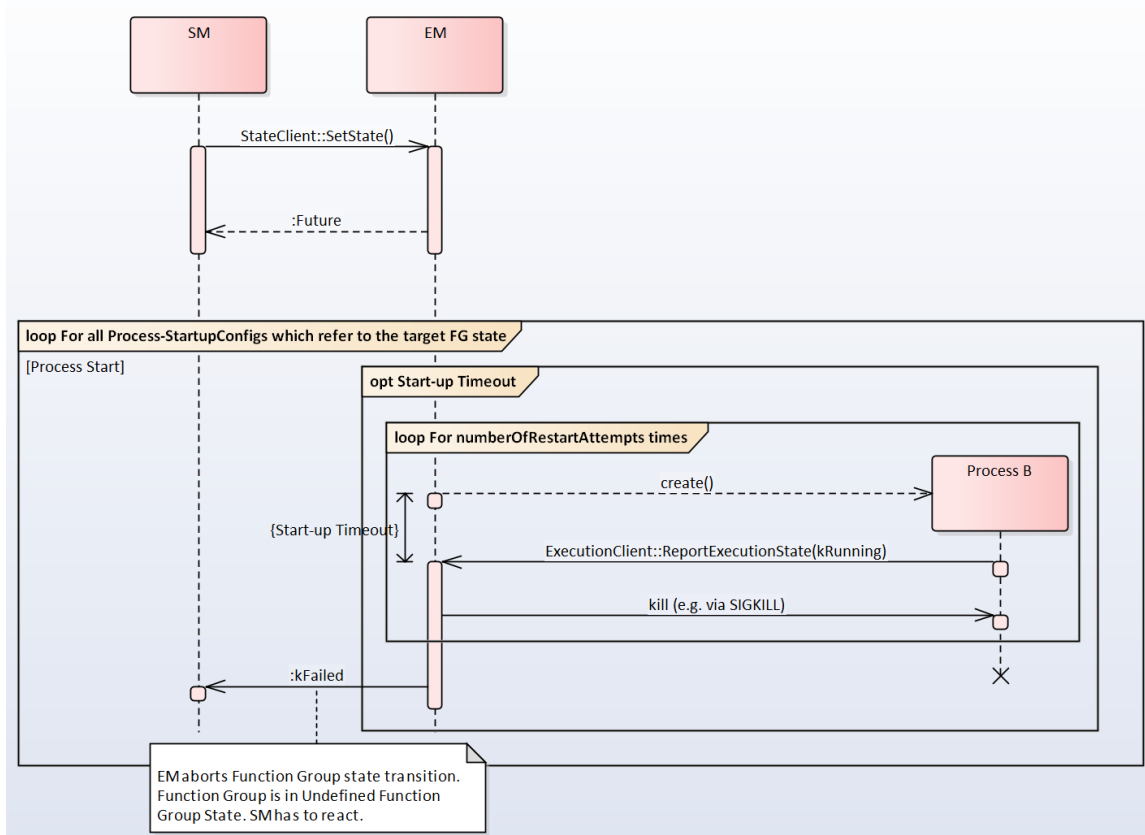


**Figure 7.9: State Change Sequence - Success**

Figure 7.10 shows a Function Group state change which is continued even if a termination timeout happens. Figure 7.11 shows a Function Group state change which is aborted because of a start-up timeout.



**Figure 7.10: State Change Sequence - Termination Timeout**



**Figure 7.11: State Change Sequence - Start-up Timeout**

There are more cases which lead to failure during Function Group state change, which are not illustrated here. For details see chapter 7.5.5 "State Transition" and chapter 8.2.7.8 "StateClient::SetState".

### 7.5.2.1 Startup

**[SWS\_EM\_02250]{DRAFT} Machine State Startup** [Execution Management shall enter Unrecoverable State if Execution Management is not able to parse the Startup state information of Function Group "MachineFG".] (RS\_EM\_00101)

Execution Management depends on the existence of a Startup state [SWS\_EM\_CONSTR\_02556]. However, at run time the state may not be available to Execution Management for a number of reasons (e.g. misconfigured development system, corrupted file system, memory errors etc.). While these situations may not be common, to avoid implementation specific behavior, Execution Management should have standardized reaction to them.

**[SWS\_EM\_01023] Self initiation of Machine State Startup transition** [Execution Management shall self initiate the state transition to the Startup Machine State.] (RS\_EM\_00101)

Please note that for `Machine State` transitions, the requirements of section Section 7.5.5 apply.

**[SWS\_EM\_02555]{DRAFT} Failure in Machine State Startup transition** [`Execution Management` shall enter `Unrecoverable State` in the event of failed transition to the `Startup Machine State`.] (*RS\_EM\_00101*)

A failure in transition to `Startup Machine State` is considered as a serious problem. In that event `Execution Management` can't be sure what level of functionality is available and if a failed state transition can be handled by `State Management`. It is worth to note that the `State Management` itself can be unavailable or its functionality can be very limited at that point in time.

**[SWS\_EM\_02241] Machine State Startup Completion** [Upon completion of initial (self initiated) `Machine State` transition to the `Startup` state, `Execution Management` shall make the result of that transition available to `State Management` through `ara::exec::StateClient::GetInitialMachineStateTransitionResult` API.] (*RS\_EM\_00101*)

Please note that the notification in [SWS\_EM\_02241] is not done via broadcast message but has to be requested by `State Management` via the `ara::exec::StateClient::GetInitialMachineStateTransitionResult` API.

The function `ara::exec::StateClient::GetInitialMachineStateTransitionResult` retrieves the result of the `Machine State`'s initial transition to the `Startup` state. After the `Startup` state is reached (as described by [SWS\_EM\_02241]) `Execution Management` does not initiate any further `Function Group State` changes (this includes `Machine State`). Instead such changes are requested by `State Management` and then performed by `Execution Management`.

`Execution Management` will be controlled by other software entities and should not execute any `Function Group State` changes on its own (with one exception: [SWS\_EM\_01023]). This creates some expectations towards system configuration. The specification expects that `State Management` will be configured to run in every `Machine State` (this includes `Startup`, `Shutdown` and `Restart`) [SWS\_SM\_CONSTR\_00001]. Above expectation is needed in order to ensure that there is always a software entity that can introduce changes in the current state of the `Machine`. If (for example) system integrator doesn't configure `State Management` to be started in `Startup Machine State`, then `Machine` will never be able transit to any other state and will be stuck forever in it. This also applies to any other `Machine State` that doesn't have `State Management` configured.

The possibility that the `Machine State` transition to the `Startup` state is never reached shall be taken into account. In this case the `State Management` can interrupt the `Startup` state transition and request e.g. a recovery state using the `ara::exec::StateClient::SetState` interface. The `ara::exec::StateClient::GetInitialMachineStateTransitionResult` would return the value `kCancelled`.

### 7.5.2.2 Shutdown/Restart

`Execution Management` does not perform shutdown/restart of the `Machine` to avoid embedding project-specific behavior within `Execution Management`. Instead a project-specific actor is expected to provide a mechanism to shutdown/restart the `Machine`, such as, a standalone process that is configured to be started by `Execution Management` during transition to the `Shutdown / Restart Machine State` or a process started in `Startup Machine State` that waits for a signal before shutting down the `Machine`. This approach enables the control of both WHEN and HOW shutdown/restart occurs to be managed in a project-specific manner. See [3] [constr\_1618] and [constr\_1619].

Requirements [SWS\_EM\_02241] and [SWS\_EM\_01023] dictate a dependency by `Execution Management` on the presence of the `Startup Machine State` and [SWS\_EM\_CONSTR\_02556] mandates configuration of `Startup` and `Shutdown / Restart Machine States`. However there is no equivalent requirement on `Shutdown` or `Restart Machine States` as their omission does not prevent `Execution Management` from starting. Therefore, the response by `Execution Management` to this misconfiguration is implementation-specific.

A request to `Execution Management` to change the current `Machine State` to either `Shutdown` or `Restart` is handled the same as any other `Function Group` state change request. From the point of view of `Execution Management` all `Function Groups` are independent and therefore changes to them, can be applied without any side effects.

However, from the point of view of `State Management`, where knowledge of the dependencies between different `Function Groups` exist this may not be true. AUTOSAR assumes that `State Management` will requests "MachineFG" `Shutdown` or `Restart` when it's valid to do so; see [9] for advice on how to orchestrate shutdown of the `Machine`.

Please note it is system integrator's responsibility to carefully consider when system shutdown / restart should be requested because all `processes` which are still running will not be terminated by `Execution Management`, which means that they will not be able to persist their data.

As mentioned in Section 7.5.2.1, AUTOSAR assumes that `State Management` will be configured to run in `Shutdown` and `Restart`. State transition is not a trivial system change and it can fail for a number of reasons - in which case `State Management` should remain alive to report errors and wait for further instructions. Please note that the purpose of entering the `Shutdown` or `Restart` state is to shutdown or restart the `Machine` (this includes `State Management`) in a clean manner.

[SWS\_EM\_CONSTR\_02558]{DRAFT} **Ability to shut down** [In the context of one `Machine`, at least one `Process` shall have a `stateDependentStartupConfig.functionGroupState` that has the `shortName` `Shutdown`.] (RS\_EM\_00101)

**[SWS\_EM\_CONSTR\_02559]{DRAFT} Ability to restart** [In the context of one `Machine`, at least one `Process` shall have a `stateDependentStartupConfig.functionGroupState` that has the `shortName Restart`.](RS\_EM\_00101)

**[SWS\_EM\_02549]{DRAFT} MachineFG.Off handling** [Execution Management shall refuse a request to change "MachineFG" Function Group State to Off with error `kInvalidTransition`.](RS\_EM\_00101)

### 7.5.3 Function Group State

If there is a group of `Applications` installed on the machine, it will be useful to have ability of controlling them coherently. For that very reason the concept of `Function Groups` was introduced to AUTOSAR Adaptive Platform.

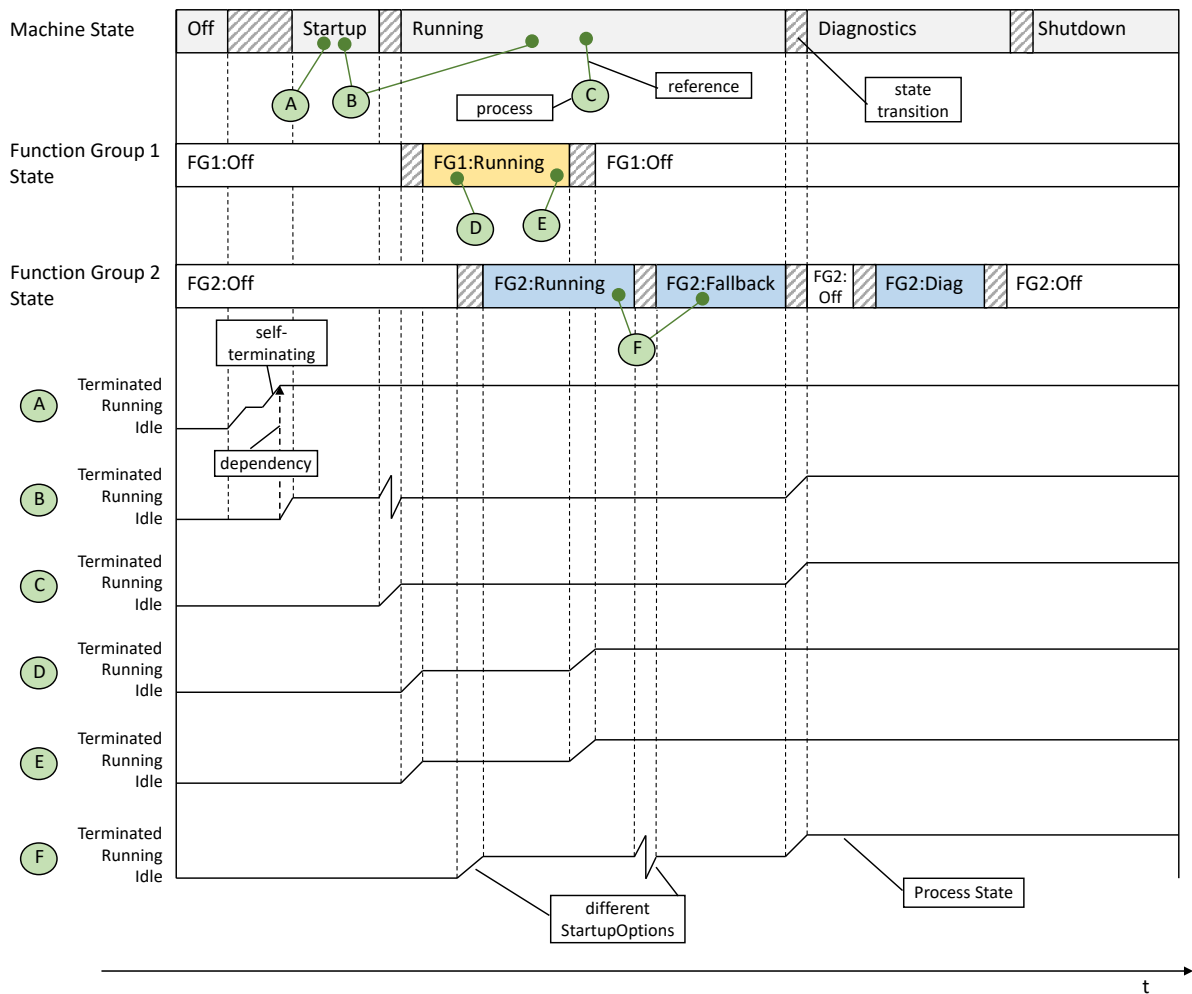
Each `Function Group` has its own set of `processes` and set of states called `Function Group States`. Each `Function Group State` defines which `processes` shall be started when `State Management` requests `Function Group State` activation from `Execution Management`.

The `Function Groups` mechanism is very flexible and is intended as a tool used to start and stop `processes` of `Applications`. System integrator can assign `processes` to a `Function Group State` and then request it by `State Management`. For details on state change management see Section 7.5.5.

A `Modelled Process` may not be assigned to more than one `Function Group` [constr\_1688]. To see why this constraint is required consider the contrary a `Modelled Process` mapped to two states in two `Function Groups`. The `Modelled Process` is now running in the two states and a `Function Group State` transition in either state would require the `process` to be terminated. This termination would violate the integrity of the second `Function Group State` and hence the constraint exists to prevent this situation.

In general, `Machine States` (see Section 7.5.2) are used to control machine lifecycle (startup/shutdown/restart) and `processes` of platform level `Applications`, while other `Function Group States` individually control `processes` which belong to groups of user-level `Applications`. Please note that this doesn't mean that all `processes` of platform level `Applications` have to be controlled by `Machine States`.

Figure 7.12 shows an example of state change sequence where several `processes` reference `Machine States` and `Function Group States` of two additional `Function Groups FG1` and `FG2`. For simplicity, only the three static `Process States` `Idle`, `Running`, and `Terminated` are shown for each process.



**Figure 7.12: State dependent process control**

- **process A** references the **Machine State** Startup. It is a **Self-terminating Process**, i.e. it terminates after executing once.
- **process B** references **Machine States** Startup and Running. It depends on the termination of **process A**, i.e. an **Execution Dependency** has been configured, as described in Section 7.4.4.1
- **process C** references **Machine State** Running only. It terminates when **Machine State** Diagnostics is requested by **State Management**.
- **processes D and E** references **Function Group State** FG1:Running only and there is no **Execution Dependency** configured between them. **Execution Management** will start and terminate them in an arbitrary order (e.g. in parallel if possible).
- **process F** references FG2:Running and FG2:Fallback. It has different startup configurations assigned to the two states, therefore it terminates at the state transition and starts again, using a different startup configuration.

System design and integration should ensure that enough resources are available on the machine at any time, i.e. the added resource consumption of all `processes` which reference simultaneously active states should be considered.

**[SWS\_EM\_01107]{OBSOLETE} Function Group configuration** [Execution Management shall obtain configuration of the `Function Group` from the `Processed Manifest` to set-up the `Function Group` specific state management.](*RS\_EM\_00101*)

A proper system configuration requires that each `process` references in its `Execution Manifest` one or more `Function Group States` (which can be `Machine States`) of the same `Function Group`. If a `process` doesn't reference any `Function Group States` it will never be started, for more details please refer to [SWS\_EM\_01066] and chapter 7.5.5 State Transition.

**[SWS\_EM\_01013]{OBSOLETE} Function Group State** [Execution Management shall support the execution of a specific `Modelled Process`, depending on the current `Function Group State` and on information provided in the `Execution Manifests`.](*RS\_EM\_00101*)

Each `Modelled Process` is assigned to one or several startup configurations (`StartupConfig`), which each can define the startup behavior in one or several `Function Group States` (including `Machine States`). For details see [3]. By parsing this information from the `Execution Manifests`, `Execution Management` can determine which `Modelled Processes` need to be launched if a specific `Function Group State` is entered, and which startup parameters are valid.

**[SWS\_EM\_01033] process start-up configuration** [To enable a `Modelled Process` to be launched in multiple `Function Group States`, `Execution Management` shall be able to configure the `process` started on every `Function Group State` change based on information provided in the `Execution Manifest`.](*RS\_EM\_00009, RS\_EM\_00101*)

**[SWS\_EM\_02254]{OBSOLETE} Misconfigured process - assigned to more than one Function Group** [During a `Function Group State` transition, any `process` involved that references states from more than one `Function Group`, shall cause EM to perform following actions:

1. Stop the `Function Group State` transition, so `State Management` can decide how to proceed.
2. Log event if needed
3. Set the current `Function Group State` to `Undefined Function Group State`.
4. Report `kFailed` in the `ara::exec::StateClient::SetState` interface to indicate that the State change request cannot be fulfilled.
5. Report the `executionError` configured for requested `Function Group State` via the `ara::exec::StateClient::GetExecutionError` interface.



](RS\_EM\_00101)

Please note AUTOSAR doesn't support the possibility of assigning a single `process` to more than one `Function Group`, see [3] ([constr\_1688]).

**[SWS\_EM\_01110] Off States** [Each `Function Group` (including the `Function Group "MachineFG"`) has an `Off State` which shall be used by `Execution Management` as initial `Function Group State`.](RS\_EM\_00101)

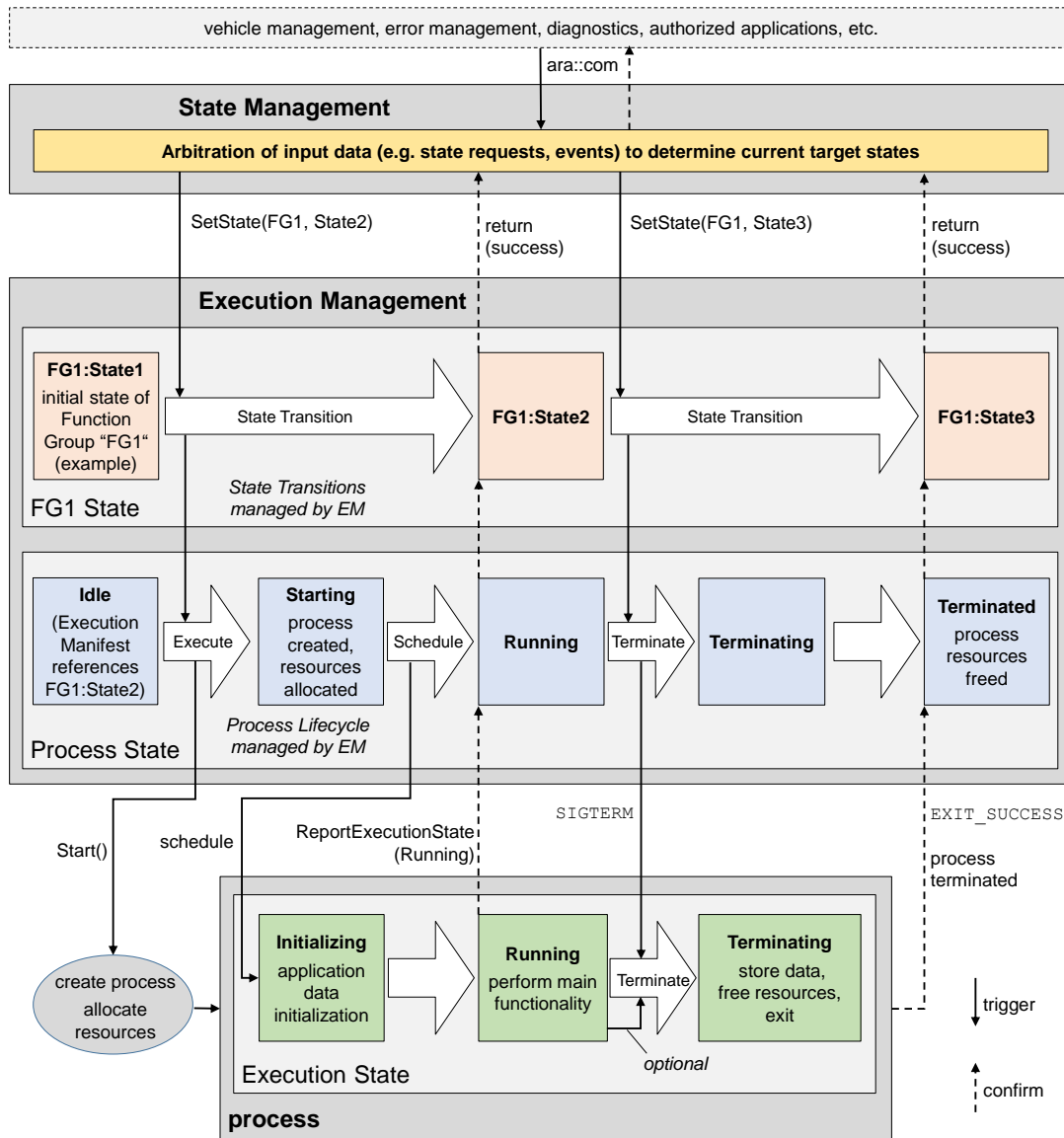
Within any `FunctionGroup`, including "MachineFG", the "Off" state is mandatory as the initial state [TPS\_MANI\_03195] and cannot have `Modelled Processes` mapped according to [constr\_3424]. [SWS\_EM\_01110] and [SWS\_EM\_01023] together define the very first `Function Group` state transition after the power up.

`processes` reference in their `Execution Manifest` the states in which they want to be executed. A state can be any `Function Group State`, including a `Machine State`. For details see [3], especially "State-dependent Startup Configuration" chapter and "Function Groups" chapter.

The arbitrary state change sequence as shown in Figure 7.9 applies to state changes of any `Function Group` - just replace "MachineFG" by the name of the `Function Group`. On receipt of the state change request, `Execution Management` terminates no longer needed `processes` and then starts `processes` active in the new `Function Group State` before confirming the state change to `State Management`. For details see Section 7.5.5.

#### 7.5.4 State Interaction

Figure 7.13 shows a simplified example for the interaction between different types of states, after `State Management` functional cluster has requested different `Function Group States`. One can see the state transitions of the `Function Group` and the process and Execution States of one `process` which references one state of this `Function Group`, ignoring possible delays and dependencies if several `processes` were involved.



**Figure 7.13: Interaction between states**

### 7.5.5 State Transition

State Management can request to change one or several Function Group States (including the Machine State), using API described in Section 8.2.7. `ara::exec::StateClient::SetState` allows State Management to request several Function Group State changes in parallel. If Machine State change is required, the name of the Function Group passed shall be: "MachineFG".

**[SWS\_EM\_02298] Request of a state transition different to the state that the Function Group is already in transition to** [After successful validation of a `ara::exec::StateClient::SetState` call for a Function Group that is already under state transition, Execution Management shall cancel the ongoing Function

`Group State` transition (and set that request's `ara::core::Future` to `kCancelled`) before starting the new `Function Group State` transition (and returning a new `ara::core::Future` for the new request).](RS\_EM\_00101)

**[SWS\_EM\_02296] Request of a state transition to a state that the `Function Group` is already in transition to** [After successful validation of a `ara::exec::StateClient::SetState` call for a `Function Group` that is already under state transition, `Execution Management` shall:

- set the `ara::core::Future` of the previous request to `kCancelled` if there is one
- return a new `ara::core::Future` for the new request
- continue the ongoing `Function Group` state transition

](RS\_EM\_00101)

There is only one situation where a transition to a state could be performed without a previous request. When `Execution Management` is performing the initial transition to "MachineFG" startup [SWS\_EM\_01023], `State Management` can decide to request a different state of "MachineFG". In this situation there is no previous request, so there is no `ara::core::Future`, that can be set to `kCancelled`.

Before `Execution Management` cancels an ongoing request according to [SWS\_EM\_02298] or [SWS\_EM\_02296] the new request should be assessed as valid, this includes, but is not limited to, [SWS\_EM\_02549].

Please note that [SWS\_EM\_02298] merely ensures that `Execution Management` first informs the requester of the ongoing transition (instance of `ara::exec::StateClient`) about the cancellation, before informing the new requester that the new request has been accepted. Both requesters could be the same instance of `ara::exec::StateClient`.

**[SWS\_EM\_02295] Request of a state transition to a state that the `Function Group` is already in** [`ara::exec::StateClient::SetState` shall ignore the request and return immediately with success.](RS\_EM\_00101)

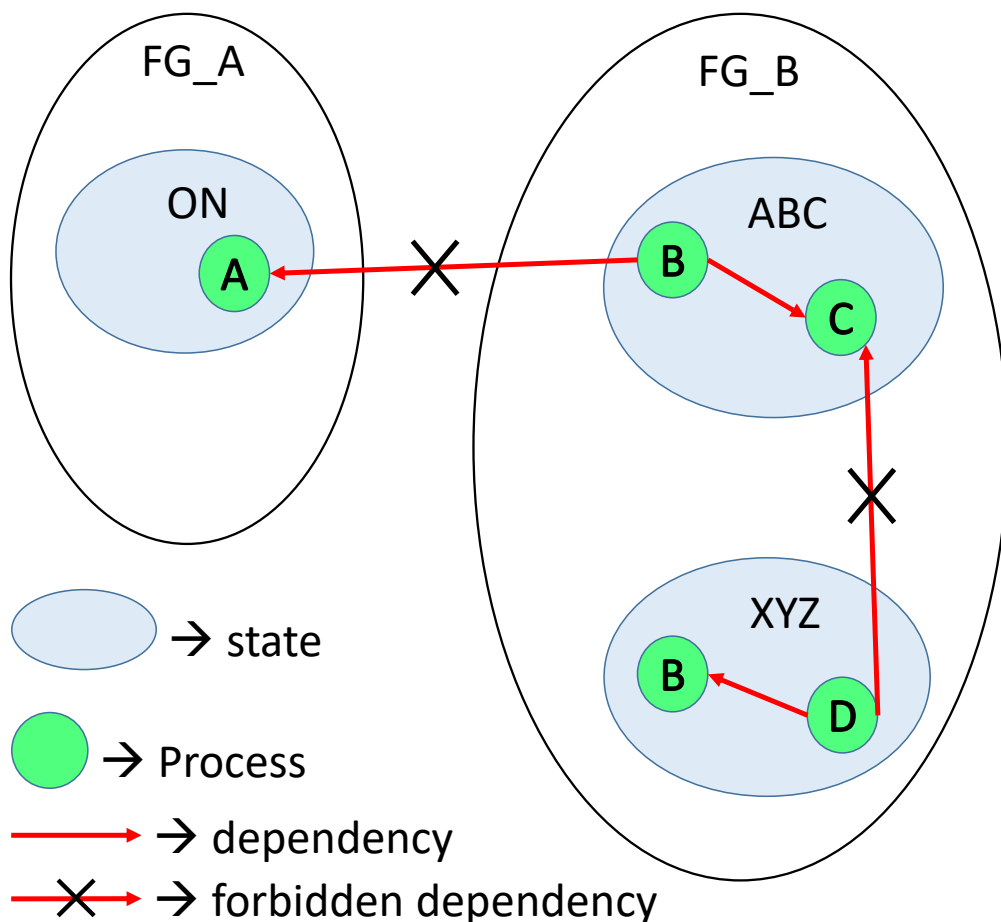
Note that an error domain value is not used for [SWS\_EM\_02295] as this would be interpreted as an error by `State Management` and thus trigger the associated error handling.

There are no other requirements or assumptions on order in which requests from `ara::exec::StateClient::SetState` are processed.

Requesting the same `Function Group State` like before (independently if the previous state request is already finished or still ongoing) shall be prevented, because it might lead to unwanted execution dependencies. When the same `Function Group State` is to be requested again another state has to be requested before. Please note that `State Management` can repeat state transition request (to the same state)

if previous transition ended with error. This is allowed because a failed state transition is considered as invalid *Function Group State*.

Since *Execution Management* allows a new `ara::exec::StateClient::SetState` call to interrupt an ongoing transition and thus change the destination *Function Group State* of the transition, it may happen (especially in misconfigured system, or during the development phase) that some of `ara::exec::StateClient::SetState` requests will be issued by mistake. It is in the best interest of *Execution Management* to inform requester (instance of `ara::exec::StateClient`) of the ongoing transition, that it had been canceled by a newer request as soon as possible.



**Figure 7.14: Example configuration for state transition**

Before we specify how internals of a state transition works, let's consider an example configuration illustrated in figure Figure 7.14. As we can see *Execution Dependencies* that spans outside of a *Function Group State* and moreover of a single *Function Group State* are forbidden. The dependency from process **B** (inside *Function Group FG\_B*) to process **A** (inside *Function Group FG\_A*) is forbidden, as it would introduce hidden dependencies between *Function Groups* that are not visible to *State Management*. If system configuration requires this kind of dependencies, please see [9] for advice on how to configure them. Dependencies outside

of a single `Function Group State` definition are forbidden, as they would result in starting a `process` that is not configured to run in the given `State`. For more information on `Execution Dependencies` see chapter Section 7.4.4.1 ([SWS\_EM\_01001] and [constr\_1689]).

Please note that `process B` has different `Execution Dependencies` in `Function Group State ABC` and `Function Group State XYZ`. This configuration requires existence of two different startup configurations (`StateDependentStartupConfig`), which in turns will mandate `process B` restart if `State Management` request `Function Group State` change from ABC to XYZ. This is enforced by [SWS\_EM\_02251].

From the above we can conclude that each `Function Group` is a separate entity and state transition of one `Function Group` doesn't have side effects on another `Function Group`. Please note that this is true from the point of view of `Execution Management` and may differ from the point of view of `State Management` (see [9] if you need more information on this).

In the following requirements the `Execution Manifest` of a `Modelled Process` is the formal modelling of `process` startup behaviour and is implemented by means of the aggregation of meta-class `StateDependentStartupConfig` in the role `Process` ([TPS\_MANI\_01012]).

The term "the `process` references a `State`" indicates a `functionGroupState` that references an instance of `StateDependentStartupConfig` within the `StartupConfig` that is applicable for the `process` associated with the specific `Function Group State`.

`CurrentState` is the current (currently active) `State` of a `Function Group` for which the state transition was requested; or the current `Machine State` if the `Function Group` has "MachineFg" name. In short this is a `Function Group State` or `Machine State`.

`RequestedState` is the state that will become the `CurrentState`, once the state transition finishes successfully.

In other words `CurrentState` is the starting point of the transition, the list of the `processes` that should be currently running inside the `Function Group` (please note the existence of `Self-terminating Processes`). `RequestedState` is a destination point of the state transition, the list of the `processes` that will be running inside of the `Function Group` once the state transition finishes successfully (please note the existence of `Self-terminating Processes`).

`StartupConfig` is a `StateDependentStartupConfig` that is aggregated in the role `Process.stateDependentStartupConfig` for a given `process`.

State transition is a complicated process, however it is composed out of three simple logical steps:

- Terminate all `processes` that are currently running and are not needed in the `RequestedState`

- Restart all `processes` that are currently running and have `StartupConfig` that differs between the `CurrentState` and the `RequestedState`
- Start all `processes` that are not running currently and are needed in the `RequestedState`

Please see Section 7.4.1 and Section 7.4.2 for more detail information on how `Execution Management` handles termination and start of `processes` (restart is a sequence of termination and start).

**[SWS\_EM\_01060] State transition - termination behavior** [On state transition `Execution Management` shall request termination ([SWS\_EM\_01055]) of each `process` that references the `CurrentState` in its `Execution Manifest`, but does not reference the `RequestedState` and has a `Process State` different than [Idle or Terminated].] (RS\_EM\_00101)

**[SWS\_EM\_02251] State transition - restart behavior** [On state transition `Execution Management` shall terminate all `processes` that reference the `CurrentState` in its `Execution Manifest`, but references the `RequestedState` with different `StartupConfig` and have `Process State` different than [Idle or Terminated].] (RS\_EM\_00101)

Please note that [SWS\_EM\_02251] only request a termination of `processes`, the start part will fall under [SWS\_EM\_01066] requirement thus making the restart complete.

`Execution Management` monitors the time required by each `process` to terminate. The default value of the `process` termination timeout is defined by the system integrator in the `Machine Manifest`, see [TPS\_MANI\_03151]. This value may be overwritten in the startup configuration of individual `processes` by defining the termination timeout parameter in the `Execution Manifest`, see [TPS\_MANI\_01278].

**[SWS\_EM\_01065] State transition - process termination timeout monitoring** [`Execution Management` shall monitor the time required by the `process` to terminate (the time needed by the `process` to reach the `Terminated Process State`).] (RS\_EM\_00101)

**[SWS\_EM\_02255] State transition - process termination timeout reaction** [In the event of a `process` termination timeout (defined by configuration `StartupConfig.timeout`), `Execution Management` shall request the `Operating System` to forcibly terminate the underlying process.] (RS\_EM\_00101)

On multi-process POSIX platforms, this could be achieved using a `SIGKILL` signal.

**[SWS\_EM\_02258] State transition - process termination timeout reporting** [When the termination of a `process` resulted in the timeout, `Execution Management` shall log the event, if logging is activated.] (RS\_EM\_00101)

`Execution Management` continues a state-transition even in the presence of non-terminating processes, since the target `Function Group State` will be reached as these processes will be killed (see [SWS\_EM\_02255] and [SWS\_EM\_01060]). Continuing in case of a timeout on termination assures in particular, that the `Function`



Group State "Off" can always be reached (provided that a process termination on OS level is always successful).

This is different in case of processes that timeout during start-up (see [SWS\_EM\_02259]): these processes cannot be forced to start and the Function Group State will not be reached.

**[SWS\_EM\_01066] State transition - start behavior** [On state transition Execution Management shall start all processes that references the RequestedState in its Execution Manifest and have Process State that is [Idle or Terminated].] (RS\_EM\_00101)

Execution Management monitors the time required by each process to start. The start-up timeout is defined per process startup configuration by the system integrator in the Execution Manifest, see [TPS\_MANI\_01277].

**[SWS\_EM\_02253] State transition - process start-up timeout monitoring** [Execution Management shall monitor the time required by the process to start-up (the time between Execution Management requesting process creation from the operating system and the process successfully reporting the Running Process State).] (RS\_EM\_00101)

Execution Management monitors the time required by each process to start. The value of the process start-up timeout is defined by the system integrator in the Execution Manifest, see [TPS\_MANI\_01277]. Please note that startup time for Non-reporting Processes is zero because Non-reporting Processes immediately switch from Process State Idle to Running skipping the Starting state.

**[SWS\_EM\_02260] State transition - process start-up timeout reaction** [In the event of a process start-up timeout (defined by configuration StartupConfig.timeout), Execution Management shall attempt to restart the process up to numberOfRestartAttempts times.] (RS\_EM\_00101)

process start-up timeout is caused by a malfunction and therefore Execution Management requests termination of the process by the operating system (e.g. using SIGKILL) rather than requesting termination through SIGTERM as the process is assumed to be in an erroneous state.

**[SWS\_EM\_02280] Effect on Execution Dependency** [A restart attempt according to [SWS\_EM\_02260] shall not fulfill any terminated dependencies.] (RS\_EM\_00101)

**[SWS\_EM\_02310] State transition - process termination after start-up timeout reaction** [In case a process start-up timeout occurred after Execution Management attempted to restart the process numberOfRestartAttempts times, Execution Management shall request the Operating System to terminate the underlying process.] (RS\_EM\_00101)

**[SWS\_EM\_02259] State transition - process start-up timeout reporting** [When the start-up of a process resulted in the timeout, Execution Management shall perform following actions:

1. Stop the `Function Group State` transition, so `State Management` can decide how to proceed.
2. log event, if logging is activated
3. Set the `CurrentState` to `Undefined Function Group State`.
4. Report `kFailed` in the `ara::exec::StateClient::SetState` interface to indicate that the `State` change request cannot be fulfilled.
5. Report the configured `executionError` via the `ara::exec::StateClient::GetExecutionError` interface.

](RS\_EM\_00101)

**[SWS\_EM\_02552]{DRAFT} State transition - integrity or authenticity check failed**

[When the start-up of a `process` results in the failure of an integrity or authenticity check and `strictMode` is active ([SWS\_EM\_02305]), `Execution Management` shall perform following actions:

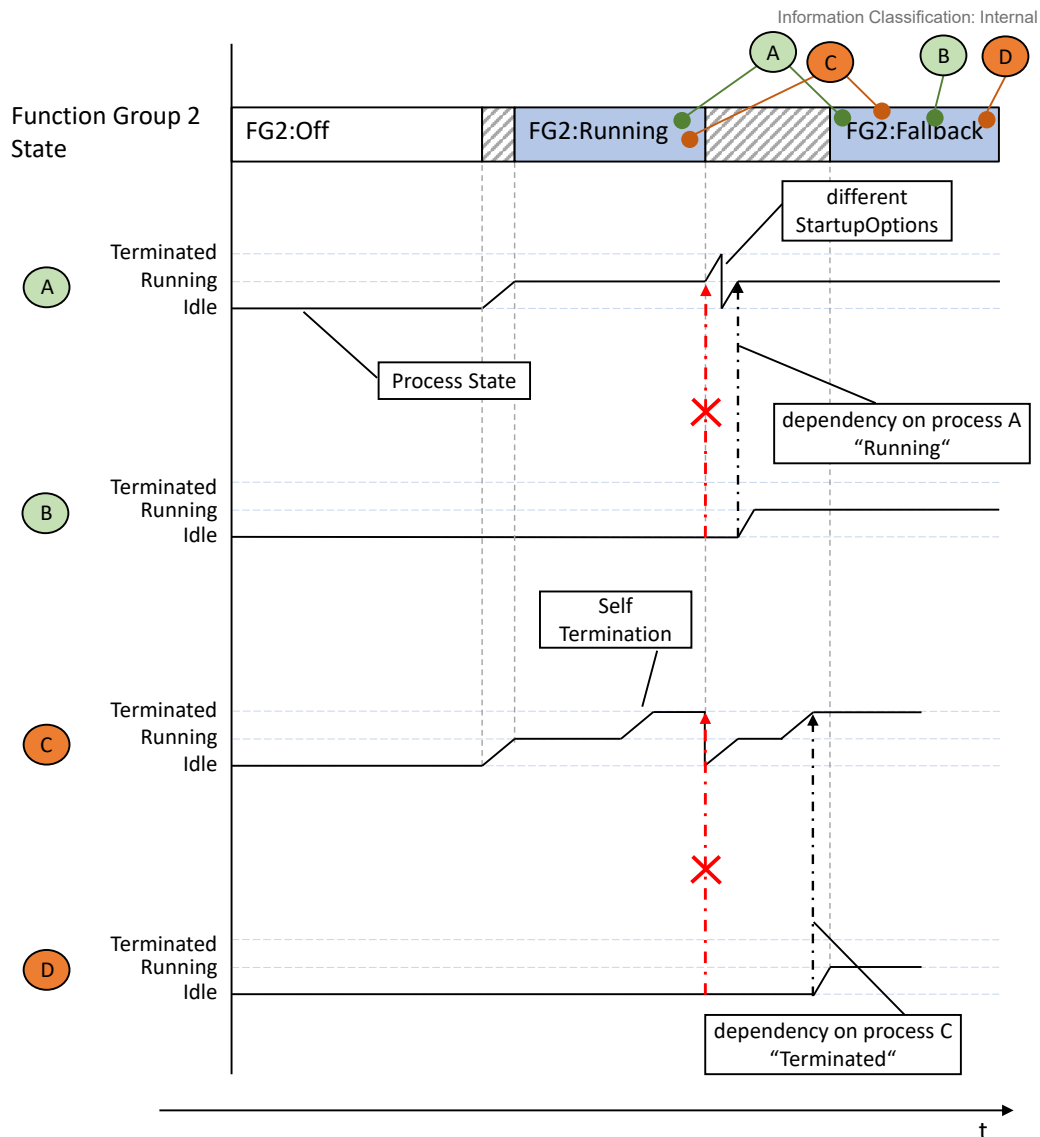
1. Stop the `Function Group State` transition, so `State Management` can decide how to proceed.
2. log event, if logging is activated
3. Set the `CurrentState` to `Undefined Function Group State`.
4. Report `kIntegrityOrAuthenticityCheckFailed` in the `ara::exec::StateClient::SetState` interface to indicate that the `State` change request cannot be fulfilled.
5. Report the configured `executionError` via the `ara::exec::StateClient::GetExecutionError` interface.

](RS\_EM\_00101)

**[SWS\_EM\_02312] Order of process start-up timeout reaction** [`Execution Management` shall perform the terminate reaction [SWS\_EM\_02310] before reporting to `State Management` [SWS\_EM\_02259].](RS\_EM\_00101)

When starting new `processes`, `Execution Management` is obligated to perform dependency resolution. When doing so it may come across a configuration where `process B` depends on `process A`, but `process A` needs to be restarted during state change. Another example is a configuration where `process D` depends on a `Self-terminating Process C` to be in `Process State Terminated`. `process C` has to be started and terminated in the requested `Function Group State` to fulfill D's `Execution Dependency`. Please see Figure 7.15 for more details.





**Figure 7.15: Dependency resolution during state change**

**[SWS\_EM\_02245] Dependency resolution during state change** [Execution Management shall perform Execution Dependency resolution against the processes that are configured for RequestedState.] (RS\_EM\_00101)

Please note that [SWS\_EM\_02245] doesn't bring new functionality to state transition. It merely ensures that [SWS\_EM\_02251] and [SWS\_EM\_01066] are performed on process A, before [SWS\_EM\_01066] is performed on process B. If this order is not ensured then [SWS\_EM\_02245] could not be satisfied as process A will be a process that is configured for CurrentState and not for RequestedState.

Description of Function Group State transition in this chapter may give impression that, it is required to first stop all processes that are not needed in RequestedState, before you can start any of the processes that are needed. Please note that this is not the case. Step by step approach of this chapter was chosen to introduce as

much clarity as possible, when describing `Function Group State` transition. Implementers are free to parallelize as much steps (needed for state transition) as possible for a particular implementation.

`Execution Management` considers a state transition has been performed successfully when the following have occurred:

- Dependency resolution ([SWS\_EM\_02245]) has identified `processes` to start/stop
- All `processes` expected to terminate have terminated ([SWS\_EM\_01060])
- All started ([SWS\_EM\_01066]) or restarted [SWS\_EM\_02251]) `Reporting Processes` have reported `kRunning`.

**[SWS\_EM\_01067] Actions on Completion State Transition** [On successful completion of a state transition, `Execution Management` shall set the `CurrentState` to the `RequestedState` and report success back to `State Management`.] (*RS\_EM\_00101*)

**[SWS\_EM\_02313]{OBSOLETE} Unexpected Termination of starting processes during Function Group State transition** [In case of `Unexpected Termination` during `process` startup ([SWS\_EM\_01066]), `Execution Management` shall perform the following actions:

1. Stop the `Function Group State` transition, so `State Management` can decide how to proceed.
2. log event, if logging is activated
3. Set the `CurrentState` to `Undefined Function Group State`.
4. Report `kFailedUnexpectedTerminationOnEnter` in the `ara::exec::StateClient::SetState` interface to indicate that the State change request cannot be fulfilled.
5. Report the configured `executionError` via the `ara::exec::StateClient::GetExecutionError` interface.

] (*RS\_EM\_00101*)

**[SWS\_EM\_02315] Unexpected Termination of processes configured for the RequestedState during a Function Group State transition** [In case of `Unexpected Termination` of a process configured for the `RequestedState`, `Execution Management` shall perform the following actions:

1. Stop the `Function Group State` transition, so `State Management` can decide how to proceed.
2. log event, if logging is activated
3. Set the `CurrentState` to `Undefined Function Group State`.

4. Report `kFailedUnexpectedTermination` in the `ara::exec::StateClient::SetState` interface to indicate that the State change request cannot be fulfilled.
5. Return the configured `executionError` via the `ara::exec::StateClient::GetExecutionError` interface.

](RS\_EM\_00101)

Please note that [SWS\_EM\_02313] also applies to `Unexpected Self-termination`.

**[SWS\_EM\_02314]{OBSOLETE} Unexpected Termination of terminating processes during Function Group State transition** [In case of `Unexpected Termination` during `process` termination ([SWS\_EM\_01060],[SWS\_EM\_02251]), `Execution Management` shall log the event, if logging is activated.](RS\_EM\_00101)

**[SWS\_EM\_02316] Unexpected Termination of a process not configured for the RequestedState during a Function Group State transition** [In case of `Unexpected Termination` of a `process` not configured for the `RequestedState` during a `Function Group State`, `Execution Management` shall continue the `Function Group State` transition and log the event, if logging is activated.](RS\_EM\_00101)

If `process B` depends on the termination of `process A` during a `Function Group State` transition (this means that both are configured for the `RequestedState`), the transition fails if `process A` dies unexpectedly before reaching the `Terminated` process state ([SWS\_EM\_02315]).

However if a process is only configured for the `CurrentState` and it dies unexpectedly during the `Function Group State` transition, then this doesn't stop the `Function Group State` transition. The `Unexpected Termination` is logged and normal state transition activities are resumed ([SWS\_EM\_02316]). The reason to continue the transition is twofold:

- The `process` was already marked to be terminated by `Execution Management` (it was not configured for the `RequestedState`). It is irrelevant from the State Management point of view if it terminated as expected or due to an internal error.
- Transition to the `Off` state is always guaranteed to be successful and can be used as a reaction to an error condition.

**[SWS\_EM\_02297] StateClient usage restriction** [`StateClient` API shall treat it as a Violation when invoked by a `process` with `Process.functionClusterAffiliation` configured to anything else than `STATE_MANAGEMENT`.](RS\_EM\_00101)

If not protected `StateClient` can be used to destabilise `Machine`, see Section 8.2.7 for more details.

## 7.6 Deterministic Execution

### 7.6.1 Determinism

Please note that all requirements in this chapter have been set to obsolete.

In real-time systems, deterministic execution often means, that a calculation of a given set of input data always produces a consistent output within a bounded time, i.e. the behavior is reproducible.

It is also worthwhile to note that determinism must be distinguished from other non-functional qualities like reliability or availability, which all deal in different ways with the statistical risk of failures. Determinism does not provide such numbers, it only defines the behavior in the absence of errors.

There are multiple elements in determinism and here we distinguish them as follows:

- Time Determinism: The output of the calculation is always produced before a given deadline (a point in time).
- Data Determinism: Given the same input and internal state, the calculation always produces the same output.
- Full Determinism: Combination of Time and Data Determinism as defined above.

In particular, deterministic behavior is important for safety-critical systems, which may not be allowed to deviate from the specified behavior at all. Whether Time Determinism, or in addition Data Determinism is necessary to provide the required functionality depends on the system and on the safety goals.

Expected use cases of the [AUTOSAR Adaptive Platform](#) where such determinism is required include:

- Software Lockstep: To execute ASIL C/D applications with high computing performance demands, specific measures, such as software lockstep are required, due to high transient hardware error rates of high performance microprocessors. Software lockstep is a technique where the calculation is done redundantly through two different execution paths and the results are compared. To make the redundant calculations comparable, software lockstep requires a fully deterministic calculation. For details see [7.6.2](#).
- Reuse of verified software: The deterministic subsystem shows the same behavior on different platforms which satisfy the performance and resource needs of the subsystem, regardless of other differences in each environment, such as existence of unrelated applications. Examples include the different development and simulation platforms. Due to reproducible functional behavior, many results of testing, configuration and calibration of the subsystem are valid in each environment where the subsystem is deployed on and don't need to be repeated.

### 7.6.1.1 Time Determinism

Each time a calculation is started, its results are guaranteed to be available before a specified deadline. To achieve this, sufficient and guaranteed computing resources (processor time, memory, service response times etc.) should be assigned to the software entities that perform the calculation. For more information on resources see chapter 7.7.

Non-deterministic “best-effort” [processes](#) can request guaranteed minimum resources for basic functionality, and additionally can have maximum resources specified for monitoring purposes. However, if Time Determinism is requested, the resources must be guaranteed at any time, i.e. minimum and maximum resources are identical.

If the assumptions for deterministic execution are violated, e.g. due to a deadline miss, this is an error detectable by the Application. In non-deterministic “best-effort” subsystems such deadline violations or other deviations from normal behavior sometimes can be tolerated and mitigated without dedicated error management.

Fully-Deterministic behavior additionally requires Data Determinism, however in many cases Time Determinism is sufficient.

### 7.6.1.2 Data Determinism

For Data Determinism, each time a calculation is started, its results only depend on the input data. For a specific sequence of input data, the results always need to be exactly the same, assuming the same initial internal state.

A common approach to verify Data Determinism in a safety context is the use of lockstep mechanisms, where execution is done simultaneously through two different paths and the result is compared to verify consistency. Hardware lockstep means that the hardware has specific equipment to make this double-/multi-execution transparent. Software lockstep is another technique that allows providing a similar property without requiring the use of dedicated hardware.

Depending on the Safety Level, as well as the Safety Concept employed, software lockstep may involve executing multiple times the same software, in parallel or sequentially, but may also involve running multiple separate implementations of the same algorithm.

### 7.6.1.3 Full Determinism

For Full Determinism, each time a calculation is started, its results are available before a specified deadline and only depend on the input data, i.e. both Time and Data Determinism must be guaranteed.

Non-deterministic behavior may arise from different reasons; for example insufficient computing resources, or uncoordinated access of data, potentially by multiple threads

running on multiple processor cores. The order in which the threads access such data will affect the result, which makes it non-deterministic (“race condition”).

A fully deterministic calculation must be designed, implemented and integrated in a way such that it is independent of processor load caused by other functions and calculations, sporadic unrelated events, race conditions, deviating random numbers etc., i.e. for the same input and initial conditions it always produces the same result within a given time.

## 7.6.2 Deterministic Client

As explained in 7.6.1, future systems need high computing performance in combination with high ASIL safety goals. In this chapter we specify mechanisms which support deterministic multithread execution to support high performance software lockstep solutions. Here are some additional rationales behind it:

- Safety goals for Highly Automated Driving (HAD) systems can be up to ASIL D.
- High Performance Computing (HPC) demands can only be met by non automotive-grade, e.g. consumer electronics (CE), microprocessors, which have high transient hardware error rates compared to automotive-grade microcontrollers. Most likely no such microprocessor is available for ASIL above B, at least for the parts relevant to the design.
- To deal with high error rates, ASIL C/D HAD applications require specific measures, in particular software lockstep, where execution is done redundantly through two different paths and the result is compared to detect errors.
- To make these redundant calculations comparable, software lockstep requires a fully deterministic calculation as defined in 7.6.1.3.
- To meet HPC demands, highly predictable and reliable multi-threading must be supported

Two redundant [processes](#), which run in an internal cycle, get in each cycle the same input data via regular interfaces of [Communication Management](#) and produce (in the absence of errors) the same results, due to full deterministic execution.

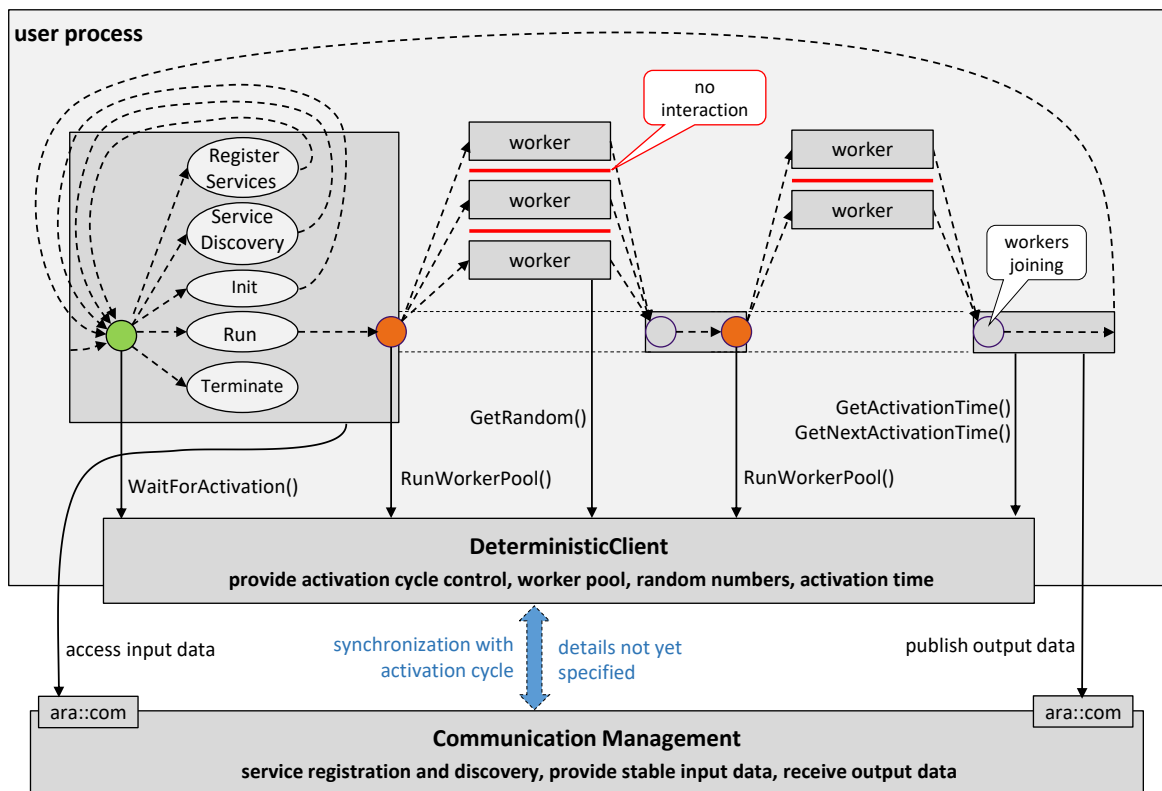
[Execution Management](#) provides `DeterministicClient` APIs to support control of the process-internal cycle, a deterministic worker pool, activation time stamps and random numbers. In case of multiple [processes](#) for redundant execution, the `DeterministicClient` interacts with a `DeterministicSyncMaster` to ensure identical behavior of the redundantly executed [processes](#).

The activation time stamps are provided by local time synchronization slave or master, and the redundant executions between the [processes](#) are handled by the corresponding `DeterministicSyncMaster`, which propagates the activation time stamp

and the calculated cycle information for next execution to all the connected `DeterministicClient`. The calculated data of the application `processes` is published through `Communication Management`.

For each execution cycle, the `DeterministicSyncMaster` synchronizes the `DeterministicClients`. It makes sure that random numbers and activation time stamps that are sent to `DeterministicClients` are identical for the redundantly execution. The `DeterministicClients` then synchronize the triggering of execution based on the received activation time stamps. An optional software lockstep framework may subscribe to the output of the redundant `processes` and compare the output to detect failures (e.g. transient processor core or memory errors due to radiation) in one of the redundant `processes`. This infrastructure layer can span over multiple hardware instances and is implementation specific.

The `AUTOSAR Adaptive Platform` needs to provide some library functions to support redundant deterministic execution with sufficient isolation. The library functions (`DeterministicClient`) run in the context of the user `process`. Figure 7.16 considers how `DeterministicClient` can be used in one of the redundantly executed `processes`.



**Figure 7.16: Cyclic Deterministic Execution**

Cyclic `process` behavior is controlled by a wait point API. The API returns a code to control the process mode (register services/ service discovery/ init/ run/ terminate). The execution is triggered by the `ara::exec::DeterministicClient` (see



[SWS\_EM\_02210]), depending on a defined period or on received events. Within a `process`, all input data is available via `ara::com` (polling-based access only) when execution starts and is stable over one execution cycle. For details see 7.6.3.1.

The workload can be deployed to a worker pool API, which allows deterministic execution of a set of container elements (e.g. data sets), which are processed in parallel by the same runnable object (i.e. application function). The runnable object is not allowed to exchange any information while it is running, i.e. it doesn't access data which can be altered by other instances of the runnable object to avoid race conditions. The runnable object instances can physically run in parallel or sequentially in any order. For details see 7.6.3.2.

Additional `DeterministicClient` APIs provide random numbers and activation time stamps. Common HAD algorithms use particle filters which require random numbers. If used from within the worker pool, the random numbers are assigned to specific container elements to allow deterministic redundant execution. The activation time stamps don't change until the `process` reaches its next wait point. For deterministic redundant execution, random number seeds and time stamps need to be synchronized. For details see 7.6.3.3 and 7.6.3.4.

At the end of the execution cycle, the `process` returns to the wait point and waits for the next activation.

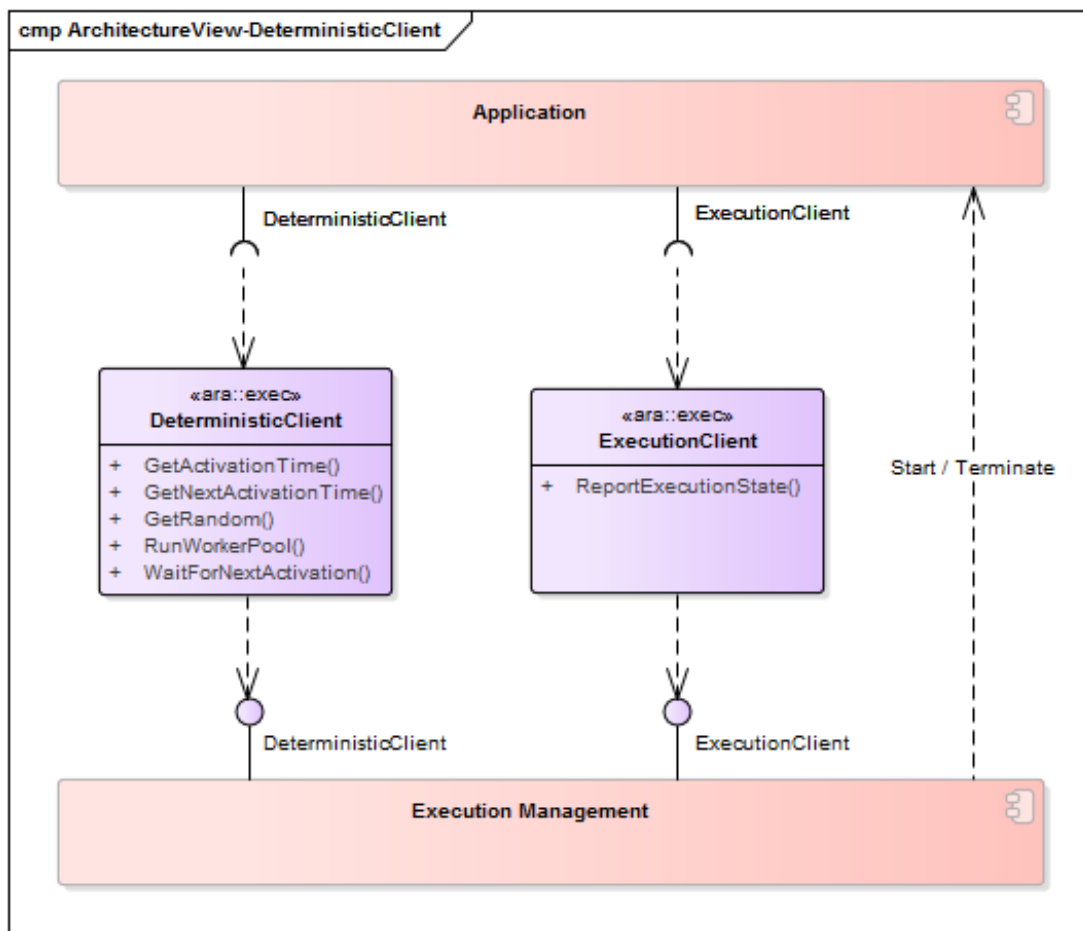
The APIs of `DeterministicClient` are standardized and provide abstraction of the application deployment on the actual hardware. The implementation is vendor specific and needs to be configured at integration time individually for each `process` which uses it.

The `DeterministicClient` Class is only local to the `process`. Therefore, there is currently no security concern foreseen for this API.

Different variants of the `DeterministicClient` might work in a software lockstep environment or stand-alone, to support cyclic execution and deterministic worker pools.

**[SWS\_EM\_02551]{OBSOLETE} Missing DeterministicClient** [If the configuration of `DeterministicClient` is missing then `ara::exec::DeterministicClient::WaitForActivation` shall return `Error kFailed`.] (RS\_EM\_00053)





**Figure 7.17: Deterministic Execution Interface**

### 7.6.3 Cyclic Deterministic Execution

This section describes the APIs shown in Figure 7.16, and how they need to be used by a *process* to execute deterministically, so the *process* can be transparently integrated into a software lockstep environment.

#### 7.6.3.1 Control of Cyclic Execution

*Execution Management* provides an API to trigger and control recurring, i.e. cyclic execution of the main thread code within a *process*.

**[SWS\_EM\_01301]{OBSOLETE} Cyclic Execution** [*Execution Management* shall provide a blocking wait point API `ara::exec::DeterministicClient::WaitForActivation.`](*RS\_EM\_00052, RS\_EM\_00113*)

After the *process* has been started by *Execution Management*, it reports `ara::exec::ExecutionState kRunning` (see 7.4.1) and calls `ara::exec::DeterministicClient::WaitForActivation.`

The `process` executes one cycle when `ara::exec::DeterministicClient::WaitForActivation` returns and then calls the API again to wait for the next activation.

A return value controls the internal lifecycle (e.g. init, run, terminate) of the `process`, see Figure 7.16. The return codes are used to synchronize the behavior of two `processes` in case they are executed redundantly.

**[SWS\_EM\_01302]{OBSOLETE} Cyclic Execution Control** [`ara::exec::DeterministicClient::WaitForActivation` shall return a code to control the execution mode of the calling `process`. Possible codes are `kRegisterServices`, `kServiceDiscovery`, `kInit`, `kRun`, and `kTerminate`.] (*RS\_EM\_00052*)

The `ara::exec::ActivationReturnType` (see [SWS\_EM\_02201]) returned from `ara::exec::DeterministicClient::WaitForActivation` determines the actions taken at each cycle:

- `kRegisterServices` – The `process` registers its communication services, i.e. the services it offers via `Communication Management`. This should be the only occasion for performing service registering. No other functionality should be performed in this step to limit resource consumption and runtime, so no dedicated budget needs to be assigned.
- `kServiceDiscovery` – The `process` does communication service discovery. This should be the only occasion for performing service discovery, except a service needs to be replaced later (see ([SWS\_EM\_01304])). No other functionality should be performed in this step to limit resource consumption and runtime, so no dedicated budget needs to be assigned.
- `kInit` – The `process` initializes its internal data structures. The worker pool (see 7.6.3.2) can be accessed once or several time sequentially. A budget (see 7.6.3.5) needs to be assigned to the “Init” cycle.
- `kRun` – The `process` performs one cycle of its normal cyclic execution. This can be repeated indefinitely. The worker pool (see 7.6.3.2) can be accessed once or several times sequentially within a cycle. A budget (see 7.6.3.5) needs to be assigned.
- `kTerminate` – The deterministic client prepares to terminate. It is up to the `process` whether this also leads to the actual termination of the `process` and if so the actual termination is performed according to [SWS\_EM\_01404], see Section 7.4.2.

**[SWS\_EM\_01303]{OBSOLETE} Cyclic Execution Control Sequence** [The return code of `ara::exec::DeterministicClient::WaitForActivation` shall follow this sequence: `kRegisterServices`, `kServiceDiscovery`, `kInit`, `kRun`, and `kTerminate`. Note that `kRun` is expected to be returned multiple times.] (*RS\_EM\_00052*)

**[SWS\_EM\_01304]{OBSOLETE} Service Modification** [In case a service which is accessed by the `process` needs to be replaced (e.g. due to unavailability) while the

`kRun` cycles are executed, `ara::exec::DeterministicClient::WaitForActivation` shall return `kServiceDiscovery` once immediately after `ara::exec::DeterministicClient::WaitForActivation` is called, and then continue with the normal `kRun` cycle.](RS\_EM\_00051, RS\_EM\_00052)

The service discovery update needs to be triggered in an implementation specific way, e.g. through a callback triggered by `StartFindService` indicating service unavailability. Because the service discovery update runs in addition to the `kRun` execution within a `kRun` cycle, the worst case execution time estimation and budget assignment need to consider that `kRun` and `kServiceDiscovery` might run sequentially within the configured execution cycle time (see below).

The point in time when `ara::exec::DeterministicClient::WaitForActivation` returns with `kRegisterServices`, `kServiceDiscovery`, `kInit`, `kRun` (first `kRun` cycle only, otherwise see below) or `kTerminate` is implementation specific. In case of redundant execution, the sequences need to be synchronized.

The activation behavior of the `kRun`-cycles can be realized by `Execution Management` together with the `Communication Management` as required by the safety concept. Execution can be triggered via two distinct mechanisms.

- Periodic activation means that `ara::exec::DeterministicClient::WaitForActivation` returns periodically based on a configured period.
- Event-triggered activation means that `ara::exec::DeterministicClient::WaitForActivation` returns based on the communication-event-triggers that are configured for the `process` from the outside via `Communication Management`, e.g. by external units, events generated due to the arrival of data or timer events.

Details of the synchronization for both periodic and event-triggered activation are discussed in section 7.6.4.

**[SWS\_EM\_01351]{OBSOLETE} Execution Cycle Time** [`ara::exec::DeterministicClient::WaitForActivation` shall return `kRun` when a configurable `cycleTimeValue` (as measured from the last return of `kRun`) has been reached.](RS\_EM\_00052)

**[SWS\_EM\_02550]{OBSOLETE} Execution Cycle Termination** [`ara::exec::DeterministicClient::WaitForActivation` shall return `kTerminate` when the `kRun`-cycle is to be terminated by either exceeding the `kRun` loop count [SWS\_EM\_01323] or by `DeterministicSyncMaster` synchronization response [SWS\_EM\_01326].](RS\_EM\_00052)

**[SWS\_EM\_01352]{OBSOLETE} Execution Cycle Timeout** [`ara::exec::DeterministicClient::WaitForActivation` shall return error `kCycleOverrun` if the previous cycle did overrun (i.e. configured `cycleTimeValue` has been exceeded).](RS\_EM\_00052)

Note that with respect to [SWS\_EM\_01352], the deterministic client used by the Application detects the `cycleTimeValue` overrun and reports it to the application. The Application developer/System Designer can then take the relevant project-specific actions.

**[SWS\_EM\_01353]{OBSOLETE} Event-triggered Cycle Activation** [If the configured `cycleTimeValue` is zero, `ara::exec::DeterministicClient::WaitForActivation` shall support event triggered activation.] (RS\_EM\_00052)

`DeterministicSyncMaster` provides support for event triggered `ara::exec::DeterministicClient::WaitForActivation` (see Section 7.6.4.1) as well as synchronized cyclic execution. In these cases the return from `ara::exec::DeterministicClient::WaitForActivation` is synchronized through a *Synchronization Response Message* from `DeterministicSyncMaster` [SWS\_EM\_01326][SWS\_EM\_01327][SWS\_EM\_01327].

This cyclic behavior can be used in a software lockstep environment to initialize and trigger execution of redundant `processes` and compare the results after a cycle has finished. For redundant execution, the execution behavior and its budget (activation timing, computing time, computing resources) should be explicitly visible at integration time to configure *Execution Management* accordingly.

Optionally, e.g. if necessary for a software lockstep implementation, all input data as received via *Communication Management* should be available when a cycle starts and guaranteed to be deterministically consistent.

### 7.6.3.2 Worker Pool

**[SWS\_EM\_01305]{OBSOLETE} Worker Pool** [*Execution Management* shall provide a blocking API `ara::exec::DeterministicClient::RunWorkerPool` to run a deterministic worker pool to be used within the `process` execution cycle.] (RS\_EM\_00053)

The worker pool is triggered by the main-thread of the `process` in a sequential order. `ara::exec::DeterministicClient::RunWorkerPool` is blocking and therefore there is no parallelism between the main-thread and the worker pool. The user `process` is not allowed to create threads on its own by using normal POSIX mechanisms to avoid the risk of inducing indeterministic behavior.

`ara::exec::DeterministicClient::RunWorkerPool` registers a `runnableObj`, along with a `container`. The `container` contains a set of objects, which are processed in parallel by the the `container` invoked from multiple workers (e.g. based on POSIX threads) in the pool (see Figure 7.18). This means, the deterministic worker pool is used to process a set of `container` elements, which are the parameters to the `runnableObj`. Each element in the `container` represents a job to be computed. The deterministic distribution of the elements to individual workers is done by using the container iterator.

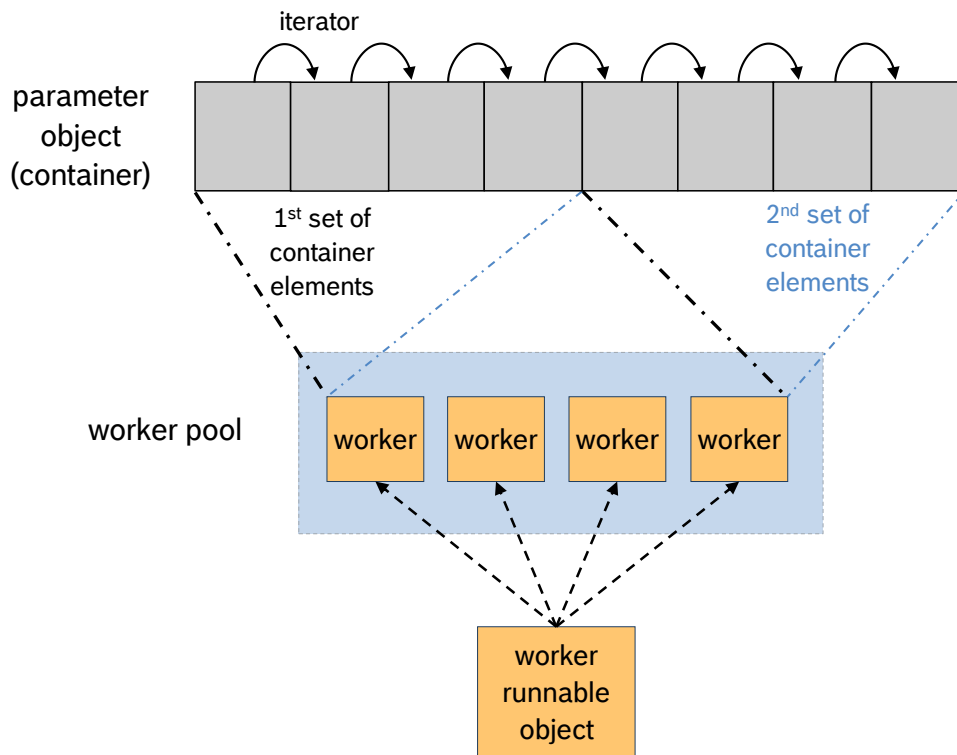
**[SWS\_EM\_01306]{OBSOLETE} processing Container Objects** [`ara::exec::DeterministicClient::RunWorkerPool` shall sequentially (using the iterator of input parameter `container`) call a method `ara::exec::WorkerRunnable::Run` (input parameter `runnableObj`) on every element of `container`, by using a worker pool of size `numberOfWorkers`.] (*RS\_EM\_00053*)

The Worker object passed to `ara::exec::DeterministicClient::RunWorkerPool` is an instance of `ara::exec::WorkerRunnable`. This would typically be achieved through a sub-class derived from `ara::exec::WorkerRunnable` using public inheritance to enable project-specification extensions to be added.

Within `ara::exec::DeterministicClient::RunWorkerPool` the elements of `container` are iteratively processed by the background worker pool. If more elements are available than workers then sequential processing will occur. In pseudo-code (ignoring parallelisation) the method `ara::exec::DeterministicClient::RunWorkerPool` behaves as follows:

```
1 std::array<WorkerThread, 4> workers;
2
3 template<typename C> ara::core::Result<void>
4 DeterministicClient::RunWorkerPool( WorkerRunnable<typename C::value_type>&
5     w, C& container) noexcept
6 {
7     ara::core::Result r;
8     int count = 0;
9     auto c = container.begin();
10    while( c != container.end() ) {
11        w.Run( *c++, workers[count++] );
12        count %= workers.size();
13    }
14    return r;
15 }
```

The implementation and size of the worker pool (i.e. number of threads) is hidden from the `Application`. The Integrator decides about the size and the implementation and configures a parameter `numberOfWorkers`. The distribution of the worker threads to processor cores is left to the Operating System.



**Figure 7.18: Worker Pool Usage**

If the number of required container elements exceeds the number of workers (threads) in the deterministic worker pool, [Execution Management](#) can use the worker pool several times sequentially (with unrestricted interleaving), which shall be transparent to the user of the worker pool.

To achieve Data Determinism, the parallel workers need to satisfy certain implementation properties, e.g. no exchange of data is allowed between the instances of the runnable object which are processed by the workers. For details see [10]. Other, more complex solutions which allow interaction between the workers would be possible, but they increase complexity, reduce utilization and transparency, and are error-prone regarding the deterministic behavior.

The worker pool runs within the [process](#) context of the caller of this API. It is designed as part of [Execution Management](#) to guarantee the deterministic behavior by incorporating it in the [ara::exec::DeterministicClient::WaitForActivation](#) cycle.

An example for the implementation of a [ara::exec::WorkerRunnable](#) can be found in [10].

The aim is to abstract the data processing as far as possible, irrespective of the actual number of available threads. Example: a job with N similar sub-jobs (e.g. N Kalman-filters). The job is assigned to the worker pool by calling [ara::exec::](#)

`DeterministicClient::RunWorkerPool`. The worker pool processes it using a given `runnableObj` (in this example the Kalman-filter).

The worker pool cannot be used to process multiple different tasks in parallel. The use of multiple potentially different explicit functions (`runnableObj`) could add unnecessary complexity and can lead to extremely heterogeneous runtime utilization, as each `runnableObj` may have different computing time. This would complicate the planning of resource deployment, which is necessary for black-box integration.

### 7.6.3.3 Random Numbers

Execution Management provides the `ara::exec::DeterministicClient::GetRandom` [SWS\_EM\_02225] API to support the distribution of `Deterministic Random Numbers` to workers within the worker pool.

If used from within `ara::exec::DeterministicClient::RunWorkerPool`, the random numbers are assigned to specific `container` elements, using the `container` iterator, to allow deterministic redundant execution.

The `ara::exec::DeterministicClient::SetRandomSeed` API can be used to seed the pseudo random numbers generation to guarantee the deterministic behavior by incorporating it in the `DeterministicClient::WaitForActivation` cycle.

Implementations of `DeterministicClient` which do not need to support redundant execution can provide standard random numbers without specific properties.

### 7.6.3.4 Time Stamps

The deterministic user `process` might need timing information while cyclically (see 7.6.3.1) processing its input data in the `kRun` cycle. The used time value may have an influence on the calculated results. Therefore, Execution Management returns deterministic timestamps that represent the points in time when the current cycle was activated and when the next cycle will be activated, if this value is known. The timestamps are required to be identical for `processes` which are executed redundantly, e.g. in a lockstep environment (see 7.6.2).

**[SWS\_EM\_01310]{OBSOLETE} Get Activation Time** [Execution Management shall provide an API `ara::exec::DeterministicClient::GetActivationTime` which returns an `ara::exec::DeterministicClient::TimeStamp` that represents the point in time when the current `kRun` cycle was activated by `ara::exec::DeterministicClient::WaitForActivation` (see [SWS\_EM\_01301]). Deterministic means, that the timestamps are identical for `processes` which are executed redundantly. Subsequent calls within a cycle shall always return the same value.] (*RS\_EM\_00053, RS\_EM\_00113*)



**[SWS\_EM\_01311]{OBSOLETE} Activation Time Unknown** [If `ara::exec::DeterministicClient::GetActivationTime` is called from outside a `kRun` cycle, `Execution Management` shall return `kNoTimeStamp`.] (*RS\_EM\_00053*)

**[SWS\_EM\_01312]{OBSOLETE} Get Next Activation Time** [`ara::exec::DeterministicClient::GetNextActivationTime` shall provide a deterministic timestamp that represents the point in time when the next `kRun` cycle will be activated by `ara::exec::DeterministicClient::WaitForActivation` (see [\[SWS\\_EM\\_01301\]](#)). Deterministic means, that the timestamps are identical for `processes` which are executed redundantly. Subsequent calls within a cycle shall always return the same value.] (*RS\_EM\_00053, RS\_EM\_00113*)

**[SWS\_EM\_01313]{OBSOLETE} Next Activation Time Unknown** [`ara::exec::DeterministicClient::GetNextActivationTime` shall return `kNoTimeStamp` if `cycleTimeValue` is configured to zero.] (*RS\_EM\_00051, RS\_EM\_00053, RS\_EM\_00113*)

### 7.6.3.5 Real-Time Resources

To ensure Time Determinism (see [7.6.1.1](#)), i.e. to make sure that a cyclic deterministic execution within a `process` (see [7.6.3.1](#)) is finished at a given deadline we need:

- `Execution Management` supports deterministic multithreading to meet high performance demand, see [7.6.3.2](#).
- The integrator needs to assign appropriate resources to the `process`, see Section [7.7](#).
- The integrator needs to assign appropriate scheduling policies.
- The integrator needs to configure deadline monitoring, possibly execution budget monitoring.

To make sure that all `processes` which use the `DeterministicClient` APIs get enough computing resources and can finish their cycle in time, it is in particular important to know when the worker pool (`ara::exec::DeterministicClient::RunWorkerPool`) is needed within a `kInit` and `kRun` `ara::exec::DeterministicClient::WaitForActivation` cycle. Also, a good computing resource utilization can only be achieved if usage of the workers (i.e. of available cores) can be distributed evenly over time. If the application code is known to the integrator, it should not be a problem to analyze the behavior and configure the system accordingly. However, if third party “black box” applications are delivered for integration, their resource demands need to be described in a standardized way, so the integrator has a rough idea about the distribution of resource consumption within a `ara::exec::DeterministicClient::WaitForActivation`-cycle.

To describe budget needs within the `kInit` and `kRun` cycle, we use a normalized value `NormalizedInstruction` to specify runtime consumption on the target system.



`NormalizedInstruction` = runtime in sec \* clock frequency in Hz

`NormalizedInstruction` does not reflect the actual number of code instructions, but allows the description of comparative resource needs.

The following parameters (`DeterministicClientResource`, see [TPS\_MANI\_01200] in [3]) are relevant for describing the computing time budget needs of a `process` which uses `ara::exec::DeterministicClient::RunWorkerPool`.

The parameters are needed to be specified twice per `process` which uses `DeterministicClient`, once for the `kInit` cycle and once for the `kRun` cycles (`DeterministicClientResourceNeeds`, and [TPS\_MANI\_01199]).

- `numberOfInstructions` [NormalizedInstructions]

This is the normalized runtime consumption on the target system within one cycle, assuming the “worst-case” runtime where the workers would be executed sequentially.

- `speedup` = sequential runtime / parallelized runtime

Defines how much faster the calculations within one cycle can be finished if `numberOfWorkers` (see 7.6.3.2) are physically available, i.e. if enough cores were available on the machine to perform parallel execution of all workers.

- `sequentialInstructionsBegin` [NormalizedInstructions]

This is the normalized sequential runtime at the beginning of the cycle (which mostly cannot be parallelized), before the main usage of the worker pool starts.

- `sequentialInstructionsEnd` [NormalizedInstructions]

This is the normalized sequential runtime at the end of the cycle (which mostly cannot be parallelized), after the main usage of the worker pool has ended.

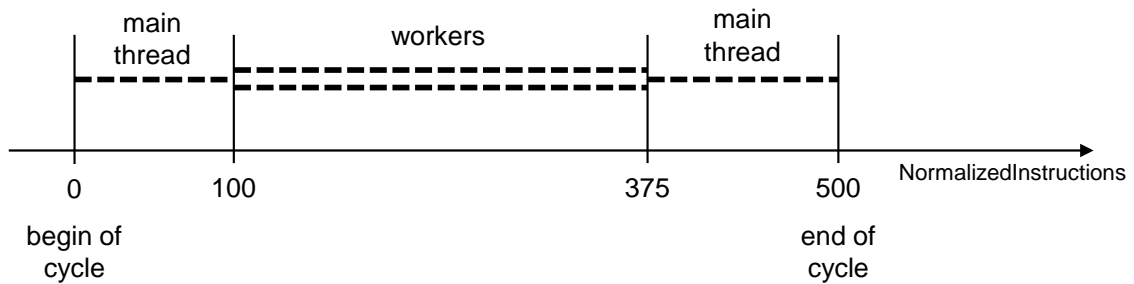
## Examples

### Example 7.5

The `process` uses the worker pool mainly in the middle of the cycle. The first 100 (normalized) instructions are mostly sequential, the next 275 instructions have a benefit when using the worker pool, and the last 125 instructions are mostly sequential again. The average speedup, over the complete 500 instructions is 1.3.

- `numberOfInstructions` = 500
- `numberOfWorkers` = 2
- `speedup` = 1.3
- `sequentialInstructionsBegin` = 100

- *sequentialInstructionsEnd* = 125

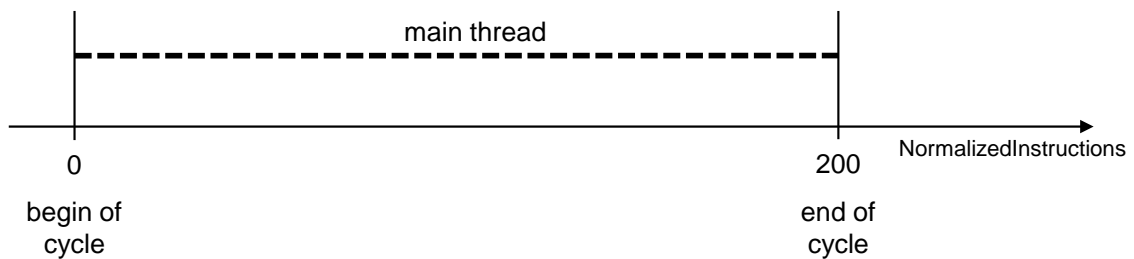


**Figure 7.19: Worker pool used in middle of cycle**

**Example 7.6**

The *process* runs sequentially throughout most of the cycle and does not benefit in using the worker pool, i.e. the overhead of using the worker pool compensates the parallelization gain.

- *numberOfInstructions* = 200
- *numberOfWorkers* = 2
- *speedup* = 1
- *sequentialInstructionsBegin* = 200
- *sequentialInstructionsEnd* = 0



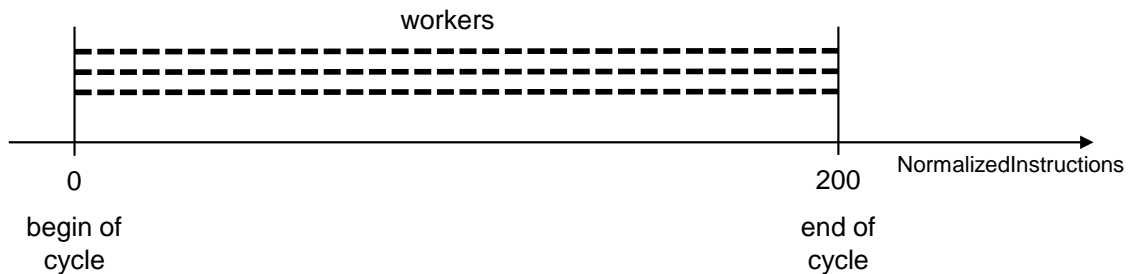
**Figure 7.20: No benefit from worker pool**

**Example 7.7**

The *process* fully utilizes the worker pool throughout the cycle.

- *numberOfInstructions* = 200
- *numberOfWorkers* = 3
- *speedup* = 2.9

- *sequentialInstructionsBegin* = 0
- *sequentialInstructionsEnd* = 0



**Figure 7.21: Full utilization of worker pool**

## 7.6.4 Deterministic Synchronization

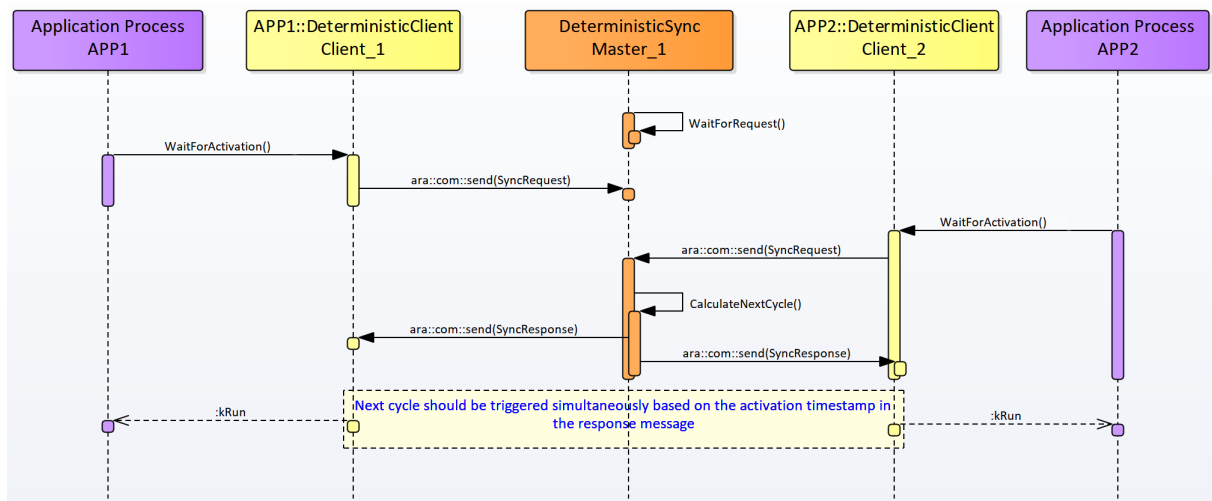
The API `ara::exec::DeterministicClient::WaitForActivation` is described in 7.6.3 as the wait point in deterministic redundant execution. In this section, more details on synchronization behaviors will be provided for both periodic and event-triggered activation in the execution cycles.

### 7.6.4.1 DeterministicSyncMaster

A `DeterministicSyncMaster` [TPS\_MANI\_01406] is a synchronization control point that receives the synchronization requests through a dedicated communication channel, for example `ara::com`, and sends the calculated cycle information for the next execution cycle to the connected `DeterministicClients` in the same domain.

Note that it is not limited to use `ara::com` or API of other communication channel, and it is up to the vendor to decide which to use. This specification only describes the integration with `ara::com` API for `DeterministicSyncMaster`. The integration with other communication APIs is not covered and may be specified in a later release.

Figure 7.22 shows an example of how a `DeterministicSyncMaster` controls the synchronization for two `DeterministicClients` of the application `process` based on `ara::com` interface for request and response communication.



**Figure 7.22: Sequence Diagram of the Synchronization Control Messages with single `DeterministicSyncMaster`**

For event-triggered activation, a specific policy of the synchronization should be provided. The policy is highly dependent on vendor solution and requirements, for example, the synchronization response is sent to the `DeterministicClients` only if the synchronization requests from all the `processes` are received. There can be more complicated policies, e.g. the match of 2 out of 3 synchronization requests are received before the given deadline, which is also known as the M-out-of-N (MooN) policy.

For periodic activation, the `DeterministicClients` require a single synchronization for the first `ara::exec::DeterministicClient::WaitForActivation` call that is initiated after the execution of `kInit` or `kServiceDiscovery` cycle (see [SWS\_EM\_01304] for service modification). The activation response includes a global time stamp for the activation of the first `kRun` cycle, which should also give a reasonable time buffer for receiving the activation response for the `DeterministicClients` through the channel. All `DeterministicClients` will count on local time until the activation time is reached and then starts `kRun`. Further calls of `ara::exec::DeterministicClient::WaitForActivation` will not send any synchronization request, but just return when the predefined deadline that was configured with `cycleTimeValue` property is reached by the local time counter (see [SWS\_EM\_01351]). The handling of missed deadline in the `kRun` cycles for periodic activation is described in [SWS\_EM\_01352].

For both periodic and event-triggered activation, a set of parameters need to be defined before the `DeterministicSyncMaster` starts.

**[SWS\_EM\_01320]{OBSOLETE} Number of DeterministicClients** [The number of `DeterministicClients` that are connected to the `DeterministicSyncMaster` shall be defined by attribute `numberOfConnectedClients`.] ([RS\\_EM\\_00050](#), [RS\\_EM\\_00051](#), [RS\\_EM\\_00053](#))

**[SWS\_EM\_01321]{OBSOLETE} Minimum number of required synchronization requests** [The attribute `minimumNumberOfRequests` shall define the minimum number of required synchronization requests (from the connected `DeterministicClients` in the same domain) that are necessary to be received by the `DeterministicSyncMaster` to continue calculation of the next cycle.] ([RS\\_EM\\_00050](#), [RS\\_EM\\_00053](#))

The MooN policy defines a rule for `DeterministicSyncMaster` to decide when it should respond to the synchronization requests for next execution cycle.  $N$  is the number of the `processes` that are connected to the `DeterministicSyncMaster` in the same domain ([\[SWS\\_EM\\_01320\]](#)), and  $M$  is the minimum required synchronization requests to be received in the same domain ([\[SWS\\_EM\\_01321\]](#)). The usage of MooN can be modified based on the requirements of the redundant execution. For example, when  $M$  requests are received ( $M < N$ ), the `DeterministicSyncMaster` may ignore the rest of the unreceived requests, and start calculating the cycle information for the next activation based on the received requests. The cycle information is encapsulated into a response message and propagated to all of the connected `DeterministicClients`. If  $M$  equals  $N$ , this means all of the requests from  $N$  `DeterministicClients` should be received before proceeding to the calculation of next cycle .

Note that for the current release only MooN policy is described and the configuration of other policies may be specified in a later release.

**[SWS\_EM\_01322]{OBSOLETE} Calculation of the next cycle** [If `verificationMethod` is set to `DeterministicSyncMOutOfN`, `DeterministicSyncMaster` shall calculate the next activation time based on the MooN policy and the received synchronization request. The MooN policy shall use the attribute `numberOfConnectedClients` as  $N$  and the attribute `minimumNumberOfRequests` as  $M$ . The received synchronization request is used as the current valid input (see [\[SWS\\_EM\\_01325\]](#)).] ([RS\\_EM\\_00050](#), [RS\\_EM\\_00053](#))

The calculated cycle information is sent via a response message to all connected `DeterministicClients` (see [\[SWS\\_EM\\_01326\]](#)). Based on the response message, a `DeterministicClient` triggers the next execution cycle on the activation time by returning from the `ara::exec::DeterministicClient::WaitForActivation` call.

**[SWS\_EM\_01323]{OBSOLETE} Total kRun loop count** [If `maxRunCycleLoop` is configured not to be zero, `ara::exec::DeterministicClient::WaitForActivation` (of the referencing `DeterministicClient`) shall return `kTerminate`, after `kRun` has been returned `maxRunCycleLoop` times] ([RS\\_EM\\_00053](#))

**[SWS\_EM\_01324]{OBSOLETE} Infinite kRun loop** [Omission of `maxRunCycleLoop` configuration or a setting of zero shall indicate an infinite `kRun` cycle count.] ([RS\\_EM\\_00053](#))

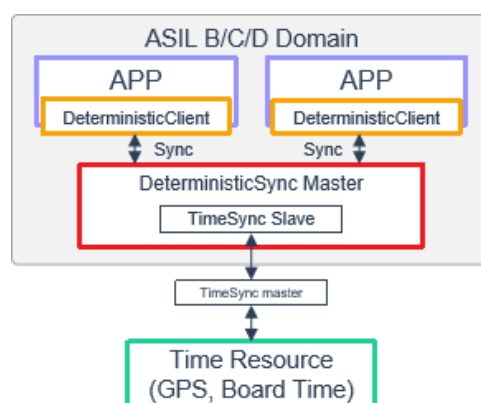
Note: The data type for storing the `kRun` loop count is implementation specific.

The current specification of `DeterministicSyncMaster` supports redundant deterministic execution in single domain. Multiple domains are not part of current specification. The `DeterministicSyncMaster` acts as a Time Slave [TPS\_MANI\_01409], in order to receive the global time stamp when it is needed for calculating and distributing the deterministic time stamps of execution cycles. The `processes` implemented with `DeterministicClients` should be in the same global time domain as the `DeterministicSyncMaster`, so they can be synchronized even if they are connected through network or gateway.

For single domain synchronization, both `DeterministicClient` and `DeterministicSyncMaster` can use the local time resource for simplicity and efficiency when acquiring the current time. The access of the local time can be achieved by calling `ara::core::SteadyClock` or, for example, the `std::chrono` APIs.

The assurance of secure access to the Time Resource should be managed by the Policy Decision Point (PDP) and Policy Enforcement Point (PEP) configurations for Time Slave and Master. For example an Access Manager may be able to grant the permission for `DeterministicSyncMaster` to access the configured Time Master and Time Resource. As the `DeterministicSyncMaster` exposes only `ara::com` and `ara::tsync` interfaces, access control to functions of the `DeterministicSyncMaster` should be enforced using IAM for `ara::com` and `ara::tsync`.

When the `process` is running in the execution cycles, each cycle needs to be synchronized by calling `ara::exec::DeterministicClient::WaitForActivation`. The behaviors to synchronize the `process` and the redundancies should be performed by the `DeterministicSyncMaster`, which can be deployed in Execution Management `process`, Software Lockstep `process` or in a separate `process`. Figure 7.23 shows an example of running the `DeterministicSyncMaster` in a separate `process`.



**Figure 7.23: An example deployment of `DeterministicSyncMaster` in a separate process**

The Software Lockstep is an optional framework to ensure identical behavior of the redundantly executed `processes`. The Software Lockstep framework does not necessarily interact with `DeterministicSyncMaster`, but they can be integrated in order to simplify the control logic and reduce the communication effort over `ara::com`

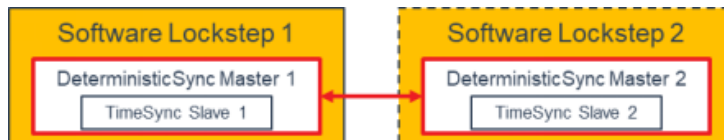
or other dedicated communication channels. For example the Software Lockstep may also need to understand the state of each execution cycle, in order to give more reasonable and trusty comparison results. Figure 7.24 gives examples of a Software Lockstep framework in library mode and `process` mode. Details of Software Lockstep will be specified in a later release.



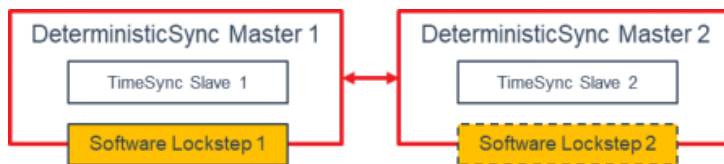
**Figure 7.24: process mode (left) and library mode (right) integration**

For `process` mode of Software Lockstep, the `DeterministicSyncMaster` functionality can be integrated inside the Software Lockstep as a library. For library mode of Software Lockstep, it can be integrated into the `DeterministicSyncMaster process`.

Figure 7.25 and 7.26 illustrates examples of the possible ways to integrate `DeterministicSyncMaster` with the Software Lockstep in `process` mode and library mode for cross domain with two `DeterministicSyncMasters`. For both modes, the `DeterministicSyncMasters` should be connected via the synchronization channel for making the final decision. Whether multiple Software Lockstep instances should run in different domains is not within the scope of this concept as it depends on the deployment and solution of the vendor based on the available integration possibilities.



**Figure 7.25: Library Mode with multiple `DeterministicSyncMasters`**



**Figure 7.26: Process Mode with multiple `DeterministicSyncMasters`**

### 7.6.4.2 Synchronization Control Messages

In this section, we specify the basic elements of the control messages, in order to run redundant deterministic execution based on platform vendor implementation and data structure. Dedicated interface(s) and data structure(s) will be specified in a later release.



**[SWS\_EM\_01325]{OBSOLETE} Synchronization Request Message** [The `ara::exec::DeterministicClient::WaitForActivation` for a `DeterministicClient` activation shall send a synchronization request message to the connected `DeterministicSyncMaster`.] ([RS\\_EM\\_00050](#), [RS\\_EM\\_00051](#), [RS\\_EM\\_00053](#))

A synchronization request should contain at least the following data members:

- **Identification:** the request needs to provide a unique identification.
- **Activation timestamp of the previous cycle:** the activation of the previous cycle is used for calculate the next cycle.
- **Code of the current cycle:** the type of the current cycle is used to determine the type of next execution cycle. Possible codes are `kServiceDiscovery`, `kInit`, `kRun`.
- **Count of the current loop:** the number of the execution loop is used to determine when `ara::exec::DeterministicClient::WaitForActivation` should return `kTerminate`.

The concrete structure of the synchronization request/response messages, including the data types of the members, is platform specific. Additionally, the interface mechanism is between two platform specific elements and therefore also platform specific. In case the interface between `DeterministicClient` and `DeterministicSyncMaster` is realized using `ara::com` communication, the required identification could be a combination of the service instance ID of the service skeleton in the `DeterministicClient`/`DeterministicSyncMaster` sending the message and the instance ID of the sending process.

**[SWS\_EM\_01326]{OBSOLETE} Synchronization Response Message** [A `DeterministicSyncMaster` shall send a synchronization response message to all the connected `DeterministicClients` when the applied synchronization policy is matched.] ([RS\\_EM\\_00050](#), [RS\\_EM\\_00051](#), [RS\\_EM\\_00053](#))

A synchronization response should contain at least the following data members:

- **Identification:** the request needs to provide a unique identification.
- **Activation timestamp for the next cycle:** The calculated activation timestamp of the next execution cycle.
- **Code of the next cycle:** The determined code of the next cycle. Possible values are `kRun`, `kServiceDiscovery`, and `kTerminate`. A `kServiceDiscovery` code is returned when a service modification is necessary (see [\[SWS\\_EM\\_01304\]](#)). The code `kTerminate` indicates the termination of the deterministic client and is returned when the total `kRun` loop count is reached or the termination is requested by Execution Management (see [\[SWS\\_EM\\_01404\]](#)).

As for the request message, the concrete structure, including the data types of the members, of the response message is platform specific.

**[SWS\_EM\_01327]{OBSOLETE} Return of the wait point API** [A `ara::exec::DeterministicClient::WaitForActivation` call shall not return until the local



time counter reaches the activation timestamp that was sent with the response message of the synchronization for the next `kRun` cycle. | ([RS\\_EM\\_00050](#), [RS\\_EM\\_00053](#))

**[SWS\_EM\_01328]{OBSOLETE} Immediate return from wait point** [A "0" value in the synchronization response message timestamp [\[SWS\\_EM\\_01326\]](#) shall indicate that `ara::exec::DeterministicClient::WaitForActivation` call shall return immediately. | ([RS\\_EM\\_00050](#), [RS\\_EM\\_00053](#))

## 7.7 Resource Limitation

Despite the correct behavior of a particular [Adaptive Application](#) in the system, it is important to ensure any potentially incorrect behavior, as well as any unforeseen interactions cannot cause interference in unrelated parts of the system [RS\_SAF\_10008][11]. As [AUTOSAR Adaptive Platform](#) also strives to allow consolidation of several functions on the same machine, ensuring Freedom From Interference is a key property to maintain.

However, [AUTOSAR Adaptive Platform](#) cannot support all mechanisms as described in this overview chapter in a standardized way, because the availability highly depends on the used Operating System.

In addition, it is important to consider that [Execution Management](#) is only responsible for the correct configuration of the [Machine](#). However, enforcing the associated restrictions is usually done by either the [Operating System](#) or another [Application](#) like the Persistency service.

Some mechanisms that could be standardized will not yet be defined in this release.

### 7.7.1 Resource Configuration

This section provides an overview on resource assignment to [Modelled Processes](#). The resources considered in this specification are:

- RAM (e.g. for code, data, thread stacks, heap)
- CPU time

Other resources like persistent storage or I/O usage are also relevant, but are currently out of scope for this specification.

In general, we need to distinguish between two resource demand values:

- Minimum resources, which need to be guaranteed so the process can reach its Running state and perform its basic functionality.
- Maximum resources, which might be temporarily needed and shall not be exceeded at any time, otherwise an error can be assumed.

The following stakeholders are involved in resource management:

- Application Developer

The Application developer should know how much memory (RAM) and computing resources the [Modelled Processes](#) need to perform their tasks within a specific time. This needs to be specified in the Application description (which can be the pre-integration stage of the [Execution Manifest](#)) which is handed over to the integrator. Additional constraints like a deadline for finishing a specific task, e.g. cycle time, will usually also be configured here.

However, the exact requirements may depend on the specific use case, e.g.

- The RAM consumption might depend on the intended use, e.g. a video filter might be configurable for different video resolutions, so the resource needs might vary within a range.
- The computing power required depends on the processor type. i.e. the resource demands need to be converted into a computing time on that specific hardware. Possible parallel thread execution on different cores also needs to be considered here.

Therefore, while the Application developer should be able to bring estimates regarding the resource consumption, a precise usage cannot be provided out of context.

- Integrator

The integrator knows the specific platform and its available resources and constraints, as well as other applications which may run at the same time as the [Modelled Processes](#) to be configured. The integrator should assign available resources to the applications which can be active at the same time, which is closely related to [State Management](#) configuration, see section 7.5. If not enough resources are available at any given time to fulfill the maximum resource needs of all running [Modelled Processes](#), assuming they are actually used by the [Modelled Processes](#), several steps have to be considered:

- Assignment of resource criticality to [Modelled Processes](#), depending on safety and functional requirements.
- Depending on the Operating System, maximum resources which cannot be exceeded by design (e.g. Linux cgroups) can be assigned to a process or a group of [processes](#).
- A scheduling policy has to be applied, so threads of [processes](#) with high criticality get guaranteed computing time and finish before a given deadline, while threads of less critical [processes](#) might not. For details see section 7.7.3.1.
- If the summarized maximum RAM needs of all [processes](#), which can be running in parallel at any given time, exceeds the available RAM, this cannot be solved easily by prioritization, since memory assignment to low critical [processes](#) cannot just be removed without compromising the [process](#). However, it should be ensured that [processes](#) with high criticality have ready access to their maximum resources at any time, while lower criticality [processes](#) need to share the remaining resources. For details see 7.7.3.4.

Based on the above, all the resource configuration elements are to be configured during platform integration, most probably by the Integrator. To group these configuration elements, we define a [ResourceGroup](#). It may have several properties configured

to enable restricting [Applications](#) running in the group. Subsequently, each [Modelled Process](#) is required to belong to a [ResourceGroup](#), clarifying how the [Application](#) will be constrained at the system level.

**[SWS\_EM\_02102] Memory control** [[Execution Management](#) shall use [ResourceGroup.memUsage](#) to configure the maximum amount of RAM available for all [processes](#) in the [ResourceGroup](#) before loading any [process](#) from the [ResourceGroup](#).] ([RS\\_EM\\_00005](#))

If a [ResourceGroup](#) does not have a configured RAM limit, then the [processes](#) are only bound by their implicit memory limit.

**[SWS\_EM\_02103] CPU usage control** [[Execution Management](#) shall use [ResourceGroup.cpuUsage](#) to configure the maximum amount of CPU time available for all [processes](#) in each [ResourceGroup](#) before loading any [process](#) from the [ResourceGroup](#).] ([RS\\_EM\\_00005](#))

If [ResourceGroup](#) does not have a configured CPU usage limit, then the [processes](#) are only bound by their implicit CPU usage limit (priority, scheduling scheme...).

Because scheduling is done in very different ways depending on the [Operating System](#), the specific algorithm for scheduling as well as limiting the CPU usage is not described [[SWS\\_OSI\\_02002](#)].

The intention of [ResourceGroup](#) is that limits are never reached and the [ResourceGroup](#) limits shall be configured by the integrator, based on measurement, not worst-case execution time.

## 7.7.2 Resource Monitoring

As far as technically possible, the resources which are actually used by a [process](#) should be controlled at any given time. For the entire system, the monitoring part of this activity is fulfilled by the Operating System. For details on CPU time monitoring see [7.7.3.1](#). For RAM monitoring see [7.7.3.4](#). The monitoring capabilities depend on the used Operating System. Depending on system requirements and safety goals, an appropriate Operating System has to be chosen and configured accordingly, in combination with other monitoring mechanisms (e.g. for execution deadlines) which are provided by [Platform Health Management](#).

Resource monitoring can serve several purposes, e.g.

- Detection of misbehavior of the monitored [process](#) to maintain the provided functionality and guarantee functional safety.
- Protection of other parts of the system by isolating the erroneous [processes](#) from unaffected ones to avoid resource shortage.

For [processes](#) which are attempting to exceed their configured maximum resource needs (see [7.7.1](#)), one of the following alternatives is valid:

- The resource limit violation is considered as a failure and recovery actions may need to be initiated. Therefore the specific violation gets reported to the [State Management](#), which then starts recovery actions.
- If the OS provides a way to limit resource consumption of a [process](#) or a group of [processes](#) by design, explicit external monitoring is usually not necessary and often not even possible. Instead, the limitation mechanisms make sure that resource availability for other parts of the system is not affected by failures within the enclosed [processes](#). When such by-design limitation is used, monitoring mechanisms may still be used for the benefit of the platform, but are not required. Self-monitoring and out-of-process monitoring is currently out-of-scope in [AUTOSAR Adaptive Platform](#).

### 7.7.3 Application-level Resource Configuration

We need to be able to configure minimum, guaranteed resources (RAM, computing time) and maximum resources. In case Time or Full Determinism is required, the maximum resource needs are guaranteed.

#### 7.7.3.1 CPU Usage

CPU usage is represented in a process by its threads. Generally speaking, [Operating Systems](#) use some properties of each thread's configuration to determine when to run it, and additionally constrain a group of threads to not use more than a defined amount of CPU time. Because threads may be created at runtime, only the first thread can be configured by [Execution Management](#).

#### 7.7.3.2 Core Affinity

**[SWS\_EM\_02104] Core affinity** [[Execution Management](#) shall configure the Core affinity of the [process](#) initial thread (restricting it to a sub-set of cores in the system) based on the configuration [ProcessToMachineMapping.shallRunOn](#) and [ProcessToMachineMapping.shallNotRunOn](#).] ([RS\\_EM\\_00008](#))

Requirement [\[SWS\\_EM\\_02104\]](#) permits the initial thread (the “main” thread of the process) to be bound to certain cores [\[SWS\\_OSI\\_01012\]](#). Depending on the capabilities of the [Operating System](#) the sub-set could be a single core. If the [Operating System](#) does not support binding to specific cores then the only supported sub-set is the entire set of cores.

### 7.7.3.3 Scheduling

Currently available POSIX compliant [Operating Systems](#) offer the scheduling policies required by POSIX, and in most cases additional, but different and incompatible scheduling strategies. This means for now, the required scheduling properties need to be configured individually, depending on the chosen OS.

Moreover, scheduling strategy is defined per thread and the POSIX standard allows for modifying the scheduling policy at runtime for a given thread, using `pthread_setschedparam()`. It is therefore not currently possible for the [AUTOSAR Adaptive Platform](#) to enforce a particular scheduling strategy for an entire process, but only for its first thread.

**[SWS\_EM\_01014] Scheduling policy** [[Execution Management](#) shall configure the process scheduling policy (when launching a [process](#)) based on the relevant configuration `StartupConfig.schedulingPolicy`.] ([RS\\_EM\\_00002](#))

For the detailed definitions of these policies, refer to [12]. Note, `SCHED_OTHER` shall be treated as non real-time scheduling policy, and actual behavior of the policy is implementation specific. It should not be assumed that the scheduling behavior is compatible between different [AUTOSAR Adaptive Platform](#) implementations, except that it is a non real-time scheduling policy in a given implementation.

- **[SWS\_EM\_01041] Scheduling FIFO** [[Execution Management](#) shall be able to configure FIFO scheduling using policy `SCHED_FIFO`.] ([RS\\_EM\\_00002](#))
- **[SWS\_EM\_01042] Scheduling Round-Robin** [[Execution Management](#) shall be able to configure round-robin scheduling using policy `SCHED_RR`.] ([RS\\_EM\\_00002](#))
- **[SWS\_EM\_01043] Scheduling Other** [[Execution Management](#) shall be able to configure non real-time scheduling using policy `SCHED_OTHER`.] ([RS\\_EM\\_00002](#))

Note that the Scheduling Policies specified here are the minimal set. Depending on the OS there may be more Scheduling Policies configurable.

While scheduling policies are not a sufficient method to guarantee Full Determinism, they contribute to improve it. While the aim is to limit CPU time for a process, scheduling policies apply to threads.

Note that while [Execution Management](#) will ensure the proper configuration for the first thread (that calls the `main()` function), it is the responsibility of the [process](#) itself to properly configure secondary threads.

**[SWS\_EM\_01015] Scheduling priority** [[Execution Management](#) shall support the configuration of a scheduling priority when launching a [process](#) based on the relevant configuration `StartupConfig.schedulingPriority`.] ([RS\\_EM\\_00002](#))

The available priority range and actual meaning of the scheduling priority depends on the selected scheduling policy, see [constr\_1692], [TPS\_MANI\_01061] and [TPS\_MANI\_01188] in [3].

#### 7.7.3.3.1 Resource Management

In general, for deterministic behavior the required computing time is guaranteed and violations are treated as errors, while best-effort subsystems are more robust and might be able to mitigate sporadic violations, e.g. by continuing the calculation at the next activation, or by providing a result of lesser quality. This means, if time (e.g. deadline or runtime budget) monitoring is in place, the reaction on deviations is different for deterministic and best-effort subsystems.

In fact, it may not even be necessary to monitor best-effort subsystems, since they by definition are doing only a function that may not succeed. This leads to an architecture where monitoring is an optional property.

The remaining critical property however is to guarantee that a particular process or set of processes cannot adversely affect the behavior of other processes.

To guarantee Full Determinism for the entire system, it is important to ensure Freedom From Interference, which the `ResourceGroup` contribute to ensure through the optional partitioning of available CPU and memory for the processes mapped to the group [SWS\_EM\_02108].

**[SWS\_EM\_02106] ResourceGroup assignment** [Execution Management shall configure the `process` according to its `ResourceGroup` membership.] (RS\_EM\_00005)

#### 7.7.3.4 Memory Budget and Monitoring

`processes` require memory for their execution (e.g. code, data, heap, thread stacks). Over the course of its execution however, not all of this memory is required at all times, such that an OS can take advantage of this property to make these ranges of memory available on-demand, and provide them to other `processes` when the memory is no longer used.

While this has clear advantages in terms of system flexibility as well as memory efficiency, it is also in the way of both Time Determinism and Full Determinism: when a range of memory that was previously unused should now be made available, the OS may have to execute some amounts of potentially-unbounded activities to make this memory available. Often, the reverse may also be happening, removing previously available (but unused) memory from the `process` under scope, to make it available to other `processes`. This is detrimental to an overall system determinism.

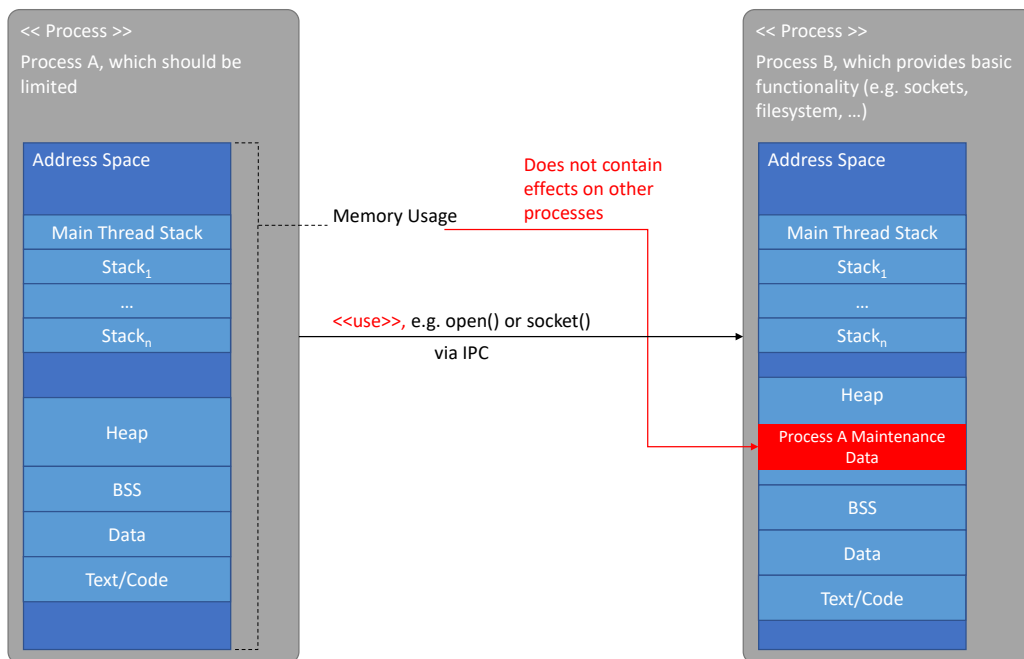


Execution Management should ensure that the entire memory range that deterministic processes may be using is available at the start and for the whole duration of the respective process execution.

Applications not configured to be deterministic may be mapped on-demand.

In order to provide sufficient memory at the beginning of the execution of a process, some properties may need to be defined for each process.

**[SWS\_EM\_02108] Maximum memory usage** [Execution Management shall configure the Maximum memory usage of the process according to the configuration item `Process.stateDependentStartupConfig.resourceConsumption.memoryUsage`.] (RS\_EM\_00005)



**Figure 7.27: Memory Usage.**

The `resourceConsumption.memoryUsage` is the amount of memory which can be allocated by the process itself. Please be aware, depending on the OS and its configuration this does not necessarily contain all the memory the process can allocate within the system. For example in an OS where common functionality like a file system is implemented on process level, the restricted process might still lead to memory allocations within the process providing the file system.

On POSIX OS the memory limit is typically restricted by the resource `RLIMIT_AS`.

**[SWS\_EM\_02109] process pre-mapping** [Execution Management shall pre-map a process if `Process.preMapping` is set to true.] (RS\_EM\_00005)

Fully pre-mapping a Modelled Process ensures that code and data execution is not going to be delayed at its first execution by demand-loading. This helps providing Time Determinism during system startup and first execution phases, but also helps



with safety where code handling error cases can be preloaded and made guaranteed to be available. In addition, pre-mapping avoids late issues where filesystem may be corrupted and part of the [Modelled Process](#) may not be loadable anymore.

### 7.7.3.5 Working Folder

The working folder of a process is not defined by configuration but rather is deliberately left as an implementation-specific element. The required PSE51 POSIX profile does not define that an (Adaptive) [Application](#) may use the path or file argument for any function using a file pathname (e.g., `open`), instead only to specify the name of the object without any file system semantics implied.

The PSE51 POSIX profile does not require the existence of a file system. Consequently, paths in [Adaptive Applications](#) merely identify objects (e.g. in calls to `open()` or `stat()`). The usage of sub-parts of a given path (e.g. `"/data"` when `"/data/config.dat"` was given) is implementation-defined.

## 7.8 Fault Tolerance

### 7.8.1 Introduction

#### What is Fault-Tolerance?

The method of coping with faults within a large-scale software system is termed fault tolerance.

The model adopted for `Execution Management` is outlined in [13].

This section provides context to the application of fault tolerance concepts with respect to `Execution Management` and perspective on how this contributes in overall platform instance's dependability.

Platform-wide Service Oriented Architecture fault tolerance aspects are outside the scope of this document and are not further addressed.

### 7.8.2 Scope

`Execution Management` has a crucial influence on overall system behavior of the AUTOSAR Adaptive Platform.

The effect of erroneous functionality, within `Execution Management` can have very different severity depending on operational mode and fault type. For example, a fault identified by `Execution Management` may have a local effect, influencing an independent process only, or may become a root cause for a `Machine` wide failure.

It is therefore necessary not to specify only correct behavior but also to introduce alternative behavior in case of deviations.

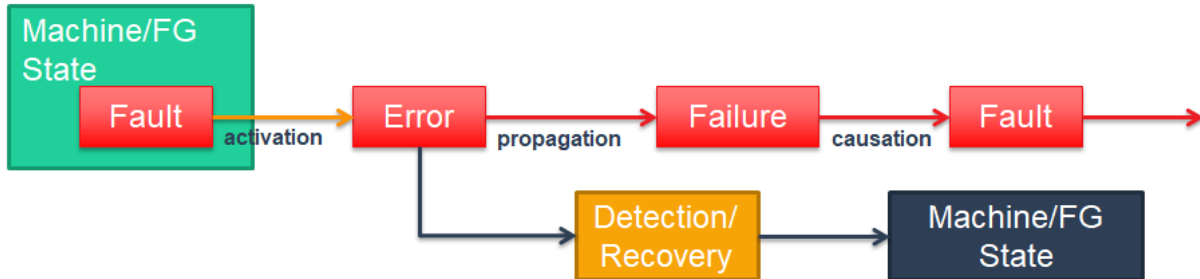
Such mechanisms address a broad spectrum of concerns that emerge during `Machine` and `process` Life Cycle Management.

The AUTOSAR Adaptive Platform architecture is composed of two levels; `Application` and `Platform Instance`. The `Application` level constitutes cooperative `Applications` intended to satisfy overall system's needs and objectives and represents a service level in vehicle context. The `Platform Instance` level as a reusable asset providing basic capabilities and platform level services. Fault tolerance within `Execution Management` is therefore required to handle both levels.

### 7.8.3 Threat Model

The main threats which leading to incorrect behavior of software - whether `Application` or `Platform Instance` - is the presence of systematic defects or faults i.e. those incorporated during design phase and remaining dormant until deployment. Other sources of faults include physical faults, e.g. random hardware failures, that

might influence resource allocation and correct execution, and interaction faults which can be a source for incorrect state transition requests.



**Figure 7.28: General Fault Tolerance scheme.**

From the perspective of Execution Management, fault activation occurs when resulting Function Group State or combination of such is requested. Due to the different nature of faults, these can lead to various types of deviations from expected functional behavior and finally result in erroneous system functionality either in terms of correct computational results or timing response.

In general, the implementation of fault tolerance mechanism is based on two consistent steps - Error Detection and subsequent Error Recovery. The major focus of Error Detection during Design Phase activities and thus the focus of Fault Tolerance in this specification is on the analysis of potential Failure Modes and the consequent error detection mechanisms that should later be incorporated into the implementation.

In contrast, Error Recovery consists of actions that should be taken in order to restore the system's state where the system can once again perform correct service delivery. Binding of Error Detection and Recovery Actions should be a subject of platform wide fault tolerance model.

**Remark:**The remainder of this section is the subject for elaboration for the next release of this specification. Provision for fault-tolerance mechanisms will consider possible faults, how they can lead to errors within Execution Management and the mechanisms that are introduced to ensure error detection.

#### 7.8.4 Execution Management internal Error handling

From System design point of view it is useful to have an Execution Management/OS internal Unrecoverable State, which can be entered by Execution Management when it has no other course of action. The Unrecoverable State is only triggered by Execution Management.

**[SWS\_EM\_02032]** On entry to the Unrecoverable State, [Execution Management shall invoke a pre-cleanup action.](RS\_EM\_00150)

**[SWS\_EM\_02033]** After execution of the pre-cleanup action, [all processes managed by Execution Management shall be shutdown.](RS\_EM\_00150)

**[SWS\_EM\_02034] After all processes managed by Execution Management terminated, [a post-cleanup action shall be called.] (RS\_EM\_00150)**

The mechanism for invoking pre- and post-cleanup function is Platform specific. There is no requirement on which actions should be taken at each stage.

It is not possible to give an exhaustive of list of when the `Unrecoverable State` is entered. Potential examples when the `Unrecoverable State` should be entered include:

- The underlying OS is not functioning as expected – for example failure of SIGKILL (i.e. `Execution Management` cannot kill processes).
- `Execution Management` has lost the ability to read the processed manifest, i.e. nothing can be started / stopped.
- `Execution Management` cannot deliver responses (i.e. result of the requested `Function Group` state transitions) to `State Management`. Essentially `Execution Management` will never respond back to SM for technical reasons.
- Trusted platform configuration cannot be read meaning `Execution Management` does not know it should run in a `strictMode` or `monitorMode`.

Note: `Unrecoverable State` should not be entered if `Execution Management` can normally communicate with `State Management` – in this case it is `State Management`'s responsibility to handle system errors (i.e. failed startup attempts).

## 7.9 Security

### 7.9.1 Trusted Platform

From a security perspective, it is essential that all software executed on the Adaptive Platform is trusted, i.e. the integrity and authenticity of the software is ensured.

[Execution Management](#) - as the entity responsible for [process](#) creation - has to take over this task.

A key requirement for a trusted Adaptive Platform is a Trust Anchor on the [Machine](#) that is authentic by definition (hence that alternative name, "root of trust"). A Trust Anchor is often realized as a public key stored in a secure environment, e.g. in non-modifiable persistent memory or in an HSM. The trust has to be passed to [Execution Management](#) by appropriate means, e.g. by a chain of trust. If the [Machine](#) does not exhibit a Trust Anchor, it cannot be ensured that the Adaptive Platform is trusted.

**[SWS\_EM\_02299] Availability of a Trust Anchor** [If there is no Trust Anchor available on the [Machine](#), the following requirements may be ignored: [\[SWS\\_EM\\_02300\]](#), [\[SWS\\_EM\\_02301\]](#), [\[SWS\\_EM\\_02302\]](#), [\[SWS\\_EM\\_02303\]](#), [\[SWS\\_EM\\_02305\]](#), [\[SWS\\_EM\\_02306\]](#), [\[SWS\\_EM\\_02307\]](#), [\[SWS\\_EM\\_02308\]](#), [\[SWS\\_EM\\_02309\]](#).] ([RS\\_EM\\_00014](#))

There are many ways to verify the integrity and authenticity of the Adaptive Platform. A [Trusted Platform](#) can be realized e.g. (but not limited to) by

- Verification of the complete Ramdisk by the Bootloader
- Verification of individual [Executables](#) and data files, e.g. using OS-functionalities or a trusted third-party process
- Verification of individual memory pages upon being loaded, e.g. using OS-functionalities or a trusted third-party process

**[SWS\_EM\_02300] Integrity and Authenticity of Machine configuration** [[Execution Management](#) shall ensure that the integrity and authenticity of Machine information from the processed [Manifests](#) are checked before use.] ([RS\\_EM\\_00014](#), [RS\\_EM\\_00015](#))

**[SWS\_EM\_02301] Integrity and Authenticity of each Executable** [[Execution Management](#) shall ensure that for every [process](#) that is about to be started, the integrity and authenticity of the [Executable](#) itself are checked.] ([RS\\_EM\\_00014](#), [RS\\_EM\\_00015](#))

**[SWS\_EM\_02302] Integrity and Authenticity of shared objects** [[Execution Management](#) shall ensure that for every [process](#) that is about to be started, the integrity and authenticity of each related shared object are checked.] ([RS\\_EM\\_00014](#), [RS\\_EM\\_00015](#))

**[SWS\_EM\_02303] Integrity and Authenticity of processed Execution Manifest configurations** [[Execution Management](#) shall ensure that for every [process](#) that

is about to be started, the integrity and authenticity of its corresponding processed `Manifests` are checked.]([RS\\_EM\\_00014](#), [RS\\_EM\\_00015](#))

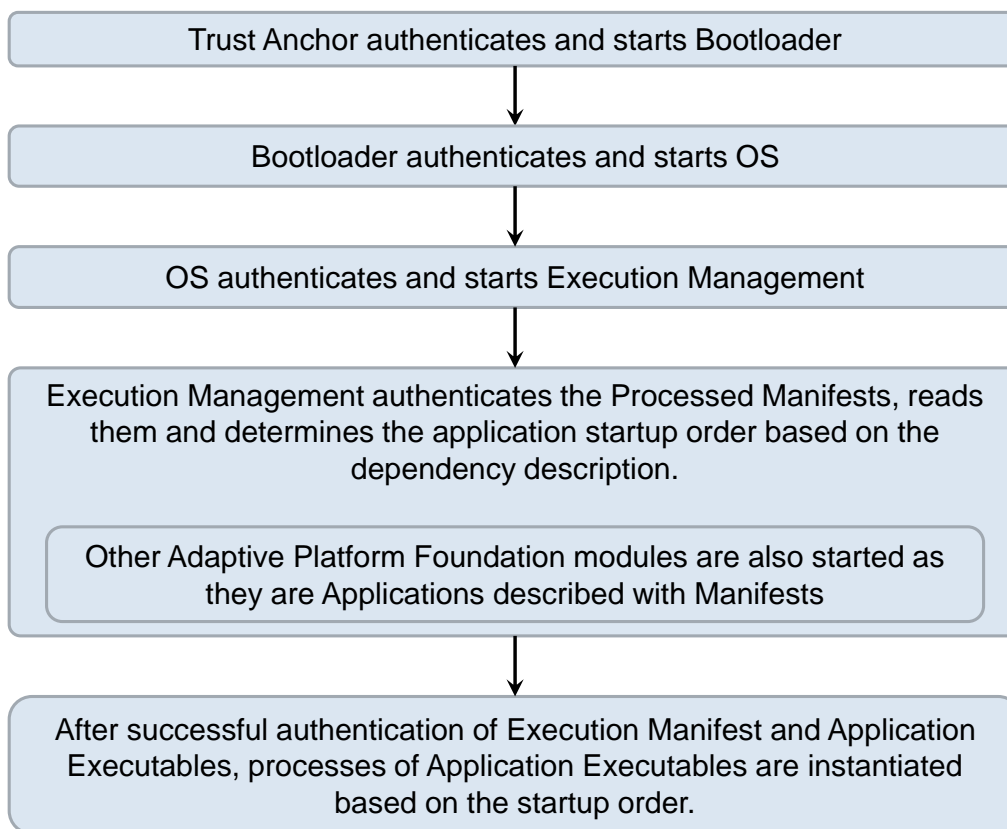
The information validated by [[SWS\\_EM\\_02303](#)] includes all manifest information, e.g. Service Instance information, and not just the information directly used by `Execution Management`.

From a security perspective, the rationale for choosing these items is as follows:

- `Executables`: Modifying the Executable itself allows an attacker to execute arbitrary code on the machine;
- Manifests: `Machine Manifests`, `Execution Manifests` and `Service Instance Manifests` describe what and how something should be executed and are thus an obvious attack vector on the Adaptive Platform;
- Shared Objects: Shared objects can either contain code that is executed within the context of the `process` or data that (potentially) influences the execution of a `process` accessing this data. A modified shared object could consequently be used to compromise the system.

In order to establish a `Trusted Platform`, it must be ensured that only trusted software is launched. Therefore, a system designer has to ensure that `Execution Management` is started authentically. For instance, this could be realized by a chain of trust as described in [14].

`Execution Management` in turn has to ensure that all `Executable` code on the Adaptive Platform is authenticated before being executed. The complete authenticated start-up sequence looks like this:



**Figure 7.29: Authenticated start-up sequence**

The integrity and authenticity of persistent data stored by applications is not considered here. The [Functional Cluster](#) Persistency takes care of the integrity of this data.

### 7.9.1.1 Handling of failed authenticity checks

If the integrity and authenticity has been verified successfully, the system has to continue with its regular start-up process. If the integrity and authenticity check has failed, however, [Execution Management](#) offers a configuration option on how to proceed with the start-up process.

**[SWS\_EM\_02305] Failed authenticity checks** [[Execution Management](#) shall select the trusted platform mode based on the value of `Machine.trustedPlatformExecutableLaunchBehavior`.] ([RS\\_EM\\_00014](#), [RS\\_EM\\_00015](#))

The configuration of the three modes is done via the `trustedPlatformExecutableLaunchBehavior` attribute within the [Processed Manifest](#). The configuration option is only allowed to be processed after the integrity and authenticity of the relevant [Processed Manifest](#) has been verified.

These three modes of the `Machine.trustedPlatformExecutableLaunchBehavior` are:

- `monitorMode`
- `noTrustedPlatformSupport`
- `strictMode`

**[SWS\_EM\_02306]{DRAFT} Launch Behavior Validation** [`Execution Management` shall stop the start-up sequence of the Adaptive Platform if the integrity or authenticity check of the `Processed Manifest` containing the `trustedPlatformExecutableLaunchBehavior` selection has failed and switch to the unrecoverable state.](*RS\_EM\_00014, RS\_EM\_00015*)

The integrity and authenticity check applies to all trusted platform modes; to do otherwise would leave the system open to attacks that maliciously corrupt the Manifest information. Reaction to a failure is limited as, by definition, no Adaptive Applications other than `Execution Management` are running and hence are restricted to implementation defined actions such as OS-level logging.

#### 7.9.1.1.1 Monitor Mode

In `monitorMode`, the integrity and authenticity checks are performed, but the start-up process is not affected. Hence, the Adaptive Platform starts up even if the file system has been compromised.

**[SWS\_EM\_02556] Monitor Mode** [In `monitorMode`, if a check ([`SWS_EM_02300`], [`SWS_EM_02301`], [`SWS_EM_02302`] and [`SWS_EM_02303`]) fails then `Execution Management` shall log the failure and continue regular startup of the Adaptive Platform.](*RS\_EM\_00014, RS\_EM\_00015*)

`monitorMode` is useful when the integrator wants the system to keep running, even if the platform is not considered trusted. In this case, the integrator might use additional measures outside the scope of Adaptive AUTOSAR, like e.g. restricted key access when using an HSM that supports this feature.

`monitorMode` is also useful during development phase, when frequent changes on the Adaptive Platform are performed and keeping the authentication tag (e.g. signatures) valid is a tedious task.

#### 7.9.1.1.2 Strict Mode

In `strictMode`, the Adaptive Platform ensures that no `processes` are executed, where the integrity and authenticity of the corresponding `Executable`, manifests or linked library could not be verified.



**[SWS\_EM\_02307]{DRAFT} Strict Mode - Execution manifest** [In `strictMode`, `Execution Management` shall not initiate the execution of an Executable if the integrity or authenticity check of the corresponding processed `Execution Manifest` has failed.](*RS\_EM\_00014*)

**[SWS\_EM\_02308]{DRAFT} Strict Mode - Service Instance manifests** [In `strictMode`, `Execution Management` shall not initiate the execution of an Executable if the integrity or authenticity check of at least one of the corresponding processed `Service Instance Manifests` has failed.](*RS\_EM\_00014*)

**[SWS\_EM\_02309]{DRAFT} Strict Mode - Executables** [In `strictMode`, `Execution Management` shall start a `process` only if the integrity and authenticity of the corresponding `Executable` was successfully verified.](*RS\_EM\_00014*)

Executable code can be provided by executables and by statically linked shared objects linked by the executable. `Execution Management` cannot determine dynamically linked shared objects and thus these needs to be validated through an alternative, implementation specific, mechanism.

Example: Consider an Adaptive Platform in `strictMode`. `Execution Management` has started several `Executables` after successfully verifying the integrity and authenticity of the `Executable`, its related shared objects and its processed `Execution Manifest`. Now, `Execution Management` wants to start another `Executable`, where the authenticity check has failed. `Execution Management` does not launch this `Executable`, because it is not trusted. The other `Executables` that passed the authenticity check may however continue to run. When `Execution Management` attempts to start another `Executable` it can be started as long as all authenticity checks are passed.

## 7.9.2 Identity and Access Management

Following the "Principle of Least Privilege", Identity and Access Management (IAM) [15] was introduced in the Adaptive Platform. IAM allows to assign permissions to `Modelled Processes` for accessing public Interfaces from Functional Clusters. Hence, `Modelled Processes` have to be identifiable during runtime in order to lookup and enforce permissions accordingly.

`Execution Management` starts `processes` based on `Modelled Processes`. Hence `Execution Management` is able to maintain the association between the two. `Execution Management` supports IAM by revealing information about this association. This allows IAM to authenticate processes during runtime with the help of the operating system and `Execution Management`.

**[SWS\_EM\_02400] Properties of IAM-configuration assigned to processes** [`Execution Management` shall associate the *identity* of a specific `Modelled Process` with the identity of the corresponding `process` during `process` creation.](*RS\_EM\_00011*, *RS\_EM\_00015*)

The form of identity is implementation specific but could, for example, be the process identifier, a cryptographic token, user ID, etc.

Based on implementation requirements, [Execution Management](#) may expose interfaces that allow IAM to retrieve information about the association between [process](#) and [Modelled Process](#) identity. The exact form of this interface is implementation defined.

## 8 API specification

### 8.1 Type Definitions

#### 8.1.1 ExecutionState

##### [SWS\_EM\_02000] Definition of API enum `ara::exec::ExecutionState` [

<b>Kind:</b>	enumeration	
<b>Header file:</b>	#include "ara/exec/execution_client.h"	
<b>Forwarding header file:</b>	#include "ara/exec/exec_fwd.h"	
<b>Scope:</b>	namespace <code>ara::exec</code>	
<b>Symbol:</b>	<code>ExecutionState</code>	
<b>Underlying type:</b>	<code>std::uint8_t</code>	
<b>Syntax:</b>	<code>enum class ExecutionState : std::uint8_t {...};</code>	
<b>Values:</b>	<code>kRunning= 0</code>	After a Process has been started by Execution Management, it reports <code>ExecutionState kRunning</code> .
<b>Description:</b>	Defines the internal states of a Process (see 7.3.1). Scoped Enumeration of <code>uint8_t</code> .	

]([RS\\_EM\\_00103](#), [RS\\_AP\\_00134](#))

Please note that `ExecutionState` includes only states reportable by the `process` to `Execution Management` and therefore does not include enumerations e.g. the "Initializing" state mentioned in figure 7.3 and 7.13, which are an implied states for `Execution Management`. The Initializing state starts when `process` is first scheduled (so no code executed yet) and ends when `kRunning` is reported ([SWS\_EM\_01004]). The Terminating state starts when termination is requested by `Execution Management` and ends when the `process` terminates ([SWS\_EM\_01404]). For the reasons mentioned, `Execution Management` assumes that `process` is in initializing state until `kRunning` will be reported by it.

#### 8.1.2 ActivationReturnType

##### [SWS\_EM\_02201]{OBSOLETE} Definition of API enum `ara::exec::ActivationReturnType` [

<b>Kind:</b>	enumeration	
<b>Header file:</b>	#include "ara/exec/deterministic_client.h"	
<b>Forwarding header file:</b>	#include "ara/exec/exec_fwd.h"	
<b>Scope:</b>	namespace <code>ara::exec</code>	
<b>Symbol:</b>	<code>ActivationReturnType</code>	
<b>Underlying type:</b>	<code>std::uint32_t</code>	
<b>Syntax:</b>	<code>enum class ActivationReturnType : std::uint32_t {...};</code>	





<b>Values:</b>	kRegisterServices= 0	application shall register communication services(this must be the only occasion for performing service registering)
	kServiceDiscovery= 1	application shall do communication service discovery (this must be the only occasion for performing service discovery)
	kInit= 2	application shall initialize its internal data structures (once)
	kRun= 3	application shall perform its normal operation
	kTerminate= 4	deterministic execution shall terminate
<b>Description:</b>	Defines the return codes for WaitForActivation operations. Scoped Enumeration of uint32_t.	

]([RS\\_EM\\_00052](#), [RS\\_AP\\_00122](#), [RS\\_AP\\_00143](#), [RS\\_AP\\_00129](#), [RS\\_AP\\_00154](#))

### 8.1.3 DeterministicClient::TimeStamp

[SWS\_EM\_02203]{OBSOLETE} **Definition of API type ara::exec::DeterministicClient::TimeStamp** [

<b>Kind:</b>	type alias
<b>Header file:</b>	#include "ara/exec/deterministic_client.h"
<b>Scope:</b>	<a href="#">class ara::exec::DeterministicClient</a>
<b>Symbol:</b>	TimeStamp
<b>Syntax:</b>	using TimeStamp = std::chrono::time_point<ara::core::SteadyClock>;
<b>Description:</b>	Time stamp of deterministic cycles .

]([RS\\_EM\\_00052](#), [RS\\_EM\\_00053](#), [RS\\_AP\\_00122](#), [RS\\_AP\\_00127](#))

### 8.1.4 ExecutionError

[SWS\_EM\_02541]{DRAFT} **Definition of API type ara::exec::ExecutionError** [

<b>Kind:</b>	type alias
<b>Header file:</b>	#include "ara/exec/execution_error_event.h"
<b>Scope:</b>	namespace ara::exec
<b>Symbol:</b>	ExecutionError
<b>Syntax:</b>	using ExecutionError = std::uint32_t;
<b>Description:</b>	Represents the execution error.

]([RS\\_EM\\_00101](#), [RS\\_AP\\_00122](#), [RS\\_AP\\_00154](#))

### 8.1.5 ExecutionErrorEvent

#### [SWS\_EM\_02544] Definition of API class ara::exec::ExecutionErrorEvent [

<b>Kind:</b>	struct
<b>Header file:</b>	#include "ara/exec/execution_error_event.h"
<b>Forwarding header file:</b>	#include "ara/exec/exec_fwd.h"
<b>Scope:</b>	namespace ara::exec
<b>Symbol:</b>	ExecutionErrorEvent
<b>Syntax:</b>	struct ExecutionErrorEvent final {...};
<b>Description:</b>	Represents an execution error event which happens in a Function Group.

]([RS\\_EM\\_00101](#), [RS\\_AP\\_00116](#), [RS\\_AP\\_00122](#), [RS\\_AP\\_00124](#), [RS\\_AP\\_00140](#), [RS\\_AP\\_00154](#))

#### 8.1.5.1 ExecutionErrorEvent::executionError

#### [SWS\_EM\_02545]{DRAFT} Definition of API variable ara::exec::ExecutionErrorEvent::executionError [

<b>Kind:</b>	variable
<b>Header file:</b>	#include "ara/exec/execution_error_event.h"
<b>Scope:</b>	<a href="#">struct ara::exec::ExecutionErrorEvent</a>
<b>Symbol:</b>	executionError
<b>Type:</b>	<a href="#">ExecutionError</a>
<b>Syntax:</b>	ExecutionError executionError;
<b>Description:</b>	The execution error of the Process which unexpectedly terminated .

]([RS\\_EM\\_00101](#), [RS\\_AP\\_00124](#))

#### 8.1.5.2 ExecutionErrorEvent::functionGroup

#### [SWS\_EM\_02546]{DRAFT} Definition of API variable ara::exec::ExecutionErrorEvent::functionGroup [

<b>Kind:</b>	variable
<b>Header file:</b>	#include "ara/exec/execution_error_event.h"
<b>Scope:</b>	<a href="#">struct ara::exec::ExecutionErrorEvent</a>
<b>Symbol:</b>	functionGroup
<b>Type:</b>	ara::core::StringView
<b>Syntax:</b>	ara::core::StringView functionGroup;
<b>Description:</b>	The function group in which the error occurred .

]([RS\\_EM\\_00101](#), [RS\\_AP\\_00124](#))

## 8.2 Class Definitions

As specified in [4] AUTOSAR Adaptive Platform requires initialization and deinitialization, see [SWS\_CORE\_10001] and [SWS\_CORE\_10002]. Usage of [Execution Management](#) API before a call to `ara::core::Initialize`, or after `ara::core::Deinitialize` will result in implementation defined behavior, see [SWS\_CORE\_90022] and [SWS\_CORE\_15005].

**[SWS\_EM\_02557]{DRAFT}** [The [Execution Management](#) shall use `ara::core::Initialize` and `ara::core::Deinitialize` and no cluster specific (de)initialization functions.] ([RS\\_AP\\_00155](#), [RS\\_AP\\_00149](#))

### 8.2.1 ExecutionClient class

The Execution State API provides the functionality for a [process](#) to report its state to the [Execution Management](#).

**[SWS\_EM\_02001] Definition of API class `ara::exec::ExecutionClient` [**

<b>Kind:</b>	class
<b>Header file:</b>	<code>#include "ara/exec/execution_client.h"</code>
<b>Forwarding header file:</b>	<code>#include "ara/exec/exec_fwd.h"</code>
<b>Scope:</b>	namespace <code>ara::exec</code>
<b>Symbol:</b>	<code>ExecutionClient</code>
<b>Syntax:</b>	<code>class ExecutionClient final {...};</code>
<b>Description:</b>	Class to implement operations on Execution Client.
<b>Notes:</b>	To eventually implement the Named Constructor Idiom, the developer may either make the default constructor private or delete it and define a non-default constructor.

**]** ([RS\\_EM\\_00103](#), [RS\\_AP\\_00154](#), [RS\\_AP\\_00150](#))

#### 8.2.1.1 ExecutionClient::ExecutionClient

**[SWS\_EM\_02560]{DRAFT}** **Definition of API function `ara::exec::ExecutionClient::ExecutionClient` [**

<b>Kind:</b>	function
<b>Header file:</b>	<code>#include "ara/exec/execution_client.h"</code>
<b>Scope:</b>	<a href="#">class <code>ara::exec::ExecutionClient</code></a>
<b>Symbol:</b>	<code>ExecutionClient(std::function&lt; void()&gt; terminationHandler)</code>
<b>Syntax:</b>	<code>ExecutionClient (std::function&lt; void()&gt; terminationHandler);</code>





<b>Parameters (in):</b>	terminationHandler	Callback which is called if ExecutionClient receives SIGTERM signal. The callback is executed in a background thread. A typical implementation of this callback will set a global flag (and potentially unblock other threads) to perform a graceful termination. The lifetime of the given function has to exceed the lifetime of the ExecutionClient object.
<b>Exception Safety:</b>	not exception safe	
<b>Errors:</b>	ara::exec::ExecErrc::kCommunicationError	Communication error occurred.
	ara::exec::ExecErrc::kInvalidArgument	Given terminationHandler doesn't contain a callable function.
<b>Description:</b>	Regular constructor for ExecutionClient.	

|(RS\_EM\_00103, RS\_AP\_00114, RS\_AP\_00119, RS\_AP\_00120, RS\_AP\_00121, RS\_AP\_00151)

### 8.2.1.2 ExecutionClient::Create

[SWS\_EM\_02562]{DRAFT} **Definition of API function ara::exec::ExecutionClient::Create** [

<b>Kind:</b>	function	
<b>Header file:</b>	#include "ara/exec/execution_client.h"	
<b>Scope:</b>	<a href="#">class ara::exec::ExecutionClient</a>	
<b>Symbol:</b>	Create(std::function< void()> terminationHandler)	
<b>Syntax:</b>	static ara::core::Result< <a href="#">ExecutionClient</a> > Create (std::function< void()> terminationHandler) noexcept;	
<b>Parameters (in):</b>	terminationHandler	Callback which is called if ExecutionClient receives SIGTERM signal. The callback is executed in a background thread. A typical implementation of this callback will set a global flag (and potentially unblock other threads) to perform a graceful termination. The lifetime of the given function has to exceed the lifetime of the ExecutionClient object.
<b>Return value:</b>	ara::core::Result< ExecutionClient >	a result that contains either a ExecutionClient object or an error.
<b>Exception Safety:</b>	noexcept	
<b>Errors:</b>	ara::exec::ExecErrc::kCommunicationError	Communication error occurred.
	ara::exec::ExecErrc::kInvalidArgument	Given terminationHandler doesn't contain a callable function.
<b>Description:</b>	Named constructor for ExecutionClient.	
<b>Notes:</b>	This named constructor may call a constructor defined by the developer.	

|(RS\_AP\_00119, RS\_AP\_00120, RS\_AP\_00128, RS\_AP\_00132, RS\_AP\_00139, RS\_AP\_00144, RS\_EM\_00103)

### 8.2.1.3 ExecutionClient::~~ExecutionClient

[SWS\_EM\_02002] Definition of API function ara::exec::ExecutionClient::~~ExecutionClient [

<b>Kind:</b>	function
<b>Header file:</b>	#include "ara/exec/execution_client.h"
<b>Scope:</b>	<a href="#">class ara::exec::ExecutionClient</a>
<b>Symbol:</b>	~ExecutionClient()
<b>Syntax:</b>	~ExecutionClient () noexcept;
<b>Exception Safety:</b>	noexcept
<b>Description:</b>	noexcept destructor

]([RS\\_AP\\_00134](#), [RS\\_AP\\_00145](#), [RS\\_EM\\_00103](#))

### 8.2.1.4 ExecutionClient::ExecutionClient (deleted Copy Constructor)

[SWS\_EM\_02563]{DRAFT} Definition of API function ara::exec::ExecutionClient::ExecutionClient [

<b>Kind:</b>	function
<b>Header file:</b>	#include "ara/exec/execution_client.h"
<b>Scope:</b>	<a href="#">class ara::exec::ExecutionClient</a>
<b>Symbol:</b>	ExecutionClient(const ExecutionClient &)
<b>Syntax:</b>	ExecutionClient (const ExecutionClient &)=delete;
<b>Description:</b>	Suppress default copy construction for ExecutionClient.

]([RS\\_AP\\_00145](#), [RS\\_EM\\_00103](#))

### 8.2.1.5 ExecutionClient::operator= (deleted Copy assignment operator)

[SWS\_EM\_02564]{DRAFT} Definition of API function ara::exec::ExecutionClient::operator= [

<b>Kind:</b>	function
<b>Header file:</b>	#include "ara/exec/execution_client.h"
<b>Scope:</b>	<a href="#">class ara::exec::ExecutionClient</a>
<b>Symbol:</b>	operator=(const ExecutionClient &)
<b>Syntax:</b>	<a href="#">ExecutionClient</a> & operator= (const <a href="#">ExecutionClient</a> &)=delete;
<b>Description:</b>	Suppress default copy assignment for ExecutionClient.

]([RS\\_AP\\_00145](#), [RS\\_EM\\_00103](#))



### 8.2.1.6 ExecutionClient::ExecutionClient (use of default move constructor)

[SWS\_EM\_02580]{DRAFT} Definition of API function ara::exec::ExecutionClient::ExecutionClient [

<b>Kind:</b>	function	
<b>Header file:</b>	#include "ara/exec/execution_client.h"	
<b>Scope:</b>	class ara::exec::ExecutionClient	
<b>Symbol:</b>	ExecutionClient(ExecutionClient &&rval)	
<b>Syntax:</b>	ExecutionClient (ExecutionClient &&rval) noexcept;	
<b>Parameters (in):</b>	rval	reference to move
<b>Exception Safety:</b>	noexcept	
<b>Description:</b>	Intentional use of default move constructor for ExecutionClient.	

]([RS\\_AP\\_00145](#), [RS\\_AP\\_00151](#), [RS\\_EM\\_00103](#))

### 8.2.1.7 ExecutionClient::operator= (use of default move assignment)

[SWS\_EM\_02581]{DRAFT} Definition of API function ara::exec::ExecutionClient::operator= [

<b>Kind:</b>	function	
<b>Header file:</b>	#include "ara/exec/execution_client.h"	
<b>Scope:</b>	class ara::exec::ExecutionClient	
<b>Symbol:</b>	operator=(ExecutionClient &&rval)	
<b>Syntax:</b>	ExecutionClient & operator= (ExecutionClient &&rval) noexcept;	
<b>Parameters (in):</b>	rval	reference to move
<b>Return value:</b>	ExecutionClient &	the new reference
<b>Exception Safety:</b>	noexcept	
<b>Description:</b>	Intentional use of default move assignment for ExecutionClient.	

]([RS\\_AP\\_00145](#), [RS\\_AP\\_00151](#), [RS\\_EM\\_00103](#))

### 8.2.1.8 ExecutionClient::ReportExecutionState

[SWS\_EM\_02003] Definition of API function ara::exec::ExecutionClient::ReportExecutionState [

<b>Kind:</b>	function	
<b>Header file:</b>	#include "ara/exec/execution_client.h"	
<b>Scope:</b>	class ara::exec::ExecutionClient	
<b>Symbol:</b>	ReportExecutionState(ExecutionState state)	
<b>Syntax:</b>	ara::core::Result< void > ReportExecutionState (ExecutionState state) const noexcept;	





<b>Parameters (in):</b>	state	Value of the Execution State
<b>Return value:</b>	ara::core::Result< void >	An instance of ara::core::Result. The instance holds an ErrorCode containing either one of the specified errors or a void-value.
<b>Exception Safety:</b>	noexcept	
<b>Errors:</b>	ara::exec::ExecErrc::kCommunicationError	Communication error between Application and Execution Management, e.g. unable to report state for Non-reporting Process.
	ara::exec::ExecErrc::kInvalidTransition	Invalid transition request (e.g. to Running when already in Running state)
<b>Description:</b>	Interface for a Process to report its internal state to Execution Management.	

|(RS\_EM\_00103, RS\_AP\_00119, RS\_AP\_00120, RS\_AP\_00121, RS\_AP\_00128, RS\_AP\_00132, RS\_AP\_00139)

## 8.2.2 WorkerRunnable class

Please note that all requirements in this chapter have been set to obsolete.

The `WorkerRunnable` class provides a base-class defining the expected interface for `DeterministicClient` worker definition.

**[SWS\_EM\_02510]{OBSOLETE} Definition of API class ara::exec::WorkerRunnable**

<b>Kind:</b>	class	
<b>Header file:</b>	#include "ara/exec/worker_runnable.h"	
<b>Forwarding header file:</b>	#include "ara/exec/exec_fwd.h"	
<b>Scope:</b>	namespace ara::exec	
<b>Symbol:</b>	WorkerRunnable	
<b>Syntax:</b>	template <typename ValueType> class WorkerRunnable {...};	
<b>Template param:</b>	typename ValueType	Value type of Container passed to <code>DeterministicClient::RunWorkerPool</code>
<b>Description:</b>	Base-class for implementation of worker runnable for <code>DeterministicClient</code> .	

|(RS\_EM\_00052, RS\_AP\_00116, RS\_AP\_00122, RS\_AP\_00154, RS\_AP\_00150)

### 8.2.2.1 WorkerRunnable::~Destructor

**[SWS\_EM\_02512]{OBSOLETE} Definition of API function ara::exec::WorkerRunnable::~~WorkerRunnable**

<b>Kind:</b>	function	
<b>Header file:</b>	#include "ara/exec/worker_runnable.h"	
<b>Scope:</b>	class ara::exec::WorkerRunnable	



△

<b>Symbol:</b>	~WorkerRunnable()
<b>Syntax:</b>	virtual ~WorkerRunnable ();
<b>Exception Safety:</b>	not exception safe
<b>Description:</b>	Destructor .

](RS\_EM\_00052)

### 8.2.2.2 WorkerRunnable::WorkerRunnable

**[SWS\_EM\_02513]{OBSOLETE} Definition of API function ara::exec::WorkerRunnable::WorkerRunnable [**

<b>Kind:</b>	function
<b>Header file:</b>	#include "ara/exec/worker_runnable.h"
<b>Scope:</b>	class ara::exec::WorkerRunnable
<b>Symbol:</b>	WorkerRunnable(const WorkerRunnable &obj)
<b>Syntax:</b>	WorkerRunnable (const WorkerRunnable &obj)=delete;
<b>Description:</b>	copy constructor

](RS\_EM\_00052)

**[SWS\_EM\_02514]{OBSOLETE} Definition of API function ara::exec::WorkerRunnable::WorkerRunnable [**

<b>Kind:</b>	function
<b>Header file:</b>	#include "ara/exec/worker_runnable.h"
<b>Scope:</b>	class ara::exec::WorkerRunnable
<b>Symbol:</b>	WorkerRunnable(WorkerRunnable &&obj)
<b>Syntax:</b>	WorkerRunnable (WorkerRunnable &&obj)=delete;
<b>Description:</b>	Move constructor.

](RS\_EM\_00052)

**[SWS\_EM\_02511]{OBSOLETE} Definition of API function ara::exec::WorkerRunnable::WorkerRunnable [**

<b>Kind:</b>	function
<b>Header file:</b>	#include "ara/exec/worker_runnable.h"
<b>Scope:</b>	class ara::exec::WorkerRunnable
<b>Symbol:</b>	WorkerRunnable()
<b>Syntax:</b>	WorkerRunnable ();
<b>Exception Safety:</b>	not exception safe
<b>Description:</b>	Constructor .

](RS\_EM\_00052)

### 8.2.2.3 WorkerRunnable::operator= (Copy assignment operator)

[SWS\_EM\_02515]{OBSOLETE} **Definition of API function ara::exec::WorkerRunnable::operator=** [

<b>Kind:</b>	function
<b>Header file:</b>	#include "ara/exec/worker_runnable.h"
<b>Scope:</b>	class ara::exec::WorkerRunnable
<b>Symbol:</b>	operator=(const WorkerRunnable &obj)
<b>Syntax:</b>	WorkerRunnable & operator= (const WorkerRunnable &obj)=delete;
<b>Description:</b>	Copy/move operator.

](RS\_EM\_00052)

### 8.2.2.4 WorkerRunnable::Run

[SWS\_EM\_02520]{OBSOLETE} **Definition of API function ara::exec::WorkerRunnable::Run** [

<b>Kind:</b>	function	
<b>Header file:</b>	#include "ara/exec/worker_runnable.h"	
<b>Scope:</b>	class ara::exec::WorkerRunnable	
<b>Symbol:</b>	Run(ValueType &element, ara::exec::WorkerThread &t)	
<b>Syntax:</b>	virtual void Run (ValueType &element, ara::exec::WorkerThread &t)=0;	
<b>Parameters (in):</b>	element	Reference to container element
	t	Reference to worker thread (for random numbers)
<b>Return value:</b>	None	
<b>Exception Safety:</b>	not exception safe	
<b>Description:</b>	Deterministic client worker runnable.	

](RS\_EM\_00052, RS\_AP\_00120, RS\_AP\_00121, RS\_AP\_00148)

## 8.2.3 WorkerThread class

Please note that all requirements in this chapter have been set to obsolete.

The `WorkerThread` class provides class defining the expected interface for `DeterministicClient` worker threads, in particular, access to deterministic random numbers. Users can extend this class in order to provide common methods for all threads. Therefore, the class is not declared as a `final`.

**[SWS\_EM\_02530]{OBSOLETE} Definition of API class ara::exec::WorkerThread [**

<b>Kind:</b>	class
<b>Header file:</b>	#include "ara/exec/worker_thread.h"
<b>Forwarding header file:</b>	#include "ara/exec/exec_fwd.h"
<b>Scope:</b>	namespace ara::exec
<b>Symbol:</b>	WorkerThread
<b>Syntax:</b>	class WorkerThread {...};
<b>Description:</b>	Class to implement worker thread for Deterministic Client .

]([RS\\_EM\\_00052](#), [RS\\_AP\\_00116](#), [RS\\_AP\\_00122](#), [RS\\_AP\\_00154](#), [RS\\_AP\\_00150](#))

### 8.2.3.1 WorkerThread::WorkerThread

**[SWS\_EM\_02531]{OBSOLETE} Definition of API function ara::exec::WorkerThread::WorkerThread [**

<b>Kind:</b>	function
<b>Header file:</b>	#include "ara/exec/worker_thread.h"
<b>Scope:</b>	<a href="#">class ara::exec::WorkerThread</a>
<b>Symbol:</b>	WorkerThread()
<b>Syntax:</b>	WorkerThread ();
<b>Exception Safety:</b>	not exception safe
<b>Description:</b>	Constructor .

]([RS\\_EM\\_00052](#), [RS\\_AP\\_00122](#))

**[SWS\_EM\_02533]{OBSOLETE} Definition of API function ara::exec::WorkerThread::WorkerThread [**

<b>Kind:</b>	function
<b>Header file:</b>	#include "ara/exec/worker_thread.h"
<b>Scope:</b>	<a href="#">class ara::exec::WorkerThread</a>
<b>Symbol:</b>	WorkerThread(const WorkerThread &obj)
<b>Syntax:</b>	WorkerThread (const WorkerThread &obj)=delete;
<b>Description:</b>	copy constructor

]([RS\\_EM\\_00052](#))

**[SWS\_EM\_02534]{OBSOLETE} Definition of API function ara::exec::WorkerThread::WorkerThread [**

<b>Kind:</b>	function
<b>Header file:</b>	#include "ara/exec/worker_thread.h"
<b>Scope:</b>	<a href="#">class ara::exec::WorkerThread</a>
<b>Symbol:</b>	WorkerThread(WorkerThread &&obj)





<b>Syntax:</b>	<code>WorkerThread (WorkerThread &amp;&amp;obj)=delete;</code>
<b>Description:</b>	Move constructor.

]([RS\\_EM\\_00052](#))

### 8.2.3.2 WorkerThread::~~WorkerThread

**[SWS\_EM\_02532]{OBSOLETE} Definition of API function ara::exec::WorkerThread::~~WorkerThread** [

<b>Kind:</b>	function
<b>Header file:</b>	<code>#include "ara/exec/worker_thread.h"</code>
<b>Scope:</b>	<a href="#">class ara::exec::WorkerThread</a>
<b>Symbol:</b>	<code>~WorkerThread()</code>
<b>Syntax:</b>	<code>virtual ~WorkerThread () noexcept;</code>
<b>Exception Safety:</b>	noexcept
<b>Description:</b>	Destructor .

]([RS\\_EM\\_00052](#), [RS\\_AP\\_00122](#), [RS\\_AP\\_00134](#), [RS\\_AP\\_00148](#))

### 8.2.3.3 WorkerThread::operator= (Copy assignment operator)

**[SWS\_EM\_02535]{OBSOLETE} Definition of API function ara::exec::WorkerThread::operator=** [

<b>Kind:</b>	function
<b>Header file:</b>	<code>#include "ara/exec/worker_thread.h"</code>
<b>Scope:</b>	<a href="#">class ara::exec::WorkerThread</a>
<b>Symbol:</b>	<code>operator=(const WorkerThread &amp;obj)</code>
<b>Syntax:</b>	<code>WorkerThread operator= (const WorkerThread &amp;obj)=delete;</code>
<b>Description:</b>	Copy move operator.

]([RS\\_EM\\_00052](#))

### 8.2.3.4 WorkerThread::GetRandom

**[SWS\_EM\_02540]{OBSOLETE} Definition of API function ara::exec::WorkerThread::GetRandom** [

<b>Kind:</b>	function
<b>Header file:</b>	<code>#include "ara/exec/worker_thread.h"</code>
<b>Scope:</b>	<a href="#">class ara::exec::WorkerThread</a>





<b>Symbol:</b>	GetRandom()
<b>Syntax:</b>	<code>std::uint64_t GetRandom () noexcept;</code>
<b>Return value:</b>	<code>std::uint64_t</code>   Deterministic random number
<b>Exception Safety:</b>	noexcept
<b>Description:</b>	Returns a deterministic pseudo-random number which is unique for each container element.

]([RS\\_EM\\_00052](#), [RS\\_AP\\_00120](#), [RS\\_AP\\_00132](#))

## 8.2.4 DeterministicClient class

Please note that all requirements in this chapter have been set to obsolete.

The `DeterministicClient` class provides the functionality for an [Application](#) to run a cyclic deterministic execution, see [7.6.3](#). Each [Modelled Process](#) which needs support for cyclic deterministic execution has to instantiate this class.

**[SWS\_EM\_02210]{OBSOLETE} Definition of API class `ara::exec::DeterministicClient` [**

<b>Kind:</b>	class
<b>Header file:</b>	<code>#include "ara/exec/deterministic_client.h"</code>
<b>Forwarding header file:</b>	<code>#include "ara/exec/exec_fwd.h"</code>
<b>Scope:</b>	namespace <code>ara::exec</code>
<b>Symbol:</b>	<code>DeterministicClient</code>
<b>Syntax:</b>	<code>class DeterministicClient final {...};</code>
<b>Description:</b>	Class to implement operations on Deterministic Client .

]([RS\\_EM\\_00052](#), [RS\\_AP\\_00116](#), [RS\\_AP\\_00122](#), [RS\\_AP\\_00140](#), [RS\\_AP\\_00154](#), [RS\\_AP\\_00150](#))

### 8.2.4.1 DeterministicClient::DeterministicClient

**[SWS\_EM\_02211]{OBSOLETE} Definition of API function `ara::exec::DeterministicClient::DeterministicClient` [**

<b>Kind:</b>	function
<b>Header file:</b>	<code>#include "ara/exec/deterministic_client.h"</code>
<b>Scope:</b>	<a href="#">class <code>ara::exec::DeterministicClient</code></a>
<b>Symbol:</b>	<code>DeterministicClient()</code>
<b>Syntax:</b>	<code>DeterministicClient () noexcept;</code>
<b>Exception Safety:</b>	noexcept





<b>Description:</b>	Constructor for DeterministicClient which opens the Execution Management communication channel (e.g. POSIX FIFO) to access a wait point for cyclic execution, a worker pool, deterministic random numbers and time stamps .
---------------------	---

](RS\_EM\_00052, RS\_EM\_00053, RS\_AP\_00132)

### 8.2.4.2 DeterministicClient::~~DeterministicClient

[SWS\_EM\_02215]{OBSOLETE} Definition of API function ara::exec::DeterministicClient::~~DeterministicClient [

<b>Kind:</b>	function
<b>Header file:</b>	#include "ara/exec/deterministic_client.h"
<b>Scope:</b>	class ara::exec::DeterministicClient
<b>Symbol:</b>	~DeterministicClient()
<b>Syntax:</b>	~DeterministicClient () noexcept;
<b>Exception Safety:</b>	noexcept
<b>Description:</b>	Destructor of the Deterministic Client instance .

](RS\_EM\_00052, RS\_EM\_00053, RS\_AP\_00134)

### 8.2.4.3 DeterministicClient::WaitForActivation

[SWS\_EM\_02217]{OBSOLETE} Definition of API function ara::exec::DeterministicClient::WaitForActivation [

<b>Kind:</b>	function
<b>Header file:</b>	#include "ara/exec/deterministic_client.h"
<b>Scope:</b>	class ara::exec::DeterministicClient
<b>Symbol:</b>	WaitForActivation()
<b>Syntax:</b>	ara::core::Result< ActivationReturnType > WaitForActivation () noexcept;
<b>Return value:</b>	ara::core::Result< ActivationReturnType >      Process control value (or error) In the absence of an error, the return value contains the activation state defined by ara::exec::ActivationReturnType.
<b>Exception Safety:</b>	noexcept
<b>Errors:</b>	ara::exec::ExecErrc::kCycleOverrun      The deterministic activation cycle time exceeded. ara::exec::ExecErrc::kFailed      Requested operation could not be performed.
<b>Description:</b>	Blocks and returns with a process control value when the next activation is triggered by the Runtime .

](RS\_EM\_00052, RS\_AP\_00120, RS\_AP\_00132, RS\_AP\_00127, RS\_AP\_00139)



### 8.2.4.4 DeterministicClient::RunWorkerPool

[SWS\_EM\_02221]{OBSOLETE} Definition of API function `ara::exec::DeterministicClient::RunWorkerPool` [

<b>Kind:</b>	function	
<b>Header file:</b>	#include "ara/exec/deterministic_client.h"	
<b>Scope:</b>	class <code>ara::exec::DeterministicClient</code>	
<b>Symbol:</b>	<code>RunWorkerPool(WorkerRunnable&lt; ValueType &gt; &amp;runnableObj, Container &amp;container)</code>	
<b>Syntax:</b>	<pre>template &lt;typename ValueType, typename Container&gt; ara::core::Result&lt; void &gt; RunWorkerPool (WorkerRunnable&lt; ValueType &gt; &amp;runnableObj, Container &amp;container) noexcept;</pre>	
<b>Template param:</b>	ValueType	Element type of container
	Container	Container for which method <code>WorkerRunnable::Run</code> is invoked for each element
<b>Parameters (in):</b>	<code>runnableObj</code>	Object derived from <code>WorkerRunnable</code> that provides a method called <code>Run(...)</code> , which will be called on every container element
	<code>container</code>	C++ container which supports a standard iterator interface with <code>-begin()</code> - <code>-end()</code> - <code>operator*()</code> - <code>operator++</code>
<b>Return value:</b>	<code>ara::core::Result&lt; void &gt;</code>	–
<b>Exception Safety:</b>	noexcept	
<b>Errors:</b>	<code>ara::exec::ExecErrc::kFailed</code>	Not in <code>ara::exec::ActivationReturnType::kRun</code> or <code>ara::exec::ActivationReturnType::kInit</code> cycle state
<b>Description:</b>	<p>Run a deterministic worker pool.</p> <p>Uses a pool of Deterministic workers to call a method <code>WorkerRunnable::Run</code> for every element of the container. The sequential iteration is guaranteed by using the container's increment operator. The API provides the guarantee that no other iteration scheme is used.</p> <p>This function shall not participate in overload resolution unless <code>ValueType</code> is compatible with <code>Container::value_type</code>.</p>	

]([RS\\_EM\\_00053](#), [RS\\_AP\\_00120](#), [RS\\_AP\\_00121](#), [RS\\_AP\\_00132](#), [RS\\_AP\\_00127](#), [RS\\_AP\\_00139](#))

### 8.2.4.5 DeterministicClient::GetRandom

[SWS\_EM\_02225]{OBSOLETE} Definition of API function `ara::exec::DeterministicClient::GetRandom` [

<b>Kind:</b>	function	
<b>Header file:</b>	#include "ara/exec/deterministic_client.h"	
<b>Scope:</b>	class <code>ara::exec::DeterministicClient</code>	
<b>Symbol:</b>	<code>GetRandom()</code>	
<b>Syntax:</b>	<code>std::uint64_t GetRandom () noexcept;</code>	
<b>Return value:</b>	<code>std::uint64_t</code>	<code>uint64_t</code> 64 bit uniform distributed pseudo random number
<b>Exception Safety:</b>	noexcept	





<b>Description:</b>	Return deterministic sequence of random numbers.  This returns the next in a sequence of 'Deterministic' random numbers. 'Deterministic' means, that the returned random numbers are identical within redundant DeterministicClient::WaitForActivation() cycles, which are used within redundantly executed Processes.
---------------------	--

|(RS\_EM\_00053, RS\_AP\_00120, RS\_AP\_00132)

#### 8.2.4.6 DeterministicClient::SetRandomSeed

[SWS\_EM\_02226]{OBSOLETE} Definition of API function ara::exec::DeterministicClient::SetRandomSeed [

<b>Kind:</b>	function	
<b>Header file:</b>	#include "ara/exec/deterministic_client.h"	
<b>Scope:</b>	class ara::exec::DeterministicClient	
<b>Symbol:</b>	SetRandomSeed(std::uint64_t seed)	
<b>Syntax:</b>	void SetRandomSeed (std::uint64_t seed) noexcept;	
<b>Parameters (in):</b>	seed	Random number seed to DeterministicClient::SetRandomSeed.
<b>Return value:</b>	None	
<b>Exception Safety:</b>	noexcept	
<b>Description:</b>	Seed random number generator used for redundantly executed deterministic clients.	

|(RS\_EM\_00053, RS\_AP\_00120, RS\_AP\_00121, RS\_AP\_00132)

#### 8.2.4.7 DeterministicClient::GetActivationTime

[SWS\_EM\_02231]{OBSOLETE} Definition of API function ara::exec::DeterministicClient::GetActivationTime [

<b>Kind:</b>	function	
<b>Header file:</b>	#include "ara/exec/deterministic_client.h"	
<b>Scope:</b>	class ara::exec::DeterministicClient	
<b>Symbol:</b>	GetActivationTime()	
<b>Syntax:</b>	ara::core::Result< TimeStamp > GetActivationTime () noexcept;	
<b>Return value:</b>	ara::core::Result< TimeStamp >	TimeStamp of current activation cycle
<b>Exception Safety:</b>	noexcept	
<b>Errors:</b>	ara::exec::ExecErrc::kNoTimeStamp	Time stamp not available
<b>Description:</b>	TimeStamp of activation point.  This method provides the timestamp that represents the point in time when the activation was triggered by DeterministicClient::WaitForActivation() with return value kRun. Subsequent calls within an activation cycle will always provide the same value. The same value will also be provided within redundantly executed Processes	

|(RS\_EM\_00053, RS\_AP\_00120, RS\_AP\_00127, RS\_AP\_00132, RS\_AP\_00139)

### 8.2.4.8 DeterministicClient::GetNextActivationTime

#### [SWS\_EM\_02236]{OBSOLETE} Definition of API function ara::exec::DeterministicClient::GetNextActivationTime [

<b>Kind:</b>	function	
<b>Header file:</b>	#include "ara/exec/deterministic_client.h"	
<b>Scope:</b>	class ara::exec::DeterministicClient	
<b>Symbol:</b>	GetNextActivationTime()	
<b>Syntax:</b>	ara::core::Result< <a href="#">TimeStamp</a> > GetNextActivationTime () noexcept;	
<b>Return value:</b>	ara::core::Result< TimeStamp >	TimeStamp of next activation cycle
<b>Exception Safety:</b>	noexcept	
<b>Errors:</b>	ara::exec::ExecErrc::kNoTimeStamp	Time stamp not available
<b>Description:</b>	Timestamp of next activation point.  This method provides the timestamp that represents the point in time when the next activation will be triggered by DeterministicClient::WaitForActivation() with return value kRun. Subsequent calls within an activation cycle will always provide the same value. The same value will also be provided within redundantly executed Process	

]([RS\\_EM\\_00053](#), [RS\\_AP\\_00120](#), [RS\\_AP\\_00132](#), [RS\\_AP\\_00127](#), [RS\\_AP\\_00139](#))

### 8.2.5 FunctionGroup class

An instance of this class will represent [Function Group](#) defined inside meta-model (ARXML). This class is intended to be an implementation specific representation, of information inside meta-model. Once created based on ARXML path, its internal value stays bounded to it for entire lifetime of a object.

#### [SWS\_EM\_02263]{OBSOLETE} Definition of API class ara::exec::FunctionGroup [

<b>Kind:</b>	class	
<b>Header file:</b>	#include "ara/exec/function_group.h"	
<b>Forwarding header file:</b>	#include "ara/exec/exec_fwd.h"	
<b>Scope:</b>	namespace ara::exec	
<b>Symbol:</b>	FunctionGroup	
<b>Syntax:</b>	class FunctionGroup final {...};	
<b>Description:</b>	Class representing Function Group defined in meta-model (ARXML).	
<b>Notes:</b>	Once created based on ARXML path, it's internal value stay bounded to it for entire lifetime of an object.	

]([RS\\_EM\\_00101](#), [RS\\_AP\\_00154](#), [RS\\_AP\\_00150](#))

### 8.2.5.1 FunctionGroup::Create

[SWS\_EM\_02323]{OBSOLETE} **Definition of API function ara::exec::FunctionGroup::Create** [

<b>Kind:</b>	function	
<b>Header file:</b>	#include "ara/exec/function_group.h"	
<b>Scope:</b>	<a href="#">class ara::exec::FunctionGroup</a>	
<b>Symbol:</b>	Create(ara::core::StringView qualifiedShortName)	
<b>Syntax:</b>	static ara::core::Result< <a href="#">FunctionGroup</a> > Create (ara::core::StringView qualifiedShortName) noexcept;	
<b>Parameters (in):</b>	qualifiedShortName	stringified meta model identifier (short name path) where path separator is '/
<b>Return value:</b>	ara::core::Result< FunctionGroup >	an instance of FunctionGroup, or ExecErrc error.
<b>Exception Safety:</b>	noexcept	
<b>Thread Safety:</b>	Thread-safe	
<b>Errors:</b>	ara::exec::ExecErrc::kMetaModelError	if qualifiedShortName passed is incorrect (e.g. FunctionGroupState identifier has been passed).
<b>Description:</b>	Named constructor for FunctionGroup. This method shall validate/verify meta-model path passed and perform FunctionGroup object creation.	

]([RS\\_EM\\_00101](#))

### 8.2.5.2 FunctionGroup::FunctionGroup

[SWS\_EM\_02321]{OBSOLETE} **Definition of API function ara::exec::FunctionGroup::FunctionGroup** [

<b>Kind:</b>	function	
<b>Header file:</b>	#include "ara/exec/function_group.h"	
<b>Scope:</b>	<a href="#">class ara::exec::FunctionGroup</a>	
<b>Symbol:</b>	FunctionGroup()	
<b>Syntax:</b>	FunctionGroup ()=delete;	
<b>Description:</b>	Default constructor.	
<b>Notes:</b>	Default constructor is deleted in favour of named constructor (Create).	

]([RS\\_EM\\_00101](#))

### 8.2.5.3 FunctionGroup::FunctionGroup (Copy Constructor)

[SWS\_EM\_02322]{OBSOLETE} **Definition of API function ara::exec::FunctionGroup::FunctionGroup** [

<b>Kind:</b>	function
<b>Header file:</b>	#include "ara/exec/function_group.h"
<b>Scope:</b>	<a href="#">class ara::exec::FunctionGroup</a>
<b>Symbol:</b>	FunctionGroup(const FunctionGroup &other)
<b>Syntax:</b>	FunctionGroup (const FunctionGroup &other)=delete;
<b>Description:</b>	Copy constructor.
<b>Notes:</b>	To prevent problems with resource allocations during copy operation, this class is non-copyable.

]([RS\\_EM\\_00101](#))

### 8.2.5.4 FunctionGroup::FunctionGroup (Move Constructor)

[SWS\_EM\_02328]{OBSOLETE} **Definition of API function ara::exec::FunctionGroup::FunctionGroup** [

<b>Kind:</b>	function
<b>Header file:</b>	#include "ara/exec/function_group.h"
<b>Scope:</b>	<a href="#">class ara::exec::FunctionGroup</a>
<b>Symbol:</b>	FunctionGroup(FunctionGroup &&other)
<b>Syntax:</b>	FunctionGroup (FunctionGroup &&other) noexcept;
<b>Parameters (in):</b>	other      FunctionGroup instance to move to a newly constructed object.
<b>Exception Safety:</b>	noexcept
<b>Description:</b>	Move constructor.

]([RS\\_EM\\_00101](#))

### 8.2.5.5 FunctionGroup::operator= (Copy assignment operator)

[SWS\_EM\_02327]{OBSOLETE} **Definition of API function ara::exec::FunctionGroup::operator=** [

<b>Kind:</b>	function
<b>Header file:</b>	#include "ara/exec/function_group.h"
<b>Scope:</b>	<a href="#">class ara::exec::FunctionGroup</a>
<b>Symbol:</b>	operator=(const FunctionGroup &other)
<b>Syntax:</b>	<a href="#">FunctionGroup</a> & operator= (const <a href="#">FunctionGroup</a> &other)=delete;
<b>Description:</b>	Copy assignment operator.
<b>Notes:</b>	To prevent problems with resource allocations during copy operation, this class is non-copyable.

]([RS\\_EM\\_00101](#))

### 8.2.5.6 FunctionGroup::operator= (Move assignment operator)

[SWS\_EM\_02329]{OBSOLETE} Definition of API function `ara::exec::FunctionGroup::operator=` [

<b>Kind:</b>	function	
<b>Header file:</b>	#include "ara/exec/function_group.h"	
<b>Scope:</b>	class <code>ara::exec::FunctionGroup</code>	
<b>Symbol:</b>	<code>operator=(FunctionGroup &amp;&amp;other)</code>	
<b>Syntax:</b>	<code>FunctionGroup &amp; operator= (FunctionGroup &amp;&amp;other) noexcept;</code>	
<b>Parameters (in):</b>	other	FunctionGroup instance to move to this object.
<b>Return value:</b>	FunctionGroup &	-
<b>Exception Safety:</b>	noexcept	
<b>Description:</b>	Move assignment operator.	

]([RS\\_EM\\_00101](#))

### 8.2.5.7 FunctionGroup::~FunctionGroup

[SWS\_EM\_02266]{OBSOLETE} Definition of API function `ara::exec::FunctionGroup::~FunctionGroup` [

<b>Kind:</b>	function	
<b>Header file:</b>	#include "ara/exec/function_group.h"	
<b>Scope:</b>	class <code>ara::exec::FunctionGroup</code>	
<b>Symbol:</b>	<code>~FunctionGroup()</code>	
<b>Syntax:</b>	<code>~FunctionGroup () noexcept;</code>	
<b>Exception Safety:</b>	noexcept	
<b>Description:</b>	Destructor of the FunctionGroup instance.	

]([RS\\_EM\\_00101](#))

### 8.2.5.8 FunctionGroup::operator==

[SWS\_EM\_02267]{OBSOLETE} Definition of API function `ara::exec::FunctionGroup::operator==` [

<b>Kind:</b>	function	
<b>Header file:</b>	#include "ara/exec/function_group.h"	
<b>Scope:</b>	class <code>ara::exec::FunctionGroup</code>	
<b>Symbol:</b>	<code>operator==(const FunctionGroup &amp;other)</code>	
<b>Syntax:</b>	<code>bool operator== (const FunctionGroup &amp;other) const noexcept;</code>	
<b>Parameters (in):</b>	other	FunctionGroup instance to compare this one with.





<b>Return value:</b>	bool	true in case both FunctionGroups are representing exactly the same meta-model element, false otherwise.
<b>Exception Safety:</b>	noexcept	
<b>Thread Safety:</b>	Thread-safe	
<b>Description:</b>	eq operator to compare with other FunctionGroup instance.	

](RS\_EM\_00101)

### 8.2.5.9 FunctionGroup::operator!=

[SWS\_EM\_02268]{OBSOLETE} **Definition of API function ara::exec::FunctionGroup::operator!=** [

<b>Kind:</b>	function	
<b>Header file:</b>	#include "ara/exec/function_group.h"	
<b>Scope:</b>	<a href="#">class ara::exec::FunctionGroup</a>	
<b>Symbol:</b>	operator!=(const FunctionGroup &other)	
<b>Syntax:</b>	bool operator!=( const <a href="#">FunctionGroup</a> &other) const noexcept;	
<b>Parameters (in):</b>	other	FunctionGroup instance to compare this one with.
<b>Return value:</b>	bool	false in case both FunctionGroups are representing exactly the same meta-model element, true otherwise.
<b>Exception Safety:</b>	noexcept	
<b>Thread Safety:</b>	Thread-safe	
<b>Description:</b>	uneq operator to compare with other FunctionGroup instance.	

](RS\_EM\_00101)

### 8.2.6 FunctionGroupState class

An instance of this class will represent [Function Group State](#) defined inside meta-model (ARXML). This class is intended to be an implementation specific representation, of information inside meta-model. Once created based on ARXML path, its internal value stays bounded to it for entire lifetime of a object.

[SWS\_EM\_02269] **Definition of API class ara::exec::FunctionGroupState** [

<b>Kind:</b>	class	
<b>Header file:</b>	#include "ara/exec/function_group_state.h"	
<b>Forwarding header file:</b>	#include "ara/exec/exec_fwd.h"	
<b>Scope:</b>	namespace ara::exec	
<b>Symbol:</b>	FunctionGroupState	
<b>Syntax:</b>	class FunctionGroupState final {...};	
<b>Description:</b>	Class representing Function Group State defined in meta-model (ARXML).	
<b>Notes:</b>	Once created based on ARXML path, it's internal value stay bounded to it for entire lifetime of an object.	

](RS\_EM\_00101, RS\_AP\_00154, RS\_AP\_00150)

### 8.2.6.1 FunctionGroupState::Create

[SWS\_EM\_02326]{OBSOLETE} Definition of API function ara::exec::FunctionGroupState::Create [

<b>Kind:</b>	function	
<b>Header file:</b>	#include "ara/exec/function_group_state.h"	
<b>Scope:</b>	class ara::exec::FunctionGroupState	
<b>Symbol:</b>	Create(const FunctionGroup &functionGroup, ara::core::StringView qualifiedShortName)	
<b>Syntax:</b>	static ara::core::Result< FunctionGroupState > Create (const FunctionGroup &functionGroup, ara::core::StringView qualifiedShortName) noexcept;	
<b>Parameters (in):</b>	functionGroup	the FunctionGroup instance the state shall be connected with.
	qualifiedShortName	stringified meta model identifier (short name path) where path separator is '/
<b>Return value:</b>	ara::core::Result< FunctionGroupState >	an instance of FunctionGroupState, or ExecErrorDomain error.
<b>Exception Safety:</b>	noexcept	
<b>Thread Safety:</b>	Thread-safe	
<b>Errors:</b>	ara::exec::ExecErrc::kMetaModelError	if qualifiedShortName passed is incorrect (e.g. FunctionGroup identifier has been passed).
<b>Description:</b>	Named constructor for FunctionGroupState. This method shall validate/verify meta-model path passed and perform FunctionGroupState object creation.	

](RS\_EM\_00101)

### 8.2.6.2 FunctionGroupState::FunctionGroupState

[SWS\_EM\_02324]{DRAFT} Definition of API function ara::exec::FunctionGroupState::FunctionGroupState [

<b>Kind:</b>	function	
<b>Header file:</b>	#include "ara/exec/function_group_state.h"	
<b>Scope:</b>	class ara::exec::FunctionGroupState	
<b>Symbol:</b>	FunctionGroupState(ara::core::StringView functionGroup, ara::core::StringView functionGroupState)	
<b>Syntax:</b>	FunctionGroupState (ara::core::StringView functionGroup, ara::core::StringView functionGroupState) noexcept;	
<b>Parameters (in):</b>	functionGroup	stringified meta model identifier (short name path) where path separator is '/
	functionGroupState	stringified meta model identifier (short name path) where path separator is '/
<b>Exception Safety:</b>	noexcept	
<b>Description:</b>	Default constructor.	

](RS\_EM\_00101)



### 8.2.6.3 FunctionGroupState::FunctionGroupState (Copy Constructor)

[SWS\_EM\_02325]{DRAFT} Definition of API function `ara::exec::FunctionGroupState::FunctionGroupState` [

<b>Kind:</b>	function	
<b>Header file:</b>	#include "ara/exec/function_group_state.h"	
<b>Scope:</b>	class <code>ara::exec::FunctionGroupState</code>	
<b>Symbol:</b>	FunctionGroupState(const FunctionGroupState &other)	
<b>Syntax:</b>	FunctionGroupState (const FunctionGroupState &other) noexcept;	
<b>Parameters (in):</b>	other	FunctionGroupState instance to be copied
<b>Exception Safety:</b>	noexcept	
<b>Description:</b>	Copy constructor.	

]([RS\\_EM\\_00101](#), [RS\\_AP\\_00145](#))

### 8.2.6.4 FunctionGroupState::FunctionGroupState (Move Constructor)

[SWS\_EM\_02331]{DRAFT} Definition of API function `ara::exec::FunctionGroupState::FunctionGroupState` [

<b>Kind:</b>	function	
<b>Header file:</b>	#include "ara/exec/function_group_state.h"	
<b>Scope:</b>	class <code>ara::exec::FunctionGroupState</code>	
<b>Symbol:</b>	FunctionGroupState(FunctionGroupState &&other)	
<b>Syntax:</b>	FunctionGroupState (FunctionGroupState &&other) noexcept;	
<b>Parameters (in):</b>	other	FunctionGroupState instance to be moved to a newly constructed object.
<b>Exception Safety:</b>	noexcept	
<b>Description:</b>	Move constructor.	

]([RS\\_EM\\_00101](#), [RS\\_AP\\_00145](#), [RS\\_AP\\_00151](#))

### 8.2.6.5 FunctionGroupState::operator= (Copy assignment operator)

[SWS\_EM\_02330]{DRAFT} Definition of API function `ara::exec::FunctionGroupState::operator=` [

<b>Kind:</b>	function	
<b>Header file:</b>	#include "ara/exec/function_group_state.h"	
<b>Scope:</b>	class <code>ara::exec::FunctionGroupState</code>	
<b>Symbol:</b>	operator=(const FunctionGroupState &other)	
<b>Syntax:</b>	<code>FunctionGroupState</code> & operator= (const <code>FunctionGroupState</code> &other) & noexcept;	



△

<b>Parameters (in):</b>	other	FunctionGroupState instance to be copied
<b>Return value:</b>	FunctionGroupState &	–
<b>Exception Safety:</b>	noexcept	
<b>Description:</b>	Copy assignment operator.	

]([RS\\_EM\\_00101](#), [RS\\_AP\\_00153](#), [RS\\_AP\\_00145](#))

### 8.2.6.6 FunctionGroupState::operator= (Move assignment operator)

[SWS\_EM\_02332]{DRAFT} Definition of API function `ara::exec::FunctionGroupState::operator=` [

<b>Kind:</b>	function	
<b>Header file:</b>	#include "ara/exec/function_group_state.h"	
<b>Scope:</b>	class <code>ara::exec::FunctionGroupState</code>	
<b>Symbol:</b>	<code>operator=(FunctionGroupState &amp;&amp;other)</code>	
<b>Syntax:</b>	<code>FunctionGroupState &amp; operator= (FunctionGroupState &amp;&amp;other) &amp; noexcept;</code>	
<b>Parameters (in):</b>	other	FunctionGroupState instance to move to this object.
<b>Return value:</b>	FunctionGroupState &	–
<b>Exception Safety:</b>	noexcept	
<b>Description:</b>	Move assignment operator.	

]([RS\\_EM\\_00101](#), [RS\\_AP\\_00153](#), [RS\\_AP\\_00145](#), [RS\\_AP\\_00151](#))

### 8.2.6.7 FunctionGroupState::~FunctionGroupState

[SWS\_EM\_02272]{DRAFT} Definition of API function `ara::exec::FunctionGroupState::~FunctionGroupState` [

<b>Kind:</b>	function	
<b>Header file:</b>	#include "ara/exec/function_group_state.h"	
<b>Scope:</b>	class <code>ara::exec::FunctionGroupState</code>	
<b>Symbol:</b>	<code>~FunctionGroupState()</code>	
<b>Syntax:</b>	<code>~FunctionGroupState () noexcept;</code>	
<b>Exception Safety:</b>	noexcept	
<b>Description:</b>	Destructor of the FunctionGroupState instance.	

]([RS\\_EM\\_00101](#), [RS\\_AP\\_00134](#), [RS\\_AP\\_00145](#))

### 8.2.6.8 FunctionGroupState::operator==

[SWS\_EM\_02273]{DRAFT} Definition of API function `ara::exec::FunctionGroupState::operator==` [

<b>Kind:</b>	function	
<b>Header file:</b>	#include "ara/exec/function_group_state.h"	
<b>Scope:</b>	class <code>ara::exec::FunctionGroupState</code>	
<b>Symbol:</b>	<code>operator==(const FunctionGroupState &amp;other)</code>	
<b>Syntax:</b>	<code>bool operator==(const FunctionGroupState &amp;other) const noexcept;</code>	
<b>Parameters (in):</b>	other	FunctionGroupState instance to compare this one with.
<b>Return value:</b>	bool	true in case both FunctionGroupStates are representing exactly the same meta-model element, false otherwise.
<b>Exception Safety:</b>	noexcept	
<b>Thread Safety:</b>	Thread-safe	
<b>Description:</b>	eq operator to compare with other FunctionGroupState instance.	

]([RS\\_EM\\_00101](#))

### 8.2.6.9 FunctionGroupState::operator!=

[SWS\_EM\_02274]{DRAFT} Definition of API function `ara::exec::FunctionGroupState::operator!=` [

<b>Kind:</b>	function	
<b>Header file:</b>	#include "ara/exec/function_group_state.h"	
<b>Scope:</b>	class <code>ara::exec::FunctionGroupState</code>	
<b>Symbol:</b>	<code>operator!=(const FunctionGroupState &amp;other)</code>	
<b>Syntax:</b>	<code>bool operator!=(const FunctionGroupState &amp;other) const noexcept;</code>	
<b>Parameters (in):</b>	other	FunctionGroupState instance to compare this one with.
<b>Return value:</b>	bool	false in case both FunctionGroupStates are representing exactly the same meta-model element, true otherwise.
<b>Exception Safety:</b>	noexcept	
<b>Thread Safety:</b>	Thread-safe	
<b>Description:</b>	uneq operator to compare with other FunctionGroupState instance.	

]([RS\\_EM\\_00101](#))

## 8.2.7 StateClient class

Class used to perform `Function Group` state management operation needed during lifetime of a `Machine`. `State Management` during its own lifetime will need to start and stop software, that is intended to run on a `Machine` managed by it. This can be achieved by performing state transition of a `Function Group` to which required software is assigned. Integrator will assign software to run in a particular state (of `Function Group`) and `State Management` can start it, by requesting `Execution`

Management to perform state transition (of this [Function Group](#)) to the mentioned state. Execution Management will then start mentioned software and report transition result back to State Management. Please note that stopping software can be done in similar way (i.e. [Function Group](#) state transition, to a state in which software is not configured to be run).

**[SWS\_EM\_02275] Definition of API class `ara::exec::StateClient` [**

<b>Kind:</b>	class
<b>Header file:</b>	#include "ara/exec/state_client.h"
<b>Forwarding header file:</b>	#include "ara/exec/exec_fwd.h"
<b>Scope:</b>	namespace ara::exec
<b>Symbol:</b>	StateClient
<b>Syntax:</b>	<code>class StateClient final {...};</code>
<b>Description:</b>	StateClient is an interface of Execution Management that is used by State Management to request transitions between Function Group States or to perform other related operations.
<b>Notes:</b>	StateClient opens communication channel to Execution Management (e.g. POSIX FIFO). Each Process that intends to perform state management, should create an instance of this class and it should have rights to use it. To eventually implement the Named Constructor Idiom, the developer may either make the default constructor private or delete it and define a non-default constructor.

]([RS\\_EM\\_00101](#), [RS\\_AP\\_00154](#), [RS\\_AP\\_00150](#))

**8.2.7.1 StateClient::StateClient**

**[SWS\_EM\_02561]{DRAFT} Definition of API function `ara::exec::StateClient::StateClient` [**

<b>Kind:</b>	function		
<b>Header file:</b>	#include "ara/exec/state_client.h"		
<b>Scope:</b>	<a href="#">class ara::exec::StateClient</a>		
<b>Symbol:</b>	StateClient(std::function< void(const ara::exec::ExecutionErrorEvent &)> undefinedStateCallback)		
<b>Syntax:</b>	<code>StateClient (std::function&lt; void(const ara::exec::ExecutionErrorEvent &amp;)&gt; undefinedStateCallback);</code>		
<b>Parameters (in):</b>	<table border="1"> <tr> <td>undefinedStateCallback</td> <td>callback to be invoked by StateClient library if a FunctionGroup changes its state unexpectedly to an Undefined Function Group State, i.e. without previous request by SetState(). The affected FunctionGroup and ExecutionError is provided as an argument to the callback in form of ExecutionErrorEvent</td> </tr> </table>	undefinedStateCallback	callback to be invoked by StateClient library if a FunctionGroup changes its state unexpectedly to an Undefined Function Group State, i.e. without previous request by SetState(). The affected FunctionGroup and ExecutionError is provided as an argument to the callback in form of ExecutionErrorEvent
undefinedStateCallback	callback to be invoked by StateClient library if a FunctionGroup changes its state unexpectedly to an Undefined Function Group State, i.e. without previous request by SetState(). The affected FunctionGroup and ExecutionError is provided as an argument to the callback in form of ExecutionErrorEvent		
<b>Exception Safety:</b>	not exception safe		
<b>Errors:</b>	<table border="1"> <tr> <td>ara::exec::ExecErrc::kCommunicationError</td> <td>communication error occurred</td> </tr> </table>	ara::exec::ExecErrc::kCommunicationError	communication error occurred
ara::exec::ExecErrc::kCommunicationError	communication error occurred		
<b>Description:</b>	Regular constructor for StateClient.		

]([RS\\_EM\\_00101](#), [RS\\_AP\\_00114](#), [RS\\_AP\\_00119](#), [RS\\_AP\\_00120](#), [RS\\_AP\\_00121](#), [RS\\_AP\\_00151](#))

### 8.2.7.2 StateClient::Create

#### [SWS\_EM\_02276] Definition of API function ara::exec::StateClient::Create [

<b>Kind:</b>	function	
<b>Header file:</b>	#include "ara/exec/state_client.h"	
<b>Scope:</b>	class ara::exec::StateClient	
<b>Symbol:</b>	Create(std::function< void(const ara::exec::ExecutionErrorEvent &)> undefinedStateCallback)	
<b>Syntax:</b>	static ara::core::Result< StateClient > Create (std::function< void(const ara::exec::ExecutionErrorEvent &)> undefinedStateCallback) noexcept;	
<b>Parameters (in):</b>	undefinedStateCallback	callback to be invoked by StateClient library if a FunctionGroup changes its state unexpectedly to an Undefined Function Group State, i.e. without previous request by SetState(). The affected FunctionGroup and ExecutionError is provided as an argument to the callback in form of ExecutionErrorEvent.
<b>Return value:</b>	ara::core::Result< StateClient >	a result that contains either a StateClient object or an error.
<b>Exception Safety:</b>	noexcept	
<b>Errors:</b>	ara::exec::ExecErrc::kCommunicationError	communication error occurred
<b>Description:</b>	Named constructor for StateClient.	
<b>Notes:</b>	This named constructor may call a private constructor defined by the developer.	

|(RS\_EM\_00101, RS\_AP\_00119, RS\_AP\_00120, RS\_AP\_00121, RS\_AP\_00132, RS\_AP\_00139, RS\_AP\_00144)

### 8.2.7.3 StateClient::~StateClient

#### [SWS\_EM\_02277] Definition of API function ara::exec::StateClient::~StateClient [

<b>Kind:</b>	function	
<b>Header file:</b>	#include "ara/exec/state_client.h"	
<b>Scope:</b>	class ara::exec::StateClient	
<b>Symbol:</b>	~StateClient()	
<b>Syntax:</b>	~StateClient () noexcept;	
<b>Exception Safety:</b>	noexcept	
<b>Description:</b>	noexcept destructor	

|(RS\_AP\_00134, RS\_AP\_00145, RS\_EM\_00101)

#### 8.2.7.4 StateClient::StateClient (deleted Copy Constructor)

[SWS\_EM\_02565]{DRAFT} Definition of API function `ara::exec::StateClient::StateClient` [

<b>Kind:</b>	function
<b>Header file:</b>	#include "ara/exec/state_client.h"
<b>Scope:</b>	<a href="#">class ara::exec::StateClient</a>
<b>Symbol:</b>	StateClient(const StateClient &)
<b>Syntax:</b>	StateClient (const StateClient &)=delete;
<b>Description:</b>	Suppress default copy construction for StateClient.

]([RS\\_AP\\_00145](#), [RS\\_EM\\_00103](#))

#### 8.2.7.5 StateClient::operator= (deleted Copy assignment operator)

[SWS\_EM\_02568]{DRAFT} Definition of API function `ara::exec::StateClient::operator=` [

<b>Kind:</b>	function
<b>Header file:</b>	#include "ara/exec/state_client.h"
<b>Scope:</b>	<a href="#">class ara::exec::StateClient</a>
<b>Symbol:</b>	operator=(const StateClient &)
<b>Syntax:</b>	<a href="#">StateClient</a> & operator= (const <a href="#">StateClient</a> &)=delete;
<b>Description:</b>	Suppress default copy assignment for StateClient.

]([RS\\_AP\\_00145](#), [RS\\_EM\\_00103](#))

#### 8.2.7.6 StateClient::StateClient (use of default move constructor)

[SWS\_EM\_02566]{DRAFT} Definition of API function `ara::exec::StateClient::StateClient` [

<b>Kind:</b>	function
<b>Header file:</b>	#include "ara/exec/state_client.h"
<b>Scope:</b>	<a href="#">class ara::exec::StateClient</a>
<b>Symbol:</b>	StateClient(StateClient &&rval)
<b>Syntax:</b>	StateClient (StateClient &&rval) noexcept;
<b>Parameters (in):</b>	rval                      reference to move
<b>Exception Safety:</b>	noexcept
<b>Description:</b>	Intentional use of default move constructor for StateClient.

]([RS\\_AP\\_00145](#), [RS\\_AP\\_00151](#), [RS\\_EM\\_00103](#))

### 8.2.7.7 StateClient::operator= (use of default move assignment)

[SWS\_EM\_02567]{DRAFT} **Definition of API function ara::exec::StateClient::operator=** [

<b>Kind:</b>	function	
<b>Header file:</b>	#include "ara/exec/state_client.h"	
<b>Scope:</b>	class ara::exec::StateClient	
<b>Symbol:</b>	operator=(StateClient &&rval)	
<b>Syntax:</b>	StateClient & operator= (StateClient &&rval) noexcept;	
<b>Parameters (in):</b>	rval	reference to move
<b>Return value:</b>	StateClient &	the new reference
<b>Exception Safety:</b>	noexcept	
<b>Description:</b>	Intentional use of default move assignment for StateClient.	

](RS\_AP\_00145, RS\_AP\_00151, RS\_EM\_00103)

### 8.2.7.8 StateClient::SetState

[SWS\_EM\_02278] **Definition of API function ara::exec::StateClient::SetState** [

<b>Kind:</b>	function	
<b>Header file:</b>	#include "ara/exec/state_client.h"	
<b>Scope:</b>	class ara::exec::StateClient	
<b>Symbol:</b>	SetState(const FunctionGroupState &state)	
<b>Syntax:</b>	ara::core::Future< void > SetState (const FunctionGroupState &state) const noexcept;	
<b>Parameters (in):</b>	state	representing meta-model definition of a state inside a specific Function Group. Execution Management will perform state transition from the current state to the state identified by this parameter.
<b>Return value:</b>	ara::core::Future< void >	void if requested transition is successful, otherwise it returns Exec ErrorDomain error.
<b>Exception Safety:</b>	noexcept	
<b>Thread Safety:</b>	thread-safe	
<b>Errors:</b>	ara::exec::ExecErrc::kCancelled	if transition to the requested Function Group state was cancelled by a newer request
	ara::exec::ExecErrc::kFailed	if transition to the requested Function Group state failed
	ara::exec::ExecErrc::kFailedUnexpectedTerminationOnEnter	if Unexpected Termination in Process of target Function Group State happened.
	ara::exec::ExecErrc::kCommunicationError	if StateClient can't communicate with Execution Management (e.g. IPC link is down)
	ara::exec::ExecErrc::kInvalidTransition	if transition to the requested state is prohibited (e.g. Off state for MachineFG) or the requested Function Group State is invalid (e.g. does not exist anymore after a software update)
	ara::exec::ExecErrc::kIntegrityOrAuthenticityCheckFailed	if an integrity or authenticity check failed during state transition.





	ara::exec::ExecErrc::kFailedUnexpectedTermination	One of the processes terminated in an unexpected way during the state transition.
	ara::exec::ExecErrc::kMetaModelError	The given Function Group State couldn't be found in the Processed Manifest.
<b>Description:</b>	Method to request state transition for a single Function Group.  This method will request Execution Management to perform state transition and return immediately. Returned ara::core::Future can be used to determine result of requested transition.	

|(RS\_EM\_00101, RS\_AP\_00119, RS\_AP\_00120, RS\_AP\_00121, RS\_AP\_00132, RS\_AP\_00138)

Asynchronous nature of `ara::exec::StateClient::SetState` makes the returned `ara::core::Future` dependable on lifetime of the instance from which it was received. It is expected that once state change request is received by `Execution Management`, it will be processed independently of lifetime of the instance from which it was requested.

Please note that the qualified short names representing FunctionGroups and FunctionGroupStates could be quite long. They can be replaced by implementation specific data types to speed up any checks that have to be performed by the SetState method. This is enabled by the FunctionGroupState data-type.

### 8.2.7.9 StateClient::GetInitialMachineStateTransitionResult

[SWS\_EM\_02279] Definition of API function `ara::exec::StateClient::GetInitialMachineStateTransitionResult` [

<b>Kind:</b>	function	
<b>Header file:</b>	#include "ara/exec/state_client.h"	
<b>Scope:</b>	class ara::exec::StateClient	
<b>Symbol:</b>	GetInitialMachineStateTransitionResult()	
<b>Syntax:</b>	<pre>ara::core::Future&lt; void &gt; GetInitialMachineStateTransitionResult () const noexcept;</pre>	
<b>Return value:</b>	ara::core::Future< void >	void if requested transition is successful, otherwise it returns ExecErrorDomain error.
<b>Exception Safety:</b>	noexcept	
<b>Thread Safety:</b>	thread-safe	
<b>Errors:</b>	ara::exec::ExecErrc::kCancelled	StateManagement may decide to cancel SWS_EM_01023 transition and start specific startup sequence. This could happen for number of reasons and one of them could be interrupted Machine update sequence.
	ara::exec::ExecErrc::kFailed	if transition to the requested Function Group state failed
	ara::exec::ExecErrc::kCommunicationError	if StateClient can't communicate with Execution Management (e.g. IPC link is down)
<b>Description:</b>	Method to retrieve result of Machine State initial transition to Startup state.	







<b>Notes:</b>	This method allows State Management to retrieve the result of a transition specified by SWS_EM_01023 and SWS_EM_02241. Please note that this transition happens once per machine life cycle, thus the result delivered by this method shall not change (unless machine is started again).
---------------	---

|(RS\_EM\_00101, RS\_AP\_00119, RS\_AP\_00120, RS\_AP\_00132, RS\_AP\_00138)

Please note that concerns about returned `ara::core::Future` from `ara::exec::StateClient::SetState` apply for `ara::exec::StateClient::GetInitialMachineStateTransitionResult`.

### 8.2.7.10 StateClient::GetExecutionError

[SWS\_EM\_02542] Definition of API function `ara::exec::StateClient::GetExecutionError`

<b>Kind:</b>	function	
<b>Header file:</b>	#include "ara/exec/state_client.h"	
<b>Scope:</b>	class <code>ara::exec::StateClient</code>	
<b>Symbol:</b>	<code>GetExecutionError(const ara::exec::FunctionGroupState &amp;functionGroupState)</code>	
<b>Syntax:</b>	<code>ara::core::Result&lt; ara::exec::ExecutionErrorEvent &gt; GetExecutionError (const ara::exec::FunctionGroupState &amp;functionGroupState) noexcept;</code>	
<b>Parameters (in):</b>	<code>functionGroupState</code>	Function Group State of interest.
<b>Return value:</b>	<code>ara::core::Result&lt; ara::exec::ExecutionErrorEvent &gt;</code>	The execution error which changed the Function Group of the given Function Group State to an Undefined Function Group State.
<b>Exception Safety:</b>	noexcept	
<b>Thread Safety:</b>	thread-safe	
<b>Errors:</b>	<code>ara::exec::ExecErrc::kFailed</code>	The Function Group of the given Function Group State is not in an Undefined Function Group State.
	<code>ara::exec::ExecErrc::kCommunicationError</code>	if StateClient can't communicate with Execution Management (e.g. IPC link is down)
	<code>ara::exec::ExecErrc::kMetaModelError</code>	The given Function Group State couldn't be found in the Processed Manifest.
<b>Description:</b>	Returns the execution error which changed the Function Group of the given Function Group State to an Undefined Function Group State.  This function will return with error and will not return an ExecutionErrorEvent object, if the Function Group is in a defined Function Group state again.	

|(RS\_EM\_00101, RS\_AP\_00120, RS\_AP\_00121, RS\_AP\_00128, RS\_AP\_00132, RS\_AP\_00139)

[SWS\_EM\_02543]{DRAFT} **Default value for ExecutionError** [In case of `Unexpected Termination` or `Unexpected Self-termination` of a `Modelled Process` which does not have an `executionError` configured, `Execution Management` shall report the `ExecutionError` value 1.](RS\_EM\_00101)

### 8.3 Log and Trace Messages

#### [SWS\_EM\_02569]{DRAFT} LogMessage ProcessCreated [

<b>Dlt-Message</b>	ProcessCreated		
<b>Description</b>	Message that is sent by the Execution Management right after the Execution Management successfully created a process.		
<b>MessageId</b>	0x80004001		
<b>MessageType Info</b>	DLT_TRACE_VFB		
<b>Dlt-Argument</b>	<b>ArgumentDescription</b>	<b>ArgumentType</b>	<b>ArgumentUnit</b>
processId	OS specific PID which has been assigned to the process.	uint32	NoUnit
processName	Shortname of the Process element which has been started.	Utf8BaseType	NoUnit
is_created	is created.	predefined text	

](RS\_EM\_00152)

#### [SWS\_EM\_02570]{DRAFT} LogMessage ProcessKRunningReceived [

<b>Dlt-Message</b>	ProcessKRunningReceived		
<b>Description</b>	Message that is sent by the Execution Management when the Execution Management received a kRunning from ara::exec::ExecutionClient::ReportExecutionState.		
<b>MessageId</b>	0x80004002		
<b>MessageType Info</b>	DLT_TRACE_VFB		
<b>Dlt-Argument</b>	<b>ArgumentDescription</b>	<b>ArgumentType</b>	<b>ArgumentUnit</b>
processId	OS specific PID which has been assigned to the process.	uint32	NoUnit
received_kRunning	received kRunning.	predefined text	

](RS\_EM\_00152)

#### [SWS\_EM\_02571]{DRAFT} LogMessage ProcessTerminationRequest [

<b>Dlt-Message</b>	ProcessTerminationRequest		
<b>Description</b>	Message that is sent by the Execution Management when the Execution Management requested to terminate a process.		
<b>MessageId</b>	0x80004003		
<b>MessageType Info</b>	DLT_TRACE_VFB		
<b>Dlt-Argument</b>	<b>ArgumentDescription</b>	<b>ArgumentType</b>	<b>ArgumentUnit</b>
execution_management_requested_to_terminate	Execution Management requested to terminate	predefined text	
processId	OS specific PID which has been assigned to the process.	uint32	NoUnit

](RS\_EM\_00152)

[SWS\_EM\_02572]{DRAFT} **LogMessage ProcessTerminated** [

<b>Dlt-Message</b>	ProcessTerminated		
<b>Description</b>	Message that is sent by the Execution Management when the Execution Management received an EXIT_SUCCESS or an unexpected termination from the process.		
<b>MessageId</b>	0x80004004		
<b>MessageType Info</b>	DLT_TRACE_VFB		
<b>Dlt-Argument</b>	<b>ArgumentDescription</b>	<b>ArgumentType</b>	<b>ArgumentUnit</b>
processId	OS specific PID which has been assigned to the process.	uint32	NoUnit
is_terminated	is terminated.	predefined text	

] ([RS\\_EM\\_00152](#))

## 8.4 Errors

The [Execution Management](#) cluster implements an error handling based on `ara::core::Result`. The errors supported by the [Execution Management](#) cluster are listed in section [8.4.1](#).

### 8.4.1 Execution Management error codes

[SWS\_EM\_02281]{DRAFT} Definition of API enum `ara::exec::ExecErrc` [

<b>Kind:</b>	enumeration	
<b>Header file:</b>	#include "ara/exec/exec_error_domain.h"	
<b>Forwarding header file:</b>	#include "ara/exec/exec_fwd.h"	
<b>Scope:</b>	namespace <code>ara::exec</code>	
<b>Symbol:</b>	<code>ExecErrc</code>	
<b>Underlying type:</b>	<code>ara::core::ErrorDomain::CodeType</code>	
<b>Syntax:</b>	<code>enum class ExecErrc : ara::core::ErrorDomain::CodeType {...};</code>	
<b>Values:</b>	<code>kCommunicationError= 3</code>	Communication error occurred
	<code>kMetaModelError= 4</code>	Wrong meta model identifier passed to a function
	<code>kCancelled= 5</code>	Transition to the requested Function Group state was cancelled by a newer request
	<code>kFailed= 6</code>	Requested operation could not be performed
	<code>kFailedUnexpectedTerminationOnEnter= 8</code>	Unexpected Termination during transition in Process of target Function Group State happened
	<code>kInvalidTransition= 9</code>	Transition invalid (e.g. report <code>kRunning</code> when already in <code>Running Process State</code> )
	<code>kNoTimeStamp= 12</code>	DeterministicClient time stamp information is not available
	<code>kCycleOverrun= 13</code>	Deterministic activation cycle time exceeded
	<code>kIntegrityOrAuthenticityCheckFailed= 14</code>	Integrity or authenticity check for a Process to be spawned in the requested Function Group state failed
	<code>kFailedUnexpectedTermination= 15</code>	Unexpected Termination of a non terminating Process during a Function Group State transition happened.
<code>kInvalidArgument= 16</code>	Passed argument doesn't appear to be valid.	
<b>Description:</b>	Defines an enumeration class for the Execution Management error codes.	

]([RS\\_AP\\_00130](#), [RS\\_AP\\_00122](#), [RS\\_AP\\_00127](#), [RS\\_AP\\_00154](#))

Please note [Execution Management](#) intentionally violates [\[SWS\\_CORE\\_90006\]](#) here. Violation handling as required by [\[SWS\\_CORE\\_90006\]](#) leads to [Unexpected Termination](#), which would be reported to and handled by [State Management](#). Note that for APIs intended to be used by [State Management](#) itself, this error handling strategy is not considered to contribute to robust system design ([State Management](#) would be terminated by [\[SWS\\_CORE\\_90006\]](#)). Therefore `ara::exec` APIs which are intended to be used by [State Management](#) return `kMetaModelError` instead, as this allows implementation of fallback strategies within [State Management](#).

## 8.4.2 ExecException class

### [SWS\_EM\_02282] Definition of API class ara::exec::ExecException [

<b>Kind:</b>	class
<b>Header file:</b>	#include "ara/exec/exec_error_domain.h"
<b>Forwarding header file:</b>	#include "ara/exec/exec_fwd.h"
<b>Scope:</b>	namespace ara::exec
<b>Symbol:</b>	ExecException
<b>Base class:</b>	ara::core::Exception
<b>Syntax:</b>	<code>class ExecException : public ara::core::Exception {...};</code>
<b>Description:</b>	Defines a class for exceptions to be thrown by the Execution Management.

]([RS\\_AP\\_00130](#), [RS\\_AP\\_00122](#), [RS\\_AP\\_00127](#), [RS\\_AP\\_00154](#), [RS\\_AP\\_00150](#))

### 8.4.2.1 ExecException::ExecException

### [SWS\_EM\_02283] Definition of API function ara::exec::ExecException::ExecException [

<b>Kind:</b>	function
<b>Header file:</b>	#include "ara/exec/exec_error_domain.h"
<b>Scope:</b>	<a href="#">class ara::exec::ExecException</a>
<b>Symbol:</b>	ExecException(ara::core::ErrorCode errorCode)
<b>Syntax:</b>	<code>explicit ExecException (ara::core::ErrorCode errorCode) noexcept;</code>
<b>Parameters (in):</b>	errorCode   The error code.
<b>Exception Safety:</b>	noexcept
<b>Description:</b>	Constructs a new ExecException object containing an error code.

]([RS\\_AP\\_00120](#), [RS\\_AP\\_00121](#), [RS\\_AP\\_00130](#), [RS\\_AP\\_00132](#))

## 8.4.3 GetExecErrorDomain function

### [SWS\_EM\_02290] Definition of API function ara::exec::GetExecErrorDomain [

<b>Kind:</b>	function
<b>Header file:</b>	#include "ara/exec/exec_error_domain.h"
<b>Scope:</b>	namespace ara::exec
<b>Symbol:</b>	GetExecErrorDomain()
<b>Syntax:</b>	<code>const ara::core::ErrorDomain &amp; GetExecErrorDomain () noexcept;</code>
<b>Return value:</b>	const ara::core::Error Domain &   Return a reference to the global ExecErrorDomain object.
<b>Exception Safety:</b>	noexcept
<b>Description:</b>	Returns a reference to the global ExecErrorDomain object.

]([RS\\_AP\\_00120](#), [RS\\_AP\\_00130](#), [RS\\_AP\\_00132](#), [RS\\_AP\\_00154](#))

### 8.4.4 MakeErrorCode function

#### [SWS\_EM\_02291] Definition of API function `ara::exec::MakeErrorCode` [

<b>Kind:</b>	function	
<b>Header file:</b>	#include "ara/exec/exec_error_domain.h"	
<b>Scope:</b>	namespace <code>ara::exec</code>	
<b>Symbol:</b>	<code>MakeErrorCode(ara::exec::ExecErrc code, ara::core::ErrorDomain::SupportDataType data)</code>	
<b>Syntax:</b>	<code>ara::core::ErrorCode MakeErrorCode (ara::exec::ExecErrc code, ara::core::ErrorDomain::SupportDataType data) noexcept;</code>	
<b>Parameters (in):</b>	<code>code</code>	Error code number.
	<code>data</code>	Vendor defined data associated with the error.
<b>Return value:</b>	<code>ara::core::ErrorCode</code>	An <code>ErrorCode</code> object.
<b>Exception Safety:</b>	noexcept	
<b>Description:</b>	Creates an instance of <code>ErrorCode</code> .	

]([RS\\_AP\\_00120](#), [RS\\_AP\\_00121](#), [RS\\_AP\\_00130](#), [RS\\_AP\\_00132](#), [RS\\_AP\\_00154](#))

### 8.4.5 ExecErrorDomain class

The error handling requires an `ara::core::ErrorDomain`, which can be used to check the errors returned via `ara::core::Result`.

#### [SWS\_EM\_02284] Definition of API class `ara::exec::ExecErrorDomain` [

<b>Kind:</b>	class	
<b>Header file:</b>	#include "ara/exec/exec_error_domain.h"	
<b>Forwarding header file:</b>	#include "ara/exec/exec_fwd.h"	
<b>Scope:</b>	namespace <code>ara::exec</code>	
<b>Symbol:</b>	<code>ExecErrorDomain</code>	
<b>Base class:</b>	<code>ara::core::ErrorDomain</code>	
<b>Syntax:</b>	<code>class ExecErrorDomain final : public ara::core::ErrorDomain {...};</code>	
<b>Unique ID:</b>	0x8000'0000'0000'0202	
<b>Description:</b>	Defines a class representing the Execution Management error domain.	

]([RS\\_AP\\_00130](#), [RS\\_AP\\_00122](#), [RS\\_AP\\_00127](#), [RS\\_AP\\_00154](#), [RS\\_AP\\_00150](#))

#### 8.4.5.1 ExecErrorDomain::ExecErrorDomain

#### [SWS\_EM\_02286] Definition of API function `ara::exec::ExecErrorDomain::ExecErrorDomain` [

<b>Kind:</b>	function	
<b>Header file:</b>	#include "ara/exec/exec_error_domain.h"	
<b>Scope:</b>	<a href="#">class <code>ara::exec::ExecErrorDomain</code></a>	



△

<b>Symbol:</b>	ExecErrorDomain()
<b>Syntax:</b>	ExecErrorDomain () noexcept;
<b>Exception Safety:</b>	noexcept
<b>Description:</b>	Constructs a new ExecErrorDomain object.

|(RS\_AP\_00120, RS\_AP\_00130, RS\_AP\_00132)

### 8.4.5.2 ExecErrorDomain::Name

[SWS\_EM\_02287] Definition of API function ara::exec::ExecErrorDomain::Name

[

<b>Kind:</b>	function
<b>Header file:</b>	#include "ara/exec/exec_error_domain.h"
<b>Scope:</b>	class ara::exec::ExecErrorDomain
<b>Symbol:</b>	Name()
<b>Syntax:</b>	const char * Name () const noexcept override;
<b>Return value:</b>	const char * "Exec".
<b>Exception Safety:</b>	noexcept
<b>Description:</b>	Returns a string constant associated with ExecErrorDomain.

|(RS\_AP\_00120, RS\_AP\_00130, RS\_AP\_00132)

[SWS\_EM\_02292]{OBSOLETE} [ExecErrorDomain::Name shall return the NULL-terminated string "Exec".](RS\_AP\_00128)

### 8.4.5.3 ExecErrorDomain::Message

[SWS\_EM\_02288] Definition of API function ara::exec::ExecErrorDomain::Message [

<b>Kind:</b>	function
<b>Header file:</b>	#include "ara/exec/exec_error_domain.h"
<b>Scope:</b>	class ara::exec::ExecErrorDomain
<b>Symbol:</b>	Message(CodeType errorCode)
<b>Syntax:</b>	const char * Message (CodeType errorCode) const noexcept override;
<b>Parameters (in):</b>	errorCode The error code number.
<b>Return value:</b>	const char * The message associated with the error code.
<b>Exception Safety:</b>	noexcept
<b>Description:</b>	Returns the message associated with errorCode.

|(RS\_AP\_00120, RS\_AP\_00121, RS\_AP\_00130, RS\_AP\_00132)

#### 8.4.5.4 ExecErrorDomain::ThrowAsException

[SWS\_EM\_02289] Definition of API function `ara::exec::ExecErrorDomain::ThrowAsException` [

<b>Kind:</b>	function	
<b>Header file:</b>	#include "ara/exec/exec_error_domain.h"	
<b>Scope:</b>	<a href="#">class ara::exec::ExecErrorDomain</a>	
<b>Symbol:</b>	ThrowAsException(const ara::core::ErrorCode &errorCode)	
<b>Syntax:</b>	<pre>void ThrowAsException (const ara::core::ErrorCode &amp;errorCode) const noexcept(false) override;</pre>	
<b>Parameters (in):</b>	errorCode	The error to throw.
<b>Return value:</b>	None	
<b>Exception Safety:</b>	noexcept(false)	
<b>Description:</b>	Creates a new instance of ExecException from errorCode and throws it as a C++ exception.	

]([RS\\_AP\\_00120](#), [RS\\_AP\\_00121](#), [RS\\_AP\\_00130](#))



## 9 Service Interfaces

This chapter lists all provided and required service interfaces of the Execution Management.

There are no service interfaces defined in this release.

## A Mentioned Manifest Elements

For the sake of completeness, this chapter contains a set of class tables representing meta-classes mentioned in the context of this document but which are not contained directly in the scope of describing specific meta-model semantics.

<b>Class</b>		<b>Executable</b>		
<b>Package</b>	M2::AUTOSARTemplates::AdaptivePlatform::ApplicationDesign::ApplicationStructure			
<b>Note</b>	This meta-class represents an executable program. <b>Tags:</b> atp.recommendedPackage=Executables			
<b>Base</b>	ARElement, ARObject, AtpClassifier, CollectableElement, Identifiable, MultilanguageReferrable, PackageableElement, Referrable, UploadableDesignElement, UploadablePackageElement			
<b>Aggregated by</b>	ARPackage.element			
<b>Attribute</b>	<b>Type</b>	<b>Mult.</b>	<b>Kind</b>	<b>Note</b>
buildType	BuildTypeEnum	0..1	attr	This attribute describes the buildType of a module and/or platform implementation.
implementation Props	Executable ImplementationProps	*	aggr	This aggregation contains the collection of implementation-specific properties necessary to properly build the enclosing Executable.
minimumTimer Granularity	TimeValue	0..1	attr	This attribute describes the minimum timer resolution (TimeValue of one tick) that is required by the Executable.
reporting Behavior	ExecutionState ReportingBehavior Enum	0..1	attr	this attribute controls the execution state reporting behavior of the enclosing Executable.
rootSw Component Prototype	RootSwComponent Prototype	0..1	aggr	This represents the root SwCompositionPrototype of the Executable. This aggregation is required (in contrast to a direct reference of a SwComponentType) in order to support the definition of instanceRefs in Executable context.
traceSwitch Configuration	TraceSwitch Configuration	*	aggr	Configuration of the MsgId based trace switch <b>Tags:</b> atp.Status=draft
version	StrongRevisionLabel String	0..1	attr	Version of the executable.

**Table A.1: Executable**

<b>Class</b>		<b>ExecutionDependency</b>		
<b>Package</b>	M2::AUTOSARTemplates::AdaptivePlatform::ExecutionManifest			
<b>Note</b>	This element defines a ProcessState in which a dependent process needs to be before the process that aggregates the ExecutionDependency element can be started.			
<b>Base</b>	ARObject			
<b>Aggregated by</b>	StateDependentStartupConfig.executionDependency			
<b>Attribute</b>	<b>Type</b>	<b>Mult.</b>	<b>Kind</b>	<b>Note</b>
processState	ModeDeclaration	0..1	iref	This represent the applicable modeDeclaration that represents an ProcessState. <b>InstanceRef implemented by:</b> ModeInProcessInstance Ref

**Table A.2: ExecutionDependency**

<b>Enumeration</b>	<b>ExecutionStateReportingBehaviorEnum</b>
<b>Package</b>	M2::AUTOSARTemplates::AdaptivePlatform::ApplicationDesign::ApplicationStructure
<b>Note</b>	This enumeration provides options for controlling of how an Executable reports its execution state to the Execution Management
<b>Aggregated by</b>	<a href="#">Executable.reportingBehavior</a>
<b>Literal</b>	<b>Description</b>
doesNotReportExecutionState	The Executable shall not report its execution state to the Execution Management. <b>Tags:</b> atp.EnumerationLiteralIndex=1
reportsExecutionState	The Executable shall report its execution state to the Execution Management. <b>Tags:</b> atp.EnumerationLiteralIndex=0

**Table A.3: ExecutionStateReportingBehaviorEnum**

<b>Class</b>	<b>Machine</b>			
<b>Package</b>	M2::AUTOSARTemplates::AdaptivePlatform::MachineManifest			
<b>Note</b>	Machine that represents an Adaptive Autosar Software Stack. <b>Tags:</b> atp.recommendedPackage=Machines			
<b>Base</b>	<i>ARElement, ARObject, AtpClassifier, AtpFeature, AtpStructureElement, CollectableElement, Identifiable, MultilanguageReferrable, PackageableElement, Referrable, UploadableDeploymentElement, UploadablePackageElement</i>			
<b>Aggregated by</b>	ARPackage.element, AtpClassifier.atpFeature			
<b>Attribute</b>	<b>Type</b>	<b>Mult.</b>	<b>Kind</b>	<b>Note</b>
defaultApplicationTimeout	EnterExitTimeout	0..1	aggr	This aggregation defines a default timeout in the context of a given Machine with respect to the launching and termination of applications.
environmentVariable	<a href="#">TagWithOptionalValue</a>	*	aggr	This aggregation represents the collection of environment variables that shall be added to the environment defined on the level of the enclosing Machine. <b>Stereotypes:</b> atpSplittable <b>Tags:</b> atp.Splitkey=environmentVariable
machineDesign	MachineDesign	0..1	ref	Reference to the MachineDesign this Machine is implementing.
moduleInstantiation	AdaptiveModuleInstantiation	*	aggr	Configuration of Adaptive Autosar module instances that are running on the machine. <b>Stereotypes:</b> atpSplittable <b>Tags:</b> atp.Splitkey=moduleInstantiation.shortName
processor	Processor	*	aggr	This represents the collection of processors owned by the enclosing machine.
secureCommunicationDeployment	SecureCommunicationDeployment	*	aggr	Deployment of secure communication protocol configuration settings to crypto module entities. <b>Stereotypes:</b> atpSplittable <b>Tags:</b> atp.Splitkey=secureCommunicationDeployment.shortName
trustedPlatformExecutableLaunchBehavior	<a href="#">TrustedPlatformExecutableLaunchBehaviorEnum</a>	0..1	attr	This attribute controls the behavior of how authentication affects the ability to launch for each Executable.

**Table A.4: Machine**

<b>Class</b>	<b>ModeDeclaration</b>			
<b>Package</b>	M2::AUTOSARTemplates::CommonStructure::ModeDeclaration			
<b>Note</b>	Declaration of one Mode. The name and semantics of a specific mode is not defined in the meta-model.			
<b>Base</b>	<i>ARObject, AtpClassifier, AtpFeature, AtpStructureElement, Identifiable, MultilanguageReferrable, Referrable</i>			
<b>Aggregated by</b>	<i>AtpClassifier.atpFeature, ModeDeclarationGroup.modeDeclaration</i>			
<b>Attribute</b>	<b>Type</b>	<b>Mult.</b>	<b>Kind</b>	<b>Note</b>
value	PositiveInteger	0..1	attr	The RTE shall take the value of this attribute for generating the source code representation of this Mode Declaration.

**Table A.5: ModeDeclaration**

<b>Class</b>	<b>ModeDeclarationGroup</b>			
<b>Package</b>	M2::AUTOSARTemplates::CommonStructure::ModeDeclaration			
<b>Note</b>	A collection of Mode Declarations. Also, the initial mode is explicitly identified. <b>Tags:</b> atp.recommendedPackage=ModeDeclarationGroups			
<b>Base</b>	<i>ARElement, ARObject, AtpBlueprint, AtpBlueprintable, AtpClassifier, AtpType, CollectableElement, Identifiable, MultilanguageReferrable, PackageableElement, Referrable, UploadableDesignElement, UploadablePackageElement</i>			
<b>Aggregated by</b>	ARPackage.element			
<b>Attribute</b>	<b>Type</b>	<b>Mult.</b>	<b>Kind</b>	<b>Note</b>
initialMode	<a href="#">ModeDeclaration</a>	0..1	ref	The initial mode of the ModeDeclarationGroup. This mode is active before any mode switches occurred.
mode Declaration	<a href="#">ModeDeclaration</a>	*	aggr	The ModeDeclarations collected in this ModeDeclaration Group. <b>Stereotypes:</b> atpSplitable; atpVariation <b>Tags:</b> atp.Splitkey=modeDeclaration.shortName, mode Declaration.variationPoint.shortLabel vh.latestBindingTime=blueprintDerivationTime

**Table A.6: ModeDeclarationGroup**

<b>Class</b>	<b>ModeDeclarationGroupPrototype</b>			
<b>Package</b>	M2::AUTOSARTemplates::CommonStructure::ModeDeclaration			
<b>Note</b>	The ModeDeclarationGroupPrototype specifies a set of Modes (ModeDeclarationGroup) which is provided or required in the given context.			
<b>Base</b>	<i>ARObject, AtpFeature, AtpPrototype, Identifiable, MultilanguageReferrable, Referrable</i>			
<b>Aggregated by</b>	<i>AtpClassifier.atpFeature, BswModuleDescription.providedModeGroup, BswModuleDescription.requiredModeGroup, FirewallStateSwitchInterface.firewallStateMachine, FunctionGroupSet.functionGroup, ModeSwitchInterface.modeGroup, Process.processStateMachine, StateManagementStateNotification.stateMachine</i>			
<b>Attribute</b>	<b>Type</b>	<b>Mult.</b>	<b>Kind</b>	<b>Note</b>
type	<a href="#">ModeDeclarationGroup</a>	0..1	tref	The "collection of ModeDeclarations" (= ModeDeclaration Group) supported by a component <b>Stereotypes:</b> isOfType

**Table A.7: ModeDeclarationGroupPrototype**

<b>Primitive</b>	<b>NormalizedInstruction</b>
<b>Package</b>	M2::AUTOSARTemplates::GenericStructure::GeneralTemplateClasses::PrimitiveTypes
<b>Note</b>	<p>This meta-class is used to describe runtime budget needs on the target system within Deterministic Client::WaitForActivation cycles. NormalizedInstructions does not reflect the actual number of code instructions, but allows the description of comparative resource needs. NormalizedInstructions is used for configuration of computing resources at integration time.</p> <p>NormalizedInstruction = runtime in sec * clock frequency in Hz</p> <p><b>Tags:</b>  atp.Status=draft  xml.xsd.customType=NORMALIZED-INSTRUCTION  xml.xsd.pattern=[1-9][0-9]*  xml.xsd.type=string</p>

**Table A.8: NormalizedInstruction**

<b>Class</b>	<b>Process</b>			
<b>Package</b>	M2::AUTOSARTemplates::AdaptivePlatform::ExecutionManifest			
<b>Note</b>	<p>This meta-class provides information required to execute the referenced <a href="#">Executable</a>.</p> <p><b>Tags:</b> atp.recommendedPackage=Processes</p>			
<b>Base</b>	<i>ARElement, ARObject, AbstractExecutionContext, AtpClassifier, CollectableElement, Identifiable, MultilanguageReferrable, PackageableElement, Referrable, UploadableDeploymentElement, UploadablePackageElement</i>			
<b>Aggregated by</b>	ARPackage.element			
<b>Attribute</b>	<b>Type</b>	<b>Mult.</b>	<b>Kind</b>	<b>Note</b>
design	ProcessDesign	0..1	ref	This reference represents the identification of the design-time representation for the Process that owns the reference.
executable	<a href="#">Executable</a>	*	ref	Reference to executable that is executed in the process. <b>Stereotypes:</b> atpUriDef
functionCluster Affiliation	String	0..1	attr	This attribute specifies which functional cluster the Process is affiliated with.
numberOf RestartAttempts	PositiveInteger	0..1	attr	This attribute defines how often a process shall be restarted if the start fails. numberOfRestartAttempts = "0" OR Attribute not existing, start once numberOfRestartAttempts = "1", start a second time
preMapping	Boolean	0..1	attr	This attribute describes whether the executable is preloaded into the memory.
processState Machine	<a href="#">ModeDeclarationGroup</a> <a href="#">Prototype</a>	0..1	aggr	Set of Process States that are defined for the process.
securityEvent	SecurityEventDefinition	*	ref	The reference identifies the collection of SecurityEvents that can be reported by the Process. <b>Stereotypes:</b> atpSplitable; atpUriDef <b>Tags:</b> atp.Splitkey=securityEvent atp.Status=candidate
stateDependent StartupConfig	<a href="#">StateDependentStartup</a> <a href="#">Config</a>	*	aggr	Applicable startup configurations.

**Table A.9: Process**

<b>Class</b>	<b>ProcessArgument</b>			
<b>Package</b>	M2::AUTOSARTemplates::AdaptivePlatform::ExecutionManifest			
<b>Note</b>	This meta-class has the ability to define command line arguments for processing by the Main function.			
<b>Base</b>	ARObject			
<b>Aggregated by</b>	<a href="#">StartupConfig.processArgument</a>			
<b>Attribute</b>	<b>Type</b>	<b>Mult.</b>	<b>Kind</b>	<b>Note</b>
argument	String	0..1	attr	This represents one command-line argument to be processed by the executable software.

**Table A.10: ProcessArgument**

<b>Class</b>	<b>ProcessToMachineMapping</b>			
<b>Package</b>	M2::AUTOSARTemplates::AdaptivePlatform::MachineManifest			
<b>Note</b>	This meta-class has the ability to associate a Process with a Machine. This relation involves the definition of further properties, e.g. timeouts.			
<b>Base</b>	ARObject, Identifiable, MultilanguageReferrable, Referrable			
<b>Aggregated by</b>	ProcessToMachineMappingSet.processToMachineMapping			
<b>Attribute</b>	<b>Type</b>	<b>Mult.</b>	<b>Kind</b>	<b>Note</b>
design	ProcessDesignToMachineDesignMapping	0..1	ref	This reference represents the identification of the design-time representation for the ProcessToMachine Mapping that owns the reference.
machine	<a href="#">Machine</a>	0..1	ref	This reference identifies the Machine in the context of the ProcessToMachineMapping.
nonOsModuleInstantiation	NonOsModuleInstantiation	0..1	ref	This supports the optional case that the process represents a platform module.
persistencyCentralStorageURI	UriString	0..1	attr	This attribute identifies a central place for the mapped Process to store the list of available storages and version information.
process	<a href="#">Process</a>	0..1	ref	This reference identifies the Process in the context of the ProcessToMachineMapping.
shallNotRunOn	ProcessorCore	*	ref	This reference indicates a collection of cores onto which the mapped process shall not be executing.
shallRunOn	ProcessorCore	*	ref	This reference indicates a collection of cores onto which the mapped process shall be executing.

**Table A.11: ProcessToMachineMapping**

<b>Class</b>	<b>Referrable</b> (abstract)			
<b>Package</b>	M2::AUTOSARTemplates::GenericStructure::GeneralTemplateClasses::Identifiable			
<b>Note</b>	Instances of this class can be referred to by their identifier (while adhering to namespace borders).			
<b>Base</b>	ARObject			
<b>Subclasses</b>	AtpDefinition, BswDistinguishedPartition, BswModuleCallPoint, BswModuleClientServerEntry, BswVariableAccess, CouplingPortTrafficClassAssignment, CppImplementationData TypeContextTarget, DiagnosticEnvModeElement, EthernetPriorityRegeneration, ExclusiveAreaNestingOrder, HwDescriptionEntity, ImplementationProps, ModeTransition, MultilanguageReferrable, NmNetworkHandle, PncMappingIdent, SingleLanguageReferrable, SoConIPdulIdentifier, SocketConnectionBundle, SomeipRequiredEventGroup, TimeSyncServerConfiguration, TpConnectionIdent			
<b>Attribute</b>	<b>Type</b>	<b>Mult.</b>	<b>Kind</b>	<b>Note</b>





<b>Class</b>		<b>Referrable</b> (abstract)		
shortName	Identifier	1	attr	This specifies an identifying shortName for the object. It needs to be unique within its context and is intended for humans but even more for technical reference.  <b>Stereotypes:</b> atpIdentityContributor <b>Tags:</b> xml.enforceMinMultiplicity=true xml.sequenceOffset=-100
shortName Fragment	ShortNameFragment	*	aggr	This specifies how the Referrable.shortName is composed of several shortNameFragments.  <b>Tags:</b> xml.sequenceOffset=-90

**Table A.12: Referrable**

<b>Class</b>		<b>ResourceConsumption</b>		
<b>Package</b>	M2::AUTOSARTemplates::CommonStructure::ResourceConsumption			
<b>Note</b>	Description of consumed resources by one implementation of a software.			
<b>Base</b>	ARObject, Identifiable, MultilanguageReferrable, Referrable			
<b>Aggregated by</b>	EcuResourceEstimation.bswResourceEstimation, EcuResourceEstimation.rteResourceEstimation, Implementation.resourceConsumption, StateDependentStartupConfig.resourceConsumption			
<b>Attribute</b>	<b>Type</b>	<b>Mult.</b>	<b>Kind</b>	<b>Note</b>
memoryUsage	MemoryUsage	*	aggr	Collection of the memory allocated by the owner.  <b>Stereotypes:</b> atpSplittable <b>Tags:</b> atp.Splitkey=memoryUsage.shortName

**Table A.13: ResourceConsumption**

<b>Class</b>		<b>ResourceGroup</b>		
<b>Package</b>	M2::AUTOSARTemplates::AdaptivePlatform::PlatformModuleDeployment::AdaptiveModule Implementation			
<b>Note</b>	This meta-class represents a resource group that limits the resource usage of a collection of processes.			
<b>Base</b>	ARObject, Identifiable, MultilanguageReferrable, Referrable			
<b>Aggregated by</b>	OsModuleInstantiation.resourceGroup			
<b>Attribute</b>	<b>Type</b>	<b>Mult.</b>	<b>Kind</b>	<b>Note</b>
cpuUsage	PositiveInteger	0..1	attr	CPU resource limit in percentage of the total CPU capacity on the machine.
memUsage	PositiveInteger	0..1	attr	Memory limit in bytes.

**Table A.14: ResourceGroup**

<b>Class</b>		<b>SoftwareCluster</b>		
<b>Package</b>	M2::AUTOSARTemplates::AdaptivePlatform::SoftwareDistribution			
<b>Note</b>	This meta-class represents the ability to define an uploadable software-package, i.e. the SoftwareCluster shall contain all software and configuration for a given purpose.  <b>Tags:</b> atp.recommendedPackage=SoftwareClusters			
<b>Base</b>	ARElement, ARObject, CollectableElement, Identifiable, MultilanguageReferrable, Packageable Element, Referrable, UploadableDeploymentElement, UploadablePackageElement			
<b>Aggregated by</b>	ARPackage.element			
<b>Attribute</b>	<b>Type</b>	<b>Mult.</b>	<b>Kind</b>	<b>Note</b>





Class	SoftwareCluster			
artifactChecksum	ArtifactChecksum	*	aggr	This aggregation carries the checksums for artifacts contained in the enclosing SoftwareCluster. Please note that the value of these checksums is only applicable at the time of configuration. <b>Stereotypes:</b> atpSplitable <b>Tags:</b> atp.Splitkey=artifactChecksum.shortName, artifactChecksum.uri
artifactLocator	ArtifactLocator	*	aggr	This aggregation represents the artifact locations that are relevant in the context of the enclosing SoftwareCluster
claimedFunctionGroup	<a href="#">ModeDeclarationGroup</a> <a href="#">Prototype</a>	*	ref	Each SoftwareCluster can reserve the usage of a given functionGroup such that no other SoftwareCluster is allowed to use it
conflictsTo	SoftwareCluster DependencyFormula	0..1	aggr	This aggregation handles conflicts. If it yields true then the SoftwareCluster shall not be installed. <b>Stereotypes:</b> atpSplitable <b>Tags:</b> atp.Splitkey=conflictsTo
containedARElement	ARElement	*	ref	This reference represents the collection of model elements that cannot derive from UploadablePackageElement and that contribute to the completeness of the definition of the SoftwareCluster. <b>Stereotypes:</b> atpSplitable <b>Tags:</b> atp.Splitkey=containedARElement
containedFibexElement	FibexElement	*	ref	This allows for referencing FibexElements that need to be considered in the context of a SoftwareCluster.
containedPackageElement	UploadablePackageElement	*	ref	This reference identifies model elements that are required to complete the manifest content. <b>Stereotypes:</b> atpSplitable <b>Tags:</b> atp.Splitkey=containedPackageElement
containedProcess	<a href="#">Process</a>	*	ref	This reference represent the processes contained in the enclosing SoftwareCluster.
dependsOn	SoftwareCluster DependencyFormula	0..1	aggr	This aggregation can be taken to identify a dependency for the enclosing SoftwareCluster. <b>Stereotypes:</b> atpSplitable <b>Tags:</b> atp.Splitkey=dependsOn
design	SoftwareClusterDesign	*	ref	This reference represents the identification of all SoftwareClusterDesigns applicable for the enclosing SoftwareCluster. <b>Stereotypes:</b> atpUriDef
diagnosticDeploymentProps	SoftwareCluster DiagnosticDeploymentProps	0..1	ref	This reference identifies the applicable SoftwareClusterDiagnosticDeploymentProps that are applicable for the referencing SoftwareCluster.
installationBehavior	SoftwareCluster InstallationBehaviorEnum	0..1	attr	This attribute controls the behavior of the SoftwareCluster in terms of installation.
license	Documentation	*	ref	This attribute allows for the inclusion of the full text of a license of the enclosing SoftwareCluster. In many cases open source licenses require the inclusion of the full license text to any software that is released under the respective license.
moduleInstantiation	AdaptiveModule Instantiation	*	ref	This reference identifies AdaptiveModuleInstantiations that need to be included with the SoftwareCluster in order to establish infrastructure required for the installation of the SoftwareCluster. <b>Stereotypes:</b> atpSplitable <b>Tags:</b> atp.Splitkey=moduleInstantiation







Class	SoftwareCluster			
releaseNotes	Documentation	0..1	ref	This attribute allows for the explanations of changes since the previous version. The list of changes might require the creation of multiple paragraphs of test.
typeApproval	String	0..1	attr	This attribute carries the homologation information that may be specific for a given country.
vendorId	PositiveInteger	0..1	attr	Vendor ID of this Implementation according to the AUTOSAR vendor list.
vendorSignature	CryptoServiceCertificate	0..1	ref	This reference identifies the certificate that represents the vendor's signature.
version	StrongRevisionLabelString	0..1	attr	This attribute can be used to describe a version information for the enclosing SoftwareCluster.

**Table A.15: SoftwareCluster**

Class	StartupConfig			
Package	M2::AUTOSARTemplates::AdaptivePlatform::ExecutionManifest			
Note	This meta-class represents a reusable startup configuration for processes.. <b>Tags:</b> atp.recommendedPackage=StartupConfigs			
Base	ARElement, ARObject, CollectableElement, Identifiable, MultilanguageReferrable, PackageableElement, Referrable, UploadableDeploymentElement, UploadablePackageElement			
Aggregated by	ARPackage.element			
Attribute	Type	Mult.	Kind	Note
environmentVariable	TagWithOptionalValue	*	aggr	This aggregation represents the collection of environment variables that shall be added to the respective Process's environment prior to launch.
executionError	ProcessExecutionError	0..1	ref	this reference is used to identify the applicable execution error
permissionToCreateChildProcess	Boolean	0..1	attr	This attribute defines if Process is permitted to create child Processes. When setting this parameter to true two things should be kept in mind: 1) safety and security implication of this configuration, 2) the fact that Process will assume management responsibilities for child Processes (i.e. it will be responsible for terminating Processes that it creates).
processArgument (ordered)	ProcessArgument	*	aggr	This aggregation represents the collection of command-line arguments applicable to the enclosing StartupConfig.
schedulingPolicy	String	0..1	attr	This attribute represents the ability to define the scheduling policy for the initial thread of the application.
schedulingPriority	Integer	0..1	attr	This is the scheduling priority requested by the application itself.
terminationBehavior	TerminationBehaviorEnum	0..1	attr	This attribute defines the termination behavior of the Process.
timeout	EnterExitTimeout	0..1	aggr	This aggregation can be used to specify the timeouts for launching and terminating the process depending on the StartupConfig.

**Table A.16: StartupConfig**

<b>Class</b>	<b>StateDependentStartupConfig</b>			
<b>Package</b>	M2::AUTOSARTemplates::AdaptivePlatform::ExecutionManifest			
<b>Note</b>	This meta-class defines the startup configuration for the process depending on a collection of machine states.			
<b>Base</b>	ARObject			
<b>Aggregated by</b>	<a href="#">Process.stateDependentStartupConfig</a>			
<b>Attribute</b>	<b>Type</b>	<b>Mult.</b>	<b>Kind</b>	<b>Note</b>
execution Dependency	<a href="#">ExecutionDependency</a>	*	aggr	This attribute defines that all processes that are referenced via the ExecutionDependency shall be launched and shall reach a certain ProcessState before the referencing process is started.
functionGroup State	<a href="#">ModeDeclaration</a>	*	iref	This represent the applicable functionGroupMode. <b>InstanceRef implemented by:</b> FunctionGroupStateIn FunctionGroupSetInstanceRef
resource Consumption	<a href="#">ResourceConsumption</a>	0..1	aggr	This aggregation provides the ability to define resource consumption boundaries on a per-process-startup-config basis.
resourceGroup	<a href="#">ResourceGroup</a>	0..1	ref	Reference to an applicable resource group.
startupConfig	<a href="#">StartupConfig</a>	0..1	ref	Reference to a reusable startup configuration with startup parameters.

**Table A.17: StateDependentStartupConfig**

<b>Class</b>	<b>TagWithOptionalValue</b>			
<b>Package</b>	M2::AUTOSARTemplates::GenericStructure::GeneralTemplateClasses::TagWithOptionalValue			
<b>Note</b>	A tagged value is a combination of a tag (key) and a value that gives supplementary information that is attached to a model element. Please note that keys without a value are allowed.			
<b>Base</b>	ARObject			
<b>Aggregated by</b>	<a href="#">AbstractServiceInstance.capabilityRecord</a> , <a href="#">Machine.environmentVariable</a> , <a href="#">ProvidedSomeipServiceInstance.capabilityRecord</a> , <a href="#">RequiredSomeipServiceInstance.capabilityRecord</a> , <a href="#">SdClientConfig.capabilityRecord</a> , <a href="#">SdServerConfig.capabilityRecord</a> , <a href="#">StartupConfig.environmentVariable</a>			
<b>Attribute</b>	<b>Type</b>	<b>Mult.</b>	<b>Kind</b>	<b>Note</b>
key	String	0..1	attr	Defines a key.
sequenceOffset	Integer	0..1	attr	The sequenceOffset attribute supports the use case where TagWithOptionalValue is aggregated as splittable. If multiple aggregations define the same value of attribute key then the order in which the value collection is merged might be significant. As an example consider the modeling of the \$PATH environment variable by means of a meta class TagWithOptionalValue. The sequenceOffset describes the relative position of each contribution in the concatenated value. The contributions are sorted in increasing integer order.
value	String	0..1	attr	Defines the corresponding value.

**Table A.18: TagWithOptionalValue**

<b>Enumeration</b>	<b>TerminationBehaviorEnum</b>
<b>Package</b>	M2::AUTOSARTemplates::AdaptivePlatform::ExecutionManifest
<b>Note</b>	This enumeration provides options for controlling of how a Process terminates.
<b>Aggregated by</b>	<a href="#">StartupConfig.terminationBehavior</a>
<b>Literal</b>	<b>Description</b>





<b>Enumeration</b>	<b>TerminationBehaviorEnum</b>
processIsNotSelfTerminating	The Process terminates only on request from Execution Management. <b>Tags:</b> atp.EnumerationLiteralIndex=0
processIsSelfTerminating	The Process is allowed to terminate without request from Execution Management. <b>Tags:</b> atp.EnumerationLiteralIndex=1

**Table A.19: TerminationBehaviorEnum**

<b>Enumeration</b>	<b>TrustedPlatformExecutableLaunchBehaviorEnum</b>
<b>Package</b>	M2::AUTOSARTemplates::AdaptivePlatform::MachineManifest
<b>Note</b>	This enumeration provides options for controlling the behavior of how authentication affects the ability to launch an Executable.
<b>Aggregated by</b>	<a href="#">Machine.trustedPlatformExecutableLaunchBehavior</a>
<b>Literal</b>	<b>Description</b>
monitorMode	An Executable shall always launch, even if the corresponding authentication fails <b>Tags:</b> atp.EnumerationLiteralIndex=1
noTrustedPlatformSupport	This value shall be used if there is no TrustedPlatform support on the Machine <b>Tags:</b> atp.EnumerationLiteralIndex=2
strictMode	An Executable shall not launch if the corresponding authentication fails. <b>Tags:</b> atp.EnumerationLiteralIndex=0

**Table A.20: TrustedPlatformExecutableLaunchBehaviorEnum**

## B History of Constraints and Specification Items

Please note that the lists in this chapter also include constraints and specification items that have been removed from the specification in a later version. These constraints and specification items do not appear as hyperlinks in the document.

### B.1 Constraint and Specification Item History of this document according to AUTOSAR Release 17-03

#### B.1.1 Added Specification Items in 17-03

Number	Heading
[SWS_EM_00017]	Application Processes
[SWS_EM_01000]	Startup order
[SWS_EM_01002]	Idle Process State
[SWS_EM_01003]	Starting Process State
[SWS_EM_01004]	Running Process State
[SWS_EM_01005]	Terminating Process State
[SWS_EM_01006]	Terminated Process State
[SWS_EM_01012]	Application Argument Passing
[SWS_EM_01013]	Machine State
[SWS_EM_01014]	Scheduling policy
[SWS_EM_01015]	Scheduling priority
[SWS_EM_01017]	Application Binary Name
[SWS_EM_01023]	Machine State Startup
[SWS_EM_01024]	Machine State Shutdown
[SWS_EM_01025]	Machine State Restart
[SWS_EM_01026]	Machine State change
[SWS_EM_01027]	Rejection of Client Requests
[SWS_EM_01028]	GetMachineState API
[SWS_EM_01029]	SetMachineState API
[SWS_EM_01030]	Start of Application execution
[SWS_EM_01033]	Application start-up configuration
[SWS_EM_01034]	Deny SetMachineState API Request
[SWS_EM_01035]	Machine State Restart behavior
[SWS_EM_01036]	Machine State Shutdown behavior
[SWS_EM_01037]	Machine State Startup behavior
[SWS_EM_01039]	Scheduling priority range for SCHED_FIFO and SCHED_RR
[SWS_EM_01040]	Scheduling priority range for SCHED_OTHER



△

Number	Heading
[SWS_EM_01041]	Scheduling FIFO
[SWS_EM_01042]	Scheduling Round-Robin
[SWS_EM_01043]	Scheduling Other
[SWS_EM_01050]	Start dependent Application Executables
[SWS_EM_01051]	Shutdown Application Executables
[SWS_EM_01052]	Application State Initializing
[SWS_EM_01053]	Application State Running
[SWS_EM_01055]	Application State Termination
[SWS_EM_01056]	Machine State Management Application
[SWS_EM_01057]	Machine State Change arbitration
[SWS_EM_01058]	Shutdown of the Operating System
[SWS_EM_01059]	Restart of the Operating System
[SWS_EM_01060]	Machine State change behavior
[SWS_EM_02000]	
[SWS_EM_02001]	
[SWS_EM_02002]	
[SWS_EM_02003]	
[SWS_EM_02005]	
[SWS_EM_02006]	
[SWS_EM_02007]	
[SWS_EM_02008]	
[SWS_EM_02009]	
[SWS_EM_02014]	
[SWS_EM_02019]	
[SWS_EM_02030]	
[SWS_EM_02031]	Application State Reporting
[SWS_EM_99999]	
[SWS_OSI_01007]	

**Table B.1: Added Specification Items in 17-03**

### B.1.2 Changed Specification Items in 17-03

none

### B.1.3 Deleted Specification Items in 17-03

none

### B.1.4 Added Constraints in 17-03

none

### B.1.5 Changed Constraints in 17-03

none

### B.1.6 Deleted Constraints in 17-03

none

## B.2 Constraint and Specification Item History of this document according to AUTOSAR Release 17-10

### B.2.1 Added Specification Items in 17-10

Number	Heading
[SWS_EM_01001]	Execution Dependency error
[SWS_EM_01016]	RestartProcess API
[SWS_EM_01018]	OverrideState API
[SWS_EM_01032]	Machine States
[SWS_EM_01061]	OverrideState API interrupt
[SWS_EM_01062]	RestartProcess behaviour
[SWS_EM_01107]	Function Group name
[SWS_EM_01108]	Function Group State
[SWS_EM_01109]	State References
[SWS_EM_01110]	Off States
[SWS_EM_01111]	No reference to Off State
[SWS_EM_01112]	StartupConfig
[SWS_EM_01201]	Core Binding
[SWS_EM_02041]	ResetCause Enumeration
[SWS_EM_02042]	ApplicationClient::SetLastResetCause API
[SWS_EM_02043]	ApplicationClient::GetLastResetCause API
[SWS_EM_02044]	Machine State change in progress
[SWS_EM_02047]	StateClient::GetState API
[SWS_EM_02048]	Function Group State change in progress
[SWS_EM_02049]	State change failed





Number	Heading
[SWS_EM_02050]	State change successful
[SWS_EM_02051]	Machine State change in progress
[SWS_EM_02054]	StateClient::SetState API
[SWS_EM_02055]	Function Group State change in progress
[SWS_EM_02056]	State change failed
[SWS_EM_02057]	State change successful
[SWS_EM_02070]	ApplicationReturnType Enumeration
[SWS_EM_02071]	
[SWS_EM_02072]	Retrieving Machine State
[SWS_EM_02073]	Retrieving Function Group State
[SWS_EM_02074]	Setting Machine State
[SWS_EM_02075]	Setting Function Group State
[SWS_EM_NA]	

**Table B.2: Added Specification Items in 17-10**

## B.2.2 Changed Specification Items in 17-10

Number	Heading
[SWS_EM_01000]	Startup order
[SWS_EM_01002]	Idle Process State
[SWS_EM_01003]	Starting Process State
[SWS_EM_01004]	Running Process State
[SWS_EM_01005]	Terminating Process State
[SWS_EM_01006]	Terminated Process State
[SWS_EM_01012]	Application Argument Passing
[SWS_EM_01013]	Machine State and Function Group State
[SWS_EM_01014]	Scheduling policy
[SWS_EM_01015]	Scheduling priority
[SWS_EM_01017]	Application Binary Name
[SWS_EM_01023]	Machine State Startup
[SWS_EM_01024]	Machine State Shutdown
[SWS_EM_01025]	Machine State Restart
[SWS_EM_01026]	State change
[SWS_EM_01028]	GetState API
[SWS_EM_01030]	Start of Application execution
[SWS_EM_01033]	Application start-up configuration





Number	Heading
[SWS_EM_01034]	Deny State change request
[SWS_EM_01035]	Machine State Restart behavior
[SWS_EM_01036]	Machine State Shutdown behavior
[SWS_EM_01037]	Machine State Startup behavior
[SWS_EM_01039]	Scheduling priority range for SCHED_FIFO and SCHED_RR
[SWS_EM_01040]	Scheduling priority range for SCHED_OTHER
[SWS_EM_01041]	Scheduling FIFO
[SWS_EM_01042]	Scheduling Round-Robin
[SWS_EM_01043]	Scheduling Other
[SWS_EM_01050]	Start dependent Application Executables
[SWS_EM_01051]	Shutdown Application Executables
[SWS_EM_01053]	Application State Running
[SWS_EM_01055]	Application State Termination
[SWS_EM_01056]	State Manager
[SWS_EM_01058]	Shutdown of the Operating System
[SWS_EM_01059]	Restart of the Operating System
[SWS_EM_01060]	State change behavior
[SWS_EM_02000]	ApplicationState Enumeration
[SWS_EM_02001]	
[SWS_EM_02002]	ApplicationClient::~ApplicationClient API
[SWS_EM_02003]	ApplicationClient::ReportApplicationState API
[SWS_EM_02005]	StateReturnType Enumeration
[SWS_EM_02006]	
[SWS_EM_02007]	StateClient::StateClient API
[SWS_EM_02008]	StateClient::~StateClient API
[SWS_EM_02030]	ApplicationClient::ApplicationClient API
[SWS_EM_02031]	Application State Reporting

**Table B.3: Changed Specification Items in 17-10**

### B.2.3 Deleted Specification Items in 17-10

Number	Heading
[SWS_EM_00017]	Application Processes
[SWS_EM_01027]	Rejection of Client Requests
[SWS_EM_01029]	SetMachineState API







Number	Heading
[SWS_EM_01052]	Application State <i>Initializing</i>
[SWS_EM_01057]	Machine State Change <i>arbitration</i>
[SWS_EM_02009]	
[SWS_EM_02014]	
[SWS_EM_02019]	
[SWS_EM_99999]	

**Table B.4: Deleted Specification Items in 17-10**

#### B.2.4 Added Constraints in 17-10

none

#### B.2.5 Changed Constraints in 17-10

none

#### B.2.6 Deleted Constraints in 17-10

none

### B.3 Constraint and Specification Item History of this document according to AUTOSAR Release 18-03

#### B.3.1 Added Specification Items in 18-03

Number	Heading
[SWS_EM_01044]	Machine States Identification
[SWS_EM_01063]	Process Restart Failed
[SWS_EM_01064]	Process Restart Successful
[SWS_EM_01065]	Shutdown state timeout monitoring behavior
[SWS_EM_01066]	Start state change behavior
[SWS_EM_01067]	Confirm State Changes
[SWS_EM_01068]	Report start-up timeout



△

Number	Heading
[SWS_EM_01069]	Self-terminating Process State
[SWS_EM_01070]	Acknowledgement of termination request
[SWS_EM_01071]	Initiation of Process self-termination
[SWS_EM_01072]	Application Argument Zero
[SWS_EM_01073]	Simple Arguments
[SWS_EM_01074]	Short form arguments with option value
[SWS_EM_01075]	Short form Arguments without option value
[SWS_EM_01076]	Long form Arguments with option value
[SWS_EM_01077]	Long form Arguments without option value
[SWS_EM_01301]	Cyclic Execution
[SWS_EM_01302]	Cyclic Execution Control
[SWS_EM_01305]	Worker Pool
[SWS_EM_01308]	Random Numbers
[SWS_EM_01310]	Get Activation Time
[SWS_EM_01311]	Activation Time Unknown
[SWS_EM_01312]	Get Next Activation Time
[SWS_EM_01313]	Next Activation Time Unknown
[SWS_EM_02058]	State Transition Timeout
[SWS_EM_02102]	Memory control
[SWS_EM_02103]	CPU usage control
[SWS_EM_02104]	Core affinity
[SWS_EM_02106]	ResourceGroup assignment
[SWS_EM_02107]	Maximum heap
[SWS_EM_02108]	Maximum system memory usage
[SWS_EM_02109]	Process pre-mapping
[SWS_EM_02201]	ActivationReturnType Enumeration
[SWS_EM_02202]	ActivationTimeStampReturnType Enumeration
[SWS_EM_02210]	
[SWS_EM_02211]	DeterministicClient::DeterministicClient API
[SWS_EM_02215]	DeterministicClient::~~DeterministicClient API
[SWS_EM_02216]	DeterministicClient::WaitForNextActivation API
[SWS_EM_02220]	DeterministicClient::RunWorkerPool API
[SWS_EM_02225]	DeterministicClient::GetRandom API
[SWS_EM_02230]	DeterministicClient::GetActivationTime API
[SWS_EM_02235]	DeterministicClient::GetNextActivationTime API

**Table B.5: Added Specification Items in 18-03**

### B.3.2 Changed Specification Items in 18-03

Number	Heading
[SWS_EM_01000]	Startup order
[SWS_EM_01001]	Execution Dependency error
[SWS_EM_01002]	Idle Process State
[SWS_EM_01003]	Starting Process State
[SWS_EM_01004]	Running Process State
[SWS_EM_01005]	Terminating Process State
[SWS_EM_01006]	Terminated Process State
[SWS_EM_01012]	Application Argument Passing
[SWS_EM_01013]	Machine State and Function Group State
[SWS_EM_01014]	Scheduling policy
[SWS_EM_01015]	Scheduling priority
[SWS_EM_01016]	Restart Process
[SWS_EM_01018]	Override State
[SWS_EM_01023]	Machine State Startup
[SWS_EM_01024]	Machine State Shutdown
[SWS_EM_01025]	Machine State Restart
[SWS_EM_01026]	State Change
[SWS_EM_01028]	Get State Information
[SWS_EM_01030]	Start of Process execution
[SWS_EM_01032]	Machine States Obtainment
[SWS_EM_01033]	Application start-up configuration
[SWS_EM_01034]	Deny State Change Request
[SWS_EM_01035]	Machine State Restart behavior
[SWS_EM_01036]	Machine State Shutdown behavior
[SWS_EM_01037]	Machine State Startup behavior
[SWS_EM_01041]	Scheduling FIFO
[SWS_EM_01042]	Scheduling Round-Robin
[SWS_EM_01043]	Scheduling Other
[SWS_EM_01050]	Start Dependent Processes
[SWS_EM_01051]	Shutdown Processes
[SWS_EM_01053]	Application State Running
[SWS_EM_01055]	Initiation of Process termination
[SWS_EM_01058]	Shutdown of the Operating System
[SWS_EM_01059]	Restart of the Operating System
[SWS_EM_01060]	Shutdown state change behavior
[SWS_EM_01061]	Override State Interrupt





Number	Heading
[SWS_EM_01062]	Restart Process Behavior
[SWS_EM_01107]	Function Group name
[SWS_EM_01108]	Function Group State
[SWS_EM_01109]	State References
[SWS_EM_01110]	Off States
[SWS_EM_02001]	
[SWS_EM_02044]	State Change in Progress
[SWS_EM_02049]	State Change Failed
[SWS_EM_02050]	State Information Success
[SWS_EM_02056]	State Change Failed
[SWS_EM_02057]	State Change Successful
[SWS_EM_NA]	

**Table B.6: Changed Specification Items in 18-03**

### B.3.3 Deleted Specification Items in 18-03

Number	Heading
[SWS_EM_01017]	Application Binary Name
[SWS_EM_01056]	State Manager
[SWS_EM_01112]	StartupConfig
[SWS_EM_01201]	Core Binding
[SWS_EM_02005]	StateReturnType Enumeration
[SWS_EM_02006]	
[SWS_EM_02007]	StateClient::StateClient API
[SWS_EM_02008]	StateClient::~~StateClient API
[SWS_EM_02031]	Application State Reporting
[SWS_EM_02041]	ResetCause Enumeration
[SWS_EM_02042]	ApplicationClient::SetLastResetCause API
[SWS_EM_02043]	ApplicationClient::GetLastResetCause API
[SWS_EM_02047]	StateClient::GetState API
[SWS_EM_02048]	Function Group State change in progress
[SWS_EM_02051]	Machine State change in progress
[SWS_EM_02054]	StateClient::SetState API
[SWS_EM_02055]	Function Group State change in progress
[SWS_EM_02071]	
[SWS_EM_02072]	Retrieving Machine State





Number	Heading
[SWS_EM_02073]	Retrieving Function Group State
[SWS_EM_02074]	Setting Machine State
[SWS_EM_02075]	Setting Function Group State

**Table B.7: Deleted Specification Items in 18-03**

### B.3.4 Added Constraints in 18-03

none

### B.3.5 Changed Constraints in 18-03

none

### B.3.6 Deleted Constraints in 18-03

none

## B.4 Constraint and Specification Item History of this document according to AUTOSAR Release 18-10

### B.4.1 Added Specification Items in 18-10

none

### B.4.2 Changed Specification Items in 18-10

Number	Heading
[SWS_EM_01000]	Startup order
[SWS_EM_01001]	Execution Dependency error
[SWS_EM_01004]	Running Process State
[SWS_EM_01005]	Terminating Process State
[SWS_EM_01012]	Process Argument Passing
[SWS_EM_01013]	Machine State and Function Group State





Number	Heading
[SWS_EM_01014]	Scheduling policy
[SWS_EM_01015]	Scheduling priority
[SWS_EM_01018]	Override State
[SWS_EM_01023]	Machine State Startup
[SWS_EM_01024]	Machine State Shutdown
[SWS_EM_01025]	Machine State Restart
[SWS_EM_01026]	State Change
[SWS_EM_01028]	Get State Information
[SWS_EM_01033]	Process start-up configuration
[SWS_EM_01034]	Deny State Change Request
[SWS_EM_01035]	Machine State Restart behavior
[SWS_EM_01036]	Machine State Shutdown behavior
[SWS_EM_01037]	Machine State Startup behavior
[SWS_EM_01039]	Scheduling priority range for SCHED_FIFO and SCHED_RR
[SWS_EM_01040]	Scheduling priority range for SCHED_OTHER
[SWS_EM_01041]	Scheduling FIFO
[SWS_EM_01042]	Scheduling Round-Robin
[SWS_EM_01043]	Scheduling Other
[SWS_EM_01053]	Execution State Running
[SWS_EM_01060]	Shutdown state change behavior
[SWS_EM_01065]	Shutdown state timeout monitoring behavior
[SWS_EM_01066]	Start state change behavior
[SWS_EM_01067]	Confirm State Changes
[SWS_EM_01069]	Self-terminating Process State
[SWS_EM_01070]	Acknowledgement of termination request
[SWS_EM_01071]	Initiation of Process self-termination
[SWS_EM_01072]	Process Argument Zero
[SWS_EM_01074]	Short form arguments with option value
[SWS_EM_01075]	Short form Arguments without option value
[SWS_EM_01076]	Long form Arguments with option value
[SWS_EM_01077]	Long form Arguments without option value
[SWS_EM_01107]	Function Group configuration
[SWS_EM_01109]	Misconfigured Process instances
[SWS_EM_01110]	Off States
[SWS_EM_02000]	ExecutionState Enumeration
[SWS_EM_02001]	
[SWS_EM_02002]	ExecutionClient::~~ExecutionClient API
[SWS_EM_02003]	ExecutionClient::ReportExecutionState API





Number	Heading
[SWS_EM_02030]	ExecutionClient::ExecutionClient API
[SWS_EM_02044]	State Change in Progress
[SWS_EM_02049]	State Change Failed
[SWS_EM_02070]	ExecutionReturnTypes Enumeration
[SWS_EM_02109]	Process pre-mapping
[SWS_EM_02210]	
[SWS_EM_NA]	

**Table B.8: Changed Specification Items in 18-10**

### B.4.3 Deleted Specification Items in 18-10

Number	Heading
[SWS_EM_01044]	Machine States Identification
[SWS_EM_01108]	Function Group State
[SWS_EM_01111]	No reference to Off State

**Table B.9: Deleted Specification Items in 18-10**

### B.4.4 Added Constraints in 18-10

none

### B.4.5 Changed Constraints in 18-10

none

### B.4.6 Deleted Constraints in 18-10

none

## B.5 Constraint and Specification Item History of this document according to AUTOSAR Release 19-03

### B.5.1 Added Specification Items in R19-03

Number	Heading
[SWS_EM_02250]	Machine State Startup
[SWS_EM_02251]	State transition - restart behavior
[SWS_EM_02252]	State transition - Process termination timeout reporting
[SWS_EM_02253]	State transition - Process start-up timeout monitoring
[SWS_EM_02254]	Misconfigured Process - assigned to more than one Function Group
[SWS_EM_02255]	State transition - Process termination timeout reaction
[SWS_EM_02256]	State transition - Process start-up timeout reaction

**Table B.10: Added Specification Items in R19-03**

### B.5.2 Changed Specification Items in R19-03

Number	Heading
[SWS_EM_01001]	Execution Dependency error
[SWS_EM_01005]	Terminating Process State
[SWS_EM_01012]	Process Argument Passing
[SWS_EM_01013]	Function Group State
[SWS_EM_01014]	Scheduling policy
[SWS_EM_01015]	Scheduling priority
[SWS_EM_01023]	Self initiation of Machine State Startup transition
[SWS_EM_01024]	Machine State Shutdown
[SWS_EM_01025]	Machine State Restart
[SWS_EM_01060]	State transition - termination behavior
[SWS_EM_01065]	State transition - Process termination timeout monitoring
[SWS_EM_01066]	State transition - start behavior
[SWS_EM_01067]	Finish of a successful state transition
[SWS_EM_01068]	State transition - Process start-up timeout reporting
[SWS_EM_01109]	Misconfigured Process - not assigned to a Function Group
[SWS_EM_01110]	Off States
[SWS_EM_01400]	Execution Dependency resolution
[SWS_EM_02000]	
[SWS_EM_02001]	
[SWS_EM_02201]	







Number	Heading
[SWS_EM_02202]	
[SWS_EM_02210]	
[SWS_EM_02241]	Machine State Startup Completion
[SWS_EM_02245]	Dependency resolution during state change
[SWS_EM_02246]	Process specific Environment Variables

**Table B.11: Changed Specification Items in R19-03**

### B.5.3 Deleted Specification Items in R19-03

Number	Heading
[SWS_EM_01035]	Machine State Restart behavior
[SWS_EM_01036]	Machine State Shutdown behavior
[SWS_EM_02002]	ExecutionClient::~~ExecutionClient API
[SWS_EM_02003]	ExecutionClient::ReportExecutionState API
[SWS_EM_02030]	ExecutionClient::ExecutionClient API
[SWS_EM_02070]	ExecutionReturnType Enumeration
[SWS_EM_02211]	DeterministicClient::DeterministicClient API
[SWS_EM_02215]	DeterministicClient::~~DeterministicClient API
[SWS_EM_02216]	DeterministicClient::WaitForNextActivation API
[SWS_EM_02220]	DeterministicClient::RunWorkerPool API
[SWS_EM_02225]	DeterministicClient::GetRandom API
[SWS_EM_02230]	DeterministicClient::GetActivationTime API
[SWS_EM_02235]	DeterministicClient::GetNextActivationTime API

**Table B.12: Deleted Specification Items in R19-03**

### B.5.4 Added Constraints in R19-03

none

### B.5.5 Changed Constraints in R19-03

none

### B.5.6 Deleted Constraints in R19-03

none

## B.6 Constraint and Specification Item History of this document according to AUTOSAR Release R19-11

### B.6.1 Added Specification Items in R19-11

Number	Heading
[SWS_EM_01401]	Process Self Reporting
[SWS_EM_01402]	Implicit Running Process State
[SWS_EM_01403]	Reporting Non-reporting Process
[SWS_EM_01404]	Terminating Process State after Termination Request
[SWS_EM_01405]	Terminating Process State after Terminating Report
[SWS_EM_02002]	
[SWS_EM_02003]	
[SWS_EM_02030]	
[SWS_EM_02211]	
[SWS_EM_02215]	
[SWS_EM_02216]	
[SWS_EM_02220]	
[SWS_EM_02225]	
[SWS_EM_02230]	
[SWS_EM_02235]	
[SWS_EM_02257]	Recovery Action API Security
[SWS_EM_02258]	State transition - Process termination timeout reporting
[SWS_EM_02259]	State transition - Process start-up timeout reporting
[SWS_EM_02260]	State transition - Process start-up timeout reaction
[SWS_EM_02261]	Enter Unrecoverable State
[SWS_EM_02262]	Enter Unrecoverable State Behavior
[SWS_EM_02263]	
[SWS_EM_02264]	
[SWS_EM_02265]	
[SWS_EM_02266]	
[SWS_EM_02267]	
[SWS_EM_02268]	
[SWS_EM_02269]	
[SWS_EM_02270]	



△

Number	Heading
[SWS_EM_02271]	
[SWS_EM_02272]	
[SWS_EM_02273]	
[SWS_EM_02274]	
[SWS_EM_02275]	
[SWS_EM_02276]	
[SWS_EM_02277]	
[SWS_EM_02278]	
[SWS_EM_02279]	
[SWS_EM_02281]	
[SWS_EM_02282]	
[SWS_EM_02283]	
[SWS_EM_02284]	
[SWS_EM_02286]	
[SWS_EM_02287]	
[SWS_EM_02288]	
[SWS_EM_02289]	
[SWS_EM_02290]	
[SWS_EM_02291]	
[SWS_EM_02292]	
[SWS_EM_02297]	StateClient usage restriction
[SWS_EM_02298]	Canceling ongoing state transition
[SWS_EM_02299]	Availability of a Trust Anchor
[SWS_EM_02300]	Integrity and Authenticity of processed <a href="#">Machine Manifest</a>
[SWS_EM_02301]	Integrity and Authenticity of each <a href="#">Executable</a>
[SWS_EM_02302]	Integrity and Authenticity of shared objects
[SWS_EM_02303]	Integrity and Authenticity of processed <a href="#">Execution Manifests</a>
[SWS_EM_02304]	Integrity and Authenticity of processed <a href="#">Service Instance Manifests</a>
[SWS_EM_02305]	Failed authenticity checks
[SWS_EM_02306]	Machine Manifest
[SWS_EM_02307]	Strict Mode - Execution manifest
[SWS_EM_02308]	Strict Mode - Service Instance manifests
[SWS_EM_02309]	Strict Mode - Executables

**Table B.13: Added Specification Items in R19-11**

## B.6.2 Changed Specification Items in R19-11

Number	Heading
[SWS_EM_01000]	Startup order
[SWS_EM_01001]	Execution Dependency error
[SWS_EM_01002]	Idle Process State
[SWS_EM_01003]	Starting Process State
[SWS_EM_01004]	Running Process State of Reporting Processes
[SWS_EM_01006]	Terminated Process State
[SWS_EM_01012]	Process Argument Passing
[SWS_EM_01013]	Function Group State
[SWS_EM_01014]	Scheduling policy
[SWS_EM_01015]	Scheduling priority
[SWS_EM_01016]	Process Restart
[SWS_EM_01023]	Self initiation of Machine State Startup transition
[SWS_EM_01024]	Machine State Shutdown
[SWS_EM_01025]	Machine State Restart
[SWS_EM_01030]	Restriction of process creation right for Processes
[SWS_EM_01032]	Machine States configuration
[SWS_EM_01033]	Process start-up configuration
[SWS_EM_01041]	Scheduling FIFO
[SWS_EM_01042]	Scheduling Round-Robin
[SWS_EM_01043]	Scheduling Other
[SWS_EM_01050]	Start Dependent Processes
[SWS_EM_01051]	Termination of Processes
[SWS_EM_01055]	Initiation of Process termination
[SWS_EM_01060]	State transition - termination behavior
[SWS_EM_01062]	Process Restart Behavior
[SWS_EM_01063]	Process Restart Failed
[SWS_EM_01064]	Process Restart Successful
[SWS_EM_01065]	State transition - Process termination timeout monitoring
[SWS_EM_01066]	State transition - start behavior
[SWS_EM_01067]	Finish of a successful state transition
[SWS_EM_01071]	Premature Termination of a Reporting Process
[SWS_EM_01072]	Process Argument Zero
[SWS_EM_01073]	Simple Arguments
[SWS_EM_01074]	Short form arguments with option value
[SWS_EM_01075]	Short form Arguments without option value
[SWS_EM_01076]	Long form Arguments with option value





Number	Heading
[SWS_EM_01077]	Long form Arguments without option value
[SWS_EM_01107]	Function Group configuration
[SWS_EM_01109]	Misconfigured Process - not assigned to a Function Group
[SWS_EM_01110]	Off States
[SWS_EM_01301]	Cyclic Execution
[SWS_EM_01302]	Cyclic Execution Control
[SWS_EM_01303]	Cyclic Execution Control Sequence
[SWS_EM_01304]	Service Modification
[SWS_EM_01305]	Worker Pool
[SWS_EM_01306]	Processing Container Objects
[SWS_EM_01308]	Random Numbers
[SWS_EM_01310]	Get Activation Time
[SWS_EM_01311]	Activation Time Unknown
[SWS_EM_01312]	Get Next Activation Time
[SWS_EM_01313]	Next Activation Time Unknown
[SWS_EM_01351]	Execution Cycle Time
[SWS_EM_01352]	Execution Cycle Timeout
[SWS_EM_01353]	Event-triggered Cycle Activation
[SWS_EM_02076]	Get Process States Information
[SWS_EM_02077]	Process State Transition Event
[SWS_EM_02102]	Memory control
[SWS_EM_02103]	CPU usage control
[SWS_EM_02104]	Core affinity
[SWS_EM_02106]	ResourceGroup assignment
[SWS_EM_02107]	Maximum heap
[SWS_EM_02108]	Maximum system memory usage
[SWS_EM_02109]	Process pre-mapping
[SWS_EM_02241]	Machine State Startup Completion
[SWS_EM_02242]	Further Function Group State Changes
[SWS_EM_02243]	Handling Execution State Running
[SWS_EM_02244]	Handling Execution State Terminating
[SWS_EM_02245]	Dependency resolution during state change
[SWS_EM_02246]	Process specific Environment Variables
[SWS_EM_02247]	Machine specific Environment Variables
[SWS_EM_02248]	Environment Variables precedence
[SWS_EM_02249]	Missing value from Environment Variable definition
[SWS_EM_02250]	Machine State Startup
[SWS_EM_02251]	State transition - restart behavior
[SWS_EM_02253]	State transition - Process start-up timeout monitoring





Number	Heading
[SWS_EM_02254]	Misconfigured Process - assigned to more than one Function Group
[SWS_EM_02255]	State transition - Process termination timeout reaction

**Table B.14: Changed Specification Items in R19-11**

### B.6.3 Deleted Specification Items in R19-11

Number	Heading
[SWS_EM_01005]	Terminating Process State
[SWS_EM_01018]	Enter Safe State
[SWS_EM_01026]	State Change
[SWS_EM_01028]	Get State Information
[SWS_EM_01034]	Deny State Change Request
[SWS_EM_01053]	Execution State Running
[SWS_EM_01061]	Enter Safe State Behavior
[SWS_EM_01068]	State transition - Process start-up timeout reporting
[SWS_EM_01070]	Acknowledgement of termination request
[SWS_EM_01400]	Execution Dependency resolution
[SWS_EM_02044]	State Change in Progress
[SWS_EM_02049]	State Change Failed
[SWS_EM_02050]	State Information Success
[SWS_EM_02056]	State Change Failed
[SWS_EM_02057]	State Change Successful
[SWS_EM_02058]	State Transition Timeout
[SWS_EM_02252]	State transition - Process termination timeout reporting
[SWS_EM_02256]	State transition - Process start-up timeout reaction

**Table B.15: Deleted Specification Items in R19-11**

### B.6.4 Added Constraints in R19-11

none

### B.6.5 Changed Constraints in R19-11

none

### B.6.6 Deleted Constraints in R19-11

none

## B.7 Constraint and Specification Item History of this document according to AUTOSAR Release R20-11

### B.7.1 Added Specification Items in R20-11

Number	Heading
[SWS_EM_01314]	Default value for terminationBehavior
[SWS_EM_01309]	Unexpected Termination of a process
[SWS_EM_01078]	Process Argument strings
[SWS_EM_02311]	Order of process termination timeout reaction
[SWS_EM_02310]	State transition - process termination after start-up timeout reaction
[SWS_EM_02312]	Order of process start-up timeout reaction
[SWS_EM_02280]	Effect on Execution Dependency
[SWS_EM_02313]	Unexpected Termination of starting processes during Function Group State transition
[SWS_EM_02314]	Unexpected Termination of terminating processes during Function Group State transition
[SWS_EM_01320]	Number of DeterministicClients
[SWS_EM_01321]	Minimum number of required synchronization requests
[SWS_EM_01322]	Calculation of the next cycle
[SWS_EM_01323]	Total kRun loop count
[SWS_EM_01324]	Infinite kRun loop
[SWS_EM_01325]	Synchronization Request Message
[SWS_EM_01326]	Synchronization Response Message
[SWS_EM_01327]	Return of the wait point API
[SWS_EM_02032]	On entry to the Unrecoverable State
[SWS_EM_02033]	After execution of the pre-cleanup action
[SWS_EM_02034]	After all processes managed by Execution Management terminated,
[SWS_EM_02400]	Properties of IAM-configuration assigned to processes
[SWS_EM_02203]	DeterministicClient::TimeStamp
[SWS_EM_02541]	ExecutionError
[SWS_EM_02544]	ExecutionErrorEvent
[SWS_EM_02545]	ExecutionErrorEvent::executionError
[SWS_EM_02546]	ExecutionErrorEvent::functionGroup
[SWS_EM_02510]	WorkerRunnable class
[SWS_EM_02520]	WorkerRunnable::Run





Number	Heading
[SWS_EM_02530]	WorkerThread class
[SWS_EM_02531]	WorkerThread::WorkerThread
[SWS_EM_02532]	WorkerThread:: WorkerThread
[SWS_EM_02540]	WorkerThread::GetRandom
[SWS_EM_02217]	DeterministicClient::WaitForActivation
[SWS_EM_02221]	DeterministicClient::RunWorkerPool
[SWS_EM_02226]	DeterministicClient::SetRandomSeed
[SWS_EM_02231]	DeterministicClient::GetActivationTime
[SWS_EM_02236]	DeterministicClient::GetNextActivationTime
[SWS_EM_02542]	StateClient::GetExecutionError
[SWS_EM_02543]	Default value for ExecutionError
[SWS_EM_02290]	GetExecErrorDomain
[SWS_EM_02291]	MakeErrorCode

**Table B.16: Added Specification Items in R20-11**

### B.7.2 Changed Specification Items in R20-11

Number	Heading
[SWS_EM_02243]	Handling Execution State Running
[SWS_EM_01405]	Terminating Process State after Terminating Report
[SWS_EM_01073]	Simple Arguments
[SWS_EM_01074]	Short form arguments with option value
[SWS_EM_01075]	Short form Arguments without option value
[SWS_EM_01076]	Long form Arguments with option value
[SWS_EM_01077]	Long form Arguments without option value
[SWS_EM_01032]	Machine States configuration
[SWS_EM_02250]	Machine State Startup
[SWS_EM_02258]	State transition - Process termination timeout reporting
[SWS_EM_02260]	State transition - Process start-up timeout reaction
[SWS_EM_02259]	State transition - Process start-up timeout reporting
[SWS_EM_01067]	Confirm State Changes
[SWS_EM_02297]	StateClient usage restriction
[SWS_EM_02000]	ExecutionState
[SWS_EM_02202]	ActivationTimeStampReturnType
[SWS_EM_02216]	DeterministicClient::WaitForNextActivation
[SWS_EM_02220]	DeterministicClient::RunWorkerPool





△

Number	Heading
[SWS_EM_02230]	DeterministicClient::GetActivationTime
[SWS_EM_02235]	DeterministicClient::GetNextActivationTime
[SWS_EM_02263]	FunctionGroup class
[SWS_EM_02264]	FunctionGroup::Preconstruct
[SWS_EM_02265]	FunctionGroup::FunctionGroup
[SWS_EM_02266]	FunctionGroup:: FunctionGroup
[SWS_EM_02267]	FunctionGroup::operator==
[SWS_EM_02268]	FunctionGroup::operator!=
[SWS_EM_02269]	FunctionGroupState class
[SWS_EM_02270]	FunctionGroupState::Preconstruct
[SWS_EM_02271]	FunctionGroupState::FunctionGroupState
[SWS_EM_02272]	FunctionGroupState:: FunctionGroupState
[SWS_EM_02273]	FunctionGroupState::operator==
[SWS_EM_02274]	FunctionGroupState::operator!=

**Table B.17: Changed Specification Items in R20-11**

### B.7.3 Deleted Specification Items in R20-11

Number	Heading
[SWS_EM_01071]	Premature Termination of a Reporting Process
[SWS_EM_02244]	Handling Execution State Terminating
[SWS_EM_01024]	Machine State Shutdown
[SWS_EM_02242]	Further Function Group State Changes
[SWS_EM_02257]	Recovery Action API Security
[SWS_EM_02076]	Get Process States Information
[SWS_EM_02077]	Process State Transition Event
[SWS_EM_01016]	Process Restart
[SWS_EM_01062]	Process Restart Behavior
[SWS_EM_01063]	Process Restart Failed
[SWS_EM_01064]	Process Restart Successful
[SWS_EM_02261]	Enter Unrecoverable State
[SWS_EM_02262]	Enter Unrecoverable State Behavior

**Table B.18: Deleted Specification Items in R20-11**

#### B.7.4 Added Constraints in R20-11

none

#### B.7.5 Changed Constraints in R20-11

none

#### B.7.6 Deleted Constraints in R20-11

none

### B.8 Constraint and Specification Item History of this document according to AUTOSAR Release R21-11

#### B.8.1 Added Specification Items in R21-11

Number	Heading
[SWS_EM_02547]	Obtain error information
[SWS_EM_02548]	Create error information
[SWS_EM_CON-STR_1744]	Definition of process state in the context of the ExecutionDependency
[SWS_EM_CON-STR_0001]	Modeling execution dependency for the Terminated state
[SWS_EM_02549]	MachineFG.Off handling
[SWS_EM_02551]	Missing DeterministicClient
[SWS_EM_02550]	Execution Cycle Termination
[SWS_EM_01328]	Immediate return from wait point
[SWS_EM_02323]	FunctionGroup::Create
[SWS_EM_02321]	FunctionGroup::FunctionGroup
[SWS_EM_02322]	FunctionGroup::FunctionGroup (Copy Constructor)
[SWS_EM_02328]	FunctionGroup::FunctionGroup (Move Constructor)
[SWS_EM_02327]	FunctionGroup::operator= (Copy assignment operator)
[SWS_EM_02329]	FunctionGroup::operator= (Move assignment operator)
[SWS_EM_02326]	FunctionGroupState::Create
[SWS_EM_02324]	FunctionGroupState::FunctionGroupState
[SWS_EM_02325]	FunctionGroupState::FunctionGroupState (Copy Constructor)
[SWS_EM_02331]	FunctionGroupState::FunctionGroupState (Move Constructor)





Number	Heading
[SWS_EM_02330]	FunctionGroupState::operator= (Copy assignment operator)
[SWS_EM_02332]	FunctionGroupState::operator= (Move assignment operator)

**Table B.19: Added Specification Items in R21-11**

### B.8.2 Changed Specification Items in R21-11

Number	Heading
[SWS_EM_01309]	Unexpected Termination of a process
[SWS_EM_02243]	Handling Execution State Running
[SWS_EM_01032]	Machine States configuration
[SWS_EM_02241]	Machine State Startup Completion
[SWS_EM_02254]	Misconfigured process - assigned to more than one Function Group
[SWS_EM_01060]	State transition - termination behavior
[SWS_EM_02255]	State transition - process termination timeout reaction
[SWS_EM_02258]	State transition - process termination timeout reporting
[SWS_EM_02313]	Unexpected Termination of starting processes during Function Group State transition
[SWS_EM_02314]	Unexpected Termination of terminating processes during Function Group State transition
[SWS_EM_01351]	Execution Cycle Time
[SWS_EM_01352]	Execution Cycle Timeout
[SWS_EM_01353]	Event-triggered Cycle Activation
[SWS_EM_01308]	Random Numbers
[SWS_EM_01313]	Next Activation Time Unknown
[SWS_EM_02102]	Memory control
[SWS_EM_02103]	CPU usage control
[SWS_EM_02104]	Core affinity
[SWS_EM_01014]	Scheduling policy
[SWS_EM_02107]	Maximum heap
[SWS_EM_02108]	Maximum system memory usage
[SWS_EM_02109]	process pre-mapping
[SWS_EM_02300]	Integrity and Authenticity of Machine configuration
[SWS_EM_02303]	Integrity and Authenticity of processed Execution Manifest configurations
[SWS_EM_02304]	Integrity and Authenticity of processed Service Instance Manifests
[SWS_EM_02305]	Failed authenticity checks
[SWS_EM_02306]	Launch Behavior Validation
[SWS_EM_02309]	Strict Mode - Executables





Number	Heading
[SWS_EM_02276]	StateClient::StateClient
[SWS_EM_02281]	Execution Management error codes

**Table B.20: Changed Specification Items in R21-11**

### B.8.3 Deleted Specification Items in R21-11

Number	Heading
[SWS_EM_01405]	Terminating Process State after Terminating Report
[SWS_EM_01073]	Simple Arguments
[SWS_EM_01074]	Short form arguments with option value
[SWS_EM_01075]	Short form Arguments without option value
[SWS_EM_01076]	Long form Arguments with option value
[SWS_EM_01077]	Long form Arguments without option value
[SWS_EM_01109]	Misconfigured Process - not assigned to a Function Group
[SWS_EM_01307]	Worker Object
[SWS_EM_02202]	ActivationTimeStampReturnType
[SWS_EM_02216]	DeterministicClient::WaitForNextActivation
[SWS_EM_02220]	DeterministicClient::RunWorkerPool
[SWS_EM_02230]	DeterministicClient::GetActivationTime
[SWS_EM_02235]	DeterministicClient::GetNextActivationTime
[SWS_EM_02264]	FunctionGroup::Preconstruct
[SWS_EM_02265]	FunctionGroup::FunctionGroup
[SWS_EM_02270]	FunctionGroupState::Preconstruct
[SWS_EM_02271]	FunctionGroupState::FunctionGroupState

**Table B.21: Deleted Specification Items in R21-11**

### B.8.4 Added Constraints in R21-11

none

### B.8.5 Changed Constraints in R21-11

none

### B.8.6 Deleted Constraints in R21-11

none

## B.9 Constraint and Specification Item History of this document according to AUTOSAR Release R22-11

### B.9.1 Added Specification Items in R22-11

Number	Heading
[SWS_EM_01210]	Report “kRunning received event” to Platform Health Management
[SWS_EM_01211]	Report “initiating process termination” event to Platform Health Management
[SWS_EM_01212]	Report “process terminated” event to Platform Health Management
[SWS_EM_02552]	State transition - integrity or authenticity check failed
[SWS_EM_02553]	Rejecting a state transition to a state that the FG is already in
[SWS_EM_02554]	Rejecting a state transition to a state that the FG is already transition to
[SWS_EM_02555]	Failure in Machine State Startup transition
[SWS_EM - CONSTR_00001]	Modeling execution dependency for the <code>Terminated</code> state
[SWS_EM - CONSTR_01744]	Definition of process state in the context of the <code>ExecutionDependency</code>

**Table B.22: Added Specification Items in R22-11**

### B.9.2 Changed Specification Items in R22-11

Number	Heading
[SWS_EM_01013]	Function Group State
[SWS_EM_01067]	Actions on Completion State Transition
[SWS_EM_01078]	Process Argument strings
[SWS_EM_01107]	Function Group configuration
[SWS_EM_01110]	Off States
[SWS_EM_01314]	Default value for <code>terminationBehavior</code>
[SWS_EM_01320]	Number of <code>DeterministicClients</code>
[SWS_EM_01321]	Minimum number of required synchronization requests
[SWS_EM_01322]	Calculation of the next cycle
[SWS_EM_01323]	Total <code>kRun</code> loop count
[SWS_EM_01324]	Infinite <code>kRun</code> loop





Number	Heading
[SWS_EM_01403]	Reporting Non-reporting Process
[SWS_EM_02000]	
[SWS_EM_02001]	
[SWS_EM_02002]	
[SWS_EM_02003]	
[SWS_EM_02030]	
[SWS_EM_02108]	Maximum memory usage
[SWS_EM_02201]	
[SWS_EM_02203]	
[SWS_EM_02210]	
[SWS_EM_02211]	
[SWS_EM_02215]	
[SWS_EM_02217]	
[SWS_EM_02221]	
[SWS_EM_02225]	
[SWS_EM_02226]	
[SWS_EM_02231]	
[SWS_EM_02236]	
[SWS_EM_02241]	Machine State Startup Completion
[SWS_EM_02254]	Misconfigured process - assigned to more than one Function Group
[SWS_EM_02263]	
[SWS_EM_02266]	
[SWS_EM_02267]	
[SWS_EM_02268]	
[SWS_EM_02269]	
[SWS_EM_02272]	
[SWS_EM_02273]	
[SWS_EM_02274]	
[SWS_EM_02275]	
[SWS_EM_02276]	
[SWS_EM_02277]	
[SWS_EM_02278]	
[SWS_EM_02279]	
[SWS_EM_02280]	Effect on Execution Dependency
[SWS_EM_02281]	
[SWS_EM_02282]	
[SWS_EM_02283]	
[SWS_EM_02284]	
[SWS_EM_02286]	



△

Number	Heading
[SWS_EM_02287]	
[SWS_EM_02288]	
[SWS_EM_02289]	
[SWS_EM_02290]	
[SWS_EM_02291]	
[SWS_EM_02292]	
[SWS_EM_02297]	StateClient usage restriction
[SWS_EM_02298]	Canceling ongoing state transition
[SWS_EM_02299]	Availability of a Trust Anchor
[SWS_EM_02306]	Launch Behavior Validation
[SWS_EM_02321]	
[SWS_EM_02322]	
[SWS_EM_02323]	
[SWS_EM_02324]	
[SWS_EM_02325]	
[SWS_EM_02326]	
[SWS_EM_02327]	
[SWS_EM_02328]	
[SWS_EM_02329]	
[SWS_EM_02330]	
[SWS_EM_02331]	
[SWS_EM_02332]	
[SWS_EM_02400]	Properties of IAM-configuration assigned to processes
[SWS_EM_02510]	
[SWS_EM_02520]	
[SWS_EM_02530]	
[SWS_EM_02531]	
[SWS_EM_02532]	
[SWS_EM_02540]	
[SWS_EM_02541]	
[SWS_EM_02542]	
[SWS_EM_02544]	
[SWS_EM_02545]	
[SWS_EM_02546]	

**Table B.23: Changed Specification Items in R22-11**

### B.9.3 Deleted Specification Items in R22-11

Number	Heading
[SWS_EM_01308]	Random Numbers
[SWS_EM_02107]	Maximum heap
[SWS_EM_02304]	Integrity and Authenticity of processed <a href="#">Service Instance Manifests</a>
[SWS_EM - CONSTR_0001]	Modeling execution dependency for the <a href="#">Terminated state</a>
[SWS_EM - CONSTR_1744]	Definition of process state in the context of the <a href="#">ExecutionDependency</a>

**Table B.24: Deleted Specification Items in R22-11**

### B.9.4 Added Constraints in R22-11

none

### B.9.5 Changed Constraints in R22-11

none

### B.9.6 Deleted Constraints in R22-11

none

## B.10 Constraint and Specification Item History of this document according to AUTOSAR Release R23-11

### B.10.1 Added Specification Items in R23-11

Number	Heading
[SWS_EM_02295]	Request of a state transition to a state that the <a href="#">Function Group</a> is already in
[SWS_EM_02296]	Request of a state transition to a state that the <a href="#">Function Group</a> is already in transition to
[SWS_EM_02315]	<a href="#">Unexpected Termination of processes</a> configured for the <a href="#">RequestedState</a> during a <a href="#">Function Group State</a> transition





△

Number	Heading
[SWS_EM_02316]	Unexpected Termination of a process not configured for the RequestedState during a Function Group State transition
[SWS_EM_02511]	Definition of API function ara::exec::WorkerRunnable::WorkerRunnable
[SWS_EM_02512]	Definition of API function ara::exec::WorkerRunnable::~~WorkerRunnable
[SWS_EM_02513]	Definition of API function ara::exec::WorkerRunnable::WorkerRunnable
[SWS_EM_02514]	Definition of API function ara::exec::WorkerRunnable::WorkerRunnable
[SWS_EM_02515]	Definition of API function ara::exec::WorkerRunnable::operator=
[SWS_EM_02533]	Definition of API function ara::exec::WorkerThread::WorkerThread
[SWS_EM_02534]	Definition of API function ara::exec::WorkerThread::WorkerThread
[SWS_EM_02535]	Definition of API function ara::exec::WorkerThread::operator=
[SWS_EM_02556]	Monitor Mode
[SWS_EM_02557]	
[SWS_EM_02558]	Default value for permissionToCreateChildProcess attribute
[SWS_EM_02559]	Restriction of process creation right for processes
[SWS_EM_02560]	Definition of API function ara::exec::ExecutionClient::ExecutionClient
[SWS_EM_02561]	Definition of API function ara::exec::StateClient::StateClient
[SWS_EM_02562]	Definition of API function ara::exec::ExecutionClient::Create
[SWS_EM_02563]	Definition of API function ara::exec::ExecutionClient::ExecutionClient
[SWS_EM_02564]	Definition of API function ara::exec::ExecutionClient::operator=
[SWS_EM_02565]	Definition of API function ara::exec::StateClient::StateClient
[SWS_EM_02566]	Definition of API function ara::exec::StateClient::StateClient
[SWS_EM_02567]	Definition of API function ara::exec::StateClient::operator=
[SWS_EM_02568]	Definition of API function ara::exec::StateClient::operator=
[SWS_EM_02569]	LogMessage ProcessCreated
[SWS_EM_02570]	LogMessage ProcessKRunningReceived
[SWS_EM_02571]	LogMessage ProcessTerminationRequest
[SWS_EM_02572]	LogMessage ProcessTerminated
[SWS_EM_02573]	State Transition logging – process created
[SWS_EM_02574]	State Transition logging – process kRunning received
[SWS_EM_02575]	State Transition logging – process termination request
[SWS_EM_02576]	State Transition logging – process terminated
[SWS_EM_02577]	Call of Termination Handler
[SWS_EM_02578]	Initial signal mask for Reporting Process
[SWS_EM_02579]	Initial signal mask for Non-Reporting process
[SWS_EM_02580]	Definition of API function ara::exec::ExecutionClient::ExecutionClient
[SWS_EM_02581]	Definition of API function ara::exec::ExecutionClient::operator=

**Table B.25: Added Specification Items in R23-11**

## B.10.2 Changed Specification Items in R23-11

Number	Heading
[SWS_EM_01030]	Restriction of process creation right for processes
[SWS_EM_01050]	Start Dependent processes
[SWS_EM_01301]	Cyclic Execution
[SWS_EM_01302]	Cyclic Execution Control
[SWS_EM_01303]	Cyclic Execution Control Sequence
[SWS_EM_01304]	Service Modification
[SWS_EM_01305]	Worker Pool
[SWS_EM_01306]	processing Container Objects
[SWS_EM_01309]	Unexpected Termination of a process
[SWS_EM_01310]	Get Activation Time
[SWS_EM_01311]	Activation Time Unknown
[SWS_EM_01312]	Get Next Activation Time
[SWS_EM_01313]	Next Activation Time Unknown
[SWS_EM_01320]	Number of DeterministicClients
[SWS_EM_01321]	Minimum number of required synchronization requests
[SWS_EM_01322]	Calculation of the next cycle
[SWS_EM_01323]	Total kRun loop count
[SWS_EM_01324]	Infinite kRun loop
[SWS_EM_01325]	Synchronization Request Message
[SWS_EM_01326]	Synchronization Response Message
[SWS_EM_01327]	Return of the wait point API
[SWS_EM_01328]	Immediate return from wait point
[SWS_EM_01351]	Execution Cycle Time
[SWS_EM_01352]	Execution Cycle Timeout
[SWS_EM_01353]	Event-triggered Cycle Activation
[SWS_EM_02000]	Definition of API enum ara::exec::ExecutionState
[SWS_EM_02001]	Definition of API class ara::exec::ExecutionClient
[SWS_EM_02002]	Definition of API function ara::exec::ExecutionClient::~~ExecutionClient
[SWS_EM_02003]	Definition of API function ara::exec::ExecutionClient::ReportExecutionState
[SWS_EM_02032]	On entry to the Unrecoverable State,
[SWS_EM_02033]	After execution of the pre-cleanup action,
[SWS_EM_02034]	After all processes managed by Execution Management terminated,
[SWS_EM_02108]	Maximum memory usage
[SWS_EM_02109]	process pre-mapping
[SWS_EM_02201]	Definition of API enum ara::exec::ActivationReturnType
[SWS_EM_02203]	Definition of API type ara::exec::DeterministicClient::TimeStamp





Number	Heading
[SWS_EM_02210]	Definition of API class ara::exec::DeterministicClient
[SWS_EM_02211]	Definition of API function ara::exec::DeterministicClient::DeterministicClient
[SWS_EM_02215]	Definition of API function ara::exec::DeterministicClient::~~DeterministicClient
[SWS_EM_02217]	Definition of API function ara::exec::DeterministicClient::WaitForActivation
[SWS_EM_02221]	Definition of API function ara::exec::DeterministicClient::RunWorkerPool
[SWS_EM_02225]	Definition of API function ara::exec::DeterministicClient::GetRandom
[SWS_EM_02226]	Definition of API function ara::exec::DeterministicClient::SetRandomSeed
[SWS_EM_02231]	Definition of API function ara::exec::DeterministicClient::GetActivationTime
[SWS_EM_02236]	Definition of API function ara::exec::DeterministicClient::GetNextActivation Time
[SWS_EM_02250]	Machine State Startup
[SWS_EM_02263]	Definition of API class ara::exec::FunctionGroup
[SWS_EM_02266]	Definition of API function ara::exec::FunctionGroup::~~FunctionGroup
[SWS_EM_02267]	Definition of API function ara::exec::FunctionGroup::operator==
[SWS_EM_02268]	Definition of API function ara::exec::FunctionGroup::operator!=
[SWS_EM_02269]	Definition of API class ara::exec::FunctionGroupState
[SWS_EM_02272]	Definition of API function ara::exec::FunctionGroupState::~~FunctionGroup State
[SWS_EM_02273]	Definition of API function ara::exec::FunctionGroupState::operator==
[SWS_EM_02274]	Definition of API function ara::exec::FunctionGroupState::operator!=
[SWS_EM_02275]	Definition of API class ara::exec::StateClient
[SWS_EM_02276]	Definition of API function ara::exec::StateClient::Create
[SWS_EM_02277]	Definition of API function ara::exec::StateClient::~~StateClient
[SWS_EM_02278]	Definition of API function ara::exec::StateClient::SetState
[SWS_EM_02279]	Definition of API function ara::exec::StateClient::GetInitialMachineState TransitionResult
[SWS_EM_02281]	Definition of API enum ara::exec::ExecErrc
[SWS_EM_02282]	Definition of API class ara::exec::ExecException
[SWS_EM_02283]	Definition of API function ara::exec::ExecException::ExecException
[SWS_EM_02284]	Definition of API class ara::exec::ExecErrorDomain
[SWS_EM_02286]	Definition of API function ara::exec::ExecErrorDomain::ExecErrorDomain
[SWS_EM_02287]	Definition of API function ara::exec::ExecErrorDomain::Name
[SWS_EM_02288]	Definition of API function ara::exec::ExecErrorDomain::Message
[SWS_EM_02289]	Definition of API function ara::exec::ExecErrorDomain::ThrowAsException
[SWS_EM_02290]	Definition of API function ara::exec::GetExecErrorDomain
[SWS_EM_02291]	Definition of API function ara::exec::MakeErrorCode
[SWS_EM_02292]	
[SWS_EM_02306]	Launch Behavior Validation
[SWS_EM_02313]	Unexpected Termination of starting processes during Function Group State transition



△

Number	Heading
[SWS_EM_02314]	Unexpected Termination of terminating processes during Function Group State transition
[SWS_EM_02321]	Definition of API function ara::exec::FunctionGroup::FunctionGroup
[SWS_EM_02322]	Definition of API function ara::exec::FunctionGroup::FunctionGroup
[SWS_EM_02323]	Definition of API function ara::exec::FunctionGroup::Create
[SWS_EM_02324]	Definition of API function ara::exec::FunctionGroupState::FunctionGroup State
[SWS_EM_02325]	Definition of API function ara::exec::FunctionGroupState::FunctionGroup State
[SWS_EM_02326]	Definition of API function ara::exec::FunctionGroupState::Create
[SWS_EM_02327]	Definition of API function ara::exec::FunctionGroup::operator=
[SWS_EM_02328]	Definition of API function ara::exec::FunctionGroup::FunctionGroup
[SWS_EM_02329]	Definition of API function ara::exec::FunctionGroup::operator=
[SWS_EM_02330]	Definition of API function ara::exec::FunctionGroupState::operator=
[SWS_EM_02331]	Definition of API function ara::exec::FunctionGroupState::FunctionGroup State
[SWS_EM_02332]	Definition of API function ara::exec::FunctionGroupState::operator=
[SWS_EM_02510]	Definition of API class ara::exec::WorkerRunnable
[SWS_EM_02520]	Definition of API function ara::exec::WorkerRunnable::Run
[SWS_EM_02530]	Definition of API class ara::exec::WorkerThread
[SWS_EM_02531]	Definition of API function ara::exec::WorkerThread::WorkerThread
[SWS_EM_02532]	Definition of API function ara::exec::WorkerThread::~~WorkerThread
[SWS_EM_02540]	Definition of API function ara::exec::WorkerThread::GetRandom
[SWS_EM_02541]	Definition of API type ara::exec::ExecutionError
[SWS_EM_02542]	Definition of API function ara::exec::StateClient::GetExecutionError
[SWS_EM_02544]	Definition of API class ara::exec::ExecutionErrorEvent
[SWS_EM_02545]	Definition of API variable ara::exec::ExecutionErrorEvent::executionError
[SWS_EM_02546]	Definition of API variable ara::exec::ExecutionErrorEvent::functionGroup
[SWS_EM_02547]	Obtain error information
[SWS_EM_02548]	Create error information
[SWS_EM_02550]	Execution Cycle Termination
[SWS_EM_02551]	Missing DeterministicClient

**Table B.26: Changed Specification Items in R23-11**

### B.10.3 Deleted Specification Items in R23-11

Number	Heading
[SWS_EM_02030]	
[SWS_EM_02553]	Rejecting a state transition to a state that the FG is already in
[SWS_EM_02554]	Rejecting a state transition to a state that the FG is already transition to

**Table B.27: Deleted Specification Items in R23-11**

### B.10.4 Added Constraints in R23-11

Number	Heading
[SWS_EM_- CONSTR_- 02556]	Mandatory states
[SWS_EM_- CONSTR_- 02557]	Scope of machine Function Group
[SWS_EM_- CONSTR_- 02558]	Ability to shut down
[SWS_EM_- CONSTR_- 02559]	Ability to restart

**Table B.28: Added Constraints in R23-11**

### B.10.5 Changed Constraints in R23-11

none

### B.10.6 Deleted Constraints in R23-11

none