

Document Title	Specification of FlexRay Interface
Document Owner	AUTOSAR
Document Responsibility	AUTOSAR
Document Identification No	27

Document Status	published
Part of AUTOSAR Standard	Classic Platform
Part of Standard Release	R22-11

Document Change History			
Date	Release	Changed by	Description
2022-11-24	R22-11	AUTOSAR Release Management	<ul style="list-style-type: none"> No content changes
2021-11-25	R21-11	AUTOSAR Release Management	<ul style="list-style-type: none"> Clarification on shortening of L-SduLength
2020-11-30	R20-11	AUTOSAR Release Management	<ul style="list-style-type: none"> Editorial changes
2019-11-28	R19-11	AUTOSAR Release Management	<ul style="list-style-type: none"> Clarification on handling of dynamic length LSdus Changed Document Status from Final to published
2018-10-31	4.4.0	AUTOSAR Release Management	<ul style="list-style-type: none"> Added bus mirroring support Changed behavior for TxConflict Minor corrections
2017-12-08	4.3.1	AUTOSAR Release Management	<ul style="list-style-type: none"> Runtime error rollout UL_TxConfirmation replaced with UL_TriggerTransmit in affected requirements
2016-11-30	4.3.0	AUTOSAR Release Management	<ul style="list-style-type: none"> New feature to get the "TxConflictState" Introduce reliable TxConfirmation Unused bit handling reworked Several bug fixes

2015-07-31	4.2.2	AUTOSAR Release Management	<ul style="list-style-type: none"> • Minor corrections • Editorial changes
2014-10-31	4.2.1	AUTOSAR Release Management	<ul style="list-style-type: none"> • Support for GlobalTimeSynchronization added • Minor corrections
2014-03-31	4.1.3	AUTOSAR Release Management	<ul style="list-style-type: none"> • Added Chapter for Production Errors • Editorial Changes
2013-10-31	4.1.2	AUTOSAR Release Management	<ul style="list-style-type: none"> • Minor corrections • Editorial changes • Removed chapter(s) on change documentation
2013-03-15	4.1.1	AUTOSAR Release Management	<ul style="list-style-type: none"> • Traceability requirements added • Several Bug fixes • Editorial Changes
2011-12-22	4.0.3	AUTOSAR Release Management	<ul style="list-style-type: none"> • Added User-defined communication operations
2010-09-30	3.1.5	AUTOSAR Release Management	<ul style="list-style-type: none"> • API "Frlf_GetCycleLength" added • API "Frlf_ReadCCConfig" added • APIs Frlf_EnableTransceiverWakeup / Frlf_DisableTransceiverWakeup removed • Configuration parameter "FrlfByteOrder" added
2010-02-02	3.1.4	AUTOSAR Release Management	<ul style="list-style-type: none"> • Added support for FlexRay 3.0 hardware (CCs and transceivers) • Added functionalities to get detailed (error) information of the communications bus • Added support for single/key-slot mode • Added "cancel transmission" support • Legal disclaimer revised
2008-08-13	3.1.1	AUTOSAR Release Management	<ul style="list-style-type: none"> • Legal disclaimer revised
2008-02-01	3.0.2	AUTOSAR Release Management	<ul style="list-style-type: none"> • Correction of Figure 5.1

2007-12-21	3.0.1	AUTOSAR Release Management	<ul style="list-style-type: none"> • Simplification of the FlexRay Interface State Machine due to the introduction of the new AUTOSAR SWS FlexRay State Manager • Cluster-based APIs were removed due to the introduced AUTOSAR SWS FlexRay State Manager • The FlexRay Interface does not initialize any other modules any more due to the introduction of the “flat initialization” for AUTOSAR release 3.0 • Document meta information extended • Small layout adaptations made
2007-01-24	2.1.15	AUTOSAR Release Management	<ul style="list-style-type: none"> • “Advice” for users revised • Legal disclaimer added • “Revision Information” added • Release Notes added
2006-05-16	2.0	AUTOSAR Release Management	<ul style="list-style-type: none"> • Second Release
2005-05-31	1.0	AUTOSAR Release Management	<ul style="list-style-type: none"> • Initial Release

Disclaimer

This work (specification and/or software implementation) and the material contained in it, as released by AUTOSAR, is for the purpose of information only. AUTOSAR and the companies that have contributed to it shall not be liable for any use of the work.

The material contained in this work is protected by copyright and other types of intellectual property rights. The commercial exploitation of the material contained in this work requires a license to such intellectual property rights.

This work may be utilized or reproduced without any modification, in any form or by any means, for informational purposes only. For any other purpose, no part of the work may be utilized or reproduced, in any form or by any means, without permission in writing from the publisher.

The work has been developed for automotive applications only. It has neither been developed, nor tested for non-automotive applications.

The word AUTOSAR and the AUTOSAR logo are registered trademarks.

Contents

1	Introduction and functional overview	9
1.1	General Hints	10
2	Acronyms and Abbreviations	11
3	Related documentation	12
3.1	Input documents & related standards and norms	12
3.2	Related specification	12
4	Constraints and assumptions	13
4.1	Limitations	13
4.2	Applicability to car domains	13
5	Dependencies to other modules	14
5.1	AUTOSAR Operating System	14
5.2	All Upper Layer AUTOSAR BSW Modules	14
5.3	AUTOSAR PDU-Router	14
5.4	AUTOSAR FlexRay Network Management	14
5.5	AUTOSAR FlexRay Transport Protocol	14
5.6	AUTOSAR Bus Mirroring	15
5.7	AUTOSAR FlexRay Driver	15
5.8	AUTOSAR FlexRay Transceiver Driver	15
5.9	File Structure	15
5.9.1	Header File Structure	15
6	Requirements Tracing	16
7	Functional specification	21
7.1	FlexRay BSW Stack	21
7.2	Indexing Scheme	21
7.2.1	Principle	21
7.2.2	Supported Indexed Resources	25
7.3	FlexRay Interface State Machine	25
7.3.1	FlexRay Interface Main Function	27
7.4	Implementation Requirements	29
7.5	Configuration description	30
7.6	Data Communication via FlexRay	30
7.6.1	PDU Packing, PDU update bits, and Frame Construction Plans	30
7.6.2	Dynamic PDU length	32
7.6.3	AlwaysTransmit	33
7.6.4	Realization of the Time-Driven FlexRay Schedule	33
7.6.4.1	FlexRay Job List	34
7.6.4.2	FlexRay Job List Execution Function	35
7.6.5	Communication Operations	36
7.6.5.1	TransmitWithDecoupledBufferAccess	36

7.6.5.2	ProvideTxConfirmation	38
7.6.5.3	ReceiveAndStore	40
7.6.5.4	ProvideRxIndication	41
7.6.5.5	ReceiveAndIndicate	41
7.6.5.6	PREPARE_LPDU	42
7.6.5.7	FREE_OP_A	43
7.6.5.8	FREE_OP_B	43
7.6.6	Transmission with Immediate Buffer Access	43
7.7	Error Classification	44
7.7.1	Development Errors	45
7.7.2	Runtime Errors	45
7.7.3	Transient Faults	45
7.7.4	Production Errors	45
7.7.5	Extended Production Errors	49
8	API specification	50
8.1	Imported types	50
8.2	Type definitions	50
8.2.1	Frlf_ConfigType	51
8.2.2	Frlf_StateType	51
8.2.3	Frlf_StateTransitionType	51
8.3	Function definitions	52
8.3.1	Frlf_Init	52
8.3.2	Frlf_ControllerInit	53
8.3.3	Frlf_SetAbsoluteTimer	54
8.3.4	Frlf_EnableAbsoluteTimerIRQ	55
8.3.5	Frlf_AckAbsoluteTimerIRQ	56
8.3.6	Frlf_StartCommunication	57
8.3.7	Frlf_HaltCommunication	58
8.3.8	Frlf_AbortCommunication	59
8.3.9	Frlf_GetState	60
8.3.10	Frlf_SetState	60
8.3.11	Frlf_SetWakeupChannel	61
8.3.12	Frlf_SendWUP	62
8.3.13	Frlf_GetPOCStatus	63
8.3.14	Frlf_GetGlobalTime	64
8.3.15	Frlf_AllowColdstart	65
8.3.16	Frlf_GetMacroticksPerCycle	66
8.3.17	Frlf_GetMacrotickDuration	67
8.3.18	Frlf_Transmit	68
8.3.19	Frlf_SetTransceiverMode	69
8.3.20	Frlf_GetTransceiverMode	70
8.3.21	Frlf_GetTransceiverWUReason	72
8.3.22	Frlf_ClearTransceiverWakeup	73
8.3.23	Frlf_CancelAbsoluteTimer	74
8.3.24	Frlf_GetAbsoluteTimerIRQStatus	75

8.3.25	Frlf_DisableAbsoluteTimerIRQ	76
8.3.26	Frlf_GetCycleLength	76
8.4	Optional Function Definitions	77
8.4.1	Frlf_AllSlots	77
8.4.2	Frlf_GetChannelStatus	78
8.4.3	Frlf_GetClockCorrection	79
8.4.4	Frlf_GetSyncFrameList	80
8.4.5	Frlf_GetNumOfStartupFrames	81
8.4.6	Frlf_GetWakeupRxStatus	82
8.4.7	Frlf_CancelTransmit	82
8.4.8	Frlf_DisableLPdu	84
8.4.9	Frlf_GetTransceiverError	85
8.4.10	Frlf_EnableTransceiverBranch	86
8.4.11	Frlf_DisableTransceiverBranch	87
8.4.12	Frlf_ReconfigLPdu	89
8.4.13	Frlf_GetNmVector	90
8.4.14	Frlf_GetVersionInfo	91
8.4.15	Frlf_ReadCCConfig	91
8.4.16	Frlf_EnableBusMirroring	92
8.5	Interrupt Service Routines	93
8.5.1	Frlf_JobListExec_<FrlfCluster.ShortName>	93
8.6	Callback notifications	93
8.6.1	Frlf_CheckWakeupByTransceiver	94
8.7	Scheduled functions	95
8.7.1	Frlf_MainFunction_<FrlfCluster.ShortName>	95
8.8	Expected interfaces	95
8.8.1	Mandatory Interfaces	96
8.8.2	Optional Interfaces	96
8.8.3	Configurable Interfaces	99
8.8.3.1	<UL_RxIndication>	100
8.8.3.2	<UL_TxConfirmation>	101
8.8.3.3	<UL_TriggerTransmit>	101
8.8.3.4	<Free_Op_A>	102
8.8.3.5	<Free_Op_B>	102
8.8.3.6	<UL_TxConflictNotification>	103
9	Sequence diagrams	104
9.1	Data Transmission	104
9.1.1	TransmitWithImmediateBufferAccess	104
9.1.2	TransmitWithDecoupledBufferAccess	105
9.1.3	ProvideTxConfirmation	106
9.2	Data Reception	107
9.2.1	ReceiveAndIndicate	107
9.2.2	ReceiveAndStore	108
9.2.3	ProvideRxIndication	109
9.2.4	Cancel Transmission	110

9.3	Prepare LPDU	111
10	Configuration specification	112
10.1	How to read this chapter	112
10.2	Containers and configuration parameters	112
10.2.1	Frlf	112
10.2.2	FrlfGeneral	114
10.2.3	FrlfCluster	123
10.2.4	FrlfController	135
10.2.5	FrlfTransceiver	138
10.2.6	FrlfLPdu	138
10.2.7	FrlfFrameTriggering	140
10.2.8	FrlfJobList	143
10.2.9	FrlfJob	146
10.2.10	FrlfCommunicationOperation	147
10.2.11	FrlfFrameStructure	149
10.2.12	FrlfPdusInFrame	150
10.2.13	FrlfPdu	151
10.2.14	FrlfTxPdu	151
10.2.15	FrlfRxPdu	156
10.2.16	FrlfPduDirection	157
10.2.17	FrlfConfig	157
10.2.18	FrlfClusterDemEventParameterRefs	158
10.2.19	FrlfFrameTriggeringDemEventParameterRefs	161
10.3	Published Information	161
A	Not applicable requirements	162

1 Introduction and functional overview

This specification specifies the functionality, API and the configuration of the AUTOSAR Basic Software module "FlexRay Interface".

In the AUTOSAR Layered Software Architecture Layered Software Architecture, the FlexRay Interface belongs to the ECU Abstraction Layer, or more precisely, to the Communication Hardware Abstraction. This indicates the main task of the FlexRay Interface:

Provide to upper layers an abstract interface to the FlexRay Communication System. At least as far as data transmission (i.e. data sending and reception) is concerned, this interface shall be uniform for all bus systems in Autosar (FlexRay, CAN, LIN). Thus, the upper layer (Communication Services like PDU Router, Transport Protocol, and Network Management and others) may access all underlying bus systems for data transmission in a uniform manner. The configuration of the FlexRay Interface however is bus-specific, since it takes into account the specific features of the communication system.

The FlexRay Interface does not directly access the FlexRay hardware (FlexRay Communication Controller and FlexRay Transceiver), but by means of one or more hardware-specific Driver modules.

In order to access the FlexRay Communication Controller(s), the FlexRay Interface uses one or multiple FlexRay Driver modules, which abstract the specific features and interfaces (CHI) of the respective FlexRay Communication Controller(s).

Likewise, in order to access the FlexRay Transceiver(s), the FlexRay Interface shall use one or multiple FlexRay Transceiver Driver module(s), which abstract the specific features and interfaces of the respective FlexRay Transceiver(s)

Therefore, the FlexRay Interface executable code (however, not the configuration used during runtime) shall be completely independent of the FlexRay Communication Controller(s) and the FlexRay Transceiver(s).

Note: The FlexRay Interface is specified in a way that allows for object code delivery of the code module, following the "one-fits-all" principle, i.e. the entire configuration of the FlexRay Interface can be carried out without modifying any source code. Thus, the configuration of the FlexRay Interface can be carried out largely without detailed knowledge of the underlying hardware.

The FlexRay Interface provides to upper layer AUTOSAR BSW modules the following groups of functions:

- initialization
- data transmission (sending and reception)
- start/halt/abort communication
- FlexRay specific functions (e.g. send wake-up pattern)

- set operation mode
- get status information
- various timer functions

1.1 General Hints

In general, the FlexRay Interface has no knowledge of the origin of a PDU passed to it in an API service call.

Therefore, throughout this document, the term "PDU" is being used for PDUs originating from or sent to:

- AUTOSAR Com (I-PDU) via the PDU-Router, or
- AUTOSAR FlexRay TP (N-PDU), or
- AUTOSAR FlexRay NM
- AUTOSAR XCP

In addition to the above-mentioned AUTOSAR BSW modules, the FrIf shall, with the functionality described within the specification in hand, also support other non-AUTOSAR upper layer software modules (Complex Drivers), provided that these modules interact with the FrIf in the same manner as the upper layer AUTOSAR BSW modules.

Throughout this document, several scenarios for changing configuration data are mentioned. They are being used as follows:

- "pre compile time" = carried out before compiling the code of the FlexRay Interface, since the code generation depends on this setting.
- "at system configuration time" = static configuration parameters stored in the FlexRay Interface; may be defined after compilation of the code of the FlexRay Interface ("link time" or "post build time"), but have to be defined before the first execution of the FlexRay Interface code.
- "during runtime" = dynamically switching (in POC:normal active state of the FlexRay CC, if supported) between different configuration parameter sets stored in the static configuration of the FlexRay Interface, or the FlexRay Driver, respectively.

Everything not explicitly mentioned in this document, should be considered as implementation-specific.

2 Acronyms and Abbreviations

The following acronyms and abbreviations are used throughout this document:

Acronym:	Description:
BSW	(AUTOSAR) Basic Software
CAS	Collision Avoidance Symbol
CC	(FlexRay) Communication Controller
CDD	Complex Driver
CHI	Controller Host Interface of a FlexRay CC
COM	Communication (AUTOSAR BSW module)
ComM	Communication Manager (AUTOSAR BSW module)
DEM	Diagnostic Event Manager (AUTOSAR BSW module)
DET	Default Error Tracer (AUTOSAR BSW module)
FrIf	FlexRay Interface (AUTOSAR BSW module)
FrNm	FlexRay Network Management (AUTOSAR BSW module)
FrTp	FlexRay Transport Layer (AUTOSAR BSW module)
ISR	Interrupt Service Routine
MCG	Module Configuration Generator
PduR	PDU Router (AUTOSAR BSW module)
POC	Protocol Operation Control
WUDOP	Wake-Up During Operation
WUP	Wake-Up Pattern
WUS	Wake-Up Symbol
System Designer	The person responsible for the configuration of all system parameters that do not influence the executable code itself (i.e. the sequence of instructions executed during runtime), but the data used to configure which operations this executable code performs on which data and at which points in time.

Abbreviation:	Description:
i.e.	[lat.] id est = [eng.] that is
e.g.	[lat.] exempli gratia = [eng.] for example
N/A	not applicable

3 Related documentation

3.1 Input documents & related standards and norms

- [1] General Specification of Basic Software Modules
AUTOSAR_SWS_BSWGeneral
- [2] FlexRay Communications System Protocol Specification V3.0
- [3] General Requirements on Basic Software Modules
AUTOSAR_SRS_BSWGeneral
- [4] Requirements on FlexRay
AUTOSAR_SRS_FlexRay
- [5] Layered Software Architecture
AUTOSAR_EXP_LayeredSoftwareArchitecture
- [6] FlexRay Communications System Protocol Specification V2.1
<http://www.flexray.com/>

3.2 Related specification

AUTOSAR provides a General Specification on Basic Software modules [1, SWS BSW General], which is also valid for FrIf.

Thus, the specification SWS BSW General shall be considered as additional and required specification for FrIf.

4 Constraints and assumptions

4.1 Limitations

The FlexRay BSW modules are only able to handle a single thread of execution per Cluster. The execution for a particular Cluster must not be pre-empted by itself for the same Cluster. The same applies to the execution of the FlexRay Job List Execution Function.

It is not possible to transmit signals, PDUs, and/or L-SDUs, which exceed the available buffer size of the used FlexRay CC during normal operation. Longer signals, PDUs, and/or L-SDUs have to be transmitted using the FlexRay Transport Protocol.

Note: The FlexRay Interface does not make any PDU payload-dependent routing decisions.

Note: In order for the AUTOSAR FlexRay BSW (FrIf and FlexRay Driver) modules to be able to control a FlexRay CC, this CC must allow for configuring its transmit/receive buffers to support the Cycle Counter Filter Criterion / (Support of Slot/Cycle Multiplexing)

For 2.1 FlexRay Hardware, the following Cycle Counter Filtering is possible

$$\text{Cycle Number} = (B + n * 2R) \bmod 64$$

with exactly one tuple of values for B and 2R, where:

- Base Cycle $B \in [0 \dots 63]$
- Cycle Repetition $2R$; $R \in [0 \dots 6]$
- Variable $n = 0 \dots 63$
- $B < 2R$

For 3.0 FlexRay Hardware, the Cycle Counter Filtering shall be possible as described in [2, FlexRay Communications System Protocol Specification V3.0]

4.2 Applicability to car domains

The FlexRay BSW Stack can be used wherever high data rates and fault tolerant communication (in conjunction with AUTOSAR COM) are required. Of course, it can also be used for less-demanding use cases, i.e. for low data rates or non-fault-tolerant communication. Furthermore, it enables the synchronized operation of several ECUs within a car.

5 Dependencies to other modules

5.1 AUTOSAR Operating System

[SWS_Frlf_05099] [There is one dedicated FlexRay Job List Execution Function for each FlexRay Cluster.] ([SRS_BSW_00432](#))

[SWS_Frlf_05100] [The FlexRay Interface module shall execute the Flexray Job List Execution Function.] ([SRS_BSW_00432](#))

Note: It is up to the implementer whether the FlexRay Job List Execution Functions run in a task context or in an ISR.

5.2 All Upper Layer AUTOSAR BSW Modules

[SWS_Frlf_05050] [The calling of the FlexRay Job List Execution Function by the FlexRay Interface module synchronously to the FlexRay Global Time shall ensure that both the indication (to an upper layer BSW module) of received data and the request (to an upper layer BSW module) for data to be sent occur synchronously to the FlexRay Global Time.] ([SRS_Fr_05000](#))

[SWS_Frlf_05148] [The FlexRay Interface module shall ensure data consistency in its buffers.] ([SRS_BSW_00426](#))

Rationale for [\[SWS_Frlf_05148\]](#): If the respective upper layer BSW module does not operate synchronously to the FlexRay Global Time, these occurrences are asynchronous to the code execution of this BSW module.

5.3 AUTOSAR PDU-Router

The Frlf module declares and calls some callback functions of the PDU-Router in order to confirm transmission and notify reception of PDUs.

5.4 AUTOSAR FlexRay Network Management

The Frlf module declares and calls some callback functions of the FlexRay Network Management in order to confirm transmission and notify reception of PDUs.

5.5 AUTOSAR FlexRay Transport Protocol

The Frlf module declares and calls some callback functions of the FlexRay Transport Protocol in order to confirm transmission and notify reception of PDUs.

5.6 AUTOSAR Bus Mirroring

The Frlf module calls a callback function of the Bus Mirroring module in order to report received and transmitted frames, which in turn calls some service functions of the Frlf module to acquire the network state.

5.7 AUTOSAR FlexRay Driver

The Frlf module has a tight relation to the FlexRay Driver since many of the FlexRay-related services offered by the Frlf module to upper layer BSW modules are actually carried out by the FlexRay Driver BSW module. For those services, the Frlf module mainly performs only an abstraction of the communication hardware specific information (e.g. the topology of the FlexRay Communication System) and then calls the respective FlexRay Driver with the appropriate parameters.

The FlexRay Driver module has to be the only BSW module which has to run necessarily synchronous to the FlexRay Interface.

5.8 AUTOSAR FlexRay Transceiver Driver

The Frlf module has a tight relation to the FlexRay Transceiver Driver since calls of API services of the FlexRay Transceiver Driver are also routed through the Frlf module in order to abstract the communication hardware specific information (e.g. the topology of the FlexRay Communication System).

5.9 File Structure

5.9.1 Header File Structure

Please refer to the chapter "Header file structure" in [1, General Specification of Basic Software Modules].

[SWS_Frlf_05087] [The Frlf module source code file(s) shall include SchM_Frlf.h if data consistency mechanisms of the BSW scheduler are required as described in [1, General Specification of Basic Software Modules].] ([SRS_BSW_00426](#))

[SWS_Frlf_05090] [The header file Frlf.h shall contain a software and specification version number.] ([SRS_BSW_00004](#))

[SWS_Frlf_05095] [Mirror.h contains the declaration of the API service the Bus Mirroring module offers to the FlexRay Interface. This header is only included if Bus Mirroring is enabled (see FrlfBusMirroringSupport).] ([SRS_BSW_00004](#))

6 Requirements Tracing

The following tables reference the requirements specified in [3, SRS BSW General] and [4, SRS Flex Ray] and links to the fulfillment of these. Please note that if column “Satisfied by” is empty for a specific requirement this means that this requirement is not fulfilled by this document.

Requirement	Description	Satisfied by
[SRS_BSW_00004]	All Basic SW Modules shall perform a pre-processor check of the versions of all imported include files	[SWS_Frlf_05090] [SWS_Frlf_05095]
[SRS_BSW_00005]	Modules of the μ C Abstraction Layer (MCAL) may not have hard coded horizontal interfaces	[SWS_Frlf_NA_06118]
[SRS_BSW_00006]	The source code of software modules above the μ C Abstraction Layer (MCAL) shall not be processor and compiler dependent.	[SWS_Frlf_NA_06118]
[SRS_BSW_00009]	All Basic SW Modules shall be documented according to a common standard.	[SWS_Frlf_NA_06118]
[SRS_BSW_00010]	The memory consumption of all Basic SW Modules shall be documented for a defined configuration for all supported platforms.	[SWS_Frlf_NA_06118]
[SRS_BSW_00101]	The Basic Software Module shall be able to initialize variables and hardware in a separate initialization function	[SWS_Frlf_05003]
[SRS_BSW_00159]	All modules of the AUTOSAR Basic Software shall support a tool based configuration	[SWS_Frlf_NA_06118]
[SRS_BSW_00161]	The AUTOSAR Basic Software shall provide a microcontroller abstraction layer which provides a standardized interface to higher software layers	[SWS_Frlf_NA_06118]
[SRS_BSW_00162]	The AUTOSAR Basic Software shall provide a hardware abstraction layer	[SWS_Frlf_05107] [SWS_Frlf_NA_06118]
[SRS_BSW_00164]	The Implementation of interrupt service routines shall be done by the Operating System, complex drivers or modules	[SWS_Frlf_NA_06118]
[SRS_BSW_00167]	All AUTOSAR Basic Software Modules shall provide configuration rules and constraints to enable plausibility checks	[SWS_Frlf_NA_06118]
[SRS_BSW_00168]	SW components shall be tested by a function defined in a common API in the Basis-SW	[SWS_Frlf_NA_06118]
[SRS_BSW_00170]	The AUTOSAR SW Components shall provide information about their dependency from faults, signal qualities, driver demands	[SWS_Frlf_05089]
[SRS_BSW_00171]	Optional functionality of a Basic-SW component that is not required in the ECU shall be configurable at pre-compile-time	[SWS_Frlf_05089]





Requirement	Description	Satisfied by
[SRS_BSW_00172]	The scheduling strategy that is built inside the Basic Software Modules shall be compatible with the strategy used in the system	[SWS_Frlf_NA_06118]
[SRS_BSW_00304]	All AUTOSAR Basic Software Modules shall use only AUTOSAR data types instead of native C data types	[SWS_Frlf_05001]
[SRS_BSW_00306]	AUTOSAR Basic Software Modules shall be compiler and platform independent	[SWS_Frlf_NA_06118]
[SRS_BSW_00312]	Shared code shall be reentrant	[SWS_Frlf_NA_06118]
[SRS_BSW_00314]	All internal driver modules shall separate the interrupt frame definition from the service routine	[SWS_Frlf_NA_06118]
[SRS_BSW_00325]	The runtime of interrupt service routines and functions that are running in interrupt context shall be kept short	[SWS_Frlf_NA_06118]
[SRS_BSW_00328]	All AUTOSAR Basic Software Modules shall avoid the duplication of code	[SWS_Frlf_NA_06118]
[SRS_BSW_00330]	It shall be allowed to use macros instead of functions where source code is used and runtime is critical	[SWS_Frlf_NA_06118]
[SRS_BSW_00331]	All Basic Software Modules shall strictly separate error and status information	[SWS_Frlf_NA_06118]
[SRS_BSW_00333]	For each callback function it shall be specified if it is called from interrupt context or not	[SWS_Frlf_NA_06118]
[SRS_BSW_00334]	All Basic Software Modules shall provide an XML file that contains the meta data	[SWS_Frlf_05089]
[SRS_BSW_00335]	Status values naming convention	[SWS_Frlf_NA_06118]
[SRS_BSW_00336]	Basic SW module shall be able to shutdown	[SWS_Frlf_05006]
[SRS_BSW_00341]	Module documentation shall contains all needed informations	[SWS_Frlf_NA_06118]
[SRS_BSW_00342]	It shall be possible to create an AUTOSAR ECU out of modules provided as source code and modules provided as object code, even mixed	[SWS_Frlf_05078]
[SRS_BSW_00345]	BSW Modules shall support pre-compile configuration	[SWS_Frlf_05069]
[SRS_BSW_00347]	A Naming separation of different instances of BSW drivers shall be in place	[SWS_Frlf_NA_06118]
[SRS_BSW_00348]	All AUTOSAR standard types and constants shall be placed and organized in a standard type header file	[SWS_Frlf_05001]
[SRS_BSW_00353]	All integer type definitions of target and compiler specific scope shall be placed and organized in a single type header	[SWS_Frlf_05001]





Requirement	Description	Satisfied by
[SRS_BSW_00358]	The return type of init() functions implemented by AUTOSAR Basic Software Modules shall be void	[SWS_FrIf_05003]
[SRS_BSW_00361]	No description	[SWS_FrIf_05001]
[SRS_BSW_00373]	The main processing function of each AUTOSAR Basic Software Module shall be named according the defined convention	[SWS_FrIf_05283] [SWS_FrIf_NA_06118]
[SRS_BSW_00375]	Basic Software Modules shall report wake-up reasons	[SWS_FrIf_05036]
[SRS_BSW_00377]	A Basic Software Module can return a module specific types	[SWS_FrIf_NA_06118]
[SRS_BSW_00378]	AUTOSAR shall provide a boolean type	[SWS_FrIf_05001]
[SRS_BSW_00386]	The BSW shall specify the configuration and conditions for detecting an error	[SWS_FrIf_NA_06118]
[SRS_BSW_00404]	BSW Modules shall support post-build configuration	[SWS_FrIf_05069]
[SRS_BSW_00405]	BSW Modules shall support multiple configuration sets	[SWS_FrIf_05003]
[SRS_BSW_00407]	Each BSW module shall provide a function to read out the version information of a dedicated module implementation	[SWS_FrIf_05002]
[SRS_BSW_00410]	Compiler switches shall have defined values	[SWS_FrIf_NA_06118]
[SRS_BSW_00411]	All AUTOSAR Basic Software Modules shall apply a naming rule for enabling/disabling the existence of the API	[SWS_FrIf_05002]
[SRS_BSW_00413]	An index-based accessing of the instances of BSW modules shall be done	[SWS_FrIf_NA_06118]
[SRS_BSW_00414]	Init functions shall have a pointer to a configuration structure as single parameter	[SWS_FrIf_05003]
[SRS_BSW_00415]	Interfaces which are provided exclusively for one module shall be separated into a dedicated header file	[SWS_FrIf_NA_06118]
[SRS_BSW_00416]	The sequence of modules to be initialized shall be configurable	[SWS_FrIf_NA_06118]
[SRS_BSW_00417]	Software which is not part of the SW-C shall report error events only after the Dem is fully operational.	[SWS_FrIf_NA_06118]
[SRS_BSW_00423]	BSW modules with AUTOSAR interfaces shall be describable with the means of the SW-C Template	[SWS_FrIf_NA_06118]
[SRS_BSW_00424]	BSW module main processing functions shall not be allowed to enter a wait state	[SWS_FrIf_NA_06118]
[SRS_BSW_00425]	The BSW module description template shall provide means to model the defined trigger conditions of schedulable objects	[SWS_FrIf_NA_06118]





Requirement	Description	Satisfied by
[SRS_BSW_00426]	BSW Modules shall ensure data consistency of data which is shared between BSW modules	[SWS_Frlf_05087] [SWS_Frlf_05148] [SWS_Frlf_NA_06118]
[SRS_BSW_00427]	ISR functions shall be defined and documented in the BSW module description template	[SWS_Frlf_NA_06118]
[SRS_BSW_00428]	A BSW module shall state if its main processing function(s) has to be executed in a specific order or sequence	[SWS_Frlf_NA_06118]
[SRS_BSW_00429]	Access to OS is restricted	[SWS_Frlf_NA_06118]
[SRS_BSW_00432]	Modules should have separate main processing functions for read/receive and write/transmit data path	[SWS_Frlf_05099] [SWS_Frlf_05100] [SWS_Frlf_05119] [SWS_Frlf_NA_06118]
[SRS_Fr_05000]	Synchronous SW Modules shall be supported	[SWS_Frlf_05050]
[SRS_Fr_05007]	The FlexRay Interface shall be able to communicate with at least four FlexRay CCs via the appropriate FlexRay Driver(s)	[SWS_Frlf_05053] [SWS_Frlf_05111] [SWS_Frlf_05112] [SWS_Frlf_05113]
[SRS_Fr_05009]	The FlexRay Interface shall allocate the needed memory space only once for a PDU sent multiple times in the FlexRay matrix	[SWS_Frlf_NA_06118]
[SRS_Fr_05010]	Each PDU shall have one PDU-ID	[SWS_Frlf_05052]
[SRS_Fr_05013]	The local Memory Space shall be initialized	[SWS_Frlf_05003]
[SRS_Fr_05015]	The FlexRay Interface shall provide a software interface to start-up a specific FlexRay CC	[SWS_Frlf_05005]
[SRS_Fr_05016]	A FlexRay CC Communication shall be aborted when wanted	[SWS_Frlf_05007]
[SRS_Fr_05018]	The FlexRay Interface shall provide a software interface to send a wake-up pattern on a channel or CC	[SWS_Frlf_05011]
[SRS_Fr_05022]	FlexRay CC POC Status shall be available	[SWS_Frlf_05014]
[SRS_Fr_05027]	A PDU shall be transmitted via the FlexRay communication system	[SWS_Frlf_05063]
[SRS_Fr_05031]	A FlexRay CC shall be initialized and configured	[SWS_Frlf_05004] [SWS_Frlf_05117]
[SRS_Fr_05039]	The Operation Mode of a FlexRay Transceiver shall be set	[SWS_Frlf_05034]
[SRS_Fr_05042]	The FlexRay Interface shall allow switching from one configuration to another one in Normal Active Mode	[SWS_Frlf_05061]
[SRS_Fr_05056]	Configuration of the FlexRay Interface shall be done at System Configuration Time	[SWS_Frlf_05054]
[SRS_Fr_05063]	A FlexRay CC Communication shall be halted when wanted	[SWS_Frlf_05006]
[SRS_Fr_05096]	Communication controllers shall be assigned to FlexRay Driver.	[SWS_Frlf_05060]





Requirement	Description	Satisfied by
[SRS_Fr_05097]	The FlexRay Interface shall be able to communicate with at least four Flex Ray Drivers	[SWS_Frlf_05057]
[SRS_Fr_05126]	PDU Update/Valid Information shall be handled	[SWS_Frlf_05056]
[SRS_Fr_05130]	The FlexRay Interface shall support PDU transmission buffer queues	[SWS_Frlf_05058]
[SRS_Fr_05157]	The Operation Mode of a FlexRay Transceiver shall be available	[SWS_Frlf_05035]
[SRS_Fr_05158]	The wake-up reason of a specific FlexRay Transceiver device shall be available	[SWS_Frlf_05036]
[SRS_Fr_05161]	Pending Wake-up Events of a Transceiver shall be cleared if necessary	[SWS_Frlf_05039]
[SRS_Fr_05170]	PDUs received via the FlexRay communication system shall be retrieved	[SWS_Frlf_05062]

Table 6.1: RequirementsTracing

7 Functional specification

7.1 FlexRay BSW Stack

As part of the AUTOSAR Layered Software Architecture according to [Figure 7.1](#), the FlexRay BSW modules also form a layered software stack. [5, AUTOSAR_EXP_LayeredSoftwareArchitecture] depicts the basic structure of this FlexRay BSW stack. The FrIf module accesses several CCs using the FlexRay Driver layer, which can be made up of several FlexRay Drivers modules. The FlexRay Transceivers are not shown in this figure; however, the structure that applies to the FlexRay Drivers and the FlexRay CCs analogously applies to the FlexRay Transceiver Drivers and the FlexRay Transceivers.

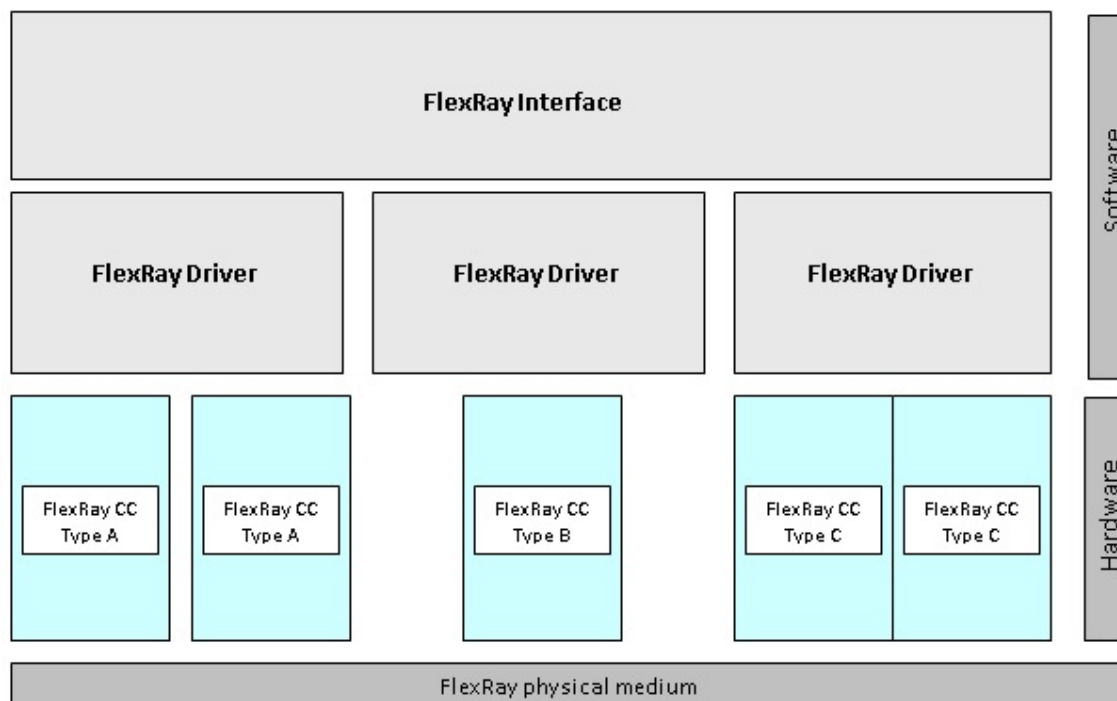


Figure 7.1: Basic Structure of the FlexRay Bsw Stack

7.2 Indexing Scheme

7.2.1 Principle

Most of the FrIf module's API services used for accessing the numerous (hardware and software) resources ¹ map to corresponding API services of the underlying FlexRay Driver(s), or FlexRay Transceiver Driver(s), respectively.

¹E.g. timers, configuration data sets, etc.

In order to select those resources spread over the various entities ² accessed via the FrIf module, the FlexRay-related AUTOSAR BSW modules use an indexing scheme that is exemplarily described in [Figure 7.2](#) and [Figure 7.3](#).

Definition ControllerIndex: The ControllerIndex is an abstract, unique, zero-based consecutive index to achieve the abstraction of the FlexRay Communication Controllers, independent of their type, location, and access method.

Definition ClusterIndex: The ClusterIndex is an abstract, unique, zero-based consecutive index to achieve the abstraction of the FlexRay Clusters, independent of their type, location, and access method.

Definition ChannelIndex: The ChannelIndex has either the value FR_CHANNEL_A or FR_CHANNEL_B. In combination with the ControllerIndex, the corresponding FlexRay Transceiver is identified.

[SWS_FrIf_05052] [The FrIf module shall achieve the abstraction (of the CCs and Drivers) by providing to the upper layer BSW modules an abstract, unique, zero-based consecutive index for each sort of resource, independent of their type, location, and access method.] ([SRS_Fr_05010](#))

Rationale: The FrIf module achieves the abstraction (of the CCs and Drivers) by providing these abstract indices to the upper layer BSW modules.

The FrIf module API service uses the abstract index passed to it by the upper layer BSW module to retrieve:

- the function pointer to a corresponding lower layer BSW module's API service from a static configuration data table containing function pointers to all API services of all lower layer BSW modules called by the FrIf module, and
- the translated index used in the call to the lower layer BSW module's API service from a static configuration data table.

Since this static configuration data table contains function pointers to the lower layer BSW module's API services, it obviously has to be linked against the linked and located code of the lower layer BSW modules.

The FrIf module then calls the corresponding lower layer BSW module's API service via the function pointer and passes the translated index in the API call.

The function descriptions in [chapter 8](#) specify the required calls of corresponding lower layer BSW module's API services in detail.

²FlexRay Drivers, FlexRay Communication Controllers, FlexRay Transceiver Drivers, and FlexRay Transceivers

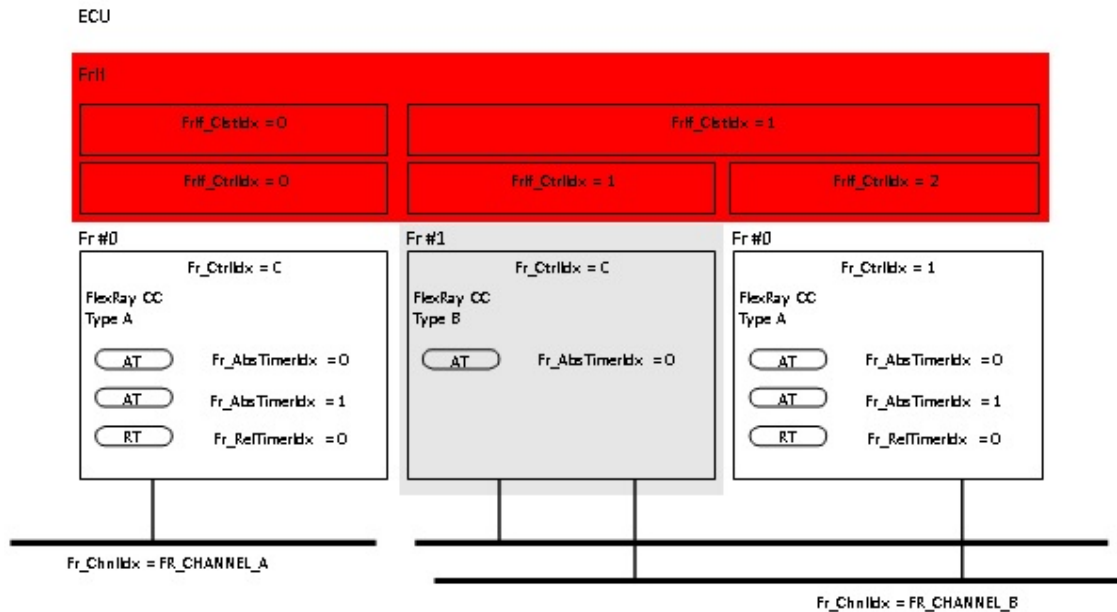


Figure 7.2: CC Indexing Scheme of the FlexRay Interface

[SWS_Frlf_05060] [In order to abstract for upper layer BSW modules the various CCs, which the Frlf module controls via the FlexRay Driver modules, the Frlf module offers an abstract, unique, zero-based consecutive index FrlfCtrlIdx as configuration parameter, which maps to a tuple of FlexRay Driver API Service function pointer and CC index Fr_CtrlIdx.] ([SRS_Fr_05096](#))

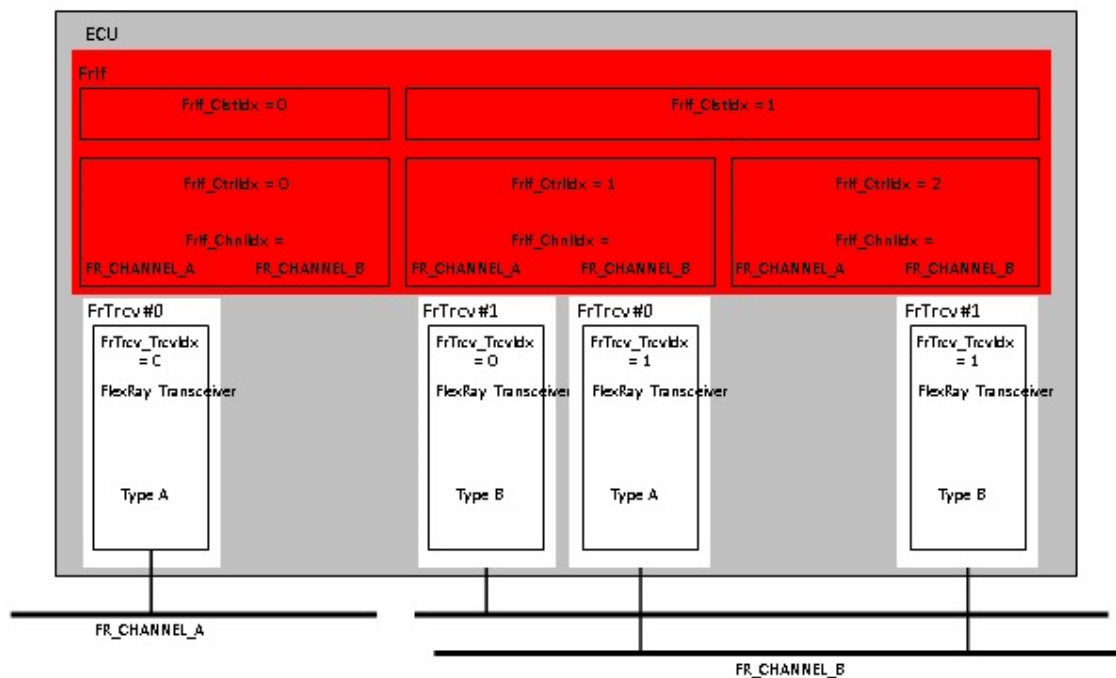


Figure 7.3: Flexray Transceiver Indexing Scheme of the FlexRay Interface

In order to abstract for upper layer BSW modules the various FlexRay Transceiver modules, which the FrIf module accesses via the FlexRay Transceiver Driver modules, the FrIf module takes advantage of the fact that each FlexRay Transceiver module is unambiguously assigned to a specific Channel on a specific FlexRay CC.

Therefore, the FrIf module abstracts the various FlexRay Transceivers by a combination of the two indices FrIf_CtrlIdx (Controller Index) and FrIf_ChnlIdx (Channel Index) and maps this to a tuple of FlexRay Transceiver Driver API Service function pointer and FlexRay Transceiver index FrTrcv_TrcvIdx. (Transceiver Index)

The function descriptions in [chapter 8](#) specify the required mapping of upper layer BSW module's parameters to corresponding lower layer BSW module's API services in detail."

[SWS_FrIf_05107] [Besides hardware and software resources, the FrIf module also numbers the logical structure elements presented by FlexRay with an abstract, unique, zero-based consecutive index.

The static configuration data of the FrIf module contains a data structure that specifies which FlexRay CC modules and which FlexRay Transceiver modules are connected to which Clusters, or in other words, that maps each value of FrIf_CbIdx to (one, or in general) a set of values for FrIf_CtrlIdx and tuples of (FrIfCtrlIdx, FrIf_ChnlIdx).] ([SRS_BSW_00162](#))

[SWS_FrIf_05110] [The FrIf module shall number all PDUs to be transmitted with an abstract, unique, zero-based consecutive index TxPdul.] ()

Note: This index is used in the FrIf API service FrIf_Transmit() and allows the FrIf module to quickly identify (e.g. by a table look-up) the PDU that is passed to it by an upper layer BSW module, and to process it accordingly.

7.2.2 Supported Indexed Resources

[SWS_FrIf_05057] [It shall be possible that the FrIf module can be configured to support at least four (possibly different) FlexRay Drivers to access the FlexRay Communication Controllers.] ([SRS_Fr_05097](#))

[SWS_FrIf_05053] [It shall be possible that the FrIf module can be configured using the parameter FRIF_CTRL_IDX to support at least four (possibly different) FlexRay CCs.] ([SRS_Fr_05007](#))

[SWS_FrIf_05111] [It shall be possible that the FrIf module can be configured to support one of both or both FlexRay Channels as specified in [6, FlexRay Communications System Protocol Specification V2.1].] ([SRS_Fr_05007](#))

[SWS_FrIf_05112] [It shall be possible that the FrIf module can be configured using the parameter FRIF_CLST_IDX to support at least four FlexRay Clusters.] ([SRS_Fr_05007](#))

[SWS_FrIf_05113] [It shall be possible that the FrIf module can be configured using the parameter FRIF_ABS_TIMER_IDX to support at least one absolute timer per FlexRay CCs.] ([SRS_Fr_05007](#))

7.3 FlexRay Interface State Machine

[SWS_FrIf_05115] [In order to allow to control the communication operations of the FlexRay system, the FrIf module shall implement a behavior, which is defined using a simple state machine (one per FlexRay cluster), called FlexRay Interface State Machine] ()

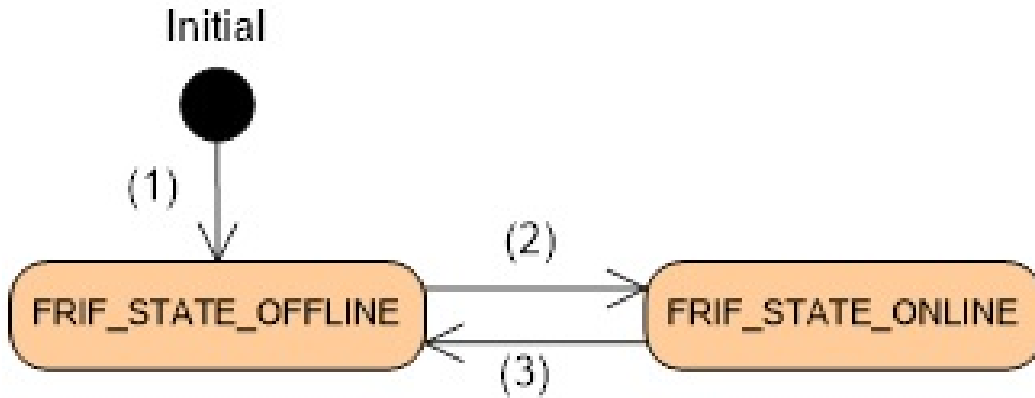


Figure 7.4: FlexRay Interface State Machine

State	Description
FRIF_STATE_OFFLINE	No communication services are executed (see section 7.6 for details)
FRIF_STATE_ONLINE	All communication services (reception, transmission, transmission confirmation) are executed (see section 7.6 for details).

Table 7.1: FlexRay State Machine Transitions (1)

[SWS_FrIf_05117] [During initialization of the FrIf by executing FrIf_Init() the FrIf_State for each cluster shall be initialized with state 'FRIF_STATE_OFFLINE'.

The transitions are requested by an API service FrIf_SetState() which takes the Cluster to process on and the Transition name to invoke.] ([SRS_Fr_05031](#))

[SWS_FrIf_05118] [If the FrIf module's environment calls the function FrIf_SetState with parameter FrIf_StateTransition = FRIF_GOTO_ONLINE and if the current state for the requested cluster is FRIF_STATE_OFFLINE, the FrIf module shall take the current state of the requested cluster to FRIF_STATE_ONLINE.".

If the FrIf module's environment calls the function FrIf_SetState with parameter FrIf_StateTransition = FRIF_GOTO_OFFLINE and if the current state for the requested cluster is FRIF_STATE_ONLINE, the FrIf module shall take the current state of the requested cluster to FRIF_STATE_OFFLINE.".

Otherwise, do not perform a state transition.]) For details see [Figure 7.4](#) and [Table 7.2](#)

Transition Name	Transitions (see Figure 7.4)	Description
FRIF_GOTO_ONLINE	(2)	Transition resulting in FrIf_State FRIF_STATE_ONLINE
FRIF_GOTO_OFFLINE	(3)	Transition resulting in FrIf_State FRIF_STATE_OFFLINE

Table 7.2: FlexRay State Machine Transitions (2)

[SWS_FrIf_05501] [If the API FrIf_SetState with parameter FRIF_STATE_OFFLINE is called, the FlexRay Interface module shall check the parameter "TxConfCounter" for every PDU. If the value for the corresponding PDU is greater than 0, the FlexRay Interface shall call the upper layer using the API _TxConfirmation(id, E_NOT_OK).]()

Note: It has to be ensured that the FlexRay Interface does not lose the TxConfCounter values at the point in time the API FrIf_SetState with parameter FRIF_STATE_OFFLINE is called.

7.3.1 FlexRay Interface Main Function

The FlexRay Interface Main Function needs to be called cyclically from a task body provided by the BSW Scheduler with a calling period (FRIF_MAINFUNCTION_PERIOD) depending on the FlexRay Cycle length and configurable at system configuration time.

Since the Cycle length of each Cluster is independent, the desired calling period of the FlexRay Interface Main Function might differ from Cluster to Cluster, except for "Transmission with Immediate Buffer Access".

[SWS_FrIf_05119] [The FrIf module shall provide one dedicated FlexRay Interface Main Function for each FlexRay Cluster that is controlled by that FrIf module.]([SRS_BSW_00432](#))

[SWS_FrIf_05283] [The API names of the FlexRay Interface Main Functions shall obey the following pattern:

FrIf_MainFunction_<FrIfCluster.ShortName> where FrIfCluster.ShortName is the Short Name of the corresponding FrIfCluster.]([SRS_BSW_00373](#))

[SWS_FrIf_15120] [The Main Function monitors and controls the continuous execution of the FlexRay Job List Execution Function including the (re)synchronization if the current FlexRay Interface State Machine is FRIF_STATE_ONLINE.]()

[SWS_FrIf_01124] [If Bus Mirroring is enabled globally (see FrIfBusMirroringSupport), then call Fr_GetChannelStatus for all controllers of each FlexRay cluster for which mirroring has been activated with a call to FrIf_EnableBusMirroring(), merge the states reported for the controllers of one cluster with a binary OR, and then call Mirror_ReportFlexRayChannelStatus() with the cluster, Fr_ChannelAStatusPtr, and Fr_ChannelBStatusPtr to report the aggregated channel states to the Bus Mirroring module.]()

[SWS_Frlf_25120] [If one of the optional cluster-specific configuration parameters FRIF_E_NIT_CH_A, FRIF_E_NIT_CH_B, FRIF_E_SW_CH_A, FRIF_E_SW_CH_B or FRIF_E_ACS_CH_A, FRIF_E_ACS_CH_B exists, then call Frlf_GetChannelStatus for each FlexRay controller of the cluster and report the status to DEM as described below.]()

[SWS_Frlf_35120] [If the optional configuration parameter FRIF_E_NIT_CH_A exists, then the channel status information shall be reported to DEM as Dem_SetEventStatus (FRIF_E_NIT_CH_A, DEM_EVENT_STATUS_PREFAILED) when any of the error bits of a single controller (Channel A NIT status data vSS!SyntaxError, vSS!Bviolation) is set or as Dem_SetEventStatus (FRIF_E_NIT_CH_A, DEM_EVENT_STATUS_PREPASSED) when none of these error bits is set.]()

[SWS_Frlf_45120] [If the optional configuration parameter FRIF_E_NIT_CH_B exists, then the channel status information shall be reported to DEM as Dem_SetEventStatus (FRIF_E_NIT_CH_B, DEM_EVENT_STATUS_PREFAILED) when any of the error bits of a single controller (Channel B NIT status data vSS!SyntaxError, vSS!Bviolation) is set or as Dem_SetEventStatus (FRIF_E_NIT_CH_B, DEM_EVENT_STATUS_PREPASSED) when none of these error bits is set.]()

[SWS_Frlf_55120] [If the optional configuration parameter FRIF_E_SW_CH_A exists, then the channel status information shall be reported to DEM as Dem_SetEventStatus (FRIF_E_SW_CH_A, DEM_EVENT_STATUS_PREFAILED) when any of the error bits of a single controller (Channel A symbol window status data vSS!SyntaxError, vSS!Bviolation, vSS!TxConflict) is set or as Dem_SetEventStatus (FRIF_E_SW_CH_A, DEM_EVENT_STATUS_PREPASSED) when none of these error bits is set.]()

[SWS_Frlf_65120] [If the optional configuration parameter FRIF_E_SW_CH_B exists, then the channel status information shall be reported to DEM as Dem_SetEventStatus (FRIF_E_SW_CH_B, DEM_EVENT_STATUS_PREFAILED) when any of the error bits of a single controller (Channel B symbol window status data vSS!SyntaxError, vSS!Bviolation, vSS!TxConflict) is set or as Dem_SetEventStatus (FRIF_E_SW_CH_B, DEM_EVENT_STATUS_PREPASSED) when none of these error bits is set.]()

[SWS_Frlf_75120] [If the optional configuration parameter FRIF_E_ACS_CH_A exists, then the channel status information shall be reported to DEM as Dem_SetEventStatus (FRIF_E_ACS_CH_A, DEM_EVENT_STATUS_PREFAILED) when any of the error bits of a single controller (Channel A aggregated channel status vSS!SyntaxError, vSS!ContentError, vSS!Bviolation, vSS!TxConflict) is set or as Dem_SetEventStatus (FRIF_E_ACS_CH_A, DEM_EVENT_STATUS_PREPASSED) when none of these error bits is set.]()

[SWS_Frlf_85120] [If the optional configuration parameter FRIF_E_ACS_CH_B exists, then the channel status information shall be reported to DEM as Dem_SetEventStatus (FRIF_E_ACS_CH_B, DEM_EVENT_STATUS_PREFAILED) when any of the error bits of a single controller (Channel B aggregated channel status vSS!SyntaxError, vSS!ContentError, vSS!Bviolation, vSS!TxConflict) is set or as Dem_SetEventStatus (FRIF_E_ACS_CH_B, DEM_EVENT_STATUS_PREPASSED) when none of these error bits is set.]()

[SWS_Frlf_95120] [If a loss of the JobList's synchronization (see JobListAsyncFlag) or a miss of execution was detected, the following steps shall be performed:

1. Get the global time (Frlf_GetGlobalTime())
 - If Frlf_GetGlobalTime() returns E_NOT_OK, stop here
 - If Frlf_GetGlobalTime() returns E_OK, continue with step 2
2. add some 'time buffer' (i.e. some timespan which takes jitter into account)
3. search the FlexRay Job List for the next job, i.e. that job with an invocation time greater than the current global time + 'time buffer'.
4. set the JobListPointer to that job and program the absolute timer with this job's invocation time (now the FlexRay Job List is synchronized again)
5. clear the JobListAsyncFlag
6. Enable the absolute timer interrupt

]()

7.4 Implementation Requirements

[SWS_Frlf_05096] [The FlexRay Interface executable code (however, not the configuration used during runtime) shall be completely independent of the FlexRay Communication Controller(s) and the FlexRay Transceiver(s).]()

[SWS_Frlf_05069] [The Frlf module shall support pre-compile time, link-time and post-build-time configuration.]([SRS_BSW_00404](#), [SRS_BSW_00345](#))

[SWS_Frlf_05284] [The Frlf module shall implement link-time and post-build-time configuration data as read-only data structures.]()

[SWS_Frlf_05285] [The Frlf module shall immediately reference link-time configuration data by the implementation,]()

[SWS_Frlf_05078] [The Frlf module shall implement the API functions specified by the Frlf SWS as real C code functions and shall not implement the API functions as macros.]([SRS_BSW_00342](#))

Note: The rationale of SWS_Frlf_05078 is to allow object code module integration.

[SWS_Frlf_05244] [The Frlf module shall pad transmitted PDUs that are located on a Frlf L-Sdu where FrlfAllowDynamicLSduLength is set to false, if the size is smaller than the configured size of the PDU. Padding shall be done with the configured FrlfUnused BitValue.]()

7.5 Configuration description

[SWS_FrIf_05089] [The FrIf module shall provide an XML file that contains the data which is required for the SW identification (it shall contain the vendor identification, module ID and software version information), configuration and integration process. This file should describe vendor specific configuration parameters as well as it should contain recommended configuration parameter values.

The description of the configuration and initialization data itself is not part of this specification but very implementation specific.]([SRS_BSW_00171](#), [SRS_BSW_00170](#), [SRS_BSW_00334](#))

7.6 Data Communication via FlexRay

FlexRay in general is a deterministic time-driven communication system.

Each datum that should be transmitted or received has to be scheduled at system configuration time.

This even holds true for data that - from the application's point of view - are considered event-driven.

Note: When looking only at specific instances of the AUTOSAR FlexRay software modules running on a specific ECU it is not possible to "anticipate" the exact point in time when a certain FlexRay frame is being sent (or received, respectively) in the Dynamic Segment of the FlexRay Cycle.

[SWS_FrIf_05054] [The FrIf module shall define the resources (e.g. a buffer in the FlexRay Communication Controller or FlexRay Driver) needed for data transmission (or reception, respectively) at system configuration time specifically for data transmission (or reception, respectively).]([SRS_Fr_05056](#))

Note: There is no true spontaneous event-driven data communication on FlexRay. Even application data that occur at unpredictable points in time (i.e. "event-driven"), and that should be transmitted via FlexRay, have to be scheduled for transmission at system configuration time.

7.6.1 PDU Packing, PDU update bits, and Frame Construction Plans

In accordance with basic AUTOSAR rules, the API services that the FrIf module provides to upper layer BSW modules for data transmission and data reception are PDU-based.

[SWS_FrIf_05121] [The FrIf module shall be capable of packing multiple PDUs into one FlexRay Frame.](*()*)

Rationale for SWS_Frlf_05121: Bus-independent AUTOSAR PDUs have a maximal length of 8 bytes, but according to [6, FlexRay Communications System Protocol Specification V2.1] a FlexRay Frame can contain as many as 254 bytes of payload data.

Note: It is also allowed to define PDUs which are larger than 8 bytes. Please be aware that PDUs greater than 8 bytes are not bus independent any more!

[SWS_Frlf_05122] [The Frlf module shall take the information on how to pack PDUs into FlexRay Frames from the so-called Frame Construction Plans. The rules defining how to pack PDUs into FlexRay Frames are defined at system configuration time.]()

[SWS_Frlf_05123] [The Frame Construction Plan shall be stored in the static configuration of the Frlf module (configuration parameter FrlfFrameStructure, see Frlf05370).]()

[SWS_Frlf_05124] [If multiple PDUs are packed into a single FlexRay Frame and if the Frlf module recognizes the update of at least one of the contained PDUs, then the Frlf module shall transmit this FlexRay Frame.]()

Note: As a result, the space associated with PDUs in this FlexRay Frame that have not been updated by the upper layer BSW module will also be transmitted. This does not necessarily mean that the previous values of those PDUs are transmitted. On the contrary, in case the parameter 'FrlfUnusedBitValue' does not exist, arbitrary values for those PDUs will be transmitted.

[SWS_Frlf_05723] [In case the parameter 'FrlfUnusedBitValue' exists, all the unused bits within the Frame Construction Plan shall be set to the configured value 'FrlfUnusedBitValue' while assembling the frame on sender side.]()

[SWS_Frlf_05725] [The FlexRayInterface shall ensure that unused spaces within the frame construction plan only contain deterministic values (instead of possible random data).

For this purpose, the value given by the parameter 'FrlfUnusedBitValue' shall be used to fill unused spaces with this value.]()

[SWS_Frlf_05125] [It shall be possible to configure (configuration parameter FrlfPduUpdateBitOffset, see Frlf06071) for each PDU a dedicated PDU update bits in the FlexRay Frame. The Frlf module shall identify the position of the PDU update bits for each PDU using the information stored in configuration parameter FrlfPduUpdateBitOffset.]()

[SWS_Frlf_05056] [The receiving Frlf module shall evaluate the PDU Update-bit (if configured) to recognize the update of the PDU associated with this PDU update bits] ([SRS_Fr_05126](#))

Rationale: In order for the receiving Frlf module to be able to determine which of the PDUs in a received FlexRay Frame have actually been updated by the upper layer BSW module (by a call of Frlf_Transmit()) on the transmitter side, additional update information, so called PDU update bits within the FlexRay Frame, shall be transmitted to the receiving Frlf module.

Note: A details description of the update bits handling is described in the Communication Operation, [subsection 7.6.3 "TransmitWithDecoupledBufferAccess"](#)

[SWS_Frlf_05126] [This PDU update bits shall be located at an arbitrary bit position in the Frame Construction Plan that is not occupied by any PDU.]()

[SWS_Frlf_05127] [The configuration of update bits for the PDUs and the definition of the location of the update bits within the FlexRay Frame are performed at system configuration time [Configuration Parameter FrlfPduUpdateBitOffset, see Frlf06071]]()

[SWS_Frlf_05128] [If no update bit is configured for a specific PDU, the Frlf module shall assume this PDU to be always valid and the Frlf module shall always indicate its reception to the upper layer BSW module on the receiver side.]()

[SWS_Frlf_05758] [In case the parameter 'FrlfAllowDynamicLSduLength' exists and is set to TRUE for the associated frame triggering for reception, PDUs in non-received areas (PDU offset > actual L-SDU length) shall not be indicated to upper layer(s).]()

[SWS_Frlf_05129] [If Transmission with Immediate Buffer Access is used, only one PDU is allowed per FlexRay Frame (L-SDU).]()

Note: Therefore, PDU update bits can be omitted for Transmission with Immediate Buffer Access.

7.6.2 Dynamic PDU length

[SWS_Frlf_05093] [In case the parameter 'FrlfAllowDynamicLSduLength' (see Frlf06049) is set to true for the associated frame triggering, the Frlf module passes the actual used L-PDU length to the driver (Fr_TransmitTxLPdu()), taking into account the following parameters for each PDU:

- the position of the PDU within the L-PDU
- the position of the update-bit information (if configured)

If FrlfImmediate equals TRUE, the actual length of the respective PDU shall be as passed via Frlf_Transmit().

If FrlfImmediate equals FALSE, the actual length of the respective PDU shall be as passed via <UL_TriggerTransmit>()()

Note: If FrlfAllowDynamicLSduLength is set to false, the Frlf module just passes the length information according to the frame construction plan to the FlexRay driver.

[SWS_Frlf_05094] [The Frlf shall only indicate PDUs in received areas (PDU offset <= actual L-PDU length) to upper layer(s).]()

7.6.3 AlwaysTransmit

Note: According to [6, FlexRay Communications System Protocol Specification V2.1], a FlexRay CC might only support the so-called "continuous transmission mode" where a message is transmitted continuously until the host explicitly invalidates the transmit buffer. If such a FlexRay CC is being used for transmission, and the receiving FrIf should still be able to determine which of the PDUs in a received FlexRay Frame have actually been updated by an upper layer BSW module on the transmitter side, a special mechanism is needed in the transmitting FrIf, called AlwaysTransmit (configuration parameter FrIfAlwaysTransmit, see ECUC_FrIf_06050). If AlwaysTransmit is enabled for an L-PDU that is transmitted using the Communication Operation DECOUPLED_TRANSMISSION, the FlexRay Driver's API service Fr_TransmitTxLPdu() is always called for this L-PDU, independent from any PDUs in this L-PDU having been updated by an upper layer BSW module. This enables resetting the PDU update bits in the FlexRay CC's transmit buffer, even if none of the PDUs in the FlexRay Frame have actually been updated by an upper layer BSW module, and thus ensures the correct interpretation of the received Frame contents by the receiving FrIf.

Note: Since:

- in general, the transmit mode of a FlexRay CC can be configured ("continuous mode" / "single shot mode"), and
- AlwaysTransmit can be configured independently per L-PDU, and
- update bits can be configured independently per PDU,

the FrIf module can be tailored to exhibit exactly the behavior required by a certain use case,

however, it is the responsibility of the System Designer to select the correct configuration of all these parameters. An incorrect configuration will lead to undesired results.

7.6.4 Realization of the Time-Driven FlexRay Schedule

According to [6, FlexRay Communications System Protocol Specification V2.1], a FlexRay CC is not required to provide mechanisms in hardware to ensure asynchronous access to its transmit and receive buffers e.g. by providing shadow buffers that may be accessed asynchronously by the AUTOSAR FlexRay software modules.

[SWS_FrIf_05130] [The FrIf module shall call all functions accessing the transmit and receive buffers (i.e. performing data transmission or reception, respectively) synchronously (i.e. synchronized to the FlexRay Global Time)]()

Rationale for SWS_FrIf_05130: The access of FrIf module functions to transmit and receive buffers only at well-defined points in time³ avoids concurrent access to the buffers by the hardware and the software.

³In FlexRay Global Time

Note: In order to provide this necessary synchronicity, the Frlf module defines for each Cluster a FlexRay Job List [Configuration Parameter FrlfJobList, see Frlf05367].

The Cluster's FlexRay Job List is executed by its Job List Execution Function (see [subsection 8.5.1](#)) using an absolute timer [Configuration Parameter FrlfAbsTimerRef, see Frlf06063] of a FlexRay CC connected to the respective Cluster.

7.6.4.1 FlexRay Job List

[SWS_Frlf_05131] [Definition: A FlexRay Job List is a list of (maybe different) Communication Jobs sorted according to their respective execution start time.

Each Communication Job [Configuration Parameter FrlfJob, see Frlf05368] contains the following properties:

- Job start time by means of
 - FlexRay Communication Cycle [Configuration Parameter FrlfCycle, see Frlf06064]
 - Macrotick Offset within the Communication Cycle [Configuration Parameter FrlfMacrotick, see Frlf06065].
- A list of Communication Operations [Configuration Parameter FrlfCommunicationOperation, see Frlf05369] sorted according to a configurable Communication operation index [Configuration Parameter FrlfCommunicationOperationIdx, see Frlf06068]. The sorting order defines the order of execution of the Communication Operations within a FlexRay Communication Job.

]()

[SWS_Frlf_05133] [The Frlf module shall call the respective Cluster's FlexRay Job List Execution Function to execute each FlexRay Communication Job at the execution start time assigned to that Communication Job]()

[SWS_Frlf_05134] [The Frlf module shall process the actions determined by the Communication Operations assigned to each FlexRay Communication Job

Each Communication Operation (see Frlf05369) contains the following properties:

- Communication Operation Index [Configuration Parameter FrlfCommunicationOperationIdx, see ECUC_Frlf_06068], which determines the execution order of the Communication Operations.
- Communication Action [Configuration Parameter FrlfCommunicationAction, see Frlf06067], which specifies the actual action to perform
 - DECOUPLED_TRANSMISSION
 - TX_CONFIRMATION
 - RECEIVE_AND_STORE

- RX_INDICATION
- RECEIVE_AND_INDICATE
- PREPARE_LPDU
- A reference to a frame triggering (L-PDU) which is associated with the Communication Action to perform [Configuration parameter FrIfLPduldx, see FrIf06058]⁴.

]()

7.6.4.2 FlexRay Job List Execution Function

Since the Communication Schedule of each FlexRay Cluster is independent, there is one dedicated FlexRay Job List and one dedicated FlexRay Job List Execution Function for each FlexRay Cluster that is controlled by the FlexRay Interface.

The Copy Operation into/from the FlexRay CCs are scheduled within the FlexRay Job Lists' communication operations

[SWS_FrIf_05136] [The API names of the FlexRay Job List Execution Functions shall obey the following pattern:

FrIf_JobListExec_<FrIfCluster.ShortName> where FrIfCluster.ShortName is the Short Name of the corresponding FrIfCluster.]()

[SWS_FrIf_05137] [The FlexRay Job List Execution Function shall execute the Cluster's FlexRay Job List Jobs synchronously to the Cluster's global time (i.e. at well-defined points in time).]()

[SWS_FrIf_05138] [Upon invocation, the FlexRay Job List Execution Function shall perform the following steps:

1. Retrieve the FlexRay Global Time from the FlexRay CC providing the Cluster's absolute timer interrupt.
2. If the FlexRay Global Time cannot be retrieved or the global time delay compared to the jobs start time is larger than a maximum delay [Configuration Parameter FrIfMaxlsrDelay, see FrIf06004], the execution of the FlexRay Job List is considered to be asynchronous to the FlexRay Global Time and thus the following actions are performed:
 - Either set a flag (JobListAsyncFlag) indicating that the execution of the FlexRay Job List of this Cluster is asynchronous or directly resynchronize the Joblist as described in SWS_FrIf_95120

⁴ The LPDU is identified by a LPdu Index, which has a 1:1 association to a frame triggering for historical reasons. To obtain compatibility this configuration structure is not changed here. The L-PDU index is identified with a zero-based and dense index, which shall be used as the parameter Fr_LPduldx passed to the AUTOSAR FlexRay Driver when processing LPdus.

- If the JobListAsyncFlag was set, call the Runtime error FRIF_E_JLE_SYNC
- Disable absolute Timer Interrupt
- Terminate the execution of this FlexRay Job.

Otherwise, the FlexRay Job List Execution Function continues with step 3.

3. Retrieve the ordered list of Communication Operations of the current Job pointed to by the current job-pointer.
4. Forward the current job-pointer to the next job-list entry. If the job-pointer was pointed at the end of the job-list, wrap around and set it to the first job-list entry.
5. Retrieve the execution start time of the job marked by the job-pointer and set the absolute timer to this job's start time in order to invoke the FlexRay Job List Execution Function again.
6. Execute the retrieved Communication Operations.

]()

Note: In order to keep the runtime of the JLEF short, it is acceptable to implement the described functionality of the JLEF into a separate, high priority task which has to be activated immediately in the JLEF.

7.6.5 Communication Operations

This chapter describes each Communication Operation that is executed within the Job List Execution Function.

7.6.5.1 TransmitWithDecoupledBufferAccess

[SWS_Frlf_05058] [The Frlf module shall be capable of Transmit Request queuing by using the TrigTxCounter.] ([SRS_Fr_05130](#))

Note: Only the amount of transmit requests are stored, not the data itself.

[SWS_Frlf_05063] [If the related CC is in Frlf_State FRIF_STATE_ONLINE for a Communication Operation DECOUPLED_TRANSMISSION, then the Job List Execution Function shall execute this Communication Operation. Otherwise, the Job List Execution Function shall ignore this Communication Operation.] ([SRS_Fr_05027](#))

[SWS_Frlf_05287] [For a Communication Operation DECOUPLED_TRANSMISSION the Job List Execution Function shall perform the following steps

1. Iterate over all PDUs contained in the FrlfFrameStructure (see Frlf05370) of the associated frame triggering of this Communication Operation and

- (a) Check whether TrigTxCounter is > 0 or FrlfNoneMode == true for the PDU. If not, clear the update-bit for this PDU [Configuration Parameter FrlfPduUpdateBitOffset, see Frlf06071] and proceed with the next PDU, otherwise continue with the following steps:
 - i. Decrement TrigTxCounter only if TrigTxCounter > 0 . If the value of TrigTxCounter = 0, do not decrement.
 - ii. Call the upper layer's function `_TriggerTransmit()` with the associated PDUId (defined by the upper layer) and pass a pointer to a temporary buffer within the Frlf that assembles the L-SDU. The pointer shall consider the byte offset [Configuration Parameter FrlfPduOffset, see Frlf06070] of the PDU within the frame. If `_TriggerTransmit()` returns E_NOT_OK, the TrigTxCounter value has to be rolled back to the previous value.
 - iii. Remember that a transmission for this PDU is pending if a transmission confirmation is needed for this PDU [Configuration Parameter FrlfConfirm, see Frlf06075] increment TxConfCounter, where the maximum value is limited by static configuration [Configuration Parameter FrlfCounterLimit, see Frlf06076]. If the FrlfCounterLimit has been reached, the FrlfCounterLimit value is kept and not incremented any more.
 - iv. Set the update-bit if configured for this PDU [Configuration Parameter FrlfPduUpdateBitOffset, see Frlf06071]. In case the API `_TriggerTransmit()` does not return E_OK, or the API `Frlf_CancelTransmit()` for the corresponding PDU has been called, reset the update-bit to "not updated".
2. If at least one PDU was requested for transmission or for at least one PDU FrlfNoneMode == true and `_TriggerTransmit` returned E_OK or the frame is configured to be always transmitted [Configuration Parameter FrlfAlwaysTransmit == true] then the FlexRay Driver's API service `Fr_TransmitTxLPdu()` is called:
 - (a) `Fr_CtrlIdx` is derived according to the indexing scheme described in chapter of indexing.
 - (b) `Fr_LPduIdx` is set to the configured L-PDU index [Configuration Parameter `FrlfLPduIdx`, see Frlf06058] associated with the Communication Operation
 - (c) `Fr_LSduPtr` is set to the temporary Frlf L-SDU assembling buffer.
 - (d) `Fr_LSduLength` is set to the L-SDU length [Configuration Parameter FrlfLSduLength, see Frlf06054]
 - (e) `Fr_SlotAssignmentPtr` is set to a temporary slot assignment buffer if Bus Mirroring is enabled globally (see FrlfBusMirroringSupport), otherwise to the NULL_PTR.

3. If Bus Mirroring is enabled globally (see `FrIfBusMirroringSupport`) and has been activated with a call to `FrIf_EnableBusMirroring()` for the `Fr_CtrlIdx` and `Fr_TransmitTxLPdu()` returned `E_OK` (indicating that the transmission succeeded), call `Mirror_ReportFlexRayFrame()` with "controllerId" set to `Fr_CtrlIdx`, "slotId", "cycle", and "channel" taken from `Fr_SlotAssignmentPtr`, "frame" constructed from `Fr_LSduPtr` and `Fr_LSduLength`, and "txConflict" set to false.
4. In case the Driver's API `Fr_TransmitTxLPdu()` returned `E_NOT_OK` (indicating that the transmission failed) changes on `TrigTxCounter` and `TxConfCounter` must be rolled back (see 4. and 5.) for each PDU contained in the FlexRay L-SDU.

]()

Note: All described actions in `SWS_FrIf_05287` are depicted in detail in the sequence chart in [subsection 9.1.2](#).

[SWS_FrIf_05435] [If `FrIfAllowDynamicLSduLength` exists and is set to `TRUE` for the associated frame triggering, the actual L-SDU length, that is passed to the driver by calling `Fr_TransmitTxLPdu()`, shall be determined (i.e. shortened as much as possible) by taking only those PDUs into account, which have been indicated via `<UL_TriggerTransmit>()` and consider the following points:

- the position of the respective PDU within the L-SDU
- the actual length of the respective PDU as passed via `<UL_TriggerTransmit>()`

]()

[SWS_FrIf_05436] [A shortened L-Sdu (see `[SWS_FrIf_05435]`) shall always contain all configured update bits.]()

Note: `[SWS_FrIf_05435]` and `[SWS_FrIf_05436]` ensure that on one hand all the needed information for disassembling the L-SDU is available on receiver side (PDU(s) itself and the corresponding update-bit(s) if configured), and on the other hand that the payload can be reduced as much as possible by taking the position of all the required data for disassembling contained in the frame construction plan into account when shortening the L-SDU to be passed to the driver.

7.6.5.2 ProvideTxConfirmation

This Communication Operation provides a Tx confirmation and optionally checks the occurrence of a Tx conflict.

[SWS_FrIf_05064] [If the related CC is in `FrIf_State FRIF_STATE_ONLINE` for a Communication Operation `TX_CONFIRMATION`, then the Job List Execution Function shall execute this Communication Operation. Otherwise, the Job List Execution Function shall ignore this Communication Operation.]()

[SWS_Frlf_05288] ["For a Communication Operation TX_CONFIRMATION the Job List Execution Function shall perform the following steps:

1. Call the FlexRay Driver's API function `Fr_CheckTxLPduStatus()`:
 - `Fr_CtrlIdx` is derived according to the indexing scheme described in chapter of indexing
 - `Fr_LPdulIdx` is set to the configured L-PDU buffer index [Configuration Parameter `FrlfLPdulIdx`, see `Frlf06058`] associated with the Communication Operation.
 - `Fr_SlotAssignmentPtr` is set to a temporary slot assignment buffer if Bus Mirroring is enabled globally (see `FrlfBusMirroringSupport`), otherwise to the `NULL_PTR`.
2. If the transmission was performed (output parameter `*Fr_TxLPduStatusPtr` is set to `FR_TRANSMITTED`) then iterate over all PDUs contained in the `FrlfFrameStructure` (see `Frlf05370`) of the associated frame triggering. If `TxConfCounter` for a PDU is 0 proceed with the next PDU, otherwise
 - If `FrlfConfirm == true`, call the upper layer's function `<UL_TxConfirmation(E_OK)>` with the associated PDUId (defined by the upper layer).
 - If `FrlfConfirm == true`, decrement `TxConfCounter`.
3. If the transmission was performed but a `TxConflict` occurred (output parameter `*Fr_TxLPduStatusPtr` is set to `FR_TRANSMITTED_CONFLICT`) then iterate over all PDUs contained in the `FrlfFrameStructure` (see `Frlf05370`) of the associated frame triggering. If `TxConfCounter` for a PDU is 0 proceed with the next PDU, otherwise
 - If `FrlfConfirm == true`, call the upper layer's function `<UL_TxConfirmation(E_NOT_OK)>` with the associated PDUId (defined by the upper layer).
 - If `FrlfConfirm == true`, decrement `TxConfCounter`.
4. If Bus Mirroring is enabled globally (see `FrlfBusMirroringSupport`) and has been activated with a call to `Frlf_EnableBusMirroring()` for the `Fr_CtrlIdx` and the API `Fr_CheckTxLPduStatus()` returns `"FR_TRANSMITTED_CONFLICT"`, call `Mirror_ReportFlexRayFrame()` with `"controllerId"` set to `Fr_CtrlIdx`, `"slotId"`, `"cycle"`, and `"channel"` taken from `Fr_SlotAssignmentPtr`, `"frame"` set to the `NULL_PTR`, and `"txConflict"` set to `true`.

If the API `Fr_CheckTxLPduStatus()` returns `"FR_TRANSMITTED_CONFLICT"` and the `<UL_TxConflictNotification>` is configured via `FrlfTxConflictNotificationName` (`ECUC_Frlf_06122`), call this function for the same `LPdulIdx`. | ()

7.6.5.3 ReceiveAndStore

[SWS_FrIf_05289] [If the related CC is in FrIf_State FRIF_STATE_ONLINE for a Communication Operation RECEIVE_AND_STORE, then the Job List Execution Function shall execute this Communication Operation. Otherwise, the Job List Execution Function shall ignore this Communication Operation.]()

[SWS_FrIf_05290] [For a Communication Operation RECEIVE_AND_STORE the Job List Execution Function shall perform the following steps:

1. Call the FlexRay Driver's API function Fr_ReceiveRxLPdu():
 - (a) Fr_CtrlIdx is derived according to the indexing scheme described in chapter of indexing.
 - (b) Fr_LPduIdx is set to the configured L-PDU index [Configuration Parameter FrIfLPduIdx, see FrIf06058] associated with the Communication Operation.
 - (c) Fr_LSduPtr is set to a temporary buffer.
 - (d) Fr_SlotAssignmentPtr is set to a temporary slot assignment buffer if Bus Mirroring is enabled globally (see FrIfBusMirroringSupport), otherwise to the NULL_PTR.
2. If Bus Mirroring is enabled globally (see FrIfBusMirroringSupport) and has been activated with a call to FrIf_EnableBusMirroring() for the Fr_CtrlIdx and an L-PDU was received (Output parameter *Fr_LPduStatusPtr != FR_NOT_RECEIVED), call Mirror_ReportFlexRayFrame() with "controllerId" set to Fr_CtrlIdx, "slotId", "cycle", and "channel" taken from Fr_SlotAssignmentPtr, "frame" constructed from Fr_LSduPtr and Fr_LSduLengthPtr, and "txConflict" set to false.
3. If a L-PDU was received (Output parameter *Fr_LPduStatusPtr != FR_NOT_RECEIVED) iterate over all PDUs contained in the FrIfFrameStructure (see FrIf05370) of the associated frame triggering and:
 - (a) If an update bit was configured for the PDU [Configuration Parameter FrIfPduUpdateBitOffset, see FrIf06071] and the update bit for the PDU is not set, continue with the next PDU. Otherwise,
 - (b) Copy the PDU Payload from the temporary buffer considering the PDU offset within the L-SDU [Configuration Parameter FrIfPduOffset, see FrIf06070] into a FrIf PDU-related static buffer.
 - (c) Store the actual received PDU length
 - (d) Mark the PDU-related static buffer as up-to-date.
4. if *Fr_LPduStatusPtr == FR_RECEIVED_MORE_DATA_AVAILABLE restart at number 1 again. Otherwise the communication operation has finished.

]()

7.6.5.4 ProvideRxIndication

[SWS_FrIf_05062] [If the related CC is in FrIf_State FRIF_STATE_ONLINE for a Communication Operation RX_INDICATION, then the Job List Execution Function shall execute this Communication Operation. Otherwise, the Job List Execution Function shall ignore this Communication Operation.] ([SRS_Fr_05170](#))

[SWS_FrIf_05291] [For a Communication Operation RX_INDICATION the Job List Execution Function shall perform the following steps:

1. Iterate over all PDU-related static buffers of PDUs contained in the FrIfFrame Structure (see FrIf05370) of the associated frame triggering
2. If the PDU-related static buffer is marked as outdated, continue with the next PDU. Otherwise if the buffer is marked up-to-date,
 - (a) Call the upper layer's function _RxIndication() with the PDU Id the receiving module expects and PduInfoPtr which contains the received data address and received data length.
 - (b) Mark the PDU-related static buffer as outdated.

]()

7.6.5.5 ReceiveAndIndicate

[SWS_FrIf_05292] [If the related CC is in FrIf_State FRIF_STATE_ONLINE for a Communication Operation RECEIVE_AND_INDICATE, then the Job List Execution Function shall execute this Communication Operation. Otherwise, the Job List Execution Function shall ignore this Communication Operation.] ()

[SWS_FrIf_05293] [For a Communication Operation RECEIVE_AND_INDICATE the Job List Execution Function shall perform the following steps:

1. Calculate values for input parameters:
 - (a) Fr_CtrlIdx is derived according to the indexing scheme described in chapter of indexing.
 - (b) Fr_LPduldx is set to the configured L-PDU index [Configuration Parameter FrIfLPduldx, see FrIf06058] associated with the Communication Operation.
 - (c) Fr_LSduPtr is set to a temporary buffer.
 - (d) Fr_SlotAssignmentPtr is set to a temporary slot assignment buffer if Bus Mirroring is enabled globally (see FrIfBusMirroringSupport), otherwise to the NULL_PTR.
2. Initialize ComOpLoopCounter to 0.
3. As long as ComOpLoopCounter < FrIfRxComOpMaxLoop do

- (a) Call `Fr_ReceiveRxLPdu` with the parameters calculated in 1)
- (b) If `*Fr_LPduStatusPtr != FR_NOT_RECEIVED` then continue at 3)c), otherwise the communication operation has finished.
- (c) If Bus Mirroring is enabled globally (see `FrIfBusMirroringSupport`) and has been activated with a call to `FrIf_EnableBusMirroring()` for the `Fr_CtrlIdx`, call `Mirror_ReportFlexRayFrame()` with "controllerId" set to `Fr_CtrlIdx`, "slotId", "cycle", and "channel" taken from `Fr_SlotAssignmentPtr`, "frame" constructed from `Fr_LSduPtr` and `Fr_LSduLengthPtr`, and "txConflict" set to false. Otherwise, continue at 3)d).
- (d) For each Pdu contained in the `FrIfFrameStructure` (see `FrIf05370`) of the associated frame triggering do
 - If an update bit was configured for the PDU [Configuration Parameter `FrIfPduUpdateBitOffset`, see `FrIf06071`] and the update bit for the PDU is not set, continue with the next PDU. Otherwise
 - Call the upper layer's function `_RxIndication()` with the PDU Id the receiving module expects and a pointer to the Pdu-Info structure containing the Pdu length and a reference to the temporary buffer considering the PDU offset within the L-SDU [Configuration Parameter `FrIfPduOffset`, see `FrIf06070`] as parameters.
- (e) if `*Fr_LPduStatusPtr == FR_RECEIVED_MORE_DATA_AVAILABLE` then increment `ComOpLoopCounter` and restart at 3)a), otherwise the communication operation has finished.

]()

7.6.5.6 PREPARE_LPDU

The Communication Operation `PREPARE_LPDU` enables hardware optimization purposes (hardware buffer re-configuration)

[SWS_FrIf_05294] [The Communication Operation `PREPARE_LPDU` performs the following steps:

1. Call the FlexRay Driver's API function `Fr_PrepareLPdu()`:
 - `Fr_CtrlIdx` is derived according to the indexing scheme described in chapter of indexing.
 - `Fr_LPdulIdx` is set to the configured L-PDU index [Configuration Parameter `FrIfLPdulIdx`, see `FrIf06058`] associated with the Communication Operation.

]()

[SWS_Frlf_05061] [The Communication Operation PREPARE_LPDU enables hardware optimization purposes. Its purpose is to enable certain FlexRay CC hardware resources (e.g. a CC's message buffer) to be prepared (configured) for the transmission/reception of a certain L-PDU.

This Communication Operation enables the FlexRay Driver to optimize the usage of hardware resources if available at appropriate point of times. However, it is the responsibility of the FlexRay Driver to decide and validate resource allocation optimizations based on the PREPARE_LPDU Communication Operations. Practically the usage of this Communication Operation will introduce some runtime-overhead even if the FlexRay Driver does not use the opportunity for reconfiguration.] ([SRS_Fr_05042](#))

7.6.5.7 FREE_OP_A

User-defined communication operation in order to support hardware specific or additional communication controller features to increase performance. Use cases are communication controllers with serial connection or DMA-transfers.

7.6.5.8 FREE_OP_B

User-defined communication operation in order to support hardware specific or additional communication controller features to increase performance. Use cases are communication controllers with serial connection or DMA-transfers.

7.6.6 Transmission with Immediate Buffer Access

[SWS_Frlf_15295] [The FlexRay Job List Execution Function does not initiate transmission with immediate buffer access. Instead, the actions described here are carried out in the context of the Frlf_Transmit() API service, which in turn is called by an upper layer BSW module.]()

[SWS_Frlf_05295] [The FlexRay Interface shall perform a PDU transmission with immediate buffer access (see 9.1), only if the following restriction regarding static configuration apply:

- The PDU must be the only PDU in a FlexRay Frame (L-SDU). It is not packed into a FlexRay Frame together with other PDUs (i.e., the mapping between this PDU and the respective L-SDU is a 1:1 association).
- The PDU must be located at the beginning of the L-SDU.
- There is no update-bit for immediate PDUs configured.

]()

[SWS_Frlf_05296] [If an upper layer module calls `Frlf_Transmit()` with `TxPduId` being configured for an immediate PDU, the AUTOSAR module FlexRay Interface shall perform the following steps for an immediate PDU transmission within the context of the `Frlf_Transmit()` API service Driver's API function `Fr_TransmitTxLPdu()`:

- `Fr_CtrlIdx` is derived according to the indexing scheme described in chapter of indexing.
- `Fr_LPduIdx` is set to the configured L-PDU index [Configuration Parameter `Frlf_LPduIdx`, see `Frlf06058`] associated with the `TxPduId`.
- `Fr_LSduPtr` is set to the Pdu Payload pointer contained in the `PduInfoPtr` passed as parameter to `Frlf_Transmit`.
- If the parameter `FrlfAllowDynamicLSduLength=TRUE`, the actual length of the respective PDU shall be as passed via `Frlf_Transmit()`.
- `Fr_SlotAssignmentPtr` is set to a temporary slot assignment buffer if Bus Mirroring is enabled globally (see `FrlfBusMirroringSupport`), otherwise to the `NULL_PTR`.

In case the Driver's API `Fr_TransmitTxLPdu()` returned `E_OK` (indicating that the transmission request succeeded) the `TxConfCounter` is incremented for the respective PDU. The maximum value of `TxConfCounter` is limited by static configuration [Configuration Parameter `FrlfCounterLimit`, see `Frlf06076`]. If Bus Mirroring is enabled globally (see `FrlfBusMirroringSupport`) and has been activated with a call to `Frlf_EnableBusMirroring()` for the `Fr_CtrlIdx`, call `Mirror_ReportFlexRayFrame()` with "controllerId" set to `Fr_CtrlIdx`, "slotId", "cycle", and "channel" taken from `Fr_SlotAssignmentPtr`, "frame" constructed from `Fr_LSduPtr` and `Fr_LSduLength`, and "txConflict" set to false.

In case the Driver's API `Fr_TransmitTxLPdu()` returned `E_NOT_OK` do not modify the current counter value of `TxConfCounter`.]()

7.7 Error Classification

Section "Error Handling" of the document [1] "General Specification of Basic Software Modules" describes the error handling of the Basic Software in detail. Above all, it constitutes a classification scheme consisting of five error types which may occur in BSW modules.

Based on this foundation, the following section specifies particular errors arranged in the respective subsections below.

7.7.1 Development Errors

[SWS_FrIf_05145] [

Type of error	Related error code	Error value
Invalid pointer	FRIF_E_PARAM_POINTER	0x01
Invalid Controller index	FRIF_E_INV_CTRL_IDX	0x02
Invalid Cluster index	FRIF_E_INV_CLST_IDX	0x03
Invalid Channel index	FRIF_E_INV_CHNL_IDX	0x04
Invalid timer index	FRIF_E_INV_TIMER_IDX	0x05
Invalid FrIf_TxPdu Index	FRIF_E_INV_TXPDUID	0x06
Invalid LPdu Index	FRIF_E_INV_LPDU_IDX	0x07
FrIf not initialized	FRIF_E_UNINIT	0x08
Invalid state requested	FRIF_E_INV_FRIF_STATE	0x0A
Invalid Frame ID	FRIF_E_INV_FRAME_ID	0x0B
Initialization failed	FRIF_E_INIT_FAILED	0x0C
Invalid Pdu length	FRIF_E_INV_PDULENGTH	0x0D

]()

7.7.2 Runtime Errors

[SWS_FrIf_05432] [

Type of error	Related error code	Error value
Job List Execution lost synchronization to the Flex Ray Global Time	FRIF_E_JLE_SYNC	0x01

]()

7.7.3 Transient Faults

There are no transient faults.

7.7.4 Production Errors

[SWS_FrIf_05146] [See [Table 7.3](#)]()

Type or error	Related error code	Value [hex]
error detection in NIT on channel A	FRIF_E_NIT_CH_A	Assigned by DEM
error detection in NIT on channel B	FRIF_E_NIT_CH_B	Assigned by DEM
error detection in SW on channel A	FRIF_E_SW_CH_A	Assigned by DEM
error detection in SW on channel B	FRIF_E_SW_CH_B	Assigned by DEM





Type or error	Related error code	Value [hex]
error detection in ACS on channel A	FRIF_E_ACS_CH_A	Assigned by DEM
error detection in ACS on channel B	FRIF_E_ACS_CH_B	Assigned by DEM

Table 7.3: Definition of Production Errors

[SWS_Frlf_05426] [See [Table 7.4](#)] ()

Error Name:	FRIF_E_NIT_CH_A	
Short Description:	Error detection in NIT on channel A	
Long Description:	This production error shall be issued when an error in NIT on channel A was detected	
Recommended DTC:	N/A	
Detection Criteria:	Fail	The channel status information shall be reported to DEM as Dem_SetEvent Status (FRIF_E_NIT_CH_A, DEM_EVENT_STATUS_PREFAILED) when any of the error bits of a single controller (Channel A NIT status data v SS!SyntaxError, vSS!Bviolation) is set (SWS_Frlf_35120)
	Pass	The channel status information shall be reported to DEM as Dem_SetEvent Status (FRIF_E_NIT_CH_A, DEM_EVENT_STATUS_PREPASSES) when none of the error bits of a single controller (Channel A NIT status data v SS!SyntaxError, vSS!Bviolation) is set (SWS_Frlf_35120)
Secondary Parameters:	N/A	
Time Required:	N/A	
Monitor Frequency	continuous	
MIL illumination:	N/A	

Table 7.4: Error Detection in NIT channel A

[SWS_Frlf_05427] [See [Table 7.5](#)] ()

Error Name:	FRIF_E_NIT_CH_B	
Short Description:	Error detection in NIT on channel B	
Long Description:	This production error shall be issued when an error in NIT on channel B was detected	
Recommended DTC:	N/A	
Detection Criteria:	Fail	The channel status information shall be reported to DEM as Dem_SetEvent Status (FRIF_E_NIT_CH_B, DEM_EVENT_STATUS_PREFAILED) when any of the error bits of a single controller (Channel B NIT status data v SS!SyntaxError, vSS!Bviolation) is set (SWS_Frlf_45120)
	Pass	





	Pass	The channel status information shall be reported to DEM as Dem_SetEvent Status (FRIF_E_NIT_CH_B, DEM_EVENT_STATUS_PREPASSED) when none of the error bits of a single controller (Channel B NIT status data vSS!SyntaxError, vSS!Bviolation) is set (SWS_Frlf_45120)
Secondary Parameters:	N/A	
Time Required:	N/A	
Monitor Frequency	continuous	
MIL illumination:	N/A	

Table 7.5: Error Detection in NIT channel B

[SWS_Frlf_05428] [See [Table 7.6](#)] ()

Error Name:	FRIF_E_SW_CH_A	
Short Description:	Error detection in SW on channel A	
Long Description:	This production error shall be issued when an error in SW on channel A was detected.	
Recommended DTC:	N/A	
Detection Criteria:	Fail	The channel status information shall be reported to DEM as Dem_SetEvent Status (FRIF_E_SW_CH_A, DEM_EVENT_STATUS_PREFAILED) when any of the error bits of a single controller (Channel A symbol window status data vSS!SyntaxError, vSS!Bviolation, vSS!TxConflict) is set (SWS_Frlf_55120)
	Pass	The channel status information shall be reported to DEM as Dem_SetEvent Status (FRIF_E_SW_CH_A, DEM_EVENT_STATUS_PREPASSED) when none of the error bits of a single controller (Channel A symbol window status data vSS!SyntaxError, vSS!Bviolation, vSS!TxConflict) is set (SWS_Frlf_55120)
Secondary Parameters:	N/A	
Time Required:	N/A	
Monitor Frequency	continuous	
MIL illumination:	N/A	

Table 7.6: Error detection in SW on channel A

[SWS_Frlf_05429] [See [Table 7.7](#)] ()

Error Name:	FRIF_E_SW_CH_B	
Short Description:	Error detection in SW on channel B	
Long Description:	This production error shall be issued when an error in SW on channel B was detected.	
Recommended DTC:	N/A	





Detection Criteria:	Fail	The channel status information shall be reported to DEM as Dem_SetEvent Status (FRIF_E_SW_CH_B, DEM_EVENT_STATUS_PREFAILED) when any of the error bits of a single controller (Channel B symbol window status data vSS!SyntaxError, vSS!Bviolation, vSS!TxConflict) is set (SWS_FrIf_65120)
	Pass	The channel status information shall be reported to DEM as Dem_SetEvent Status (FRIF_E_SW_CH_B, DEM_EVENT_STATUS_PREPASSED) when none of the error bits of a single controller (Channel B symbol window status data vSS!SyntaxError, vSS!Bviolation, vSS!TxConflict) is set (SWS_FrIf_65120)
Secondary Parameters:	N/A	
Time Required:	N/A	
Monitor Frequency	continuous	
MIL illumination:	N/A	

Table 7.7: Error detection in SW on channel B

[SWS_FrIf_05431] [See [Table 7.8](#)] ()

Error Name:	FRIF_E_ACS_CH_A	
Short Description:	Error detection in ACS on channel A	
Long Description:	This production error shall be issued when an error in ACS on channel A was detected	
Recommended DTC:	N/A	
Detection Criteria:	Fail	The channel status information shall be reported to DEM as Dem_SetEvent Status (FRIF_E_ACS_CH_A, DEM_EVENT_STATUS_PREFAILED) when any of the error bits of a single controller (Channel A aggregated channel status vSS!SyntaxError, vSS!ContentError, vSS!Bviolation, vSS!TxConflict) is set (SWS_FrIf_75120)
	Pass	The channel status information shall be reported to DEM as Dem_SetEvent Status (FRIF_E_ACS_CH_A, DEM_EVENT_STATUS_PREPASSED) when none of the error bits of a single controller (Channel A aggregated channel status vSS!SyntaxError, vSS!ContentError, vSS!Bviolation, vSS!TxConflict) is set (SWS_FrIf_75120)
Secondary Parameters:	N/A	
Time Required:	N/A	
Monitor Frequency	continuous	
MIL illumination:	N/A	

Table 7.8: Error detection in ACS on channel A

[SWS_Frlf_05430] [See 7.9] ()

Error Name:	FRIF_E_ACS_CH_B	
Short Description:	Error detection in ACS on channel B	
Long Description:	This production error shall be issued when an error in ACS on channel B was detected	
Recommended DTC:	N/A	
Detection Criteria:	Fail	The channel status information shall be reported to DEM as Dem_SetEvent Status (FRIF_E_SW_CH_B, DEM_EVENT_STATUS_PREFAILED) when any of the error bits of a single controller (Channel B symbol window status data vSSISyntaxError, vSSIBviolation, vSSITxConflict) is set (SWS_Frlf_85120)
	Pass	The channel status information shall be reported to DEM as Dem_SetEvent Status (FRIF_E_ACS_CH_B, DEM_EVENT_STATUS_PREPASSED) when none of the error bits of a single controller (Channel B aggregated channel status vSSISyntaxError, vSSISyntaxError, vSSIBviolation, vSSITxConflict) is set (SWS_Frlf_85120)
Secondary Parameters:	N/A	
Time Required:	N/A	
Monitor Frequency	continuous	
MIL illumination:	N/A	

Table 7.9: Error detection in ACS on channel B

7.7.5 Extended Production Errors

There are no extended production errors.

8 API specification

8.1 Imported types

In this chapter all types included from the following files are listed.

[SWS_FrIf_05001] [

<i>Module</i>	<i>Header File</i>	<i>Imported Type</i>
ComStack_Types	ComStack_Types.h	PduIdType
	ComStack_Types.h	PduInfoType
	ComStack_Types.h	PduLengthType
Dem	Rte_Dem_Type.h	Dem_EventIdType
	Rte_Dem_Type.h	Dem_EventStatusType
Fr	Fr_GeneralTypes.h	Fr_ChannelType
	Fr_GeneralTypes.h	Fr_ErrorModeType
	Fr_GeneralTypes.h	Fr_POCTestType
	Fr_GeneralTypes.h	Fr_POCTestStatusType
	Fr_GeneralTypes.h	Fr_RxLPduStatusType
	Fr_GeneralTypes.h	Fr_SlotAssignmentType
	Fr_GeneralTypes.h	Fr_SlotModeType
	Fr_GeneralTypes.h	Fr_StartupStateType
	Fr_GeneralTypes.h	Fr_TxLPduStatusType
	Fr_GeneralTypes.h	Fr_WakeupStatusType
FrTrcv	Fr_GeneralTypes.h	FrTrcv_TrvcvModeType
	Fr_GeneralTypes.h	FrTrcv_TrvcvWUReasonType
Std	Std_Types.h	Std_ReturnType
	Std_Types.h	Std_VersionInfoType

]([SRS_BSW_00348](#), [SRS_BSW_00353](#), [SRS_BSW_00361](#), [SRS_BSW_00304](#),
[SRS_BSW_00378](#))

8.2 Type definitions

This chapter lists the data types that the FlexRay Interface defines.

8.2.1 Frlf_ConfigType

[SWS_Frlf_05301] [

Name	Frlf_ConfigType		
Kind	Structure		
Elements	Implementation specific		
	Type	–	
	Comment	–	
Description	This type contains the implementation-specific post build time configuration structure. Only pointers of this type are allowed.		
Available via	Frlf.h		

]()

8.2.2 Frlf_StateType

[SWS_Frlf_05755] [

Name	Frlf_StateType		
Kind	Enumeration		
Range	FRIF_STATE_OFFLINE	–	The FlexRay CC is not ready for communication, the FlexRay cluster is not synchronized.
	FRIF_STATE_ONLINE	–	The FlexRay CC is ready for communication, the FlexRay cluster is synchronized.
Description	Variables of this type are used to represent the Frlf_State of a FlexRay CC.		
Available via	Frlf.h		

]()

8.2.3 Frlf_StateTransitionType

[SWS_Frlf_05303] [

Name	Frlf_StateTransitionType		
Kind	Enumeration		
Range	FRIF_GOTO_OFFLINE	–	Literal for requesting transition into FRIF_STATE_OFFLINE
	FRIF_GOTO_ONLINE	–	Literal for requesting transition into FRIF_STATE_ONLINE state.
Description	Variables of this type are used to represent the Frlf_State of a FlexRay CC.		
Available via	Frlf.h		

]()

8.3 Function definitions

This is a list of API services (functions) the Frlf module provides to upper layer BSW modules.

8.3.1 Frlf_Init

[SWS_Frlf_05003] [

Service Name	Frlf_Init	
Syntax	<pre>void Frlf_Init (const Frlf_ConfigType* Frlf_ConfigPtr)</pre>	
Service ID [hex]	0x02	
Sync/Async	Synchronous	
Reentrancy	Non Reentrant	
Parameters (in)	Frlf_ConfigPtr	Base pointer to the configuration structure of the FlexRay Interface.
Parameters (inout)	None	
Parameters (out)	None	
Return value	void	–
Description	Initializes the FlexRay Interface.	
Available via	Frlf.h	

]([SRS_BSW_00405](#), [SRS_BSW_00101](#), [SRS_BSW_00358](#), [SRS_BSW_00414](#), [SRS_Fr_05013](#)) Note:

The AUTOSAR ECU StateManager calls this FlexRay Interface API service with the address of the static configuration structure of the Frlf module in parameter Frlf_Config Ptr.

[SWS_Frlf_05156] [The function Frlf_Init shall carry out the following actions:

1. Configure the FlexRay Interface module: initialize the local memory space used to store the PDU data and the PDU properties and state variables and the Flex Ray Interface State Machine.
2. The initialization of the memory space has to make sure that the PDU-related static buffer status is set to "outdated"

]()

8.3.2 Frlf_ControllerInit

[SWS_Frlf_05004] [

Service Name	Frlf_ControllerInit	
Syntax	Std_ReturnType Frlf_ControllerInit (uint8 Frlf_CtrlIdx)	
Service ID [hex]	0x03	
Sync/Async	Synchronous	
Reentrancy	non reentrant for identical values of Frlf_CtrlIdx, reentrant for different values of Frlf_CtrlIdx	
Parameters (in)	Frlf_CtrlIdx	Index of the FlexRay CC to address.
Parameters (inout)	None	
Parameters (out)	None	
Return value	Std_ReturnType	E_OK: The call of the FlexRay Driver's API service has returned E_OK. E_NOT_OK: The call of the FlexRay Driver's API service has returned E_NOT_OK, or an error has been detected in development mode.
Description	Initialized a FlexRay CC.	
Available via	Frlf.h	

] ([SRS_Fr_05031](#))

[SWS_Frlf_05158] [If parameter Frlf_CtrlIdx of Frlf_ControllerInit has an invalid value and if development error detection is enabled (i.e. FrlfDevErrorDetect equals ON), the function Frlf_ControllerInit shall report development error code FRIF_E_INV_CTRL_IDX to the Det_ReportError service of the DET module.] ()

[SWS_Frlf_05159] [The function Frlf_ControllerInit shall wrap the FlexRay Driver API function Fr_ControllerInit() by:

1. Translating (based on static Frlf module configuration) the FlexRay CC index Fr If_CtrlIdx into a tuple (FlexRay Driver | Driver-specific CC index Fr_CtrlIdx).
2. Calling Fr_ControllerInit() of the determined FlexRay Driver module with the parameters determined as described above.

] ()

[SWS_Frlf_05160] [Caveats of Frlf_ControllerInit: The FlexRay Interface module has to be initialized with a call of Frlf_Init() before this API service may be called, see [\[SWS_Frlf_05003\]](#)] ()

8.3.3 FrIf_SetAbsoluteTimer

[SWS_FrIf_05021] [

Service Name	FrIf_SetAbsoluteTimer	
Syntax	<pre>Std_ReturnType FrIf_SetAbsoluteTimer (uint8 FrIf_CtrlIdx, uint8 FrIf_AbsTimerIdx, uint8 FrIf_Cycle, uint16 FrIf_Offset)</pre>	
Service ID [hex]	0x19	
Sync/Async	Synchronous	
Reentrancy	non reentrant for the same FlexRay CC, reentrant for different FlexRay CCs	
Parameters (in)	FrIf_CtrlIdx	Index of the FlexRay CC to address.
	FrIf_AbsTimerIdx	Index of the absolute timer to address.
	FrIf_Cycle	FlexRay Cycle number to be set.
	FrIf_Offset	Number of Macroticks to be set.
Parameters (inout)	None	
Parameters (out)	None	
Return value	Std_ReturnType	E_OK: The call of the FlexRay Driver's API service has returned E_OK. E_NOT_OK: The call of the FlexRay Driver's API service has returned E_NOT_OK, or an error has been detected in development mode.
Description	Wraps the FlexRay Driver API function Fr_SetAbsoluteTimer().	
Available via	FrIf.h	

]()

[SWS_FrIf_05234] [If parameter FrIf_CtrlIdx of FrIf_SetAbsoluteTimer has an invalid value and if development error detection is enabled (i.e. FrIfDevErrorDetect equals ON), the function FrIf_SetAbsoluteTimer shall report development error code FRIF_E_INV_CTRL_IDX to the Det_ReportError service of the DET module.]()

[SWS_FrIf_05235] [The function FrIf_SetAbsoluteTimer shall wrap This API service of the FlexRay Interface wraps the FlexRay Driver API function Fr_SetAbsoluteTimer() by:

1. Translating (based on static FrIf module configuration) the FlexRay CC index FrIf_CtrlIdx into a tuple (FlexRay Driver | Driver-specific CC index Fr_CtrlIdx).
2. Setting parameters
3. Fr_AbsTimerIdx to FrIf_AbsTimerIdx
4. Fr_Cycle to FrIf_Cycle
5. Fr_Offset to FrIf_Offset
6. Calling Fr_SetAbsoluteTimer() of the determined FlexRay Driver module with the parameters determined as described above.

]()

[SWS_Frlf_05236] [Caveats of Frlf_SetAbsoluteTimer: The FlexRay Interface module has to be initialized with a call of Frlf_Init() before this API service may be called, see [\[SWS_Frlf_05003\]](#).]()

8.3.4 Frlf_EnableAbsoluteTimerIRQ

[SWS_Frlf_05025] [

Service Name	Frlf_EnableAbsoluteTimerIRQ	
Syntax	Std_ReturnType Frlf_EnableAbsoluteTimerIRQ (uint8 Frlf_CtrlIdx, uint8 Frlf_AbsTimerIdx)	
Service ID [hex]	0x1d	
Sync/Async	Synchronous	
Reentrancy	non reentrant for the same FlexRay CC, reentrant for different FlexRay CCs	
Parameters (in)	Frlf_CtrlIdx	Index of the FlexRay CC to address.
	Frlf_AbsTimerIdx	Index of the absolute timer to address.
Parameters (inout)	None	
Parameters (out)	None	
Return value	Std_ReturnType	E_OK: The call of the FlexRay Driver's API service has returned E_OK. E_NOT_OK: The call of the FlexRay Driver's API service has returned E_NOT_OK, or an error has been detected in development mode.
Description	Wraps the FlexRay Driver API function Fr_EnableAbsoluteTimerIRQ().	
Available via	Frlf.h	

]()

[SWS_Frlf_05246] [If parameter Frlf_CtrlIdx of Frlf_EnableAbsoluteTimerIRQ has an invalid value and if development error detection is enabled (i.e. FrlfDevErrorDetect equals ON), the function Frlf_EnableAbsoluteTimerIRQ shall report development error code FRIF_E_INV_CTRL_IDX to the Det_ReportError service of the DET module.]()

[SWS_Frlf_05247] [The function Frlf_EnableAbsoluteTimerIRQ shall wrap the FlexRay Driver API function Fr_EnableAbsoluteTimerIRQ() by:

1. Translating (based on static Frlf module configuration) the FlexRay CC index Frlf_CtrlIdx into a tuple (FlexRay Driver | Driver-specific CC index Frlf_CtrlIdx).
2. Setting parameters
 - (a) Frlf_AbsTimerIdx to Frlf_AbsTimerIdx
3. Calling Fr_EnableAbsoluteTimerIRQ() of the determined FlexRay Driver module with the parameters determined as described above.

]()

[SWS_Frlf_05248] [Caveats of Frlf_EnableAbsoluteTimerIRQ: The FlexRay Interface module has to be initialized with a call of Frlf_Init() before this API service may be called, see [SWS_Frlf_05003].]()

8.3.5 Frlf_AckAbsoluteTimerIRQ

[SWS_Frlf_05029] [

Service Name	Frlf_AckAbsoluteTimerIRQ	
Syntax	Std_ReturnType Frlf_AckAbsoluteTimerIRQ (uint8 Frlf_CtrlIdx, uint8 Frlf_AbsTimerIdx)	
Service ID [hex]	0x21	
Sync/Async	Synchronous	
Reentrancy	non reentrant for the same FlexRay CC, reentrant for different FlexRay CCs	
Parameters (in)	Frlf_CtrlIdx	Index of the FlexRay CC to address.
	Frlf_AbsTimerIdx	Index of the absolute timer to address.
Parameters (inout)	None	
Parameters (out)	None	
Return value	Std_ReturnType	E_OK: The call of the FlexRay Driver's API service has returned E_OK. E_NOT_OK: The call of the FlexRay Driver's API service has returned E_NOT_OK, or an error has been detected in development mode.
Description	Wraps the FlexRay Driver API function Fr_AckAbsoluteTimerIRQ()	
Available via	Frlf.h	

]()

[SWS_Frlf_05258] [If parameter Frlf_CtrlIdx of Frlf_AckAbsoluteTimerIRQ has an invalid value and if development error detection is enabled (i.e. FrlfDevErrorDetect equals ON), the function Frlf_AckAbsoluteTimerIRQ shall report development error code FRIF_E_INV_CTRL_IDX to the Det_ReportError service of the DET module.]()

[SWS_Frlf_05259] [The function Frlf_AckAbsoluteTimerIRQ shall wrap the FlexRay Driver API function Fr_AckAbsoluteTimerIRQ() by:

1. Translating (based on static Frlf module configuration) the FlexRay CC index Frlf_CtrlIdx into a tuple (FlexRay Driver | Driver-specific CC index Frlf_CtrlIdx).
2. Setting parameters
 - (a) Frlf_AbsTimerIdx to Frlf_AbsTimerIdx
3. Calling Fr_AckAbsoluteTimerIRQ() of the determined FlexRay Driver module with the parameters determined as described above.

]()

[SWS_Frlf_05260] [Caveats of Frlf_AckAbsoluteTimerIRQ: The FlexRay Interface module has to be initialized with a call of Frlf_Init() before this API service may be called, see [SWS_Frlf_05003].]()

8.3.6 Frlf_StartCommunication

[SWS_Frlf_05005] [

Service Name	Frlf_StartCommunication	
Syntax	Std_ReturnType Frlf_StartCommunication (uint8 Frlf_CtrlIdx)	
Service ID [hex]	0x04	
Sync/Async	Asynchronous	
Reentrancy	non reentrant for identical values of Frlf_CtrlIdx, reentrant for different values of Frlf_CtrlIdx	
Parameters (in)	Frlf_CtrlIdx	Index of the FlexRay CC to address.
Parameters (inout)	None	
Parameters (out)	None	
Return value	Std_ReturnType	E_OK: The call of the FlexRay Driver's API service has returned E_OK. E_NOT_OK: The call of the FlexRay Driver's API service has returned E_NOT_OK, or an error has been detected in development mode.
Description	Wraps the FlexRay Driver API function Fr_StartCommunication().	
Available via	Frlf.h	

] ([SRS_Fr_05015](#))

[SWS_Frlf_05161] [If parameter Frlf_CtrlIdx of Frlf_StartCommunication has an invalid value and if development error detection is enabled (i.e. FrlfDevErrorDetect equals ON), the function Frlf_StartCommunication shall report development error code FRIF_E_INV_CTRL_IDX to the Det_ReportError service of the DET module.]()

[SWS_Frlf_05162] [The function Frlf_StartCommunication shall wrap the FlexRay Driver API function Fr_StartCommunication() by:

1. Translating (based on static Frlf module configuration) the FlexRay CC index Frlf_CtrlIdx into a tuple (FlexRay Driver | Driver-specific CC index Frlf_CtrlIdx).
2. Calling Fr_StartCommunication() of the determined FlexRay Driver module with the parameters determined as described above.

]()

[SWS_Frlf_05163] [Caveats of Frlf_StartCommunication: The FlexRay Interface module has to be initialized with a call of Frlf_Init() before this API service may be called, see [SWS_Frlf_05003]]()

8.3.7 FrIf_HaltCommunication

[SWS_FrIf_05006] [

Service Name	FrIf_HaltCommunication	
Syntax	Std_ReturnType FrIf_HaltCommunication (uint8 FrIf_CtrlIdx)	
Service ID [hex]	0x05	
Sync/Async	Asynchronous	
Reentrancy	non reentrant for identical values of FrIf_CtrlIdx, reentrant for different values of FrIf_CtrlIdx	
Parameters (in)	FrIf_CtrlIdx	Index of the FlexRay CC to address.
Parameters (inout)	None	
Parameters (out)	None	
Return value	Std_ReturnType	E_OK: The call of the FlexRay Driver's API service has returned E_OK. E_NOT_OK: The call of the FlexRay Driver's API service has returned E_NOT_OK, or an error has been detected in development mode.
Description	Wraps the FlexRay Driver API function Fr_HaltCommunication().	
Available via	FrIf.h	

] ([SRS_BSW_00336](#), [SRS_Fr_05063](#))

[SWS_FrIf_05164] [If parameter FrIf_CtrlIdx of FrIf_HaltCommunication has an invalid value and if development error detection is enabled (i.e. FrIfDevErrorDetect equals ON), the function FrIf_HaltCommunication shall report development error code FRIF_E_INV_CTRL_IDX to the Det_ReportError service of the DET module.] ()

[SWS_FrIf_05165] [The function FrIf_HaltCommunication shall wrap the FlexRay Driver API function Fr_HaltCommunication() by:

- Translating (based on static FrIf module configuration) the FlexRay CC index FrIf_CtrlIdx into a tuple (FlexRay Driver | Driver-specific CC index Fr_CtrlIdx).
- Calling Fr_HaltCommunication() of the determined FlexRay Driver module with the parameters determined as described above.

] ()

[SWS_FrIf_05166] [Caveats of FrIf_HaltCommunication: The FlexRay Interface module has to be initialized with a call of FrIf_Init() before this API service may be called, see [[SWS_FrIf_05003](#)]] ()

8.3.8 Frlf_AbortCommunication

[SWS_Frlf_05007] [

Service Name	Frlf_AbortCommunication	
Syntax	Std_ReturnType Frlf_AbortCommunication (uint8 Frlf_CtrlIdx)	
Service ID [hex]	0x06	
Sync/Async	Synchronous	
Reentrancy	non reentrant for identical values of Frlf_CtrlIdx, reentrant for different values of Frlf_CtrlIdx	
Parameters (in)	Frlf_CtrlIdx	Index of the FlexRay CC to address.
Parameters (inout)	None	
Parameters (out)	None	
Return value	Std_ReturnType	E_OK: The call of the FlexRay Driver's API service has returned E_OK. E_NOT_OK: The call of the FlexRay Driver's API service has returned E_NOT_OK, or an error has been detected in development mode.
Description	Wraps the FlexRay Driver API function Fr_AbortCommunication().	
Available via	Frlf.h	

] ([SRS_Fr_05016](#))

[SWS_Frlf_05167] [If parameter Frlf_CtrlIdx of Frlf_AbortCommunication has an invalid value and if development error detection is enabled (i.e. FrlfDevErrorDetect equals ON), the function Frlf_AbortCommunication shall report development error code FRIF_E_INV_CTRL_IDX to the Det_ReportError service of the DET module.] ()

[SWS_Frlf_05168] [The function Frlf_AbortCommunication shall wrap the FlexRay Driver API function Fr_AbortCommunication() by:

- Translating (based on static Frlf module configuration) the FlexRay CC index Frlf_CtrlIdx into a tuple (FlexRay Driver | Driver-specific CC index Frlf_CtrlIdx).
- Calling Fr_AbortCommunication() of the determined FlexRay Driver module with the parameters determined as described above.

] ()

[SWS_Frlf_05169] [Caveats of Frlf_AbortCommunication: The FlexRay Interface module has to be initialized with a call of Frlf_Init() before this API service may be called, see [\[SWS_Frlf_05003\]](#)] ()

8.3.9 FrIf_GetState

[SWS_FrIf_05170] [

Service Name	FrIf_GetState	
Syntax	<pre>Std_ReturnType FrIf_GetState (uint8 FrIf_ClstIdx, FrIf_StateType* FrIf_StatePtr)</pre>	
Service ID [hex]	0x07	
Sync/Async	Synchronous	
Reentrancy	Reentrant	
Parameters (in)	FrIf_ClstIdx	Index of the cluster addressed.
Parameters (inout)	None	
Parameters (out)	FrIf_StatePtr	Pointer to a memory location where the retrieved FrIfState will be stored
Return value	Std_ReturnType	E_OK: Function was successfully executed. State transition request was accepted. E_NOT_OK: Function execution failed due to detected errors. State transition request was not accepted.
Description	Get current FrIf state.	
Available via	FrIf.h	

]()

[SWS_FrIf_05171] [If parameter FrIf_ClstIdx of FrIf_GetState has an invalid value and if development error detection is enabled (i.e. FrIfDevErrorDetect equals ON), the function FrIf_GetState shall report development error code FRIF_E_INV_CLST_IDX to the Det_ReportError service of the DET module.]()

[SWS_FrIf_05172] [If parameter FrIf_StatePtr of FrIf_GetState equals NULL_PTR and if development error detection is enabled (i.e. FrIfDevErrorDetect equals ON), the function FrIf_GetState shall report development error code FRIF_E_PARAM_POINTER to the Det_ReportError service of the DET module.]()

[SWS_FrIf_05173] [Caveats of FrIf_GetState: The FlexRay Interface module has to be initialized with a call of FrIf_Init() before this API service may be called, see [SWS_FrIf_05003]]()

8.3.10 FrIf_SetState

[SWS_FrIf_05174] [

Service Name	FrIf_SetState	
Syntax	<pre>Std_ReturnType FrIf_SetState (uint8 FrIf_ClstIdx, FrIf_StateTransitionType FrIf_StateTransition)</pre>	
Service ID [hex]	0x08	





Sync/Async	Synchronous	
Reentrancy	Non Reentrant	
Parameters (in)	FrIf_ClstIdx	Index of the cluster addressed.
	FrIf_StateTransition	Requested FrIf state transition.
Parameters (inout)	None	
Parameters (out)	None	
Return value	Std_ReturnType	E_OK: Function was successfully executed. State transition request was accepted. E_NOT_OK: Function execution failed due to detected errors. State transition request was not accepted.
Description	Requests FrIf state machine transition.	
Available via	FrIf.h	

]()

[SWS_FrIf_05175] [If parameter FrIf_ClstIdx of FrIf_SetState has an invalid value and if development error detection is enabled (i.e. FrIfDevErrorDetect equals ON), the function FrIf_SetState shall report development error code FRIF_E_INV_CLST_IDX to the Det_ReportError service of the DET module.]()

[SWS_FrIf_05037] [If parameter FrIf_StateTransition of FrIf_SetState has an invalid value and if development error detection is enabled (i.e. FrIfDevErrorDetect equals ON), the function FrIf_SetState shall report development error code FRIF_E_INV_FRIF_STATE to the Det_ReportError service of the DET module.]()

[SWS_FrIf_05176] [Caveats of FrIf_SetState: The FlexRay Interface module has to be initialized with a call of FrIf_Init() before this API service may be called, see [\[SWS_FrIf_05003\]](#)]()

8.3.11 FrIf_SetWakeupChannel

[SWS_FrIf_05010] [

Service Name	FrIf_SetWakeupChannel	
Syntax	Std_ReturnType FrIf_SetWakeupChannel (uint8 FrIf_CtrlIdx, Fr_ChannelType FrIf_ChnlIdx)	
Service ID [hex]	0x09	
Sync/Async	Synchronous	
Reentrancy	non reentrant for identical values of FrIf_CtrlIdx, reentrant for different values of FrIf_CtrlIdx	
Parameters (in)	FrIf_CtrlIdx	Index of the FlexRay CC to address.
	FrIf_ChnlIdx	Index of the FlexRay Channel to address in scope of the FlexRay controller FrIf_CtrlIdx.
Parameters (inout)	None	
Parameters (out)	None	





Return value	Std_ReturnType	E_OK: The call of the FlexRay Driver's API service has returned E_OK. E_NOT_OK: The call of the FlexRay Driver's API service has returned E_NOT_OK, or an error has been detected in development mode.
Description	Wraps the FlexRay Driver API function Fr_SetWakeupChannel(). The enum value "FR_CHANNEL_AB" shall not be used.	
Available via	FrIf.h	

]()

[SWS_FrIf_05500] [If parameter FrIf_CtrlIdx of FrIf_SetWakeupChannel has an invalid value and if development error detection is enabled (i.e. FrIfDevErrorDetect equals ON), the function FrIf_SetWakeupChannel shall report development error code FRIF_E_INV_CTRL_IDX to the Det_ReportError service of the DET module.]()

[SWS_FrIf_05177] [If parameter FrIf_ChnlIdx of FrIf_SetWakeupChannel has an invalid value and if development error detection is enabled (i.e. FrIfDevErrorDetect equals ON), the function FrIf_SetWakeupChannel shall report development error code FRIF_E_INV_CHNL_IDX to the Det_ReportError service of the DET module.]()

[SWS_FrIf_05178] [The function FrIf_SetWakeupChannel shall wrap the FlexRay Driver API function Fr_SetWakeupChannel() by:

1. Translating (based on static FrIf module configuration) the FlexRay CC index FrIf_CtrlIdx into a tuple (FlexRay Driver | Driver-specific CC index Fr_CtrlIdx).
2. Setting parameters Fr_ChnlIdx to FrIf_ChnlIdx
3. Calling Fr_SetWakeupChannel() of the determined FlexRay Driver module with the parameters determined as described above.

]()

[SWS_FrIf_05179] [Caveats of FrIf_SetWakeupChannel: The FlexRay Interface module has to be initialized with a call of FrIf_Init() before this API service may be called, see [\[SWS_FrIf_05003\]](#).]()

8.3.12 FrIf_SendWUP

[SWS_FrIf_05011] [

Service Name	FrIf_SendWUP
Syntax	Std_ReturnType FrIf_SendWUP (uint8 FrIf_CtrlIdx)
Service ID [hex]	0x0a
Sync/Async	Asynchronous
Reentrancy	non reentrant for identical values of FrIf_CtrlIdx, reentrant for different values of FrIf_CtrlIdx





Parameters (in)	FrIf_CtrlIdx	Index of the FlexRay CC to address.
Parameters (inout)	None	
Parameters (out)	None	
Return value	Std_ReturnType	E_OK: The call of the FlexRay Driver's API service has returned E_OK. E_NOT_OK: The call of the FlexRay Driver's API service has returned E_NOT_OK, or an error has been detected in development mode.
Description	Wraps the FlexRay Driver API function Fr_SendWUP().	
Available via	FrIf.h	

]([SRS_Fr_05018](#))

[SWS_FrIf_05180] [If parameter FrIf_CtrlIdx of FrIf_SendWUP has an invalid value and if development error detection is enabled (i.e. FrIfDevErrorDetect equals ON), the function FrIf_SendWUP shall report development error code FRIF_E_INV_CTRL_IDX to the Det_ReportError service of the DET module.]()

[SWS_FrIf_05181] [The function FrIf_SendWUP shall wrap the FlexRay Driver API function Fr_SendWUP() by:

1. Translating (based on static FrIf module configuration) the FlexRay CC index FrIf_CtrlIdx into a tuple (FlexRay Driver | Driver-specific CC index Fr_CtrlIdx).
2. Calling Fr_SendWUP() of the determined FlexRay Driver module with the parameters determined as described above.

]()

[SWS_FrIf_05182] [Caveats of FrIf_SendWUP: The FlexRay Interface module has to be initialized with a call of FrIf_Init() before this API service may be called, see [\[SWS_FrIf_05003\]](#).]()

8.3.13 FrIf_GetPOCStatus

[SWS_FrIf_05014] [

Service Name	FrIf_GetPOCStatus	
Syntax	Std_ReturnType FrIf_GetPOCStatus (uint8 FrIf_CtrlIdx, Fr_POCStatusType* FrIf_POCStatusPtr)	
Service ID [hex]	0x0d	
Sync/Async	Synchronous	
Reentrancy	non reentrant for identical values of FrIf_CtrlIdx, reentrant for different values of FrIf_CtrlIdx	
Parameters (in)	FrIf_CtrlIdx	Index of the FlexRay CC to address.
Parameters (inout)	None	
Parameters (out)	FrIf_POCStatusPtr	Pointer to a memory location where output value will be stored.





Return value	Std_ReturnType	E_OK: The call of the FlexRay Driver's API service has returned E_OK. E_NOT_OK: The call of the FlexRay Driver's API service has returned E_NOT_OK, or an error has been detected in development mode.
Description	Wraps the FlexRay Driver API function Fr_GetPOCStatus().	
Available via	Frlf.h	

]([SRS_Fr_05022](#))

[SWS_Frlf_05190] [If parameter Frlf_CtrlIdx of Frlf_GetPOCStatus has an invalid value and if development error detection is enabled (i.e. FrlfDevErrorDetect equals ON), the function Frlf_GetPOCStatus shall report development error code FRIF_E_INV_CTRL_IDX to the Det_ReportError service of the DET module.]()

[SWS_Frlf_05192] [The function Frlf_GetPOCStatus shall wrap the FlexRay Driver API function Fr_GetPOCStatus() by:

1. Translating (based on static Frlf module configuration) the FlexRay CC index FrIf_CtrlIdx into a tuple (FlexRay Driver | Driver-specific CC index Fr_CtrlIdx).
2. Setting parameters Fr_POCStatusPtr to Frlf_POCStatusPtr
3. Calling Fr_GetPOCStatus() of the determined FlexRay Driver module with the parameters determined as described above.

]()

[SWS_Frlf_05193] [Caveats of Frlf_GetPOCStatus: The FlexRay Interface module has to be initialized with a call of Frlf_Init() before this API service may be called, see [\[SWS_Frlf_05003\]](#).]()

8.3.14 Frlf_GetGlobalTime

[SWS_Frlf_05015] [

Service Name	Frlf_GetGlobalTime	
Syntax	Std_ReturnType FrIf_GetGlobalTime (uint8 FrIf_CtrlIdx, uint8* FrIf_CyclePtr, uint16* FrIf_MacroTickPtr)	
Service ID [hex]	0x0e	
Sync/Async	Synchronous	
Reentrancy	non reentrant for identical values of Frlf_CtrlIdx, reentrant for different values of Frlf_CtrlIdx	
Parameters (in)	Frlf_CtrlIdx	Index of the FlexRay CC to address.
Parameters (inout)	None	
Parameters (out)	Frlf_CyclePtr	Pointer to a memory location where output value will be stored.
	Frlf_MacroTickPtr	Pointer to a memory location where output value will be stored.





Return value	Std_ReturnType	E_OK: The call of the FlexRay Driver's API service has returned E_OK. E_NOT_OK: The call of the FlexRay Driver's API service has returned E_NOT_OK, or an error has been detected in development mode.
Description	Wraps the FlexRay Driver API function Fr_GetGlobalTime(). Important Note: Frlf_GetGlobalTime may be called within an exclusive area.	
Available via	Frlf.h	

]()

[SWS_Frlf_05194] [If parameter Frlf_CtrlIdx of Frlf_GetGlobalTime has an invalid value and if development error detection is enabled (i.e. FrlfDevErrorDetect equals ON), the function Frlf_GetGlobalTime shall report development error code FRIF_E_INV_CTRL_IDX to the Det_ReportError service of the DET module.]()

[SWS_Frlf_05195] [The function Frlf_GetGlobalTime shall wrap the FlexRay Driver API function Fr_GetGlobalTime() by:

1. Translating (based on static Frlf module configuration) the FlexRay CC index FrIf_CtrlIdx into a tuple (FlexRay Driver | Driver-specific CC index Fr_CtrlIdx).
2. Setting parameters
3. Fr_CylcePtr to Frlf_CyclePtr
Fr_MacroTickPtr to Frlf_MacroTickPtr
4. Calling Fr_GetGlobalTime() of the determined FlexRay Driver module with the parameters determined as described above.

]()

[SWS_Frlf_05196] [Caveats of Frlf_GetGlobalTime: The FlexRay Interface module has to be initialized with a call of Frlf_Init() before this API service may be called, see [\[SWS_Frlf_05003\]](#).]()

8.3.15 Frlf_AllowColdstart

[SWS_Frlf_05017] [

Service Name	Frlf_AllowColdstart	
Syntax	Std_ReturnType FrIf_AllowColdstart (uint8 FrIf_CtrlIdx)	
Service ID [hex]	0x10	
Sync/Async	Asynchronous	
Reentrancy	non reentrant for identical values of Frlf_CtrlIdx, reentrant for different values of Frlf_CtrlIdx	
Parameters (in)	Frlf_CtrlIdx	Index of the FlexRay CC to address.





Parameters (inout)	None	
Parameters (out)	None	
Return value	Std_ReturnType	E_OK: The call of the FlexRay Driver's API service has returned E_OK. E_NOT_OK: The call of the FlexRay Driver's API service has returned E_NOT_OK, or an error has been detected in development mode.
Description	Wraps the FlexRay Driver API function Fr_AllowColdstart().	
Available via	Frlf.h	

]()

[SWS_Frlf_05200] [If parameter Frlf_CtrlIdx of Frlf_AllowColdstart has an invalid value and if development error detection is enabled (i.e. FrlfDevErrorDetect equals ON), the function Frlf_AllowColdstart shall report development error code FRIF_E_INV_CTRL_IDX to the Det_ReportError service of the DET module.]()

[SWS_Frlf_05201] [The function Frlf_AllowColdstart shall wrap the FlexRay Driver API function Fr_AllowColdstart() by:

1. Translating (based on static Frlf module configuration) the FlexRay CC index FrIf_CtrlIdx into a tuple (FlexRay Driver | Driver-specific CC index Fr_CtrlIdx).
2. Calling Fr_AllowColdstart() of the determined FlexRay Driver module with the parameters determined as described above.

]()

[SWS_Frlf_05202] [Caveats: The FlexRay Interface module has to be initialized with a call of Frlf_Init() before this API service may be called, see [\[SWS_Frlf_05003\]](#).]()

8.3.16 Frlf_GetMacroticksPerCycle

[SWS_Frlf_05018] [

Service Name	Frlf_GetMacroticksPerCycle	
Syntax	uint16 FrIf_GetMacroticksPerCycle (uint8 FrIf_CtrlIdx)	
Service ID [hex]	0x11	
Sync/Async	Synchronous	
Reentrancy	Reentrant	
Parameters (in)	Frlf_CtrlIdx	Index of the FlexRay CC to address.
Parameters (inout)	None	
Parameters (out)	None	
Return value	uint16	Number of Macroticks per Cycle
Description	Retrieves the amount of Macroticks per Cycle	
Available via	Frlf.h	

]()

[SWS_Frlf_05203] [If parameter `Frlf_CtrlIdx` of `Frlf_GetMacroticksPerCycle` has an invalid value and if development error detection is enabled (i.e. `FrlfDevErrorDetect` equals ON), the function `Frlf_GetMacroticksPerCycle` shall report development error code `FRIF_E_INV_CTRL_IDX` to the `Det_ReportError` service of the DET module.

This API service of the FlexRay Interface retrieves the number of Macroticks per FlexRay Cycle of the FlexRay Cluster with index `Frlf_CtrlIdx` out of the static configuration.]
()

[SWS_Frlf_05204] [Caveats of `Frlf_GetMacroticksPerCycle`: The FlexRay Interface module has to be initialized with a call of `Frlf_Init()` before this API service may be called, see [\[SWS_Frlf_05003\]](#).] ()

8.3.17 `Frlf_GetMacrotickDuration`

[SWS_Frlf_05019] [

Service Name	<code>Frlf_GetMacrotickDuration</code>	
Syntax	<code>uint16 Frlf_GetMacrotickDuration (</code> <code> uint8 Frlf_CtrlIdx</code> <code>)</code>	
Service ID [hex]	0x31	
Sync/Async	Synchronous	
Reentrancy	Reentrant	
Parameters (in)	<code>Frlf_CtrlIdx</code>	Index of the FlexRay CC to address.
Parameters (inout)	None	
Parameters (out)	None	
Return value	<code>uint16</code>	Duration of one Macrotick in ns
Description	Retrieves the Duration of a Macrotick in ns	
Available via	<code>Frlf.h</code>	

] ()

[SWS_Frlf_05191] [If parameter `Frlf_CtrlIdx` of `Frlf_GetMacrotickDuration`: has an invalid value and if development error detection is enabled (i.e. `FrlfDevErrorDetect` equals ON), the function `Frlf_GetMacrotickDuration`: shall report development error code `FRIF_E_INV_CTRL_IDX` to the `Det_ReportError` service of the DET module.

This API service of the FlexRay Interface retrieves duration of one Macrotick in nanoseconds of the FlexRay Cluster with index `Frlf_CtrlIdx` out of the static configuration.] ()

[SWS_Frlf_05754] [Caveats of `Frlf_GetMacrotickDuration`: The FlexRay Interface module has to be initialized with a call of `Frlf_Init()` before this API service may be called, see [\[SWS_Frlf_05003\]](#).] ()

8.3.18 FrIf_Transmit

[SWS_FrIf_05033] [

Service Name	FrIf_Transmit	
Syntax	<pre>Std_ReturnType FrIf_Transmit (PduIdType TxPduId, const PduInfoType* PduInfoPtr)</pre>	
Service ID [hex]	0x49	
Sync/Async	Synchronous	
Reentrancy	Reentrant for different PduIds. Non reentrant for the same PduId.	
Parameters (in)	TxPduId	Identifier of the PDU to be transmitted
	PduInfoPtr	Length of and pointer to the PDU data and pointer to MetaData.
Parameters (inout)	None	
Parameters (out)	None	
Return value	Std_ReturnType	E_OK: Transmit request has been accepted. E_NOT_OK: Transmit request has not been accepted.
Description	Requests transmission of a PDU.	
Available via	FrIf.h	

]()

[SWS_FrIf_05318] [

FrIf_Transmit() shall return E_NOT_OK in case the FrIf's state is FRIF_STATE_OFFLINE.]()

[SWS_FrIf_05205] [If parameter TxPduId of FrIf_Transmit has an invalid value and if development error detection is enabled (i.e. FrIfDevErrorDetect equals ON), the function FrIf_Transmit shall report development error code FRIF_E_INV_TXPDUID to the Det_ReportError service of the DET module.]()

[SWS_FrIf_05207] [If the parameter FrIfAllowedDynamicSduLength is set to false and/or if the parameter FrIfImmediate is set to true for the passed TxPduId, the passed SduDataPtr in parameter PduInfoPtr of FrIf_Transmit shall be checked for NULL_PTR in case development error detection is enabled (i.e. FrIfDevErrorDetect equals ON). If in this case the passed SduDataPtr equals NULL_PTR, the function FrIf_Transmit shall report the development error code FRIF_E_PARAM_POINTER to the Det_ReportError service of the DET module.

In case of decoupled transmission the PDU with index TxPduId is not yet passed to the underlying FlexRay Driver module for transmission. FrIf only remembers the PDU's transmission request (increment TrigTxCounter ⁵) This decoupling mechanism between the call of FrIf_Transmit() and the execution of the FrIfCommunicationAction (see FrIf06067) has some implications:

- The upper layer BSW module may operate asynchronously to the FlexRay Communication System and thus may call FrIf_Transmit() at any point in time.

⁵Limited by static configuration see [FrIfCounterLimit](#)

- The upper layer BSW module must permanently buffer the PDU's payload data and must be able to handle a call of its <UL_TriggerTransmit>() API service at (from the BSW's point of view) any arbitrary point in time.

]()

[SWS_Frlf_05208] [In case of immediate transmission the function Frlf_Transmit shall pass the PDU (single PDU, no Update bit) to the underlying FlexRay Driver module immediately for transmission.]()

[SWS_Frlf_05757] [If parameter TxPduld is configured for an immediate PDU, and if configuration parameter FrlfAllowDynamicLSduLength is set to FALSE, the provided length in PdulInfoPtr shall be compared with the static configured length (see ECUC_Frlf_06054).

If the length information does not match, Frlf_Transmit() shall return E_NOT_OK and shall not perform the immediate PDU transmission. If development error detection is enabled (i.e. FrlfDevErrorDetect equals ON), the function Frlf_Transmit() shall report development error code FRIF_E_INV_PDULENGTH to the Det_ReportError service of the DET module.]()

[SWS_Frlf_05209] [Caveats of Frlf_Transmit: The FlexRay Interface module has to be initialized with a call of Frlf_Init() before this API service may be called, see [\[SWS_Frlf_05003\]](#)]()

8.3.19 Frlf_SetTransceiverMode

[SWS_Frlf_05034] [

Service Name	Frlf_SetTransceiverMode	
Syntax	Std_ReturnType Frlf_SetTransceiverMode (uint8 Frlf_CtrlIdx, Fr_ChannelType Frlf_ChnlIdx, FrTrcv_TrcevModeType Frlf_TrcevMode)	
Service ID [hex]	0x13	
Sync/Async	Synchronous	
Reentrancy	Reentrant	
Parameters (in)	Frlf_CtrlIdx	Index of the FlexRay CC to address.
	Frlf_ChnlIdx	Index of the FlexRay Channel to address in scope of the FlexRay controller Frlf_CtrlIdx.
	Frlf_TrcevMode	Transceiver mode to be set.
Parameters (inout)	None	
Parameters (out)	None	
Return value	Std_ReturnType	E_OK: The call of the FlexRay Transceiver Driver's API service has returned E_OK. E_NOT_OK: The call of the FlexRay Transceiver Driver's API service has returned E_NOT_OK.





Description	Wraps the FlexRay Transceiver Driver API function FrTrcv_SetTransceiverMode(). The enum value "FR_CHANNEL_AB" shall not be used.
Available via	Frlf.h

] ([SRS_Fr_05039](#))

[SWS_Frlf_05210] [If parameter Frlf_CtrlIdx of Frlf_SetTransceiverMode has an invalid value and if development error detection is enabled (i.e. FrlfDevErrorDetect equals ON), the function Frlf_SetTransceiverMode shall report development error code FRIF_E_INV_CTRL_IDX to the Det_ReportError service of the DET module.]()

[SWS_Frlf_05211] [If parameter Frlf_ChnlIdx of Frlf_SetTransceiverMode has an invalid value and if development error detection is enabled (i.e. FrlfDevErrorDetect equals ON), the function Frlf_SetTransceiverMode shall report development error code FRIF_E_INV_CHNL_IDX to the Det_ReportError service of the DET module.]()

[SWS_Frlf_05212] [The function Frlf_SetTransceiverMode shall wrap the FlexRay Transceiver Driver API function FrTrcv_SetTransceiverMode() by:

1. Translating (based on static Frlf module configuration) the tuple (FlexRay CC index Frlf_CtrlIdx | FlexRay Channel index Frlf_ChnlIdx) into a tuple (FlexRay Transceiver Driver | Driver-specific Transceiver index FrTrcv_TrcvIdx).
2. Setting parameters
 - FrTrcv_TrcvMode to Frlf_TrcvMode
3. Calling FrTrcv_SetTransceiverMode() of the determined FlexRay Driver module with the parameters determined as described above.

]()

[SWS_Frlf_05213] [Caveats of Frlf_SetTransceiverMode: The FlexRay Interface module has to be initialized with a call of Frlf_Init() before this API service may be called, see [\[SWS_Frlf_05003\]](#).]()

8.3.20 Frlf_GetTransceiverMode

[SWS_Frlf_05035] [

Service Name	Frlf_GetTransceiverMode
Syntax	Std_ReturnType Frlf_GetTransceiverMode (uint8 Frlf_CtrlIdx, Fr_ChannelType Frlf_ChnlIdx, FrTrcv_TrcvModeType* Frlf_TrcvModePtr)
Service ID [hex]	0x14
Sync/Async	Synchronous
Reentrancy	Reentrant



△

Parameters (in)	FrIf_CtrlIdx	Index of the FlexRay CC to address.
	FrIf_ChnlIdx	Index of the FlexRay Channel to address in scope of the FlexRay controller FrIf_CtrlIdx.
Parameters (inout)	None	
Parameters (out)	FrIf_TrcvModePtr	Pointer to a memory location where output value will be stored.
Return value	Std_ReturnType	E_OK: The call of the FlexRay Transceiver Driver's API service has returned E_OK. E_NOT_OK: The call of the FlexRay Transceiver Driver's API service has returned E_NOT_OK.
Description	Wraps the FlexRay Transceiver Driver API function FrTrcv_GetTransceiverMode(). The enum value "FR_CHANNEL_AB" shall not be used.	
Available via	FrIf.h	

]([SRS_Fr_05157](#))

[SWS_FrIf_05214] [If parameter FrIf_CtrlIdx of FrIf_GetTransceiverMode has an invalid value and if development error detection is enabled (i.e. FrIfDevErrorDetect equals ON), the function FrIf_GetTransceiverMode shall report development error code FRIF_E_INV_CTRL_IDX to the Det_ReportError service of the DET module.]()

[SWS_FrIf_05215] [If parameter FrIf_ChnlIdx of FrIf_GetTransceiverMode has an invalid value and if development error detection is enabled (i.e. FrIfDevErrorDetect equals ON), the function FrIf_GetTransceiverMode shall report development error code FRIF_E_INV_CHNL_IDX to the Det_ReportError service of the DET module.]()

[SWS_FrIf_05216] [The function FrIf_GetTransceiverMode shall wrap the FlexRay Transceiver Driver API function FrTrcv_GetTransceiverMode() by:

1. Translating (based on static FrIf module configuration) the tuple (FlexRay CC index FrIf_CtrlIdx | FlexRay Channel index FrIf_ChnlIdx) into a tuple (FlexRay Transceiver Driver | Driver-specific Transceiver index FrTrcv_TrcvIdx).
2. Setting parameters
 - FrTrcv_TrcvModePtr to FrIf_TrcvModePtr
3. Calling FrTrcv_GetTransceiverMode() of the determined FlexRay Driver module with the parameters determined as described above.

]()

[SWS_FrIf_05217] [Caveats of FrIf_GetTransceiverMode: The FlexRay Interface module has to be initialized with a call of FrIf_Init() before this API service may be called, see [[SWS_FrIf_05003](#)].]()

8.3.21 FrIf_GetTransceiverWUReason

[SWS_FrIf_05036] [

Service Name	FrIf_GetTransceiverWUReason	
Syntax	<pre>Std_ReturnType FrIf_GetTransceiverWUReason (uint8 FrIf_CtrlIdx, Fr_ChannelType FrIf_ChnlIdx, FrTrcv_TrcevWUReasonType* FrIf_TrcevWUReasonPtr)</pre>	
Service ID [hex]	0x15	
Sync/Async	Synchronous	
Reentrancy	Reentrant	
Parameters (in)	FrIf_CtrlIdx	Index of the FlexRay CC to address.
	FrIf_ChnlIdx	Index of the FlexRay Channel to address in scope of the FlexRay controller FrIf_CtrlIdx.
Parameters (inout)	None	
Parameters (out)	FrIf_TrcevWUReasonPtr	Pointer to a memory location where output value will be stored.
Return value	Std_ReturnType	E_OK: The call of the FlexRay Transceiver Driver's API service has returned E_OK. E_NOT_OK: The call of the FlexRay Transceiver Driver's API service has returned E_NOT_OK.
Description	Wraps the FlexRay Transceiver Driver API function FrTrcv_GetTransceiverWUReason(). The enum value "FR_CHANNEL_AB" shall not be used.	
Available via	FrIf.h	

]([SRS_BSW_00375](#), [SRS_Fr_05158](#))

[SWS_FrIf_05218] [If parameter FrIf_CtrlIdx of FrIf_GetTransceiverWUReason has an invalid value and if development error detection is enabled (i.e. FrIfDevErrorDetect equals ON), the function FrIf_GetTransceiverWUReason shall report development error code FRIF_E_INV_CTRL_IDX to the Det_ReportError service of the DET module.]()

[SWS_FrIf_05219] [If parameter FrIf_ChnlIdx of FrIf_GetTransceiverWUReason has an invalid value and if development error detection is enabled (i.e. FrIfDevErrorDetect equals ON), the function FrIf_GetTransceiverWUReason shall report development error code FRIF_E_INV_CHNL_IDX to the Det_ReportError service of the DET module.]()

[SWS_FrIf_05220] [The function FrIf_GetTransceiverWUReason shall wrap the FlexRay Transceiver Driver API function FrTrcv_GetTransceiverWUReason() by:

1. Translating (based on static FrIf module configuration) the tuple (FlexRay CC index FrIf_CtrlIdx | FlexRay Channel index FrIf_ChnlIdx) into a tuple (FlexRay Transceiver Driver | Driver-specific Transceiver index FrTrcv_TrcevIdx).
2. Setting parameters
 - FrTrcv_TrcevWUReasonPtr to FrIf_WUReasonPtr
3. Calling FrTrcv_GetTransceiverWUReason() of the determined FlexRay Driver module with the parameters determined as described above.

]()

[SWS_Frlf_05221] [Caveats of Frlf_GetTransceiverWUReason: The FlexRay Interface module has to be initialized with a call of Frlf_Init() before this API service may be called, see [SWS_Frlf_05003].]()

8.3.22 Frlf_ClearTransceiverWakeup

[SWS_Frlf_05039] [

Service Name	Frlf_ClearTransceiverWakeup	
Syntax	Std_ReturnType Frlf_ClearTransceiverWakeup (uint8 Frlf_CtrlIdx, Fr_ChannelType Frlf_ChnlIdx)	
Service ID [hex]	0x18	
Sync/Async	Synchronous	
Reentrancy	Reentrant	
Parameters (in)	Frlf_CtrlIdx	Index of the FlexRay CC to address.
	Frlf_ChnlIdx	Index of the FlexRay Channel to address in scope of the FlexRay controller Frlf_CtrlIdx.
Parameters (inout)	None	
Parameters (out)	None	
Return value	Std_ReturnType	E_OK: The call of the FlexRay Transceiver Driver's API service has returned E_OK. E_NOT_OK: The call of the FlexRay Transceiver Driver's API service has returned E_NOT_OK.
Description	Wraps the FlexRay Transceiver Driver API function FrTrcv_ClearTransceiverWakeup(). The enum value "FR_CHANNEL_AB" shall not be used.	
Available via	Frlf.h	

] ([SRS_Fr_05161](#))

[SWS_Frlf_05230] [If parameter Frlf_CtrlIdx of Frlf_ClearTransceiverWakeup has an invalid value and if development error detection is enabled (i.e. FrlfDevErrorDetect equals ON), the function Frlf_ClearTransceiverWakeup shall report development error code FRIF_E_INV_CTRL_IDX to the Det_ReportError service of the DET module.]()

[SWS_Frlf_05231] [If parameter Frlf_ChnlIdx of Frlf_ClearTransceiverWakeup has an invalid value and if development error detection is enabled (i.e. FrlfDevErrorDetect equals ON), the function Frlf_ClearTransceiverWakeup shall report development error code FRIF_E_INV_CHNL_IDX to the Det_ReportError service of the DET module.]()

[SWS_Frlf_05232] [The function Frlf_ClearTransceiverWakeup shall wrap the FlexRay Transceiver Driver API function FrTrcv_ClearTransceiverWakeup() by:

1. Translating (based on static Frlf module configuration) the tuple (FlexRay CC index Frlf_CtrlIdx | FlexRay Channel index Frlf_ChnlIdx) into a tuple (FlexRay Transceiver Driver | Driver-specific Transceiver index FrTrcv_TrcvIdx).
2. Calling FrTrcv_ClearTransceiverWakeup() of the determined FlexRay Driver module with the parameters determined as described above.

]()

[SWS_Frlf_05233] [Caveats of Frlf_ClearTransceiverWakeup: The FlexRay Interface module has to be initialized with a call of Frlf_Init() before this API service may be called, see [SWS_Frlf_05003].]()

8.3.23 Frlf_CancelAbsoluteTimer

[SWS_Frlf_05023] [

Service Name	Frlf_CancelAbsoluteTimer	
Syntax	Std_ReturnType Frlf_CancelAbsoluteTimer (uint8 Frlf_CtrlIdx, uint8 Frlf_AbsTimerIdx)	
Service ID [hex]	0x1b	
Sync/Async	Synchronous	
Reentrancy	non reentrant for the same FlexRay CC, reentrant for different FlexRay CCs	
Parameters (in)	Frlf_CtrlIdx	Index of the FlexRay CC to address.
	Frlf_AbsTimerIdx	Index of the absolute timer to address.
Parameters (inout)	None	
Parameters (out)	None	
Return value	Std_ReturnType	E_OK: The call of the FlexRay Driver's API service has returned E_OK. E_NOT_OK: The call of the FlexRay Driver's API service has returned E_NOT_OK, or an error has been detected in development mode.
Description	Wraps the FlexRay Driver API function Fr_CancelAbsoluteTimer() .	
Available via	Frlf.h	

]()

[SWS_Frlf_05240] [If parameter Frlf_CtrlIdx of Frlf_CancelAbsoluteTimer has an invalid value and if development error detection is enabled (i.e. FrlfDevErrorDetect equals ON), the function Frlf_CancelAbsoluteTimer shall report development error code FRIF_E_INV_CTRL_IDX to the Det_ReportError service of the DET module.]()

[SWS_Frlf_05241] [The function Frlf_CancelAbsoluteTimer shall wrap the FlexRay Driver API function Fr_CancelAbsoluteTimer() by:

1. Translating (based on static Frlf module configuration) the FlexRay CC index Frlf_CtrlIdx into a tuple (FlexRay Driver | Driver-specific CC index Frlf_CtrlIdx).
2. Setting parameters Frlf_AbsTimerIdx to Frlf_AbsTimerIdx
3. Calling Fr_CancelAbsoluteTimer() of the determined FlexRay Driver module with the parameters determined as described above.

]()

[SWS_Frlf_05242] [Caveats of Frlf_CancelAbsoluteTimer: The FlexRay Interface module has to be initialized with a call of Frlf_Init() before this API service may be called, see [SWS_Frlf_05003].]()

8.3.24 FrIf_GetAbsoluteTimerIRQStatus

[SWS_FrIf_05027] [

Service Name	FrIf_GetAbsoluteTimerIRQStatus	
Syntax	<pre>Std_ReturnType FrIf_GetAbsoluteTimerIRQStatus (uint8 FrIf_CtrlIdx, uint8 FrIf_AbsTimerIdx, boolean* FrIf_IRQStatusPtr)</pre>	
Service ID [hex]	0x1f	
Sync/Async	Synchronous	
Reentrancy	non reentrant for the same FlexRay CC, reentrant for different FlexRay CCs	
Parameters (in)	FrIf_CtrlIdx	Index of the FlexRay CC to address.
	FrIf_AbsTimerIdx	Index of the absolute timer to address.
Parameters (inout)	None	
Parameters (out)	FrIf_IRQStatusPtr	Pointer to a memory location where output value will be stored.
Return value	Std_ReturnType	<p>E_OK: The call of the FlexRay Driver's API service has returned E_OK.</p> <p>E_NOT_OK: The call of the FlexRay Driver's API service has returned E_NOT_OK, or an error has been detected in development mode.</p>
Description	Wraps the FlexRay Driver API function Fr_GetAbsoluteTimerIRQStatus()	
Available via	FrIf.h	

]()

[SWS_FrIf_05252] [If parameter FrIf_CtrlIdx of FrIf_GetAbsoluteTimerIRQStatus has an invalid value and if development error detection is enabled (i.e. FrIfDevErrorDetect equals ON), the function FrIf_GetAbsoluteTimerIRQStatus shall report development error code FRIF_E_INV_CTRL_IDX to the Det_ReportError service of the DET module.]()

[SWS_FrIf_05253] [The function FrIf_GetAbsoluteTimerIRQStatus shall wrap the FlexRay Driver API function Fr_GetAbsoluteTimerIRQStatus() by:

1. Translating (based on static FrIf module configuration) the FlexRay CC index FrIf_CtrlIdx into a tuple (FlexRay Driver | Driver-specific CC index Fr_CtrlIdx).
2. Setting parameters
 - Fr_AbsTimerIdx to FrIf_AbsTimerIdx
 - Fr_IRQStatusPtr to FrIf_IRQStatusPtr
3. Calling Fr_GetAbsoluteTimerIRQStatus() of the determined FlexRay Driver module with the parameters determined as described above.

]()

[SWS_FrIf_05254] [Caveats of FrIf_GetAbsoluteTimerIRQStatus: The FlexRay Interface module has to be initialized with a call of FrIf_Init() before this API service may be called, see [SWS_FrIf_05003].]()

8.3.25 FrIf_DisableAbsoluteTimerIRQ

[SWS_FrIf_05031] [

Service Name	FrIf_DisableAbsoluteTimerIRQ	
Syntax	<pre>Std_ReturnType FrIf_DisableAbsoluteTimerIRQ (uint8 FrIf_CtrlIdx, uint8 FrIf_AbsTimerIdx)</pre>	
Service ID [hex]	0x23	
Sync/Async	Synchronous	
Reentrancy	non reentrant for the same FlexRay CC, reentrant for different FlexRay CCs	
Parameters (in)	FrIf_CtrlIdx	Index of the FlexRay CC to address.
	FrIf_AbsTimerIdx	Index of the absolute timer to address.
Parameters (inout)	None	
Parameters (out)	None	
Return value	Std_ReturnType	E_OK: The call of the FlexRay Driver's API service has returned E_OK. E_NOT_OK: The call of the FlexRay Driver's API service has returned E_NOT_OK, or an error has been detected in development mode.
Description	Wraps the FlexRay Driver API function Fr_DisableAbsoluteTimerIRQ().	
Available via	FrIf.h	

]()

[SWS_FrIf_05264] [If parameter FrIf_CtrlIdx of FrIf_DisableAbsoluteTimerIRQ has an invalid value and if development error detection is enabled (i.e. FrIfDevErrorDetect equals ON), the function FrIf_DisableAbsoluteTimerIRQ shall report development error code FRIF_E_INV_CTRL_IDX to the Det_ReportError service of the DET module.]()

[SWS_FrIf_05266] [Caveats of FrIf_DisableAbsoluteTimerIRQ: The FlexRay Interface module has to be initialized with a call of FrIf_Init() before this API service may be called, see [SWS_FrIf_05003].]()

8.3.26 FrIf_GetCycleLength

[SWS_FrIf_05239] [

Service Name	FrIf_GetCycleLength	
Syntax	<pre>uint32 FrIf_GetCycleLength (uint8 FrIf_CtrlIdx)</pre>	
Service ID [hex]	0x3a	
Sync/Async	Synchronous	
Reentrancy	Non Reentrant for the same FlexRay CC, reentrant for different FlexRay CCs	
Parameters (in)	FrIf_CtrlIdx	Index of the FlexRay CC to address.
Parameters (inout)	None	
Parameters (out)	None	



△

Return value	uint32	Time in unit of nanoseconds
Description	This API returns the configured time of the configuration parameter "GdCycle" in nanoseconds for the FlexRay controller with index FrIf_CtrlIdx.	
Available via	Frlf.h	

]()

[SWS_Frlf_05237] [If parameter FrIf_CtrlIdx of FrIf_GetCycleLength has an invalid value and if development error detection is enabled (i.e. FrIfDevErrorDetect equals ON), the function FrIf_GetCycleLength shall report development error code FRIF_E_INV_CTRL_IDX to the Det_ReportError service of the DET module.]()

[SWS_Frlf_05238] [Caveats of FrIf_GetCycleLength: The FlexRay Interface module has to be initialized with a call of FrIf_Init() before this API service may be called, see [\[SWS_Frlf_05003\]](#).]()

8.4 Optional Function Definitions

8.4.1 Frlf_AllSlots

[SWS_Frlf_05020] [

Service Name	Frlf_AllSlots	
Syntax	Std_ReturnType FrIf_AllSlots (uint8 FrIf_CtrlIdx)	
Service ID [hex]	0x33	
Sync/Async	Synchronous	
Reentrancy	non reentrant	
Parameters (in)	FrIf_CtrlIdx	Index of the FlexRay CC to address.
Parameters (inout)	None	
Parameters (out)	None	
Return value	Std_ReturnType	E_OK: The call of the FlexRay Driver's API service has returned E_OK. E_NOT_OK: The call of the FlexRay Driver's API service has returned E_NOT_OK, or an error has been detected in development mode.
Description	Wraps the FlexRay Driver API function Fr_AllSlots	
Available via	Frlf.h	

]()

[SWS_Frlf_05412] [The function FrIf_AllSlots shall be pre compile time configurable ON/OFF by the configuration parameter FrIfAllSlotsSupport (derived from configuration parameter FrIfAllSlotsSupport, see ECUC_Frlf_06108)]()

[SWS_Frlf_05706] [If development error detection for the Frlf module is enabled: if the function FrIf_AllSlots is called before the Frlf was initialized successfully, the function Fr

If_AllSlots shall raise the development error FRIF_E_UNINIT and return E_NOT_OK.]
()

[SWS_Frlf_05707] [If development error detection for the Fr module is enabled: the function Frlf_AllSlots shall check the parameter Frlf_CtrlIdx for being valid. If Frlf_CtrlIdx is invalid, the function Frlf_AllSlots shall raise the development error FRIF_E_INV_CTRL_IDX and return E_NOT_OK.]()

8.4.2 Frlf_GetChannelStatus

[SWS_Frlf_05030] [

Service Name	Frlf_GetChannelStatus	
Syntax	<pre>Std_ReturnType Frlf_GetChannelStatus (uint8 Frlf_CtrlIdx, uint16* Frlf_ChannelAStatusPtr, uint16* Frlf_ChannelBStatusPtr)</pre>	
Service ID [hex]	0x26	
Sync/Async	Synchronous	
Reentrancy	Non Reentrant for the same device	
Parameters (in)	Frlf_CtrlIdx	Index of FlexRay CC within the context of the FlexRay Interface.
Parameters (inout)	None	
Parameters (out)	Frlf_ChannelAStatusPtr	Address where the bitcoded channel A status information shall be stored.
	Frlf_ChannelBStatusPtr	Address where the bitcoded channel B status information shall be stored.
Return value	Std_ReturnType	E_OK: API call finished successfully. E_NOT_OK: API call aborted due to errors.
Description	Wraps the FlexRay Driver API function Fr_GetChannelStatus() and gets the channel status information.	
Available via	Frlf.h	

]()

[SWS_Frlf_05413] [The function Frlf_GetChannelStatus shall be pre compile time configurable ON/OFF by the configuration parameter FrlfGetGetChannelStatusSupport (derived from configuration parameter FrlfGetGetChannelStatusSupport, see ECUC_Frlf_06105)]()

[SWS_Frlf_05708] [If development error detection for the Frlf module is enabled: if the function Frlf_GetChannelStatus is called before the Frlf module was initialized successfully, the function Frlf_GetChannelStatus shall raise the development error FRIF_E_UNINIT and return E_NOT_OK.]()

[SWS_Frlf_05709] [If development error detection for the Frlf module is enabled: the function Frlf_GetChannelStatus shall check the parameter Frlf_CtrlIdx for being valid. If Frlf_CtrlIdx is invalid, the function Frlf_GetChannelStatus shall raise the development error FRIF_E_INV_CTRL_IDX and return E_NOT_OK.]()

8.4.3 FrIf_GetClockCorrection

[SWS_FrIf_05071] [

Service Name	FrIf_GetClockCorrection	
Syntax	<pre>Std_ReturnType FrIf_GetClockCorrection (uint8 FrIf_CtrlIdx, sint16* FrIf_RateCorrectionPtr, sint32* FrIf_OffsetCorrectionPtr)</pre>	
Service ID [hex]	0x29	
Sync/Async	Synchronous	
Reentrancy	Non Reentrant for the same device	
Parameters (in)	FrIf_CtrlIdx	Index of FlexRay CC within the context of the FlexRay Interface.
Parameters (inout)	None	
Parameters (out)	FrIf_RateCorrectionPtr	Address where the current rate correction value shall be stored.
	FrIf_OffsetCorrectionPtr	Address where the current offset correction value shall be stored.
Return value	Std_ReturnType	E_OK: API call finished successfully. E_NOT_OK: API call aborted due to errors.
Description	Wraps the FlexRay Driver API function Fr_GetClockCorrection () and gets the current clock correction values.	
Available via	FrIf.h	

]()

[SWS_FrIf_05414] [The function FrIf_GetClockCorrection shall be pre compile time configurable ON/OFF by the configuration parameter FrIfGetClockCorrectionSupport (derived from configuration parameter FrIfGetClockCorrectionSupport, see

ECUC_FrIf_06106)]()

[SWS_FrIf_05711] [If development error detection for the FrIf module is enabled: if the function FrIf_GetClockCorrection is called before the FrIf was initialized successfully, the function FrIf_GetClockCorrection shall raise the development error FRIF_E_UNINIT and return E_NOT_OK.]()

[SWS_FrIf_05712] [If development error detection for the FrIf module is enabled: the function FrIf_GetClockCorrection shall check the parameter FrIf_CtrlIdx for being valid. If FrIf_CtrlIdx is invalid, the function FrIf_GetClockCorrection shall raise the development error FRIF_E_INV_CTRL_IDX and return E_NOT_OK.]()

8.4.4 FrIf_GetSyncFrameList

[SWS_FrIf_05072] [

Service Name	FrIf_GetSyncFrameList	
Syntax	<pre>Std_ReturnType FrIf_GetSyncFrameList (uint8 FrIf_CtrlIdx, uint8 FrIf_ListSize, uint16* FrIf_ChannelAEvenListPtr, uint16* FrIf_ChannelBEvenListPtr, uint16* FrIf_ChannelAOddListPtr, uint16* FrIf_ChannelBOddListPtr)</pre>	
Service ID [hex]	0x2a	
Sync/Async	Synchronous	
Reentrancy	Non Reentrant for the same device	
Parameters (in)	FrIf_CtrlIdx	Index of FlexRay CC within the context of the FlexRay Interface.
	FrIf_ListSize	Size of the arrays passed via parameters: FrIf_ChannelAEvenListPtr FrIf_ChannelBEvenListPtr FrIf_ChannelAOddListPtr FrIf_ChannelBOddListPtr. The service must ensure to not write more entries into those arrays than granted by this parameter.
Parameters (inout)	None	
Parameters (out)	FrIf_ChannelAEvenListPtr	Address the list of syncframes on channel A within the even communication cycle is written to. The exact number of elements written to the list is limited by parameter FrIf_ListSize. Unused list elements are filled with the value '0' to indicate that no more syncframe has been seen.
	FrIf_ChannelBEvenListPtr	Address the list of syncframes on channel B within the even communication cycle is written to. The exact number of elements written to the list is limited by parameter FrIf_ListSize. Unused list elements are filled with the value '0' to indicate that no more syncframe has been seen.
	FrIf_ChannelAOddListPtr	Address the list of syncframes on channel A within the odd communication cycle is written to. The exact number of elements written to the list is limited by parameter FrIf_ListSize. Unused list elements are filled with the value '0' to indicate that no more syncframe has been seen.
	FrIf_ChannelBOddListPtr	Address the list of syncframes on channel B within the odd communication cycle is written to. The exact number of elements written to the list is limited by parameter FrIf_ListSize. Unused list elements are filled with the value '0' to indicate that no more syncframe has been seen.
Return value	Std_ReturnType	E_OK: API call finished successfully. E_NOT_OK: API call aborted due to errors.
Description	Wraps the FlexRay Driver API function Fr_GetSyncFrameList and gets a list of syncframes received or transmitted on channel A and channel B via the even and odd communication cycle.	
Available via	FrIf.h	

]()

[SWS_FrIf_05415] [The function FrIf_GetSyncFrameList shall be pre compile time configurable ON/OFF by the configuration parameter FrIfGetSyncFrameListSupport (derived from configuration parameter FrIfGetSyncFrameListSupport, see

ECUC_FrIf_06107)]()

[SWS_FrIf_05715] [If development error detection for the FrIf module is enabled: if the function FrIf_GetSyncFrameList is called before the Fr was initialized successfully,

the function `FrIf_GetSyncFrameList` shall raise the development error `FRIF_E_UNINIT` and return `E_NOT_OK`.`]()`

[SWS_FrIf_05716] [If development error detection for the `FrIf` module is enabled: the function `FrIf_GetSyncFrameList` shall check the parameter `FrIf_CtrlIdx` for being valid. If `FrIf_CtrlIdx` is invalid, the function `FrIf_GetSyncFrameList` shall raise the development error `FRIF_E_INV_CTRL_IDX` and return `E_NOT_OK`.`]()`

8.4.5 FrIf_GetNumOfStartupFrames

[SWS_FrIf_05073] [

Service Name	FrIf_GetNumOfStartupFrames	
Syntax	<pre>Std_ReturnType FrIf_GetNumOfStartupFrames (uint8 FrIf_CtrlIdx, uint8* FrIf_NumOfStartupFramesPtr)</pre>	
Service ID [hex]	0x34	
Sync/Async	Synchronous	
Reentrancy	Non Reentrant for the same device	
Parameters (in)	FrIf_CtrlIdx	Index of FlexRay CC within the context of the FlexRay Interface.
Parameters (inout)	None	
Parameters (out)	FrIf_NumOfStartupFramesPtr	Address where the number of startup frames seen within the last even/odd cycle pair shall be stored.
Return value	Std_ReturnType	<code>E_OK</code> : API call finished successfully. <code>E_NOT_OK</code> : API call aborted due to errors.
Description	Wraps the FlexRay Driver API function <code>Fr_GetNumOfStartupFrames</code> and gets a list of the current number of startup frames seen on the cluster. See variable <code>vStartupPairs</code> of [12] for details.	
Available via	FrIf.h	

`]()`

[SWS_FrIf_05416] [The function `FrIf_GetNumOfStartupFrames` shall be pre compile time configurable ON/OFF by the configuration parameter `FrIfGetNumOfStartupFramesSupport` (derived from configuration parameter `FrIfGetNumOfStartupFramesSupport`, see `ECUC_FrIf_06104`).`]()`

[SWS_FrIf_05721] [If development error detection for the `FrIf` module is enabled: if the function `FrIf_GetNumOfStartupFrames` is called before the `FrIf` was initialized successfully, the function `FrIf_GetNumOfStartupFrames` shall raise the development error `FRIF_E_UNINIT` and return `E_NOT_OK`.`]()`

[SWS_FrIf_05722] [If development error detection for the `FrIf` module is enabled: the function `FrIf_GetNumOfStartupFrames` shall check the parameter `FrIf_CtrlIdx` for being valid. If `FrIf_CtrlIdx` is invalid, the function `FrIf_GetNumOfStartupFrames` shall raise the development error `FRIF_E_INV_CTRL_IDX` and return `E_NOT_OK`.`]()`

8.4.6 FrIf_GetWakeupRxStatus

[SWS_FrIf_05102] [

Service Name	FrIf_GetWakeupRxStatus	
Syntax	Std_ReturnType FrIf_GetWakeupRxStatus (uint8 FrIf_CtrlIdx, uint8* FrIf_WakeupRxStatusPtr)	
Service ID [hex]	0x2b	
Sync/Async	Synchronous	
Reentrancy	Non Reentrant for the same device	
Parameters (in)	FrIf_CtrlIdx	Index of FlexRay CC within the context of the FlexRay Driver.
Parameters (inout)	None	
Parameters (out)	FrIf_WakeupRxStatusPtr	Address where bitcoded wakeup reception status shall be stored. Bit 0: Wakeup received on channel A indicator Bit 1: Wakeup received on channel B indicator Bit 2-7: Unused
Return value	Std_ReturnType	E_OK: API call finished successfully. E_NOT_OK: API call aborted due to errors.
Description	Wraps the FlexRay Driver API function Fr_GetWakeupRxStatus and gets the wakeup received information from the FlexRay controller.	
Available via	FrIf.h	

]()

[SWS_FrIf_05417] [The function FrIf_GetWakeupRxStatus shall be pre compile time configurable ON/OFF by the configuration parameter FrIfGetWakeupRxStatusSupport (derived from configuration parameter FrIfGetWakeupRxStatusSupport, see ECUC_FrIf_06111)]()

[SWS_FrIf_05700] [If development error detection for the FrIf module is enabled: if the function FrIf_GetWakeupRxStatus is called before the Fr was initialized successfully, the function FrIf_GetWakeupRxStatus shall raise the development error FRIF_E_UNINIT and return E_NOT_OK.]()

[SWS_FrIf_05701] [If development error detection for the FrIf module is enabled: the function FrIf_GetWakeupRxStatus shall check the parameter FrIf_CtrlIdx for being valid. If FrIf_CtrlIdx is invalid, the function FrIf_GetWakeupRxStatus shall raise the development error FRIF_E_INV_CTRL_IDX and return E_NOT_OK.]()

8.4.7 FrIf_CancelTransmit

[SWS_FrIf_05070] [

Service Name	FrIf_CancelTransmit	
Syntax	Std_ReturnType FrIf_CancelTransmit (PduIdType TxPduId)	
Service ID [hex]	0x4a	





Sync/Async	Synchronous	
Reentrancy	Reentrant for different PduIds. Non reentrant for the same PduId.	
Parameters (in)	TxPduId	Identification of the PDU to be cancelled.
Parameters (inout)	None	
Parameters (out)	None	
Return value	Std_ReturnType	E_OK: Cancellation was executed successfully by the destination module. E_NOT_OK: Cancellation was rejected by the destination module.
Description	Requests cancellation of an ongoing transmission of a PDU in a lower layer communication module.	
Available via	FrIf.h	

]()

[SWS_FrIf_05713] [The function `FrIf_CancelTransmit` shall be pre compile time configurable ON/OFF by the configuration parameter `FrIfCancelTransmitSupport` (derived from configuration parameter `FrIfCancelTransmitSupport`, see `ECUC_FrIf_00002`)]()

[SWS_FrIf_05703] [If development error detection for the `FrIf` module is enabled: if the function `FrIf_CancelTransmit` is called before the `FrIf` was initialized successfully, the function `FrIf_CancelTransmit` shall raise the development error `FRIF_E_UNINIT` and return `E_NOT_OK`.]()

[SWS_FrIf_05704] [If development error detection for the `FrIf` module is enabled: the function `FrIf_CancelTransmit` shall check the parameter `TxPduId` for being valid. If `TxPduId` is invalid, the function `FrIf_CancelTransmit` shall raise the development error `FRIF_E_INV_TXPDUID` and return `E_NOT_OK`.]()

[SWS_FrIf_05705] [For Transmit Cancellation, the following steps are performed:

1. Decrement `TrigTxCounter` for the IPDU that shall be canceled.
2. If `TxConfCounter > 0` for this PDU, continue with step 3). Else, stop here.
3. Call FlexRay Driver's API function `Fr_CancelTxLPdu()`:
 - (a) `Fr_CtrlIdx` is derived according to the indexing scheme described in chapter of indexing.
 - (b) `Fr_LPduIdx` is set to the configured L-PDU buffer index [Configuration Parameter `FrIfLPduIdx`, see `FrIf06058`] associated with the Communication Operation.
4. Increment `TrigTxCounter` (limited by `FrIfCounterLimit`) for all other I-PDUs within that L-PDU that have a `TxConfCounter > 0`.
5. Decrement `TxConfCounter` for all other I-PDUs within that L-PDU that have a `TxConfCounter > 0`.
6. Decrement the `TxConfCounter` for the IPDU that has been initiated by the Cancel Transmit API call.

]()

8.4.8 FrIf_DisableLPdu

[SWS_FrIf_05710] [

Service Name	FrIf_DisableLPdu	
Syntax	Std_ReturnType FrIf_DisableLPdu (uint8 FrIf_CtrlIdx, uint16 FrIf_LPduIdx)	
Service ID [hex]	0x28	
Sync/Async	Synchronous	
Reentrancy	Non Reentrant for the same device	
Parameters (in)	FrIf_CtrlIdx	Index of FlexRay CC within the context of the FlexRay Interface.
	FrIf_LPduIdx	This index is used to uniquely identify a FlexRay frame
Parameters (inout)	None	
Parameters (out)	None	
Return value	Std_ReturnType	E_OK: API call finished successfully. E_NOT_OK: API call aborted due to errors.
Description	Wraps the FlexRay Driver Function Fr_DisableLPdu. It disables the hardware resource of an LPdu for transmission/reception.	
Available via	FrIf.h	

]()

[SWS_FrIf_05418] [The function FrIf_DisableLPdu shall be pre compile time configurable ON/OFF by the configuration parameter FrIfDisableLPduSupport (derived from configuration parameter FrIfDisableLPduSupport, see ECUC_FrIf_06110)]()

[SWS_FrIf_05717] [If development error detection for the FrIf module is enabled: if the function FrIf_DisableLPdu is called before the FrIf was initialized successfully, the function FrIf_DisableLPdu shall raise the development error FRIF_E_UNINIT and return E_NOT_OK.]()

[SWS_FrIf_05714] [If development error detection for the FrIf module is enabled: the function FrIf_DisableLPdu shall check the parameter FrIf_CtrlIdx for being valid. If FrIf_CtrlIdx is invalid, the function FrIf_DisableLPdu shall raise the development error FRIF_E_INV_CTRL_IDX and return E_NOT_OK.]()

8.4.9 FrIf_GetTransceiverError

[SWS_FrIf_05032] [

Service Name	FrIf_GetTransceiverError	
Syntax	<pre>Std_ReturnType FrIf_GetTransceiverError (uint8 FrIf_CtrlIdx, Fr_ChannelType FrIf_ChnlIdx, uint8 FrIf_BranchIdx, uint32* FrIf_BusErrorState)</pre>	
Service ID [hex]	0x35	
Sync/Async	Synchronous	
Reentrancy	Function is non reentrant for the same channel of the same controller.	
Parameters (in)	FrIf_CtrlIdx	Index of the FlexRay CC to address.
	FrIf_ChnlIdx	Index of the FlexRay Channel to address in scope of the FlexRay controller FrIf_CtrlIdx.
	FrIf_BranchIdx	This zero based index identifies the branch of the (active star) transceiver to which the API call has to be applied.
Parameters (inout)	None	
Parameters (out)	FrIf_BusErrorState	Address where the transceiver error state is stored.
Return value	Std_ReturnType	E_OK: API call finished successfully. E_NOT_OK: API call aborted due to errors
Description	Wraps the FlexRay Transceiver Driver API function FrTrcv_GetTransceiverError. The enum value "FR_CHANNEL_AB" shall not be used.	
Available via	FrIf.h	

]()

[SWS_FrIf_05419] [The function FrIf_GetTransceiverError shall be pre compile time configurable ON/OFF by the configuration parameter FrIfGetTransceiverErrorSupport (derived from configuration parameter FrIfGetTransceiverErrorSupport, see ECUC_FrIf_06101)]()

[SWS_FrIf_05718] [If development error detection for the FrIf module is enabled: if the function FrIf_GetTransceiverError is called before the FrIf was initialized successfully, the function FrIf_GetTransceiverError shall raise the development error FRIF_E_UNINIT and return E_NOT_OK.]()

[SWS_FrIf_05719] [If development error detection for the FrIf module is enabled: the function FrIf_GetTransceiverError shall check the parameter FrIf_CtrlIdx for being valid. If FrIf_CtrlIdx is invalid, the function FrIf_GetTransceiverError shall raise the development error FRIF_E_INV_CTRL_IDX and return E_NOT_OK.]()

[SWS_FrIf_05720] [If parameter FrIf_ChnlIdx of FrIf_GetTransceiverError has an invalid value and if development error detection is enabled (i.e. FrIfDevErrorDetect equals ON), the function FrIf_GetTransceiverError shall report development error code FRIF_E_INV_CHNL_IDX to the Det_ReportError service of the DET module.]()

[SWS_FrIf_05728] [The function FrIf_GetTransceiverError shall wrap the FlexRay Transceiver Driver API function FrTrcv_GetTransceiverError by:

1. Translating (based on static FrIf module configuration) the tuple (FlexRay CC index FrIf_CtrlIdx | FlexRay Channel index FrIf_ChnlIdx) into a tuple (FlexRay Transceiver Driver | Driver-specific Transceiver index FrTrcv_TrvcIdx).
2. Setting parameters
 - FrTrcv_BranchIdx to FrIf_BranchIdx
 - FrTrcv_BusErrorState to FrIf_BusErrorState
3. Calling FrTrcv_GetTransceiverError of the determined FlexRay Transceiver module with the parameters determined as described above.

]()

8.4.10 FrIf_EnableTransceiverBranch

[SWS_FrIf_05085] [

Service Name	FrIf_EnableTransceiverBranch	
Syntax	<pre>Std_ReturnType FrIf_EnableTransceiverBranch (uint8 FrIf_CtrlIdx, Fr_ChannelType FrIf_ChnlIdx, uint8 FrIf_BranchIdx)</pre>	
Service ID [hex]	0x36	
Sync/Async	Synchronous	
Reentrancy	Reentrant	
Parameters (in)	FrIf_CtrlIdx	Index of the FlexRay CC to address.
	FrIf_ChnlIdx	Index of the FlexRay Channel to address in scope of the FlexRay controller FrIf_CtrlIdx.
	FrIf_BranchIdx	This zero based index identifies the branch of the (active star) transceiver to which the API call has to be applied.
Parameters (inout)	None	
Parameters (out)	None	
Return value	Std_ReturnType	E_OK: The call of the FlexRay Transceiver Driver's API service has returned E_OK. E_NOT_OK: The call of the FlexRay Transceiver Driver's API service has returned E_NOT_OK.
Description	Wraps the FlexRay Transceiver Driver API function FrTrcv_EnableTransceiverBranch. The enum value "FR_CHANNEL_AB" shall not be used.	
Available via	FrIf.h	

]()

[SWS_FrIf_05420] [The function FrIf_EnableTransceiverBranch shall be pre compile time configurable ON/OFF by the configuration parameter FrIfEnableTransceiverBranchSupport (derived from configuration parameter FrIfEnableTransceiverBranchSupport, see ECUC_FrIf_06103)]()

[SWS_FrIf_05302] [If parameter FrIf_CtrlIdx of FrIf_EnableTransceiverBranch has an invalid value and if development error detection is enabled (i.e. FrIfDevErrorDetect

equals ON), the function `FrIf_EnableTransceiverBranch` shall report development error code `FRIF_E_INV_CTRL_IDX` to the `Det_ReportError` service of the DET module. `]()`

[SWS_FrIf_05304] [If parameter `FrIf_ChnlIdx` of `FrIf_EnableTransceiverBranch` has an invalid value and if development error detection is enabled (i.e. `FrIfDevErrorDetect` equals ON), the function `FrIf_EnableTransceiverBranch` shall report development error code `FRIF_E_INV_CHNL_IDX` to the `Det_ReportError` service of the DET module. `]()`

[SWS_FrIf_05306] [The function `FrIf_EnableTransceiverBranch` shall wrap the FlexRay Transceiver Driver API function `FrIf_EnableTransceiverBranch` by:

1. Translating (based on static `FrIf` module configuration) the tuple (FlexRay CC index `FrIf_CtrlIdx` | FlexRay Channel index `FrIf_ChnlIdx`) into a tuple (FlexRay Transceiver Driver | Driver-specific Transceiver index `FrTrcv_TrcvIdx`).
2. Setting parameter: `FrTrcv_BranchIdx` to `FrIf_BranchIdx`
3. Calling `FrTrcv_EnableTransceiverBranch` of the determined FlexRay Driver module with the parameters determined as described above.

`]()`

[SWS_FrIf_05307] [If development error detection for the `FrIf` module is enabled: if the function `FrIf_EnableTransceiverBranch` is called before the `Fr` was initialized successfully, the function `FrIf_EnableTransceiverBranch` shall raise the development error `FRIF_E_UNINIT` and return `E_NOT_OK`. `]()`

8.4.11 `FrIf_DisableTransceiverBranch`

[SWS_FrIf_05028] [

Service Name	<code>FrIf_DisableTransceiverBranch</code>	
Syntax	<pre>Std_ReturnType FrIf_DisableTransceiverBranch (uint8 FrIf_CtrlIdx, Fr_ChannelType FrIf_ChnlIdx, uint8 FrIf_BranchIdx)</pre>	
Service ID [hex]	0x37	
Sync/Async	Synchronous	
Reentrancy	Reentrant	
Parameters (in)	<code>FrIf_CtrlIdx</code>	Index of the FlexRay CC to address.
	<code>FrIf_ChnlIdx</code>	Index of the FlexRay Channel to address in scope of the FlexRay controller <code>FrIf_CtrlIdx</code> .
	<code>FrIf_BranchIdx</code>	This zero based index identifies the branch of the (active star) transceiver to which the API call has to be applied.
Parameters (inout)	None	
Parameters (out)	None	





Return value	Std_ReturnType	E_OK: The call of the FlexRay Transceiver Driver's API service has returned E_OK. E_NOT_OK: The call of the FlexRay Transceiver Driver's API service has returned E_NOT_OK.
Description	Wraps the FlexRay Transceiver Driver API function FrTrcv_DisableTransceiverBranch. The enum value "FR_CHANNEL_AB" shall not be used.	
Available via	Frlf.h	

]()

[SWS_Frlf_05421] [The function Frlf_DisableTransceiverBranch shall be pre compile time configurable ON/OFF by the configuration parameter FrlfDisableTransceiverBranchSupport (derived from configuration parameter FrlfDisableTransceiverBranchSupport, see ECUC_Frlf_06102)]()

[SWS_Frlf_05425] [The function Frlf_DisableTransceiverBranch shall be pre compile time configurable ON/OFF by the configuration parameter FrlfDisableTransceiverBranchSupport (derived from configuration parameter FrlfDisableTransceiverBranchSupport, see ECUC_Frlf_06102)]()

[SWS_Frlf_05756] [If parameter Frlf_CtrlIdx of Frlf_DisableTransceiverBranch has an invalid value and if development error detection is enabled (i.e. FrlfDevErrorDetect equals ON), the function Frlf_DisableTransceiverBranch shall report development error code FRIF_E_INV_CTRL_IDX to the Det_ReportError service of the DET module.]()

[SWS_Frlf_05243] [If parameter Frlf_ChnlIdx of Frlf_DisableTransceiverBranch has an invalid value and if development error detection is enabled (i.e. FrlfDevErrorDetect equals ON), the function Frlf_DisableTransceiverBranch shall report development error code FRIF_E_INV_CHNL_IDX to the Det_ReportError service of the DET module.]()

[SWS_Frlf_05305] [The function Frlf_DisableTransceiverBranch shall wrap the FlexRay Transceiver Driver API function Frlf_DisableTransceiverBranch by:

1. Translating (based on static Frlf module configuration) the tuple (FlexRay CC index Frlf_CtrlIdx | FlexRay Channel index Frlf_ChnlIdx) into a tuple (FlexRay Transceiver Driver | Driver-specific Transceiver index FrTrcv_TrcvIdx)
2. Setting parameter: FrTrcv_BranchIdx to Frlf_BranchIdx
3. Calling FrTrcv_DisableTransceiverBranch() of the determined FlexRay Driver module with the parameters determined as described above.

]()

[SWS_Frlf_05308] [Caveats of Frlf_DisableTransceiverBranch: The FlexRay Interface module has to be initialized with a call of Frlf_Init() before this API service may be called, see [SWS_Frlf_05003].]()

8.4.12 FrIf_ReconfigLPdu

[SWS_FrIf_05048] [

Service Name	FrIf_ReconfigLPdu	
Syntax	<pre>Std_ReturnType FrIf_ReconfigLPdu (uint8 FrIf_CtrlIdx, uint16 FrIf_LPduIdx, uint16 FrIf_FrameID, Fr_ChannelType FrIf_ChnlIdx, uint8 FrIf_CycleRepetition, uint8 FrIf_CycleOffset, uint8 FrIf_PayloadLength, uint16 FrIf_HeaderCRC)</pre>	
Service ID [hex]	0	
Sync/Async	Synchronous	
Reentrancy	Non Reentrant	
Parameters (in)	FrIf_CtrlIdx	Index of FlexRay CC within the context of the FlexRay Driver.
	FrIf_LPduIdx	This index is used to uniquely identify a FlexRay frame.
	FrIf_FrameID	FlexRay Frame ID the FrIf_LPdu shall be configured to.
	FrIf_ChnlIdx	FlexRay Channel the FrIf_LPdu shall be configured to.
	FrIf_CycleRepetition	Cycle Repetition part of the cycle filter mechanism FrIf_LPdu shall be configured to.
	FrIf_CycleOffset	Cycle Offset part of the cycle filter mechanism FrIf_LPdu shall be configured to.
	FrIf_PayloadLength	Payloadlength in units of bytes the FrIf_LPduIdx shall be configured to.
	FrIf_HeaderCRC	Header CRC the FrIf_LPdu shall be configured to.
Parameters (inout)	None	
Parameters (out)	None	
Return value	Std_ReturnType	E_OK: API call finished successfully. E_NOT_OK: API call aborted due to errors.
Description	Calls the FlexRay Driver's API Fr_ReconfigLPdu. The enum value "FR_CHANNEL_AB" shall not be used.	
Available via	FrIf.h	

]()

[SWS_FrIf_05422] [The function FrIf_ReconfigLPdu shall be pre compile time configurable ON/OFF by the configuration parameter FrIfReconfigLPduSupport (derived from configuration parameter FrIfReconfigLPduSupport, see ECUC_FrIf_06109)]()

[SWS_FrIf_05309] [If parameter FrIf_CtrlIdx of FrIf_ReconfigLPdu has an invalid value and if development error detection is enabled (i.e. FrIfDevErrorDetect equals ON), the function FrIf_ReconfigLPdu shall report development error code FRIF_E_INV_CTRL_IDX to the Det_ReportError service of the DET module.]()

[SWS_FrIf_05310] [If parameter FrIf_ChnlIdx of FrIf_ReconfigLPdu has an invalid value and if development error detection is enabled (i.e. FrIfDevErrorDetect equals ON), the function FrIf_ReconfigLPdu shall report development error code FRIF_E_INV_CHNL_IDX to the Det_ReportError service of the DET module.]()

[SWS_Frlf_05311] [If parameter `Frlf_LPduldx` of `Frlf_ReconfigLPdu` has an invalid value (i.e. outside of LPdu range or if `FrlfReconfigurable` of this LPdu is not set to TRUE) and development error detection is enabled (i.e. `FrlfDevErrorDetect` equals ON), the `Frlf_ReconfigLPdu` shall report development error code `FRIF_E_INV_LPDU_IDX` to the `Det_ReportError` service of the DET module.]()

[SWS_Frlf_05312] [If parameter `Frlf_FrameId` of `Frlf_ReconfigLPdu` has an invalid value and if development error detection is enabled (i.e. `FrlfDevErrorDetect` equals ON), the `Frlf_ReconfigLPdu` shall report development error code `FRIF_E_INV_FRAME_ID` to the `Det_ReportError` service of the DET module.]()

8.4.13 Frlf_GetNmVector

[SWS_Frlf_05016] [

Service Name	Frlf_GetNmVector	
Syntax	<pre>Std_ReturnType Frlf_GetNmVector (uint8 Frlf_CtrlIdx, uint8* Frlf_NmVectorPtr)</pre>	
Service ID [hex]	0x0f	
Sync/Async	Synchronous	
Reentrancy	non reentrant for identical values of <code>Frlf_CtrlIdx</code> , reentrant for different values of <code>Frlf_CtrlIdx</code>	
Parameters (in)	<code>Frlf_CtrlIdx</code>	Index of the FlexRay CC to address.
Parameters (inout)	None	
Parameters (out)	<code>Frlf_NmVectorPtr</code>	Pointer to a memory location where output value will be stored.
Return value	<code>Std_ReturnType</code>	<p><code>E_OK</code>: The call of the FlexRay Driver's API service has returned <code>E_OK</code>.</p> <p><code>E_NOT_OK</code>: The call of the FlexRay Driver's API service has returned <code>E_NOT_OK</code>, or an error has been detected in development mode.</p>
Description	Derives the FlexRay NM Vector.	
Available via	<code>Frlf.h</code>	

]()

[SWS_Frlf_05423] [The function `Frlf_GetNmVector` shall be pre compile time configurable ON/OFF by the configuration parameter `FrlfGetNmVectorSupport` (derived from configuration parameter `FrlfGetNmVectorSupport`, see `Frlf06100_Conf`)]()

[SWS_Frlf_05197] [If parameter `Frlf_CtrlIdx` of `Frlf_GetNmVector` has an invalid value and if development error detection is enabled (i.e. `FrlfDevErrorDetect` equals ON), the function `Frlf_GetNmVector` shall report development error code `FRIF_E_INV_CTRL_IDX` to the `Det_ReportError` service of the DET module.]()

[SWS_Frlf_05198] [The function `Frlf_GetNmVector` wraps the FlexRay Driver API `Fr_GetNmVector` function.]()

[SWS_Frlf_05199] [Caveats of `Frlf_GetNmVector`: The FlexRay Interface module has to be initialized with a call of `Frlf_Init()` before this API service may be called, see [\[SWS_Frlf_05003\]](#)]()

8.4.14 Frlf_GetVersionInfo

[SWS_Frlf_05002] [

Service Name	Frlf_GetVersionInfo	
Syntax	<pre>void Frlf_GetVersionInfo (Std_VersionInfoType* Frlf_VersionInfoPtr)</pre>	
Service ID [hex]	0x01	
Sync/Async	Synchronous	
Reentrancy	Reentrant	
Parameters (in)	None	
Parameters (inout)	None	
Parameters (out)	Frlf_VersionInfoPtr	Pointer to a memory location where the FlexRay Interface version information shall be stored.
Return value	void	–
Description	Returns the version information of this module.	
Available via	Frlf.h	

]([SRS_BSW_00407](#), [SRS_BSW_00411](#))

[SWS_Frlf_05424] [The function Frlf_GetVersionInfo shall be pre compile time configurable ON/OFF by the configuration parameter FrlfVersionInfoApi (derived from configuration parameter FrlfVersionInfoApi, see ECUC_Frlf_06083)]()

[SWS_Frlf_05151] [If parameter Frlf_VersionInfoPtr of Frlf_GetVersionInfo equals NULL_PTR and if development error detection is enabled (i.e. FrlfDevErrorDetect equals ON), the function Frlf_GetVersionInfo shall report development error code FRIF_E_PARAM_POINTER to the Det_ReportError service of the DET module.]()

8.4.15 Frlf_ReadCCConfig

[SWS_Frlf_05313] [

Service Name	Frlf_ReadCCConfig	
Syntax	<pre>Std_ReturnType Frlf_ReadCCConfig (uint8 Frlf_CtrlIdx, uint8 Frlf_ConfigParamIdx, uint32* Frlf_ConfigParamValuePtr)</pre>	
Service ID [hex]	0x3b	
Sync/Async	Synchronous	
Reentrancy	Non Reentrant for the same FlexRay CC, reentrant for different FlexRay CCs	
Parameters (in)	Frlf_CtrlIdx	Index of the FlexRay CC to address.
	Frlf_ConfigParamIdx	Index of the configuration parameter to read.
Parameters (inout)	None	
Parameters (out)	Frlf_ConfigParamValuePtr	Pointer to a memory location where output value will be stored.





Return value	Std_ReturnType	E_OK: The call of the FlexRay Driver's API service has returned E_OK. E_NOT_OK: The call of the FlexRay Driver's API service has returned E_NOT_OK, or an error has been detected in development mode.
Description	Wraps the FlexRay Driver API function Fr_ReadCCConfig().	
Available via	Frlf.h	

}]()

[SWS_Frlf_05314] [The function Frlf_ReadCCConfig wraps the FlexRay Driver API Fr_ReadCCConfig function.}]()

[SWS_Frlf_05315] [If parameter Frlf_CtrlIdx of Frlf_ReadCCConfig has an invalid value and if development error detection is enabled (i.e. FrlfDevErrorDetect equals ON), the function Frlf_ReadCCConfig shall report development error code FRIF_E_INV_CTRL_IDX to the Det_ReportError service of the DET module.}]()

8.4.16 Frlf_EnableBusMirroring

[SWS_Frlf_05726] [

Service Name	Frlf_EnableBusMirroring	
Syntax	Std_ReturnType Frlf_EnableBusMirroring (uint8 Frlf_ClstIdx, boolean Frlf_MirroringActive)	
Service ID [hex]	0x4b	
Sync/Async	Synchronous	
Reentrancy	Reentrant	
Parameters (in)	Frlf_ClstIdx	Index of the FlexRay cluster to address.
	Frlf_MirroringActive	TRUE: Mirror_ReportFlexRayFrame will be called for each frame received or transmitted on the addressed FlexRay CC. FALSE: Mirror_ReportFlexRayFrame will not be called for the addressed FlexRay CC.
Parameters (inout)	None	
Parameters (out)	None	
Return value	Std_ReturnType	E_OK: Mirroring mode was changed. E_NOT_OK: Wrong Frlf_CtrlIdx, or mirroring is globally disabled (see FrlfBusMirroringSupport).
Description	Enables or disables mirroring for all FlexRay controllers connected to the addressed FlexRay cluster.	
Available via	Frlf.h	

}]()

[SWS_Frlf_05727] [The function Frlf_EnableBusMirroring shall be pre compile time configurable ON/OFF by the configuration parameter FrlfBusMirroringSupport (see ECUC_Frlf_06124).}]()

8.5 Interrupt Service Routines

8.5.1 FrIf_JobListExec_<FrIfCluster.ShortName>

[SWS_FrIf_05040] [

Service Name	FrIf_JobListExec_<FrIfCluster.ShortName>
Syntax	void FrIf_JobListExec_<FrIfCluster.ShortName> (void)
Service ID [hex]	0x32
Sync/Async	Synchronous
Reentrancy	Non Reentrant
Parameters (in)	None
Parameters (inout)	None
Parameters (out)	None
Return value	None
Description	Processes the FlexRay Job List of the FlexRay Cluster with index ClstIdx.
Available via	FrIf.h

]() Note:

For a detailed description of this API service, please refer to chapter [subsubsection 7.6.4.2](#).

[SWS_FrIf_05270] [The function FrIf_JobListExec_<FrIfCluster.ShortName> shall exist once per FlexRay Cluster of a FlexRay Interface module.]()

[SWS_FrIf_05271] [The function name of each instance of FrIf_JobListExec_<FrIfCluster.ShortName> shall contain the short name of the respective FlexRay Cluster (FrIfCluster).]

For each FlexRay Cluster (identified by index ClstIdx), the respective API service FrIf_JobListExec_<FrIfCluster.ShortName> must be registered in the AUTOSAR OS as the ISR of an absolute timer of a FlexRay CC connected to the FlexRay Cluster with index ClstIdx, if the CC does not guarantee asynchronous buffer access.]()

Note: If the CC guarantees asynchronous buffer access, the execution of FrIf_JobListExec_<FrIfCluster.ShortName> can run in a regular OS task.

[SWS_FrIf_05272] [Caveats of FrIf_JobListExec_<FrIfCluster.ShortName>: The FlexRay Interface module has to be initialized with a call of FrIf_Init() before this API service may be called, see [[SWS_FrIf_05003](#)].]()

8.6 Callback notifications

This is a list of functions provided for other modules.

8.6.1 FrIf_CheckWakeupByTransceiver

[SWS_FrIf_05041] [

Service Name	FrIf_CheckWakeupByTransceiver	
Syntax	<pre>void FrIf_CheckWakeupByTransceiver (uint8 FrIf_CtrlIdx, Fr_ChannelType FrIf_ChnlIdx)</pre>	
Service ID [hex]	0x39	
Sync/Async	Synchronous	
Reentrancy	Reentrant	
Parameters (in)	FrIf_CtrlIdx	Index of the FlexRay CC to address.
	FrIf_ChnlIdx	Index of the FlexRay Channel to address in scope of the FlexRay controller FrIf_CtrlIdx.
Parameters (inout)	None	
Parameters (out)	None	
Return value	None	
Description	Wraps the FlexRay Transceiver Driver API function FrTrcv_CheckWakeupByTransceiver(). The enum value "FR_CHANNEL_AB" shall not be used.	
Available via	FrIf.h	

]()

[SWS_FrIf_05274] [If parameter FrIf_CtrlIdx of FrIf_CheckWakeupByTransceiver has an invalid value and if development error detection is enabled (i.e. FrIfDevErrorDetect equals ON), the function FrIf_CheckWakeupByTransceiver shall report development error code FRIF_E_INV_CTRL_IDX to the Det_ReportError service of the DET module.]

()

[SWS_FrIf_05275] [If parameter FrIf_ChnlIdx of FrIf_CheckWakeupByTransceiver has an invalid value and if development error detection is enabled (i.e. FrIfDevErrorDetect equals ON), the function FrIf_CheckWakeupByTransceiver shall report development error code FRIF_E_INV_CHNL_IDX to the Det_ReportError service of the DET module.]

()

[SWS_FrIf_05276] [The function FrIf_CheckWakeupByTransceiver shall wrap the FlexRay Transceiver Driver API function FrTrcv_CheckWakeupByTransceiver() by:

1. Translating (based on static FrIf module configuration) the tuple (FlexRay CC index FrIf_CtrlIdx | FlexRay Channel index FrIf_ChnlIdx) into a tuple (FlexRay Transceiver Driver | Driver-specific Transceiver index FrTrcv_TrcvIdx).
2. Calling FrTrcv_CheckWakeupByTransceiver() of the determined FlexRay Driver module with the parameters determined as described above.

]()

[SWS_FrIf_05277] [Caveats of FrIf_CheckWakeupByTransceiver: The FlexRay Interface module has to be initialized with a call of FrIf_Init() before this API service may be called, see SWS_FrIf_05003.]()

8.7 Scheduled functions

8.7.1 Frlf_MainFunction_<FrlfCluster.ShortName>

[SWS_Frlf_05042] [

Service Name	Frlf_MainFunction_<FrlfCluster.ShortName>
Syntax	void Frlf_MainFunction_<FrlfCluster.ShortName> (void)
Service ID [hex]	0x27
Description	This function will be called cyclically by a task body provided by the BSW Scheduler.
Available via	SchM_Frlf.h

]() Note:

This cyclically executed API service of the FlexRay Interface serves the following purposes:

- Program the absolute timer interrupt in order to start the execution of Frlf_JobListExec_<FrlfCluster.ShortName>() if the CC does not support asynchronous buffer access.
- Monitoring the proper (in time) execution of the Frlf_JobListExec_<FrlfCluster.ShortName>() and resynchronize the Joblist if necessary.

Please refer to chapter [section 7.3](#) for a detailed description.

Pre condition: The function Frlf_MainFunction_<FrlfCluster.ShortName> is cyclically called from a task body provided by the BSW Scheduler module.

Since the duration of a FlexRay Cycle may be different for two Clusters of an ECU, the calling period (parameter FrlfMainFunctionPeriod) of this API service shall be configurable independently for each Cluster at system configuration time.

The parameter FrlfMainFunctionPeriod determines for each FlexRay cluster of a FlexRay Interface module the calling period, which is provided for the BSW scheduler module.

[SWS_Frlf_05278] [The function Frlf_MainFunction_<FrlfCluster.ShortName> shall exist once per FlexRay Cluster of a FlexRay Interface module.]()

[SWS_Frlf_05279] [The function name of each instance of Frlf_MainFunction_<FrlfCluster.ShortName> shall contain the short name of the respective FlexRay Cluster (FrlfCluster).]()

8.8 Expected interfaces

This chapter lists all API services required from other BSW modules.

8.8.1 Mandatory Interfaces

This chapter defines all API services which are required from other BSW modules to fulfill the core functionality of the FlexRay Interface.

[SWS_FrIf_05043] [

API Function	Header File	Description
Det_ReportRuntimeError	Det.h	Service to report runtime errors. If a callout has been configured then this callout shall be called.
Fr_AbortCommunication	Fr.h	Invokes the CC CHI command 'FREEZE'.
Fr_AckAbsoluteTimerIRQ	Fr.h	Resets the interrupt condition of an absolute timer.
Fr_AllowColdstart	Fr.h	Invokes the CC CHI command 'ALLOW_COLDSTART'.
Fr_CancelAbsoluteTimer	Fr.h	Stops an absolute timer.
Fr_CheckTxLPduStatus	Fr.h	Checks the transmit status of the LSdu.
Fr_ControllerInit	Fr.h	Initializes a FlexRay CC.
Fr_DisableAbsoluteTimerIRQ	Fr.h	Disables the interrupt line of an absolute timer.
Fr_EnableAbsoluteTimerIRQ	Fr.h	Enables the interrupt line of an absolute timer.
Fr_GetAbsoluteTimerIRQStatus	Fr.h	Gets IRQ status of an absolute timer.
Fr_GetGlobalTime	Fr.h	Gets the current global FlexRay time. Important Note: Fr_GetGlobalTime may be called within an exclusive area.
Fr_GetPOCStatus	Fr.h	Gets the POC status.
Fr_HaltCommunication	Fr.h	Invokes the CC CHI command 'DEFERRED_HALT'.
Fr_ReceiveRxLPdu	Fr.h	Receives data from the FlexRay network.
Fr_SendWUP	Fr.h	Invokes the CC CHI command 'WAKEUP'.
Fr_SetAbsoluteTimer	Fr.h	Sets the absolute FlexRay timer.
Fr_SetWakeupChannel	Fr.h	Sets a wakeup channel.
Fr_StartCommunication	Fr.h	Starts communication.
Fr_TransmitTxLPdu	Fr.h	Transmits data on the FlexRay network.
FrTrcv_CheckWakeupByTransceiver	FrTrcv.h	–
FrTrcv_ClearTransceiverWakeup	FrTrcv.h	This function clears a pending wake up event.
FrTrcv_GetTransceiverMode	FrTrcv.h	This function returns the actual state of the transceiver.
FrTrcv_GetTransceiverWUReason	FrTrcv.h	This function returns the wakeup reason.
FrTrcv_SetTransceiverMode	FrTrcv.h	This service sets the transceiver mode.

]()

8.8.2 Optional Interfaces

This chapter defines all API services which are required from other BSW modules to fulfill an optional functionality of the FlexRay Interface

[SWS_Frlf_05044] [

API Function	Header File	Description
Dem_SetEventStatus	Dem.h	Called by SW-Cs or BSW modules to report monitor status information to the Dem. BSW modules calling Dem_SetEventStatus can safely ignore the return value. This API will be available only if ((Dem/Dem ConfigSet/DemEventParameter/DemEvent ReportingType) == STANDARD_REPORTING)
Det_ReportError	Det.h	Service to report development errors.
Fr_AllSlots	Fr.h	Invokes the CC CHI command 'ALL_SLOTS'.
Fr_CancelTxLPdu	Fr.h	Cancels the already pending transmission of a LPdu contained in a controllers physical transmit resource (e.g. message buffer).
Fr_DisableLPdu	Fr.h	Disables the hardware resource of a LPdu for transmission/reception.
Fr_GetChannelStatus	Fr.h	Gets the channel status information.
Fr_GetClockCorrection	Fr.h	Gets the current clock correction values. See variables vInterimRateCorrection and vInterimOffset Correction of [12] for details.
Fr_GetNmVector	Fr.h	Gets the network management vector of the last communication cycle.
Fr_GetNumOfStartupFrames	Fr.h	Gets the current number of startup frames seen on the cluster. See variable vStartupPairs of [12] for details.
Fr_GetSyncFrameList	Fr.h	Gets a list of syncframes received or transmitted on channel A and channel B via the even and odd communication cycle. See variables vsSyncIdListA and vsSyncIdListB of [12] for details.
Fr_GetWakeupRxStatus	Fr.h	Gets the wakeup received information from the Flex Ray controller.
Fr_PrepareLPdu	Fr.h	Prepares a LPdu.
Fr_ReadCCConfig	Fr.h	Reads a FlexRay protocol configuration parameter for a particular FlexRay controller out of the module's configuration.
Fr_ReconfigLPdu	Fr.h	Reconfigures a given LPdu according to the parameters (FrameId, Channel, CycleRepetition, CycleOffset, PayloadLength, HeaderCRC) at runtime.
FrArTp_RxIndication	FrArTp.h	Indication of a received PDU from a lower layer communication interface module.
FrArTp_TriggerTransmit	FrArTp.h	Within this API, the upper layer module (called module) shall check whether the available data fits into the buffer size reported by PduInfoPtr->Sdu Length. If it fits, it shall copy its data into the buffer provided by PduInfoPtr->SduDataPtr and update the length of the actual copied data in PduInfoPtr->Sdu Length. If not, it returns E_NOT_OK without changing PduInfoPtr.
FrArTp_TxConfirmation	FrArTp.h	The lower layer communication interface module confirms the transmission of a PDU, or the failure to transmit a PDU.
FrNm_RxIndication	FrNm_Frlf.h	Indication of a received PDU from a lower layer communication interface module.





API Function	Header File	Description
FrNm_TriggerTransmit	FrNm_Frlf.h	Within this API, the upper layer module (called module) shall check whether the available data fits into the buffer size reported by PduInfoPtr->Sdu Length. If it fits, it shall copy its data into the buffer provided by PduInfoPtr->SduDataPtr and update the length of the actual copied data in PduInfoPtr->Sdu Length. If not, it returns E_NOT_OK without changing PduInfoPtr.
FrNm_TxConfirmation	FrNm_Frlf.h	The lower layer communication interface module confirms the transmission of a PDU, or the failure to transmit a PDU.
FrTp_RxIndication	FrTp.h	Indication of a received PDU from a lower layer communication interface module.
FrTp_TriggerTransmit	FrTp.h	Within this API, the upper layer module (called module) shall check whether the available data fits into the buffer size reported by PduInfoPtr->Sdu Length. If it fits, it shall copy its data into the buffer provided by PduInfoPtr->SduDataPtr and update the length of the actual copied data in PduInfoPtr->Sdu Length. If not, it returns E_NOT_OK without changing PduInfoPtr.
FrTp_TxConfirmation	FrTp.h	The lower layer communication interface module confirms the transmission of a PDU, or the failure to transmit a PDU.
FrTrcv_DisableTransceiverBranch	FrTrcv.h	This function disables the specified branch on the addressed (active star) transceiver.
FrTrcv_EnableTransceiverBranch	FrTrcv.h	This function enables the specified branch on the addressed (active star) transceiver.
FrTrcv_GetTransceiverError	FrTrcv.h	All mandatory errors defined by the FlexRay EPL [5] which are supported by the FlexRay transceiver hardware can be accessed via this API: In addition to errors on the physical layer and local to the ECU hardware, a global error flag is provided.
Mirror_ReportFlexRayFrame	Mirror.h	Reports a received or transmitted FlexRay frame or a Tx conflict.
PduR_FrlfRxIndication	PduR_Frlf.h	Indication of a received PDU from a lower layer communication interface module.
PduR_FrlfTriggerTransmit	PduR_Frlf.h	Within this API, the upper layer module (called module) shall check whether the available data fits into the buffer size reported by PduInfoPtr->Sdu Length. If it fits, it shall copy its data into the buffer provided by PduInfoPtr->SduDataPtr and update the length of the actual copied data in PduInfoPtr->Sdu Length. If not, it returns E_NOT_OK without changing PduInfoPtr.
PduR_FrlfTxConfirmation	PduR_Frlf.h	The lower layer communication interface module confirms the transmission of a PDU, or the failure to transmit a PDU.
Xcp_FrlfRxIndication	Xcp.h	Indication of a received PDU from a lower layer communication interface module.
Xcp_FrlfTriggerTransmit	Xcp.h	Within this API, the upper layer module (called module) shall check whether the available data fits into the buffer size reported by PduInfoPtr->Sdu Length. If it fits, it shall copy its data into the buffer provided by PduInfoPtr->SduDataPtr and update the length of the actual copied data in PduInfoPtr->Sdu Length. If not, it returns E_NOT_OK without changing PduInfoPtr.





API Function	Header File	Description
Xcp_FrlfTxConfirmation	Xcp.h	The lower layer communication interface module confirms the transmission of a PDU, or the failure to transmit a PDU.

]()

8.8.3 Configurable Interfaces

This chapter lists all interfaces where the target API service of any upper layer, which require one or more of these mentioned interfaces to be called has to be set up by static configuration of the FlexRay Interface. The target function is usually a call-back function. The names of these kinds of interfaces are not fixed because they are configurable.

These call-back services are specified and implemented in the upper layer BSW modules, which use the FlexRay Interface according to [5, AUTOSAR_EXP_LayeredSoftwareArchitecture]. The specific call-back notification is specified in the corresponding AUTOSAR SWS document (see chapter 3).

In addition to upper layer AUTOSAR BSW modules, the Frlf can, with the functionality described within this specification, also support other non-AUTOSAR upper layer software modules (CDs), provided that these modules interact with the Frlf in the same manner as the upper layer AUTOSAR BSW modules. In particular, those non-AUTOSAR modules need to provide APIs as described in this chapter.

[SWS_Frlf_05729] [Configuration of <UL_RxIndication>: If the parameter FrlfUserRxIndicationUL is set to FR_AR_TP, <UL_RxIndication> must be FrArTp_RxIndication.]()
()

[SWS_Frlf_05730] [Configuration of <UL_RxIndication>: If the parameter FrlfUserRxIndicationUL is set to FR_NM, <UL_RxIndication> must be FrNm_RxIndication.]()
()

[SWS_Frlf_05731] [Configuration of <UL_RxIndication>: If the parameter FrlfUserRxIndicationUL is set to FR_TP, <UL_RxIndication> must be FrTp_RxIndication.]()
()

[SWS_Frlf_05732] [Configuration of <UL_RxIndication>: If the parameter FrlfUserRxIndicationUL is set to PDUR, <UL_RxIndication> must be PduR_FrlfRxIndication.]()
()

[SWS_Frlf_05733] [Configuration of <UL_RxIndication>: If the parameter FrlfUserRxIndicationUL is set to XCP, <UL_RxIndication> must be Xcp_FrlfRxIndication.]()
()

[SWS_Frlf_05434] [Configuration of <UL_RxIndication>: If the parameter FrlfUserRxIndicationUL is set to FR_TSYN, <UL_RxIndication> must be FrTSyn_RxIndication.]()
()

[SWS_Frlf_05734] [Configuration of <UL_TxConfirmation>: If the parameter FrlfUserTxUL is set to FR_AR_TP, <UL_TxConfirmation> must be FrArTp_TxConfirmation.]()
()

[SWS_Frlf_05735] [Configuration of <UL_TxConfirmation>: If the parameter FrlfUserTxUL is set to FR_NM, <UL_TxConfirmation> must be FrNm_TxConfirmation.]()
()

[SWS_Frlf_05736] [Configuration of <UL_TxConfirmation>: If the parameter FrlfUserTxUL is set to FR_TP, <UL_TxConfirmation> must be FrTp_TxConfirmation.] ()

[SWS_Frlf_05737] [Configuration of <UL_TxConfirmation>: If the parameter FrlfUserTxUL is set to PDUR, <UL_TxConfirmation> must be PduR_FrlfTxConfirmation.] ()

[SWS_Frlf_05738] [Configuration of <UL_TxConfirmation>: If the parameter FrlfUserTxUL is set to XCP, <UL_TxConfirmation> must be Xcp_FrlfTxConfirmation.] ()

[SWS_Frlf_05739] [Configuration of <UL_TriggerTransmit>: If the parameter FrlfUserTxUL is set to FR_AR_TP, <UL_TriggerTransmit> must be FrArTp_TriggerTransmit.] ()

[SWS_Frlf_05740] [Configuration of <UL_TriggerTransmit>: If the parameter FrlfUserTxUL is set to FR_NM, <UL_TriggerTransmit> must be FrNm_TriggerTransmit.] ()

[SWS_Frlf_05741] [Configuration of <UL_TriggerTransmit>: If the parameter FrlfUserTxUL is set to FR_TP, <UL_TriggerTransmit> must be FrTp_TriggerTransmit.] ()

[SWS_Frlf_05742] [Configuration of <UL_TriggerTransmit>: If the parameter FrlfUserTxUL is set to PDUR, <UL_TriggerTransmit> must be PduR_TriggerTransmit.] ()

[SWS_Frlf_05743] [Configuration of <UL_TriggerTransmit>: If the parameter FrlfUserTxUL is set to XCP, <UL_TriggerTransmit> must be Xcp_TriggerTransmit.] ()

[SWS_Frlf_05759] [Configuration of <UL_TriggerTransmit>: If the parameter FrlfUserTxUL is set to FR_TSYN, <UL_TriggerTransmit> must be FrTSyn_TriggerTransmit.] ()

8.8.3.1 <UL_RxIndication>

[SWS_Frlf_05045] [

Service Name	<User_RxIndication>	
Syntax	<pre>void <User_RxIndication> (PduIdType RxPduId, const PduInfoType* PduInfoPtr)</pre>	
Sync/Async	Synchronous	
Reentrancy	Reentrant for different PduIds. Non reentrant for the same PduId.	
Parameters (in)	RxPduId	ID of the received PDU.
	PduInfoPtr	Contains the length (SduLength) of the received PDU, a pointer to a buffer (SduDataPtr) containing the PDU, and the MetaData related to this PDU.
Parameters (inout)	None	
Parameters (out)	None	
Return value	None	
Description	Indication of a received PDU from a lower layer communication interface module.	
Available via	configurable	

] () Note:

During the execution of this API service, the upper layer BSW module that is the final recipient of this PDU is expected to retrieve (i.e. copy) the SDU (i.e. the payload of the

PDU) by means of the pointer PduInfoPtr which contains the received data address and received data length.

Caveats of <UL_RxIndication>: This API service is called during the execution of the FlexRay Job List Execution Function.

8.8.3.2 <UL_TxConfirmation>

[SWS_Frlf_05046] [

Service Name	<User_TxConfirmation>	
Syntax	<pre>void <User_TxConfirmation> (PduIdType TxPduId, Std_ReturnType result)</pre>	
Sync/Async	Synchronous	
Reentrancy	Reentrant for different PduIds. Non reentrant for the same PduId.	
Parameters (in)	TxPduId	ID of the PDU that has been transmitted.
	result	E_OK: The PDU was transmitted. E_NOT_OK: Transmission of the PDU failed.
Parameters (inout)	None	
Parameters (out)	None	
Return value	None	
Description	The lower layer communication interface module confirms the transmission of a PDU, or the failure to transmit a PDU.	
Available via	configurable	

]() Caveats of <UL_TxConfirmation>: This API service is called during the execution of the FlexRay Job List Execution Function.

8.8.3.3 <UL_TriggerTransmit>

[SWS_Frlf_05047] [

Service Name	<User_TriggerTransmit>	
Syntax	<pre>Std_ReturnType <User_TriggerTransmit> (PduIdType TxPduId, PduInfoType* PduInfoPtr)</pre>	
Sync/Async	Synchronous	
Reentrancy	Reentrant for different PduIds. Non reentrant for the same PduId.	
Parameters (in)	TxPduId	ID of the SDU that is requested to be transmitted.
Parameters (inout)	PduInfoPtr	Contains a pointer to a buffer (SduDataPtr) to where the SDU data shall be copied, and the available buffer size in SduLength. On return, the service will indicate the length of the copied SDU data in SduLength.
Parameters (out)	None	





Return value	Std_ReturnType	E_OK: SDU has been copied and SduLength indicates the number of copied bytes. E_NOT_OK: No SDU data has been copied. PduInfoPtr must not be used since it may contain a NULL pointer or point to invalid data.
Description	Within this API, the upper layer module (called module) shall check whether the available data fits into the buffer size reported by PduInfoPtr->SduLength. If it fits, it shall copy its data into the buffer provided by PduInfoPtr->SduDataPtr and update the length of the actual copied data in PduInfoPtr->SduLength. If not, it returns E_NOT_OK without changing PduInfoPtr.	
Available via	configurable	

]() Caveats of <UL_TriggerTransmit>: This API service is called during the execution of the FlexRay Job List Execution Function.

8.8.3.4 <Free_Op_A>

[SWS_Frlf_05316] [

Service Name	<Free_Op_A>	
Syntax	void <Free_Op_A> (uint8 FrIf_CtrlIdx, uint16 FrIf_LPduIdx)	
Sync/Async	Synchronous	
Reentrancy	Reentrant for different FrIf_LPduIdx, non reentrant for same FrIf_LPduIdx	
Parameters (in)	FrIf_CtrlIdx	Index of the FlexRay CC to address.
	FrIf_LPduIdx	This index is used to uniquely identify a FlexRay frame.
Parameters (inout)	None	
Parameters (out)	None	
Return value	None	
Description	User defined communication operation in order to support hardware specific or additional communication controller features to increase performance.	
Available via	Frlf_Externals.h	

]() Caveats of <Free_Op_A>: This API service is called during the execution of the FlexRay Job List Execution Function.

8.8.3.5 <Free_Op_B>

[SWS_Frlf_05317] [

Service Name	<Free_Op_B>	
Syntax	void <Free_Op_B> (uint8 FrIf_CtrlIdx, uint16 FrIf_LPduIdx)	
Sync/Async	Synchronous	



△

Reentrancy	Reentrant for different FrIf_LPduldx, non reentrant for same FrIf_LPduldx	
Parameters (in)	FrIf_CtrlIdx	Index of the FlexRay CC to address.
	FrIf_LPduldx	This index is used to uniquely identify a FlexRay frame.
Parameters (inout)	None	
Parameters (out)	None	
Return value	None	
Description	User defined communication operation in order to support hardware specific or additional communication controller features to increase performance.	
Available via	FrIf_Externals.h	

]() Caveats of <Free_Op_B>: This API service is called during the execution of the FlexRay Job List Execution Function.

8.8.3.6 <UL_TxConflictNotification>

[SWS_FrIf_91001] [

Service Name	<UL_TxConflictNotification>	
Syntax	<pre>void <UL_TxConflictNotification> (uint8 FrIf_CtrlIdx, uint16 FrIf_LPduldx)</pre>	
Sync/Async	Synchronous	
Reentrancy	Reentrant for different FrIf_LPduldx. Non reentrant for the same FrIf_LPduldx.	
Parameters (in)	FrIf_CtrlIdx	ID of the addressed FlexRay CC
	FrIf_LPduldx	ID of the transmitted FlexRay frame
Parameters (inout)	None	
Parameters (out)	None	
Return value	None	
Description	Notification in case a TxConflict has been detected.	
Available via	FrIf_Externals.h	

]()

9 Sequence diagrams

The sequence diagrams in this chapter show the basic operations carried out in a FlexRay Cluster’s FlexRay Job List Execution Function when executing the various Communication Operations. They also show the interaction of the FrIf with the upper layer BSW module and with the underlying FlexRay Driver.

Please note that the sequence diagrams are an extension for illustrational purposes to ease understanding of the specification.

9.1 Data Transmission

9.1.1 TransmitWithImmediateBufferAccess

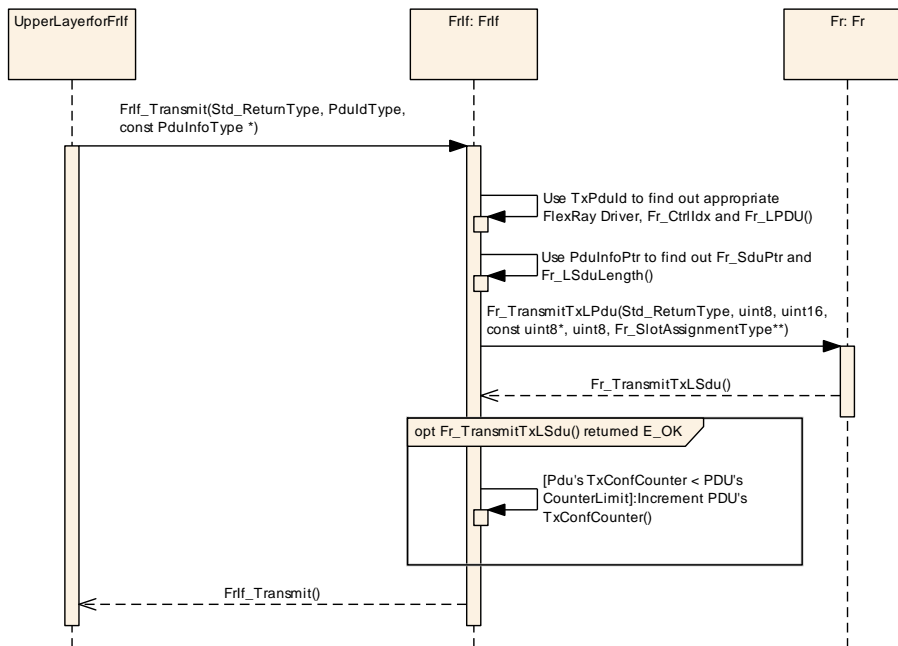


Figure 9.1: Transmit With Immediate Buffer Access

9.1.2 TransmitWithDecoupledBufferAccess

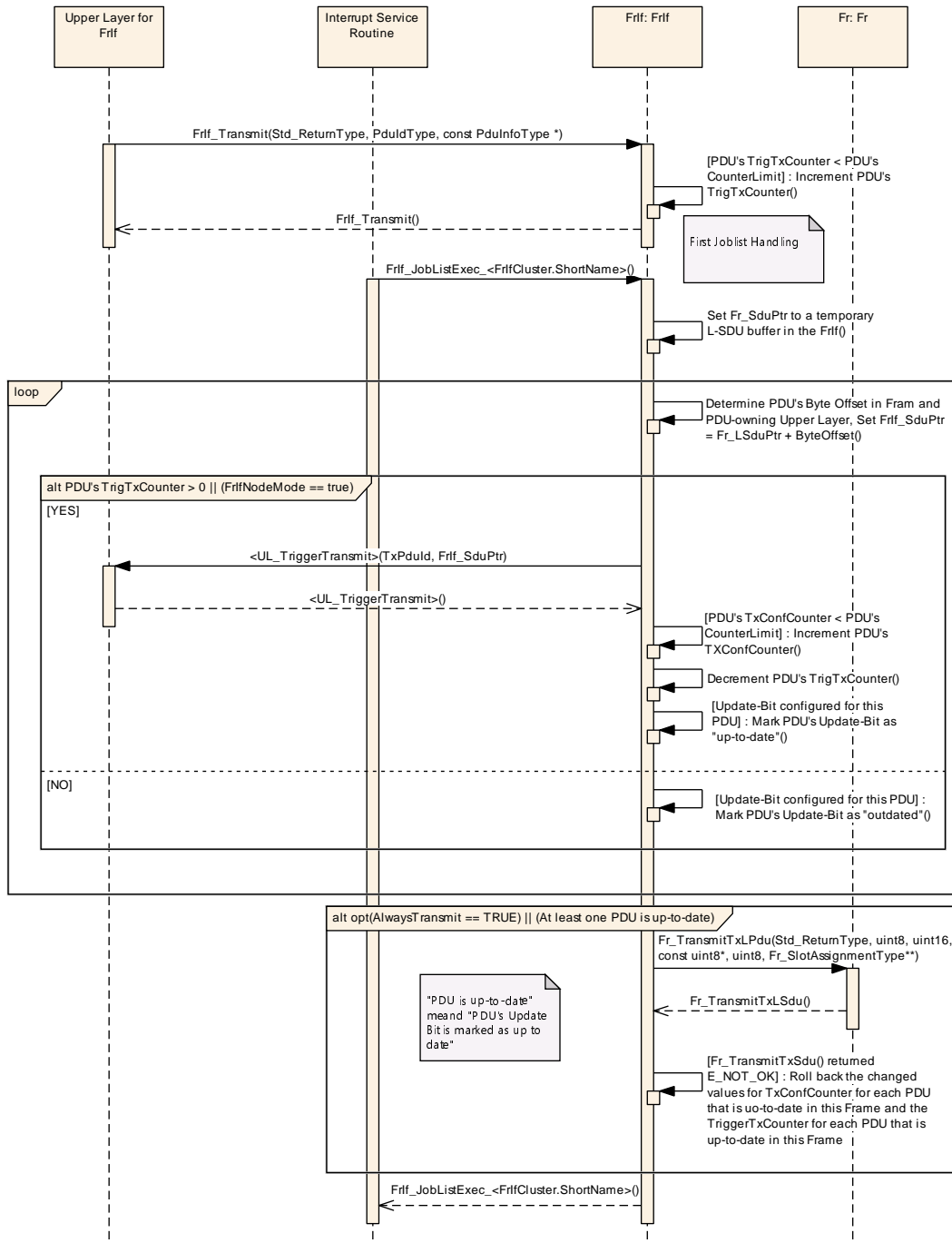


Figure 9.2: Transmit With Decoupled Buffer Access

9.1.3 ProvideTxConfirmation

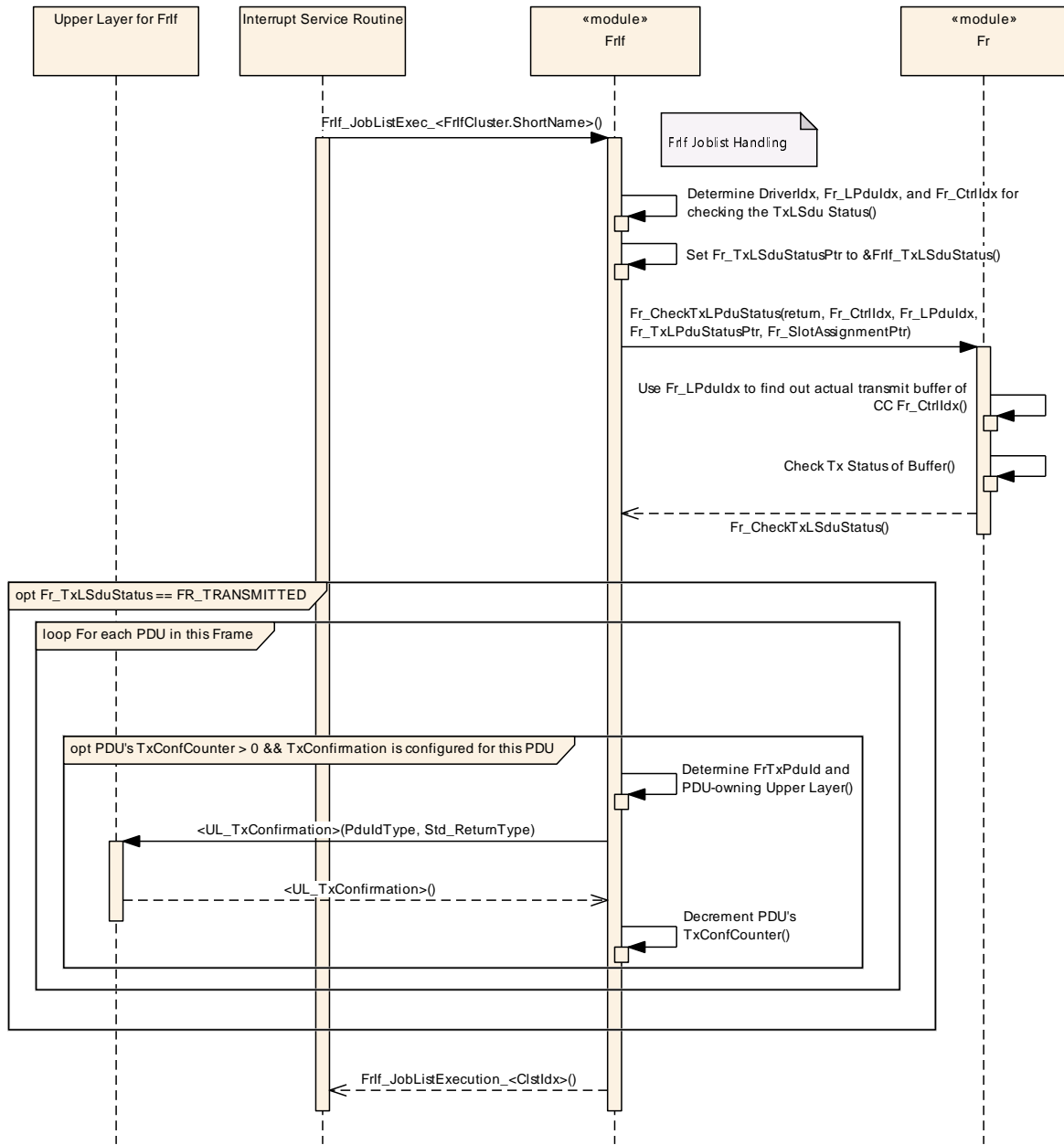


Figure 9.3: Provide TX Confirmation

9.2 Data Reception

9.2.1 ReceiveAndIndicate

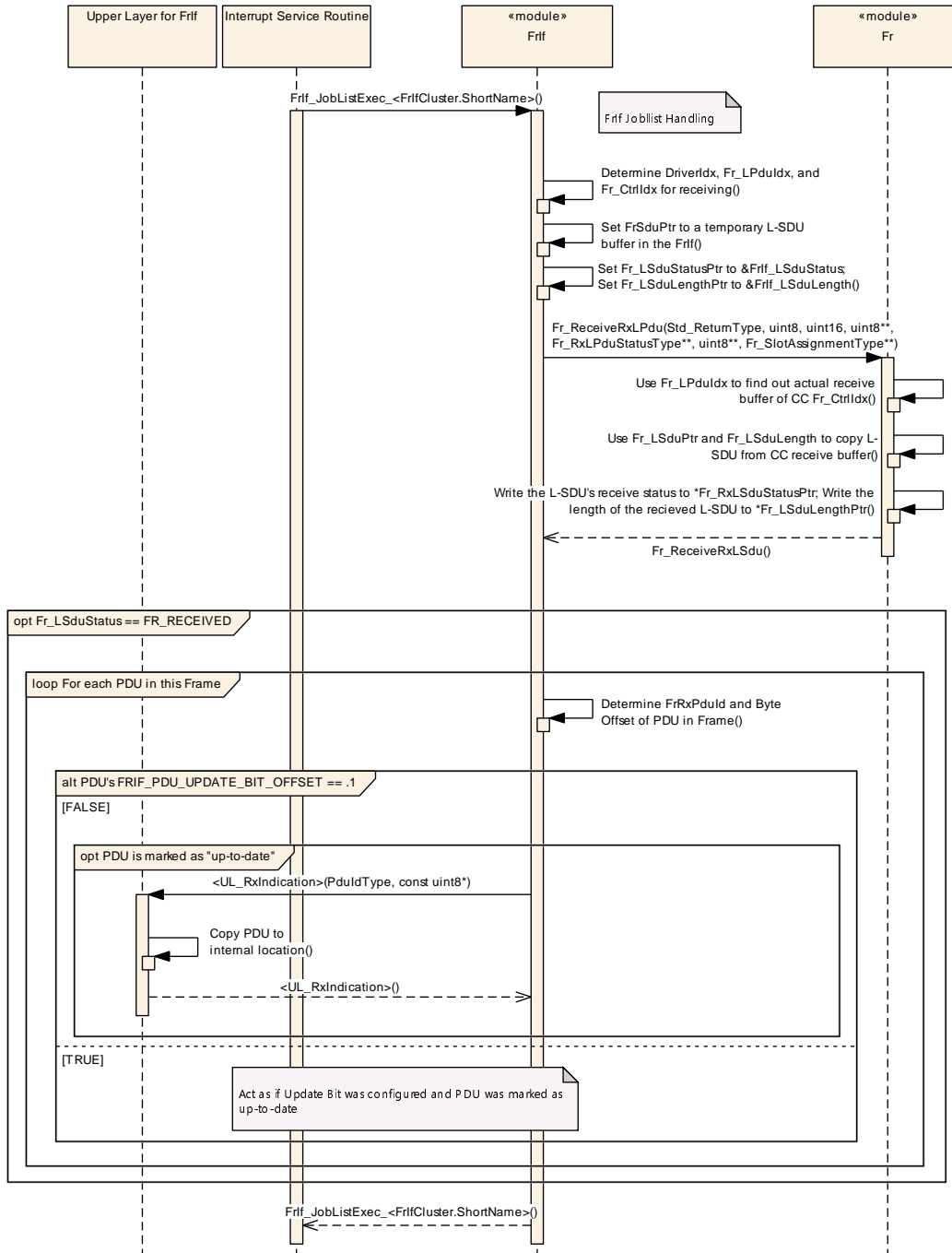


Figure 9.4: Receive and Indicate

9.2.2 ReceiveAndStore

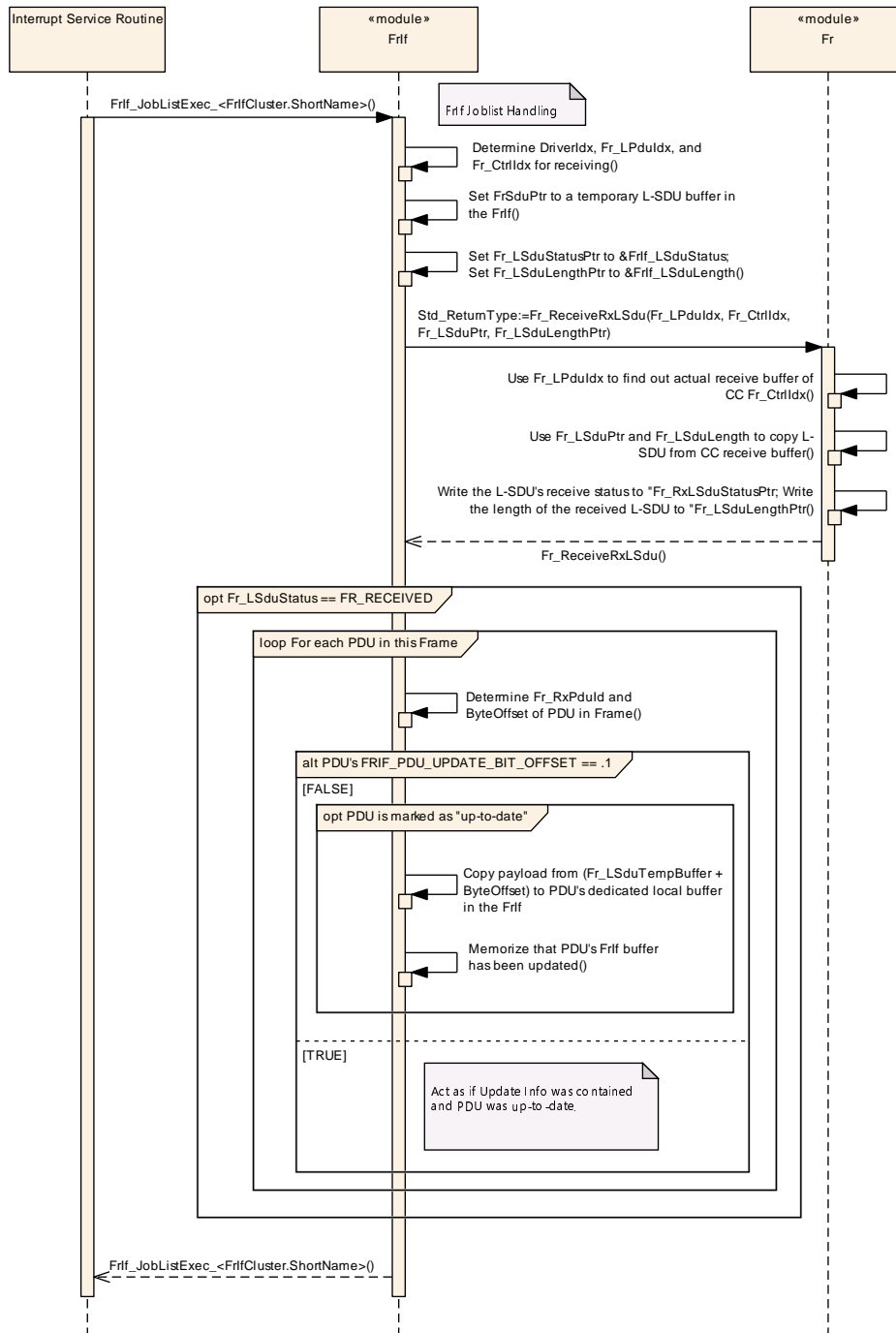


Figure 9.5: Receive and Store

9.2.3 ProvideRxIndication

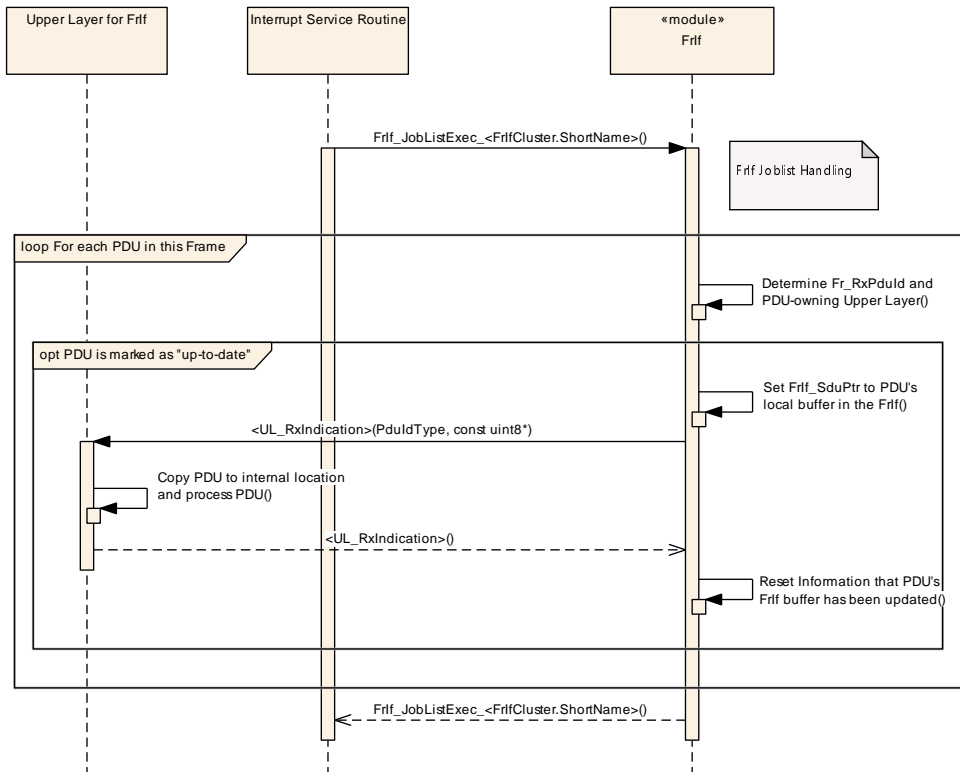


Figure 9.6: Provide Rx Indication

9.2.4 Cancel Transmission

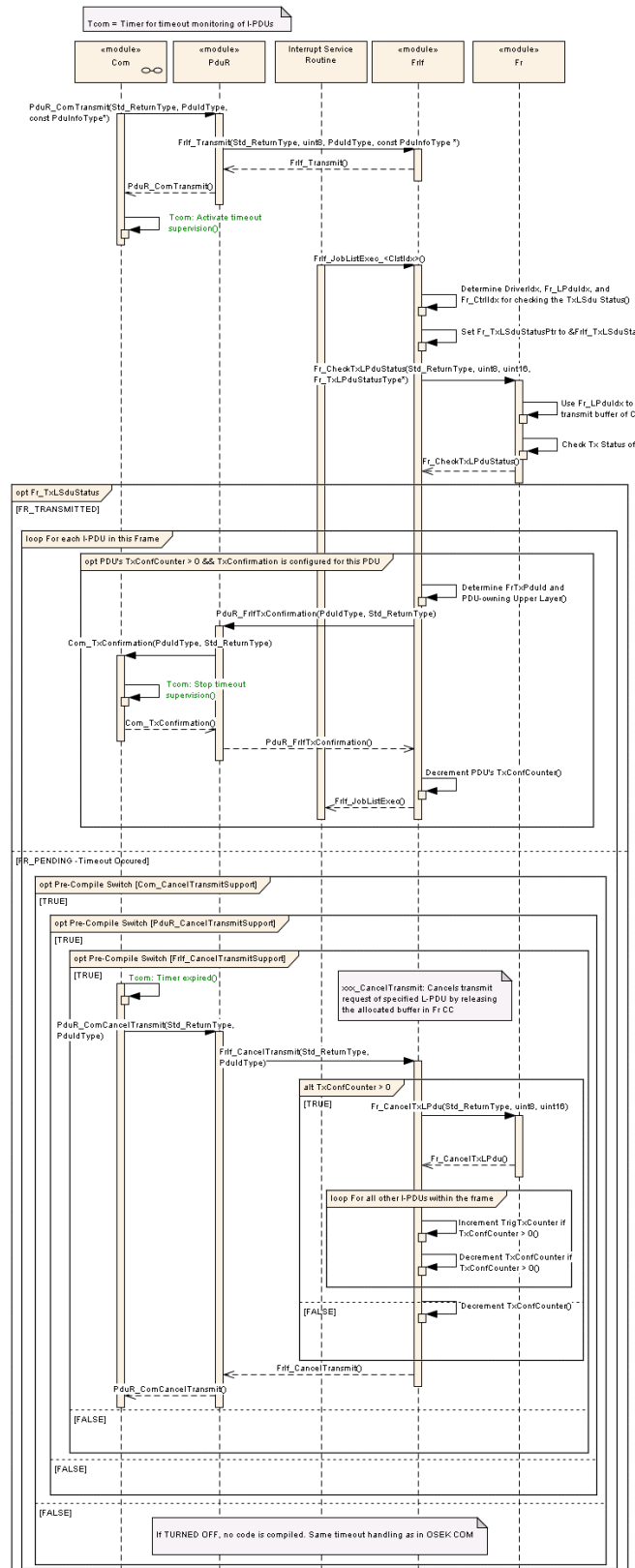


Figure 9.7: Cancel Transmission

9.3 Prepare LPDU

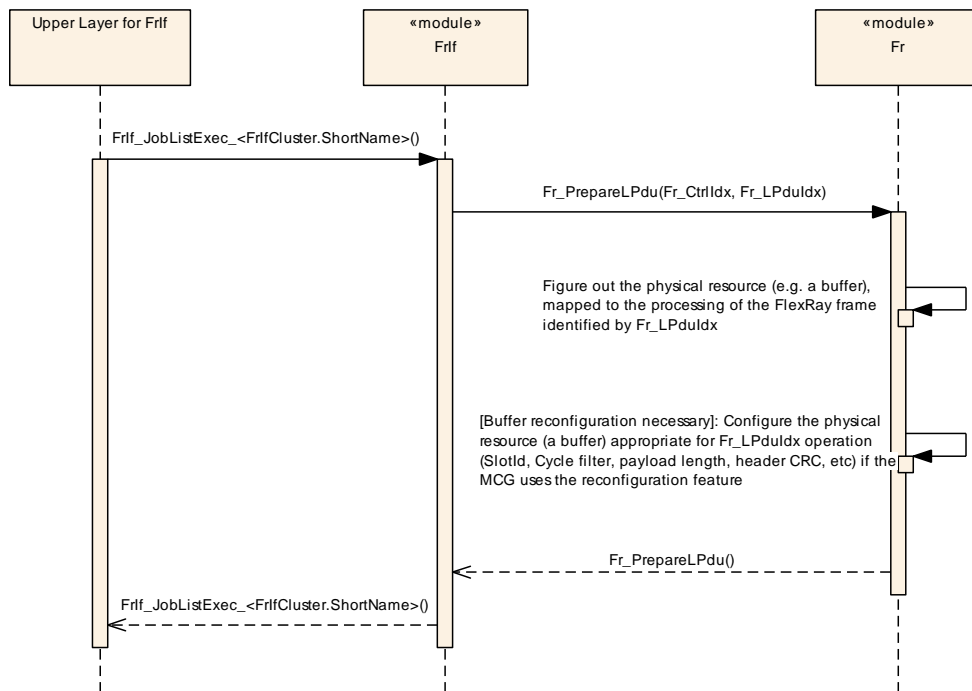


Figure 9.8: Prepare LPdu

10 Configuration specification

In general, this chapter defines configuration parameters and their clustering into containers. In order to support the specification Chapter 10.1 describes fundamentals. It also specifies a template (table) you shall use for the parameter specification. We intend to leave Chapter 10.1 in the specification to guarantee comprehension.

Chapter 10.2 specifies the structure (containers) and the parameters of the module FrIf.

Chapter 10.3 specifies published information of the module FrIf.

10.1 How to read this chapter

For details refer to chapter “Introduction to configuration specification” in [1, General Specification of Basic Software Modules]. in SWS_BSWGeneral.

10.2 Containers and configuration parameters

The following chapters summarize all configuration parameters. The detailed meanings of the parameters describe [chapter 7](#) and [chapter 8](#).

The listed configuration items can be derived from a network description database, which is based on the EcuConfigurationTemplate. The configuration tool has to extract all information to configure the FrIf module.

Note:

The configuration tool must check the consistency of the configuration at configuration time.

Note:

These dependencies between FlexRay Interface and FlexRay Driver configuration must be provided at configuration time by the configuration tools.

10.2.1 FrIf

SWS Item	[ECUC_FrIf_06087]
Module Name	FrIf
Description	Configuration of the FrIf (FlexRay Interface) module.
Post-Build Variant Support	true
Supported Config Variants	VARIANT-LINK-TIME, VARIANT-POST-BUILD, VARIANT-PRE-COMPILE

Included Containers		
Container Name	Multiplicity	Scope / Dependency
FrIfConfig	1	This container contains the configuration parameters and sub containers of the AUTOSAR FrIf module.
FrIfGeneral	1	This container contains the general configuration parameters of the FlexRay Interface.

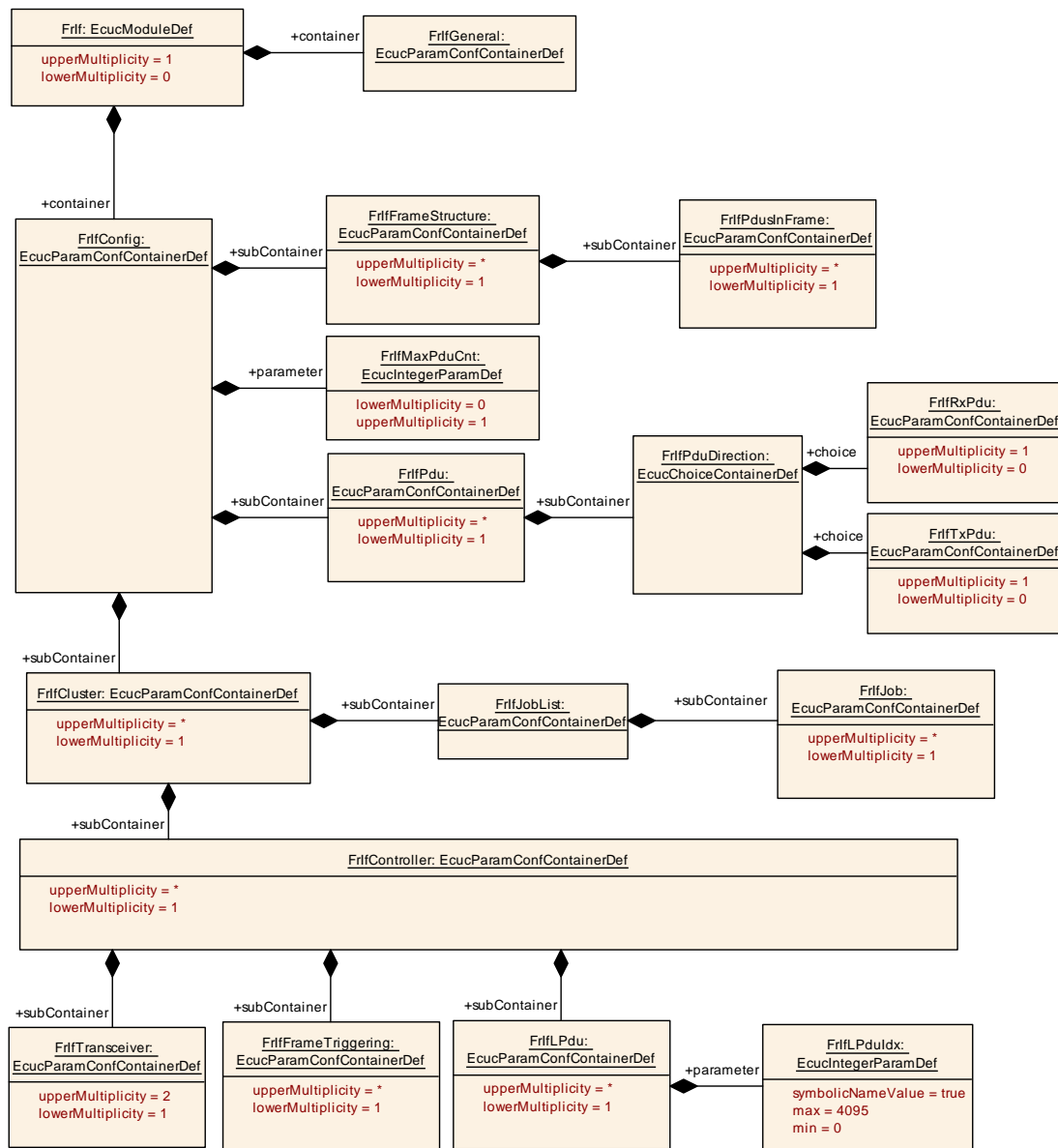


Figure 10.1: FlexRay Interface Module

10.2.2 FrIfGeneral

SWS Item	[ECUC_FrIf_05360]
Container Name	FrIfGeneral
Parent Container	FrIf
Description	This container contains the general configuration parameters of the FlexRay Interface.
Configuration Parameters	

SWS Item	[ECUC_FrIf_06112]		
Parameter Name	FrIfAbsTimerIdx		
Parent Container	FrIfGeneral		
Description	Maximum number of supported absolute timers.		
Multiplicity	1		
Type	EcucIntegerParamDef		
Range	1 .. 15		
Default value	–		
Post-Build Variant Value	false		
Value Configuration Class	Pre-compile time	X	All Variants
	Link time	–	
	Post-build time	–	
Scope / Dependency	scope: local		

SWS Item	[ECUC_FrIf_06108]		
Parameter Name	FrIfAllSlotsSupport		
Parent Container	FrIfGeneral		
Description	Configuration parameter to enable/disable FrIf support to enable/disable of switching from key-slot / single-slot mode to all slot mode.		
Multiplicity	1		
Type	EcucBooleanParamDef		
Default value	–		
Post-Build Variant Value	false		
Value Configuration Class	Pre-compile time	X	All Variants
	Link time	–	
	Post-build time	–	
Scope / Dependency	scope: local		

SWS Item	[ECUC_FrIf_06124]		
Parameter Name	FrIfBusMirroringSupport		
Parent Container	FrIfGeneral		
Description	Configuration parameter to enable/disable FrIf support to enable/disable reporting received/transmitted frames to the Bus Mirroring module.		
Multiplicity	1		
Type	EcucBooleanParamDef		
Default value	false		
Post-Build Variant Value	false		
Value Configuration Class	Pre-compile time	X	All Variants
	Link time	–	
	Post-build time	–	





Scope / Dependency	scope: local
---------------------------	--------------

SWS Item	[ECUC_FrIf_00002]		
Parameter Name	FrIfCancelTransmitSupport		
Parent Container	FrIfGeneral		
Description	Configuration parameter to enable/disable FrIf support to request the cancellation of the I-PDU transmission to FrDrv.		
Multiplicity	1		
Type	EcucBooleanParamDef		
Default value	–		
Post-Build Variant Value	false		
Value Configuration Class	Pre-compile time	X	All Variants
	Link time	–	
	Post-build time	–	
Scope / Dependency	scope: local		

SWS Item	[ECUC_FrIf_06080]		
Parameter Name	FrIfDevErrorDetect		
Parent Container	FrIfGeneral		
Description	Switches the development error detection and notification on or off. <ul style="list-style-type: none"> • true: detection and notification is enabled. • false: detection and notification is disabled. 		
Multiplicity	1		
Type	EcucBooleanParamDef		
Default value	false		
Post-Build Variant Value	false		
Value Configuration Class	Pre-compile time	X	All Variants
	Link time	–	
	Post-build time	–	
Scope / Dependency	scope: local		

SWS Item	[ECUC_FrIf_06110]		
Parameter Name	FrIfDisableLPduSupport		
Parent Container	FrIfGeneral		
Description	Configuration parameter to enable/disable FrIf support to disables the hardware resource of a LPdu for transmission/reception.		
Multiplicity	1		
Type	EcucBooleanParamDef		
Default value	–		
Post-Build Variant Value	false		
Value Configuration Class	Pre-compile time	X	All Variants
	Link time	–	
	Post-build time	–	
Scope / Dependency	scope: local		

SWS Item	[ECUC_FrIf_06102]		
Parameter Name	FrIfDisableTransceiverBranchSupport		
Parent Container	FrIfGeneral		
Description	Configuration parameter to enable/disable FrIf support to disable branches of an active star.		
Multiplicity	1		
Type	EcucBooleanParamDef		
Default value	–		
Post-Build Variant Value	false		
Value Configuration Class	Pre-compile time	X	All Variants
	Link time	–	
	Post-build time	–	
Scope / Dependency	scope: local		

SWS Item	[ECUC_FrIf_06103]		
Parameter Name	FrIfEnableTransceiverBranchSupport		
Parent Container	FrIfGeneral		
Description	Configuration parameter to enable/disable FrIf support to enable branches of an active star.		
Multiplicity	1		
Type	EcucBooleanParamDef		
Default value	–		
Post-Build Variant Value	false		
Value Configuration Class	Pre-compile time	X	All Variants
	Link time	–	
	Post-build time	–	
Scope / Dependency	scope: local		

SWS Item	[ECUC_FrIf_06118]		
Parameter Name	FrIfFreeOpAApiName		
Parent Container	FrIfGeneral		
Description	API name that is called when FREE_OP_A is selected as communication operation. See also chapter 8.8.3 Configurable Interfaces.		
Multiplicity	0..1		
Type	EcucStringParamDef		
Default value	–		
Regular Expression	–		
Post-Build Variant Multiplicity	false		
Post-Build Variant Value	false		
Multiplicity Configuration Class	Pre-compile time	X	All Variants
	Link time	–	
	Post-build time	–	
Value Configuration Class	Pre-compile time	X	All Variants
	Link time	–	
	Post-build time	–	
Scope / Dependency	scope: local		

SWS Item	[ECUC_FrIf_06119]		
Parameter Name	FrIfFreeOpBApiName		
Parent Container	FrIfGeneral		
Description	API name that is called when FREE_OP_B is selected as communication operation. See also chapter 8.8.3 Configurable Interfaces.		
Multiplicity	0..1		
Type	EcucStringParamDef		
Default value	–		
Regular Expression	–		
Post-Build Variant Multiplicity	false		
Post-Build Variant Value	false		
Multiplicity Configuration Class	Pre-compile time	X	All Variants
	Link time	–	
	Post-build time	–	
Value Configuration Class	Pre-compile time	X	All Variants
	Link time	–	
	Post-build time	–	
Scope / Dependency	scope: local		

SWS Item	[ECUC_FrIf_06120]		
Parameter Name	FrIfFreeOpsHeader		
Parent Container	FrIfGeneral		
Description	Defines header file for configurable FREE_OP_A / FREE_OP_B functions.		
Multiplicity	0..1		
Type	EcucStringParamDef		
Default value	–		
Regular Expression	–		
Post-Build Variant Multiplicity	false		
Post-Build Variant Value	false		
Multiplicity Configuration Class	Pre-compile time	X	All Variants
	Link time	–	
	Post-build time	–	
Value Configuration Class	Pre-compile time	X	All Variants
	Link time	–	
	Post-build time	–	
Scope / Dependency	scope: local		

SWS Item	[ECUC_FrIf_06106]		
Parameter Name	FrIfGetClockCorrectionSupport		
Parent Container	FrIfGeneral		
Description	Configuration parameter to enable/disable FrIf support to enable/disable of polling the FlexRay Driver to getting CC clock correction values.		
Multiplicity	1		
Type	EcucBooleanParamDef		
Default value	–		
Post-Build Variant Value	false		
Value Configuration Class	Pre-compile time	X	All Variants
	Link time	–	



△

	Post-build time	–	
Scope / Dependency	scope: local		

SWS Item	[ECUC_FrIf_06105]		
Parameter Name	FrIfGetGetChannelStatusSupport		
Parent Container	FrIfGeneral		
Description	Configuration parameter to enable/disable FrIf support to enable/disable of polling the FlexRay Driver to getting error information about the FlexRay communications bus.		
Multiplicity	1		
Type	EcucBooleanParamDef		
Default value	–		
Post-Build Variant Value	false		
Value Configuration Class	Pre-compile time	X	All Variants
	Link time	–	
	Post-build time	–	
Scope / Dependency	scope: local		

SWS Item	[ECUC_FrIf_06114]		
Parameter Name	FrIfGetNmVectorSupport		
Parent Container	FrIfGeneral		
Description	Configuration parameter to enable/disable FrIf support to request the FlexRay hardware NMVector.		
Multiplicity	1		
Type	EcucBooleanParamDef		
Default value	–		
Post-Build Variant Value	false		
Value Configuration Class	Pre-compile time	X	All Variants
	Link time	–	
	Post-build time	–	
Scope / Dependency	scope: local		

SWS Item	[ECUC_FrIf_06104]		
Parameter Name	FrIfGetNumOfStartupFramesSupport		
Parent Container	FrIfGeneral		
Description	Configuration parameter to enable/disable FrIf support to enable/disable of polling the FlexRay Driver for the actual number of received startup frames on the bus.		
Multiplicity	1		
Type	EcucBooleanParamDef		
Default value	–		
Post-Build Variant Value	false		
Value Configuration Class	Pre-compile time	X	All Variants
	Link time	–	
	Post-build time	–	
Scope / Dependency	scope: local		

SWS Item	[ECUC_Frlf_06107]		
Parameter Name	FrlfGetSyncFrameListSupport		
Parent Container	FrlfGeneral		
Description	Configuration parameter to enable/disable Frlf support to enable/disable of polling the FlexRay Driver to getting a list of actual received sync frames.		
Multiplicity	1		
Type	EcucBooleanParamDef		
Default value	-		
Post-Build Variant Value	false		
Value Configuration Class	Pre-compile time	X	All Variants
	Link time	-	
	Post-build time	-	
Scope / Dependency	scope: local		

SWS Item	[ECUC_Frlf_06101]		
Parameter Name	FrlfGetTransceiverErrorSupport		
Parent Container	FrlfGeneral		
Description	Configuration parameter to enable/disable Frlf support to get the FlexRay Transceiver errors by calling the FlexRay Transceiver module.		
Multiplicity	1		
Type	EcucBooleanParamDef		
Default value	-		
Post-Build Variant Value	false		
Value Configuration Class	Pre-compile time	X	All Variants
	Link time	-	
	Post-build time	-	
Scope / Dependency	scope: local		

SWS Item	[ECUC_Frlf_06111]		
Parameter Name	FrlfGetWakeupRxStatusSupport		
Parent Container	FrlfGeneral		
Description	Configuration parameter to enable/disable Frlf support to get the wakeup received information from the FlexRay controller.		
Multiplicity	1		
Type	EcucBooleanParamDef		
Default value	-		
Post-Build Variant Value	false		
Value Configuration Class	Pre-compile time	X	All Variants
	Link time	-	
	Post-build time	-	
Scope / Dependency	scope: local		

SWS Item	[ECUC_Frlf_06081]		
Parameter Name	FrlfNumClstSupported		
Parent Container	FrlfGeneral		
Description	Maximum number of FlexRay Clusters that the FlexRay Interface supports.		
Multiplicity	1		
Type	EcucIntegerParamDef		





Range	1 .. 15		
Default value	–		
Post-Build Variant Value	false		
Value Configuration Class	Pre-compile time	X	All Variants
	Link time	–	
	Post-build time	–	
Scope / Dependency	scope: local		

SWS Item	[ECUC_FrIf_06082]		
Parameter Name	FrIfNumCtrlSupported		
Parent Container	FrIfGeneral		
Description	Maximum number of FlexRay CCs that the FlexRay Interface supports		
Multiplicity	1		
Type	EcucIntegerParamDef		
Range	1 .. 15		
Default value	–		
Post-Build Variant Value	false		
Value Configuration Class	Pre-compile time	X	All Variants
	Link time	–	
	Post-build time	–	
Scope / Dependency	scope: local		

SWS Item	[ECUC_FrIf_06116]		
Parameter Name	FrIfPublicCddHeaderFile		
Parent Container	FrIfGeneral		
Description	Defines header files for callback functions which shall be included in case of CDDs. Range of characters is 1.. 32.		
Multiplicity	0..*		
Type	EcucStringParamDef		
Default value	–		
Regular Expression	–		
Post-Build Variant Multiplicity	false		
Post-Build Variant Value	false		
Multiplicity Configuration Class	Pre-compile time	X	All Variants
	Link time	–	
	Post-build time	–	
Value Configuration Class	Pre-compile time	X	All Variants
	Link time	–	
	Post-build time	–	
Scope / Dependency	scope: local		

SWS Item	[ECUC_FrIf_06117]		
Parameter Name	FrIfReadCCConfigApi		
Parent Container	FrIfGeneral		
Description	Configuration parameter to enable/disable the optional FrIf_ReadCCConfig API.		
Multiplicity	1		
Type	EcucBooleanParamDef		





Default value	-		
Post-Build Variant Value	false		
Value Configuration Class	Pre-compile time	X	All Variants
	Link time	-	
	Post-build time	-	
Scope / Dependency	scope: local		

SWS Item	[ECUC_FrIf_06109]		
Parameter Name	FrIfReconfigLPduSupport		
Parent Container	FrIfGeneral		
Description	Configuration parameter to enable/disable FrIf support to enable/disable the reconfiguration of a given LPdu according to the parameters (FrameId, Channel, Cycle Repetition, CycleOffset, PayloadLength, HeaderCRC) at runtime.		
Multiplicity	1		
Type	EcucBooleanParamDef		
Default value	-		
Post-Build Variant Value	false		
Value Configuration Class	Pre-compile time	X	All Variants
	Link time	-	
	Post-build time	-	
Scope / Dependency	scope: local		

SWS Item	[ECUC_FrIf_06123]		
Parameter Name	FrIfTxConflictNotificationHeaderName		
Parent Container	FrIfGeneral		
Description	Configuration of the header file name that defines the UL_TxConflictNotification.		
Multiplicity	0..1		
Type	EcucStringParamDef		
Default value	-		
Regular Expression	-		
Post-Build Variant Multiplicity	false		
Post-Build Variant Value	false		
Multiplicity Configuration Class	Pre-compile time	X	All Variants
	Link time	-	
	Post-build time	-	
Value Configuration Class	Pre-compile time	X	All Variants
	Link time	-	
	Post-build time	-	
Scope / Dependency	scope: local dependency: FrIfTxConflictNotificationName		

SWS Item	[ECUC_FrIf_06122]		
Parameter Name	FrIfTxConflictNotificationName		
Parent Container	FrIfGeneral		
Description	Configuration of the API name that is called in case a TxConflict has been detected.		
Multiplicity	0..1		
Type	EcucStringParamDef		





Default value	–		
Regular Expression	–		
Post-Build Variant Multiplicity	false		
Post-Build Variant Value	false		
Multiplicity Configuration Class	Pre-compile time	X	All Variants
	Link time	–	
	Post-build time	–	
Value Configuration Class	Pre-compile time	X	All Variants
	Link time	–	
	Post-build time	–	
Scope / Dependency	scope: local dependency: FrIfTxConflictNotificationHeaderName		

SWS Item	[ECUC_FrIf_00001]		
Parameter Name	FrIfUnusedBitValue		
Parent Container	FrIfGeneral		
Description	Set unused bits of transmitted Pdus to a defined value.		
Multiplicity	0..1		
Type	EcucIntegerParamDef		
Range	0 .. 1		
Default value	–		
Post-Build Variant Multiplicity	false		
Post-Build Variant Value	false		
Multiplicity Configuration Class	Pre-compile time	X	All Variants
	Link time	–	
	Post-build time	–	
Value Configuration Class	Pre-compile time	X	All Variants
	Link time	–	
	Post-build time	–	
Scope / Dependency	scope: local		

SWS Item	[ECUC_FrIf_06083]		
Parameter Name	FrIfVersionInfoApi		
Parent Container	FrIfGeneral		
Description	Enables/disables the existence of the FrIf_GetVersionInfo() API service true: FrIf_GetVersionInfo() API service exists false: FrIf_GetVersionInfo() API service does not exist		
Multiplicity	1		
Type	EcucBooleanParamDef		
Default value	false		
Post-Build Variant Value	false		
Value Configuration Class	Pre-compile time	X	All Variants
	Link time	–	
	Post-build time	–	
Scope / Dependency	scope: local		

No Included Containers

10.2.3 FrIfCluster

SWS Item	[ECUC_FrIf_05366]		
Container Name	FrIfCluster		
Parent Container	FrIfConfig		
Description	This container specifies a FrIf Cluster and all related data which is required to enable communication of the Cluster. A Cluster may consist of more than one Controller.		
Post-Build Variant Multiplicity	false		
Multiplicity Configuration Class	Pre-compile time	X	VARIANT-PRE-COMPILE, VARIANT-LINK-TIME, VARIANT-POST-BUILD
	Link time	–	
	Post-build time	–	
Configuration Parameters			

SWS Item	[ECUC_FrIf_06002]		
Parameter Name	FrIfClstIdx		
Parent Container	FrIfCluster		
Description	This parameter provides a zero-based consecutive index of the FlexRay Clusters. Upper layer BSW modules and the FrIf itself use this index to identify a FlexRay Cluster.		
Multiplicity	1		
Type	EcucIntegerParamDef (Symbolic Name generated for this parameter)		
Range	0 .. 63		
Default value	–		
Post-Build Variant Value	false		
Value Configuration Class	Pre-compile time	X	All Variants
	Link time	–	
	Post-build time	–	
Scope / Dependency	scope: local		

SWS Item	[ECUC_FrIf_00003]		
Parameter Name	FrIfDetectNITError		
Parent Container	FrIfCluster		
Description	Indicates whether NIT error status of each cluster shall be detected or not.		
Multiplicity	1		
Type	EcucBooleanParamDef		
Default value	–		
Post-Build Variant Value	true		
Value Configuration Class	Pre-compile time	X	VARIANT-PRE-COMPILE
	Link time	X	VARIANT-LINK-TIME
	Post-build time	X	VARIANT-POST-BUILD
Scope / Dependency	scope: local		

SWS Item	[ECUC_FrIf_06006]		
Parameter Name	FrIfGChannels		
Parent Container	FrIfCluster		
Description	The channels that are used by the cluster. Implementation Type: Fr_ChannelType		
Multiplicity	1		





Type	EcucEnumerationParamDef		
Range	FR_CHANNEL_A	Cluster uses channel A	
	FR_CHANNEL_AB	Cluster uses channel A and B Implementation Type: Fr_ChannelType	
	FR_CHANNEL_B	Cluster uses channel B	
Post-Build Variant Value	true		
Value Configuration Class	Pre-compile time	X	VARIANT-PRE-COMPILE
	Link time	X	VARIANT-LINK-TIME
	Post-build time	X	VARIANT-POST-BUILD
Scope / Dependency	scope: local		

SWS Item	[ECUC_FrIf_06008]		
Parameter Name	FrIfGColdStartAttempts		
Parent Container	FrIfCluster		
Description	Maximum number of times a node in the cluster is permitted to attempt to start the cluster by initiating schedule synchronization		
Multiplicity	1		
Type	EcucIntegerParamDef		
Range	2 .. 31		
Default value	-		
Post-Build Variant Value	true		
Value Configuration Class	Pre-compile time	X	VARIANT-PRE-COMPILE
	Link time	X	VARIANT-LINK-TIME
	Post-build time	X	VARIANT-POST-BUILD
Scope / Dependency	scope: local		

SWS Item	[ECUC_FrIf_06086]		
Parameter Name	FrIfGCycleCountMax		
Parent Container	FrIfCluster		
Description	Maximum cycle counter value in a given cluster. Remark: Set to 63 for FlexRay Protocol 2.1 Rev. A compliance.		
Multiplicity	1		
Type	EcucIntegerParamDef		
Range	7 .. 63		
Default value	-		
Post-Build Variant Value	true		
Value Configuration Class	Pre-compile time	X	VARIANT-PRE-COMPILE
	Link time	X	VARIANT-LINK-TIME
	Post-build time	X	VARIANT-POST-BUILD
Scope / Dependency	scope: local		

SWS Item	[ECUC_FrIf_06020]		
Parameter Name	FrIfGdActionPointOffset		
Parent Container	FrIfCluster		
Description	Number of macroticks the action point is offset from the beginning of a static slot.		
Multiplicity	1		
Type	EcucIntegerParamDef		





Range	1 .. 63		
Default value	-		
Post-Build Variant Value	true		
Value Configuration Class	Pre-compile time	X	VARIANT-PRE-COMPILE
	Link time	X	VARIANT-LINK-TIME
	Post-build time	X	VARIANT-POST-BUILD
Scope / Dependency	scope: ECU		

SWS Item	[ECUC_Frlf_06021]		
Parameter Name	FrlfGdBit		
Parent Container	FrlfCluster		
Description	Nominal bit time in seconds		
Multiplicity	1		
Type	EcucEnumerationParamDef		
Range	T100NS	-	
	T200NS	-	
	T400NS	-	
Post-Build Variant Value	true		
Value Configuration Class	Pre-compile time	X	VARIANT-PRE-COMPILE
	Link time	X	VARIANT-LINK-TIME
	Post-build time	X	VARIANT-POST-BUILD
Scope / Dependency	scope: local		

SWS Item	[ECUC_Frlf_06024]		
Parameter Name	FrlfGdCasRxLowMax		
Parent Container	FrlfCluster		
Description	Upper limit of the CAS acceptance windows [gdBit] Remark: Range 67 to 99 for FlexRay Protocol 2.1 Rev. A compliance		
Multiplicity	1		
Type	EcucIntegerParamDef		
Range	28 .. 254		
Default value	-		
Post-Build Variant Value	true		
Value Configuration Class	Pre-compile time	X	VARIANT-PRE-COMPILE
	Link time	X	VARIANT-LINK-TIME
	Post-build time	X	VARIANT-POST-BUILD
Scope / Dependency	scope: local		

SWS Item	[ECUC_Frlf_06025]		
Parameter Name	FrlfGdCycle		
Parent Container	FrlfCluster		
Description	Length of the cycle, expressed in [s] Remark: Lower limit 0.000024 for FlexRay Protocol 3.0 compliance.		
Multiplicity	1		
Type	EcucFloatParamDef		
Range	[2.4E-5 .. 0.016]		
Default value	-		





Post-Build Variant Value	true		
Value Configuration Class	Pre-compile time	X	VARIANT-PRE-COMPILE
	Link time	X	VARIANT-LINK-TIME
	Post-build time	X	VARIANT-POST-BUILD
Scope / Dependency	scope: local		

SWS Item	[ECUC_Frf_06026]		
Parameter Name	FrlfGdDynamicSlotIdlePhase		
Parent Container	FrlfCluster		
Description	Duration of the idle phase within a dynamic slot [Minislots].		
Multiplicity	1		
Type	EcucIntegerParamDef		
Range	0 .. 2		
Default value	-		
Post-Build Variant Value	true		
Value Configuration Class	Pre-compile time	X	VARIANT-PRE-COMPILE
	Link time	X	VARIANT-LINK-TIME
	Post-build time	X	VARIANT-POST-BUILD
Scope / Dependency	scope: local		

SWS Item	[ECUC_Frf_00012]		
Parameter Name	FrlfGdIgnoreAfterTx		
Parent Container	FrlfCluster		
Description	Duration for which the bitstrobing is paused after transmission [gdBit]. Remark: Set to 0 for FlexRay Protocol 2.1 Rev. A compliance.		
Multiplicity	1		
Type	EcucIntegerParamDef		
Range	0 .. 15		
Default value	-		
Post-Build Variant Value	true		
Value Configuration Class	Pre-compile time	X	VARIANT-PRE-COMPILE
	Link time	X	VARIANT-LINK-TIME
	Post-build time	X	VARIANT-POST-BUILD
Scope / Dependency	scope: local		

SWS Item	[ECUC_Frf_06027]		
Parameter Name	FrlfGdMacrotick		
Parent Container	FrlfCluster		
Description	Duration of the cluster wide nominal macrotick, expressed in s		
Multiplicity	1		
Type	EcucFloatParamDef		
Range	[1E-6 .. 6E-6]		
Default value	-		
Post-Build Variant Value	true		
Value Configuration Class	Pre-compile time	X	VARIANT-PRE-COMPILE
	Link time	X	VARIANT-LINK-TIME
	Post-build time	X	VARIANT-POST-BUILD





Scope / Dependency	scope: local
---------------------------	--------------

SWS Item	[ECUC_Frlf_06033]		
Parameter Name	FrlfGdMinislot		
Parent Container	FrlfCluster		
Description	Duration of a minislot [Macroticks]		
Multiplicity	1		
Type	EcucIntegerParamDef		
Range	2 .. 63		
Default value	-		
Post-Build Variant Value	true		
Value Configuration Class	Pre-compile time	X	VARIANT-PRE-COMPILE
	Link time	X	VARIANT-LINK-TIME
	Post-build time	X	VARIANT-POST-BUILD
Scope / Dependency	scope: ECU		

SWS Item	[ECUC_Frlf_06032]		
Parameter Name	FrlfGdMiniSlotActionPointOffset		
Parent Container	FrlfCluster		
Description	Number of Macroticks the Minislot action point is offset from the beginning of a Minislot [Macroticks].		
Multiplicity	1		
Type	EcucIntegerParamDef		
Range	1 .. 31		
Default value	-		
Post-Build Variant Value	true		
Value Configuration Class	Pre-compile time	X	VARIANT-PRE-COMPILE
	Link time	X	VARIANT-LINK-TIME
	Post-build time	X	VARIANT-POST-BUILD
Scope / Dependency	scope: local		

SWS Item	[ECUC_Frlf_06034]		
Parameter Name	FrlfGdNit		
Parent Container	FrlfCluster		
Description	Duration of the Network Idle Time [Macroticks] Remark: Upper limit 805 for FlexRay Protocol 2.1 Rev. A compliance.		
Multiplicity	1		
Type	EcucIntegerParamDef		
Range	2 .. 15978		
Default value	-		
Post-Build Variant Value	true		
Value Configuration Class	Pre-compile time	X	VARIANT-PRE-COMPILE
	Link time	X	VARIANT-LINK-TIME
	Post-build time	X	VARIANT-POST-BUILD
Scope / Dependency	scope: local		

SWS Item	[ECUC_FrIf_06035]		
Parameter Name	FrIfGdSampleClockPeriod		
Parent Container	FrIfCluster		
Description	Sample clock period		
Multiplicity	1		
Type	EcucEnumerationParamDef		
Range	T12_5NS	–	
	T25NS	–	
	T50NS	–	
Post-Build Variant Value	true		
Value Configuration Class	Pre-compile time	X	VARIANT-PRE-COMPILE
	Link time	X	VARIANT-LINK-TIME
	Post-build time	X	VARIANT-POST-BUILD
Scope / Dependency	scope: local		

SWS Item	[ECUC_FrIf_06036]		
Parameter Name	FrIfGdStaticSlot		
Parent Container	FrIfCluster		
Description	Duration of a static slot [Macroticks]. Remark: Range 4-661 for FlexRay Protocol 2.1 Rev. A compliance.		
Multiplicity	1		
Type	EcucIntegerParamDef		
Range	3 .. 664		
Default value	–		
Post-Build Variant Value	true		
Value Configuration Class	Pre-compile time	X	VARIANT-PRE-COMPILE
	Link time	X	VARIANT-LINK-TIME
	Post-build time	X	VARIANT-POST-BUILD
Scope / Dependency	scope: local		

SWS Item	[ECUC_FrIf_06037]		
Parameter Name	FrIfGdSymbolWindow		
Parent Container	FrIfCluster		
Description	Duration of the symbol window [Macroticks]. Remark: Range 0-142 for FlexRay Protocol 2.1 Rev. A compliance.		
Multiplicity	1		
Type	EcucIntegerParamDef		
Range	0 .. 162		
Default value	–		
Post-Build Variant Value	true		
Value Configuration Class	Pre-compile time	X	VARIANT-PRE-COMPILE
	Link time	X	VARIANT-LINK-TIME
	Post-build time	X	VARIANT-POST-BUILD
Scope / Dependency	scope: local		

SWS Item	[ECUC_Frlf_00011]		
Parameter Name	FrlfGdSymbolWindowActionPointOffset		
Parent Container	FrlfCluster		
Description	Number of macroticks the action point offset is from the beginning of the symbol window [Macroticks]. Remark: Set to GdActionPointOffset for FlexRay Protocol 2.1 Rev. A compliance.		
Multiplicity	1		
Type	EcucIntegerParamDef		
Range	1 .. 63		
Default value	-		
Post-Build Variant Value	true		
Value Configuration Class	Pre-compile time	X	VARIANT-PRE-COMPILE
	Link time	X	VARIANT-LINK-TIME
	Post-build time	X	VARIANT-POST-BUILD
Scope / Dependency	scope: local		

SWS Item	[ECUC_Frlf_06038]		
Parameter Name	FrlfGdTSSTransmitter		
Parent Container	FrlfCluster		
Description	Number of bits in the Transmission Start Sequence [gdBits]. Remark: Lower limit 3 for FlexRay Protocol 2.1 Rev. A compliance.		
Multiplicity	1		
Type	EcucIntegerParamDef		
Range	1 .. 15		
Default value	-		
Post-Build Variant Value	true		
Value Configuration Class	Pre-compile time	X	VARIANT-PRE-COMPILE
	Link time	X	VARIANT-LINK-TIME
	Post-build time	X	VARIANT-POST-BUILD
Scope / Dependency	scope: local		

SWS Item	[ECUC_Frlf_06039]		
Parameter Name	FrlfGdWakeupRxIdle		
Parent Container	FrlfCluster		
Description	Number of bits used by the node to test the duration of the 'idle' or HIGH phase of a received wakeup [gdBit]. Remarks: This parameter maps to FlexRay Protocol 2.1 Rev. A parameter gdWakeupSymbolRxIdle. Lower limit 14 for FlexRay Protocol 2.1 Rev. A compliance.		
Multiplicity	1		
Type	EcucIntegerParamDef		
Range	8 .. 59		
Default value	-		
Post-Build Variant Value	true		
Value Configuration Class	Pre-compile time	X	VARIANT-PRE-COMPILE
	Link time	X	VARIANT-LINK-TIME
	Post-build time	X	VARIANT-POST-BUILD
Scope / Dependency	scope: local		

SWS Item	[ECUC_FrIf_06040]		
Parameter Name	FrIfGdWakeupRxLow		
Parent Container	FrIfCluster		
Description	Number of bits used by the node to test the duration of the LOW phase of a received wakeup [gdBit]. Remarks: This parameter maps to FlexRay Protocol 2.1 Rev. A parameter gdWakeupSymbolRxLow. Lower limit 11 for FlexRay Protocol 2.1 Rev. A compliance.		
Multiplicity	1		
Type	EcucIntegerParamDef		
Range	8 .. 59		
Default value	–		
Post-Build Variant Value	true		
Value Configuration Class	Pre-compile time	X	VARIANT-PRE-COMPILE
	Link time	X	VARIANT-LINK-TIME
	Post-build time	X	VARIANT-POST-BUILD
Scope / Dependency	scope: local		

SWS Item	[ECUC_FrIf_06041]		
Parameter Name	FrIfGdWakeupRxWindow		
Parent Container	FrIfCluster		
Description	The size of the window used to detect wakeups [gdBit]. Remarks: This parameter maps to FlexRay Protocol 2.1 Rev. A parameter gdWakeupSymbolRxWindow. Upper limit 301 for FlexRay Protocol 2.1 Rev. A compliance.		
Multiplicity	1		
Type	EcucIntegerParamDef		
Range	76 .. 485		
Default value	–		
Post-Build Variant Value	true		
Value Configuration Class	Pre-compile time	X	VARIANT-PRE-COMPILE
	Link time	X	VARIANT-LINK-TIME
	Post-build time	X	VARIANT-POST-BUILD
Scope / Dependency	scope: local		

SWS Item	[ECUC_FrIf_06043]		
Parameter Name	FrIfGdWakeupTxActive		
Parent Container	FrIfCluster		
Description	Number of bits used by the node to transmit the LOW phase of awakeup symbol and the HIGH and LOW phases of a WUDOP [gdBit]. Remarks: This parameter maps to FlexRay Protocol 2.1 Rev. A parameter gdWakeupSymbolTxLow.		
Multiplicity	1		
Type	EcucIntegerParamDef		
Range	15 .. 60		
Default value	–		
Post-Build Variant Value	true		
Value Configuration Class	Pre-compile time	X	VARIANT-PRE-COMPILE
	Link time	X	VARIANT-LINK-TIME
	Post-build time	X	VARIANT-POST-BUILD
Scope / Dependency	scope: local		

SWS Item	[ECUC_FrIf_06042]		
Parameter Name	FrIfGdWakeupTxIdle		
Parent Container	FrIfCluster		
Description	Number of bits used by the node to transmit the 'idle' part of a wakeup symbol [gdBit]. Remarks: This parameter maps to FlexRay Protocol 2.1 Rev. A parameter gdWakeupSymbolTxIdle.		
Multiplicity	1		
Type	EcucIntegerParamDef		
Range	45 .. 180		
Default value	-		
Post-Build Variant Value	true		
Value Configuration Class	Pre-compile time	X	VARIANT-PRE-COMPILE
	Link time	X	VARIANT-LINK-TIME
	Post-build time	X	VARIANT-POST-BUILD
Scope / Dependency	scope: local		

SWS Item	[ECUC_FrIf_06009]		
Parameter Name	FrIfGListenNoise		
Parent Container	FrIfCluster		
Description	Upper limit for the start up listen timeout and wake up listen timeout in the presence of noise. It is used as a multiplier of the node parameter pdListenTimeout.		
Multiplicity	1		
Type	EcucIntegerParamDef		
Range	2 .. 16		
Default value	-		
Post-Build Variant Value	true		
Value Configuration Class	Pre-compile time	X	VARIANT-PRE-COMPILE
	Link time	X	VARIANT-LINK-TIME
	Post-build time	X	VARIANT-POST-BUILD
Scope / Dependency	scope: local		

SWS Item	[ECUC_FrIf_06010]		
Parameter Name	FrIfGMacroPerCycle		
Parent Container	FrIfCluster		
Description	Number of macroticks in a communication cycle. Note: Lower limit 10 for FlexRay Protocol 2.1 Rev. A compliance		
Multiplicity	1		
Type	EcucIntegerParamDef		
Range	8 .. 16000		
Default value	-		
Post-Build Variant Value	true		
Value Configuration Class	Pre-compile time	X	VARIANT-PRE-COMPILE
	Link time	X	VARIANT-LINK-TIME
	Post-build time	X	VARIANT-POST-BUILD
Scope / Dependency	scope: local		

SWS Item	[ECUC_FrIf_06011]		
Parameter Name	FrIfGMaxWithoutClockCorrectFatal		
Parent Container	FrIfCluster		
Description	Threshold used for testing the vClockCorrectionFailed counter. Defines the number of consecutive even/odd Cycle pairs with missing clock correction terms that will cause the protocol to transition from the POC:normal active or POC:normal passive state into the POC:halt state. [Even/odd cycle pairs].		
Multiplicity	1		
Type	EcucIntegerParamDef		
Range	1 .. 15		
Default value	-		
Post-Build Variant Value	true		
Value Configuration Class	Pre-compile time	X	VARIANT-PRE-COMPILE
	Link time	X	VARIANT-LINK-TIME
	Post-build time	X	VARIANT-POST-BUILD
Scope / Dependency	scope: local		

SWS Item	[ECUC_FrIf_06012]		
Parameter Name	FrIfGMaxWithoutClockCorrectPassive		
Parent Container	FrIfCluster		
Description	Threshold used for testing the vClockCorrectionFailed counter. Defines the number of consecutive even/odd Cycle pairs with missing clock correction terms that will cause the protocol to transition from the POC:normal active state to the POC:normal passive state. [Even/Odd cycle pairs]		
Multiplicity	1		
Type	EcucIntegerParamDef		
Range	1 .. 15		
Default value	-		
Post-Build Variant Value	true		
Value Configuration Class	Pre-compile time	X	VARIANT-PRE-COMPILE
	Link time	X	VARIANT-LINK-TIME
	Post-build time	X	VARIANT-POST-BUILD
Scope / Dependency	scope: local		

SWS Item	[ECUC_FrIf_06013]		
Parameter Name	FrIfGNetworkManagementVectorLength		
Parent Container	FrIfCluster		
Description	Length of the Network Management vector in a cluster [bytes]		
Multiplicity	1		
Type	EcucIntegerParamDef		
Range	0 .. 12		
Default value	-		
Post-Build Variant Value	true		
Value Configuration Class	Pre-compile time	X	VARIANT-PRE-COMPILE
	Link time	X	VARIANT-LINK-TIME
	Post-build time	X	VARIANT-POST-BUILD
Scope / Dependency	scope: local		

SWS Item	[ECUC_FrIf_06014]		
Parameter Name	FrIfGNumberOfMinislots		
Parent Container	FrIfCluster		
Description	Number of minislots in the dynamic segment Remark: Upper limit 7986 for FlexRay Protocol 2.1 Rev. A compliance		
Multiplicity	1		
Type	EcucIntegerParamDef		
Range	0 .. 7988		
Default value	-		
Post-Build Variant Value	true		
Value Configuration Class	Pre-compile time	X	VARIANT-PRE-COMPILE
	Link time	X	VARIANT-LINK-TIME
	Post-build time	X	VARIANT-POST-BUILD
Scope / Dependency	scope: local		

SWS Item	[ECUC_FrIf_06015]		
Parameter Name	FrIfGNumberOfStaticSlots		
Parent Container	FrIfCluster		
Description	Number of static slots in the static segment		
Multiplicity	1		
Type	EcucIntegerParamDef		
Range	2 .. 1023		
Default value	-		
Post-Build Variant Value	true		
Value Configuration Class	Pre-compile time	X	VARIANT-PRE-COMPILE
	Link time	X	VARIANT-LINK-TIME
	Post-build time	X	VARIANT-POST-BUILD
Scope / Dependency	scope: local		

SWS Item	[ECUC_FrIf_06018]		
Parameter Name	FrIfGPayloadLengthStatic		
Parent Container	FrIfCluster		
Description	Payload length of a static frame [16 bit words]		
Multiplicity	1		
Type	EcucIntegerParamDef		
Range	0 .. 127		
Default value	-		
Post-Build Variant Value	true		
Value Configuration Class	Pre-compile time	X	VARIANT-PRE-COMPILE
	Link time	X	VARIANT-LINK-TIME
	Post-build time	X	VARIANT-POST-BUILD
Scope / Dependency	scope: local		

SWS Item	[ECUC_FrIf_06019]		
Parameter Name	FrIfGSyncFrameIDCountMax		
Parent Container	FrIfCluster		





Description	Maximum number of distinct syncframe identifiers present in a given cluster. This parameter maps to FlexRay Protocol 2.1 Rev. A parameter gSyncNodeMax.		
Multiplicity	1		
Type	EcucIntegerParamDef		
Range	2 .. 15		
Default value	-		
Post-Build Variant Value	true		
Value Configuration Class	Pre-compile time	X	VARIANT-PRE-COMPILE
	Link time	X	VARIANT-LINK-TIME
	Post-build time	X	VARIANT-POST-BUILD
Scope / Dependency	scope: local		

SWS Item	[ECUC_Frlf_06003]		
Parameter Name	FrlfMainFunctionPeriod		
Parent Container	FrlfCluster		
Description	The execution cycle of the Frlf_MainFunction_<FrlfCluster.ShortName>() in seconds. The Frlf does not require this information but the BSW scheduler, which invokes the cluster main functions, needs it in order to plan its tasks.		
Multiplicity	1		
Type	EcucFloatParamDef		
Range]0 .. INF[
Default value	-		
Post-Build Variant Value	false		
Value Configuration Class	Pre-compile time	X	VARIANT-PRE-COMPILE
	Link time	X	VARIANT-LINK-TIME, VARIANT-POST-BUILD
	Post-build time	-	
Scope / Dependency	scope: local		

SWS Item	[ECUC_Frlf_00004]		
Parameter Name	FrlfSafetyMargin		
Parent Container	FrlfCluster		
Description	Additional timespan in macroticks which takes jitter into account to be able to set the JobListPointer to the next possible job which can be executed in case the FlexRay Job List Execution Function has be resynchronized.		
Multiplicity	1		
Type	EcucIntegerParamDef		
Range	0 .. 1024000		
Default value	-		
Post-Build Variant Value	true		
Value Configuration Class	Pre-compile time	X	VARIANT-PRE-COMPILE
	Link time	X	VARIANT-LINK-TIME
	Post-build time	X	VARIANT-POST-BUILD
Scope / Dependency	scope: local		

Included Containers		
Container Name	Multiplicity	Scope / Dependency
FrIfClusterDemEventParameter Refs	0..1	Container for the references to DemEventParameter elements which shall be invoked using the API Dem_SetEventStatus in case the corresponding error occurs. The EventId is taken from the referenced DemEventParameter's DemEventId symbolic value. The standardized errors are provided in this container and can be extended by vendor-specific error references.
FrIfController	1..*	This container contains the configuration of FlexRay CC.
FrIfJobList	1	This container specifies a list of all FlexRay Jobs of the Cluster to be performed by FrIf_JobListExec_<FrIfCluster.ShortName>().

10.2.4 FrIfController

SWS Item	[ECUC_FrIf_05363]		
Container Name	FrIfController		
Parent Container	FrIfCluster		
Description	This container contains the configuration of FlexRay CC.		
Post-Build Variant Multiplicity	false		
Multiplicity Configuration Class	Pre-compile time	X	VARIANT-PRE-COMPILE, VARIANT-LINK-TIME, VARIANT-POST-BUILD
	Link time	–	
	Post-build time	–	
Configuration Parameters			

SWS Item	[ECUC_FrIf_06045]		
Parameter Name	FrIfCtrlIdx		
Parent Container	FrIfController		
Description	This parameter provides a zero-based consecutive index of the FlexRay Communication Controllers. Upper layer BSW modules and the FrIf itself use this index to identify a FlexRay CC.		
Multiplicity	1		
Type	EcucIntegerParamDef (Symbolic Name generated for this parameter)		
Range	0 .. 31		
Default value	–		
Post-Build Variant Value	false		
Value Configuration Class	Pre-compile time	X	All Variants
	Link time	–	
	Post-build time	–	
Scope / Dependency	scope: ECU		

SWS Item	[ECUC_FrIf_06044]		
Parameter Name	FrIfFrCtrlRef		
Parent Container	FrIfController		
Description	Reference to a Controller, which is handled by a specific Driver. This reference is unique for the ECU.		
Multiplicity	1		





Type	Symbolic name reference to FrController		
Post-Build Variant Value	true		
Value Configuration Class	Pre-compile time	X	VARIANT-PRE-COMPILE
	Link time	X	VARIANT-LINK-TIME
	Post-build time	X	VARIANT-POST-BUILD
Scope / Dependency	scope: ECU		

Included Containers		
Container Name	Multiplicity	Scope / Dependency
FrIfFrameTriggering	1..*	A Frame triggering contains the communication parameters of the FlexRay Frame as well as a reference to the Frame Construction Plan.
FrIfLPdu	1..*	Reference to a L-PDU index
FrIfTransceiver	1..2	Up to two FlexRay Transceivers may connect a Controller to a Cluster. This container realizes a Controller-Transceiver assignment.

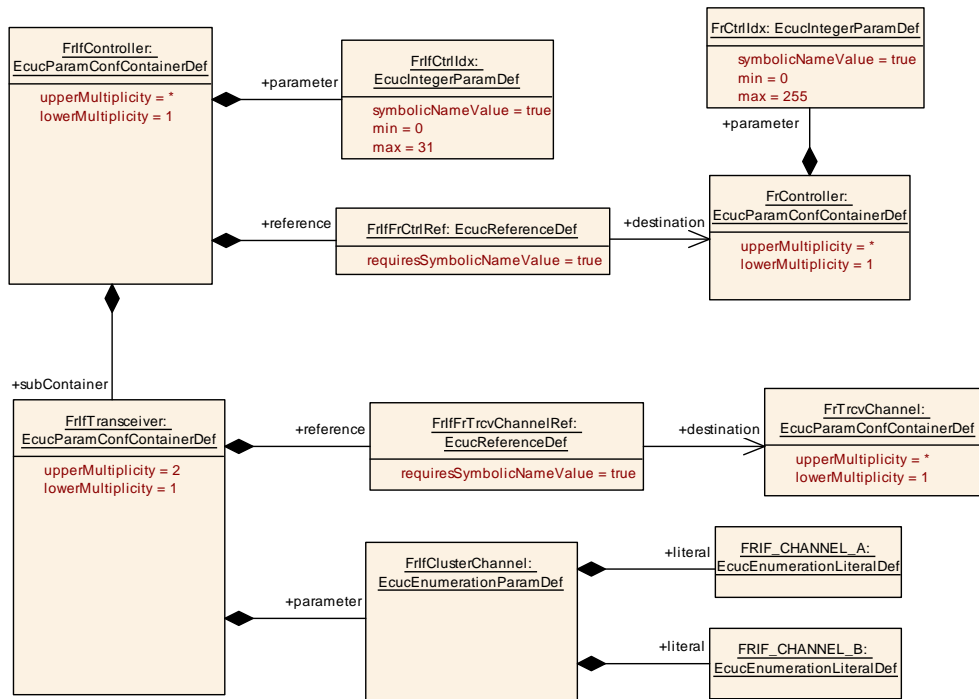


Figure 10.2: FlexRay Interface Controller (hardware reference)

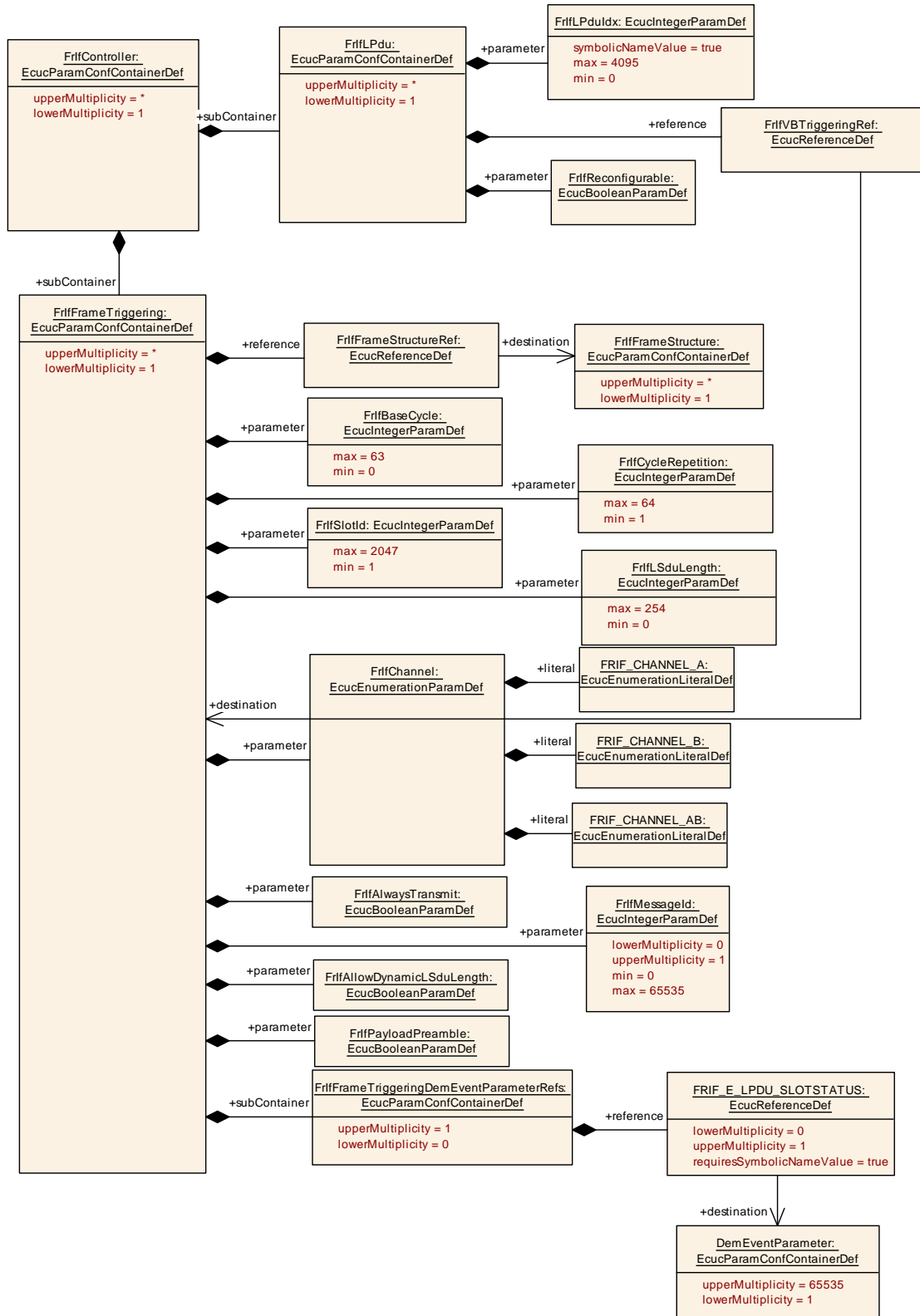


Figure 10.3: FlexRay Interface Controller (data reference)

10.2.5 FrIfTransceiver

SWS Item	[ECUC_FrIf_05391]
Container Name	FrIfTransceiver
Parent Container	FrIfController
Description	Up to two FlexRay Transceivers may connect a Controller to a Cluster. This container realizes a Controller-Transceiver assignment.
Configuration Parameters	

SWS Item	[ECUC_FrIf_06062]		
Parameter Name	FrIfClusterChannel		
Parent Container	FrIfTransceiver		
Description	This parameter identifies to which one of the two Channels (A, B, A and B) of the Cluster the Transceiver is connected. FrIfClusterChannel shall map to Fr_ChannelType: FRIF_CHANNEL_A == FR_CHANNEL_A FRIF_CHANNEL_B == FR_CHANNEL_B FR_CHANNEL_AB shall not be used.		
Multiplicity	1		
Type	EcucEnumerationParamDef		
Range	FRIF_CHANNEL_A	Channel A	
	FRIF_CHANNEL_B	Channel B	
Post-Build Variant Value	true		
Value Configuration Class	Pre-compile time	X	VARIANT-PRE-COMPILE
	Link time	X	VARIANT-LINK-TIME
	Post-build time	X	VARIANT-POST-BUILD
Scope / Dependency	scope: local		

SWS Item	[ECUC_FrIf_06061]		
Parameter Name	FrIfFrTrcvChannelRef		
Parent Container	FrIfTransceiver		
Description	Reference to a Transceiver Driver Channel. This reference is unique for the ECU.		
Multiplicity	1		
Type	Symbolic name reference to FrTrcvChannel		
Post-Build Variant Value	true		
Value Configuration Class	Pre-compile time	X	VARIANT-PRE-COMPILE
	Link time	X	VARIANT-LINK-TIME
	Post-build time	X	VARIANT-POST-BUILD
Scope / Dependency	scope: ECU		

No Included Containers

10.2.6 FrIfLPdu

SWS Item	[ECUC_FrIf_05364]
Container Name	FrIfLPdu
Parent Container	FrIfController
Description	Reference to a L-PDU index





Post-Build Variant Multiplicity	true		
Multiplicity Configuration Class	Pre-compile time	X	VARIANT-PRE-COMPILE
	Link time	X	VARIANT-LINK-TIME
	Post-build time	X	VARIANT-POST-BUILD
Configuration Parameters			

SWS Item	[ECUC_FrIf_06058]		
Parameter Name	FrIfLPduldx		
Parent Container	FrIfLPdu		
Description	This parameter identifies the L-PDU in the interaction between FlexRay Interface and FlexRay Driver.		
Multiplicity	1		
Type	EcucIntegerParamDef (Symbolic Name generated for this parameter)		
Range	0 .. 4095		
Default value	-		
Post-Build Variant Value	false		
Value Configuration Class	Pre-compile time	X	All Variants
	Link time	-	
	Post-build time	-	
Scope / Dependency	scope: local		

SWS Item	[ECUC_FrIf_00008]		
Parameter Name	FrIfReconfigurable		
Parent Container	FrIfLPdu		
Description	This parameter specifies that this LPdu is reconfigurable using FrIf_ReconfigLPdu. This means that this LPdu can be assigned to a different FrameTriggering at runtime. However, this reconfiguration is limited by hardware constraints. The direction of the LPdu cannot be reconfigured.		
Multiplicity	1		
Type	EcucBooleanParamDef		
Default value	-		
Post-Build Variant Value	true		
Value Configuration Class	Pre-compile time	X	VARIANT-PRE-COMPILE
	Link time	X	VARIANT-LINK-TIME
	Post-build time	X	VARIANT-POST-BUILD
Scope / Dependency	scope: local		

SWS Item	[ECUC_FrIf_06057]		
Parameter Name	FrIfVBTriggeringRef		
Parent Container	FrIfLPdu		
Description	Reference to the assigned Frame triggering.		
Multiplicity	1		
Type	Reference to FrIfFrameTriggering		
Post-Build Variant Value	true		
Value Configuration Class	Pre-compile time	X	VARIANT-PRE-COMPILE
	Link time	X	VARIANT-LINK-TIME
	Post-build time	X	VARIANT-POST-BUILD
Scope / Dependency	scope: local		

No Included Containers

10.2.7 FrlfFrameTriggering

SWS Item	[ECUC_Frlf_06090]		
Container Name	FrlfFrameTriggering		
Parent Container	FrlfController		
Description	A Frame triggering contains the communication parameters of the FlexRay Frame as well as a reference to the Frame Construction Plan.		
Post-Build Variant Multiplicity	true		
Multiplicity Configuration Class	Pre-compile time	X	VARIANT-PRE-COMPILE
	Link time	X	VARIANT-LINK-TIME
	Post-build time	X	VARIANT-POST-BUILD
Configuration Parameters			

SWS Item	[ECUC_Frlf_06049]		
Parameter Name	FrlfAllowDynamicLsduLength		
Parent Container	FrlfFrameTriggering		
Description	Allows L-PDU length reduction ('FrlfLsduLength' defines max. length) and indicates that the related CC buffer has to be reconfigured for the actual length and Header-CRC before transmission of the L-PDU.		
Multiplicity	1		
Type	EcucBooleanParamDef		
Default value	-		
Post-Build Variant Value	true		
Value Configuration Class	Pre-compile time	X	VARIANT-PRE-COMPILE
	Link time	X	VARIANT-LINK-TIME
	Post-build time	X	VARIANT-POST-BUILD
Scope / Dependency	scope: local		

SWS Item	[ECUC_Frlf_00013]		
Parameter Name	FrlfAlwaysTransmit		
Parent Container	FrlfFrameTriggering		
Description	Defines whether the driver's API function Fr_TransmitTxLPdu() shall always be called for this L-PDU.		
Multiplicity	1		
Type	EcucBooleanParamDef		
Default value	-		
Post-Build Variant Value	true		
Value Configuration Class	Pre-compile time	X	VARIANT-PRE-COMPILE
	Link time	X	VARIANT-LINK-TIME
	Post-build time	X	VARIANT-POST-BUILD
Scope / Dependency	scope: local		

SWS Item	[ECUC_Frlf_06051]		
Parameter Name	FrlfBaseCycle		
Parent Container	FrlfFrameTriggering		
Description	This parameter contains the FlexRay Base Cycle used to transmit this FlexRay Frame.		
Multiplicity	1		
Type	EcucIntegerParamDef		





Range	0 .. 63		
Default value	-		
Post-Build Variant Value	true		
Value Configuration Class	Pre-compile time	X	VARIANT-PRE-COMPILE
	Link time	X	VARIANT-LINK-TIME
	Post-build time	X	VARIANT-POST-BUILD
Scope / Dependency	scope: local		

SWS Item	[ECUC_FrIf_06052]		
Parameter Name	FrIfChannel		
Parent Container	FrIfFrameTriggering		
Description	This parameter contains the FlexRay Channel used to transmit this FlexRay Frame.		
Multiplicity	1		
Type	EcucEnumerationParamDef		
Range	FRIF_CHANNEL_A	Channel A	
	FRIF_CHANNEL_AB	Channel A and B	
	FRIF_CHANNEL_B	Channel B	
Post-Build Variant Value	true		
Value Configuration Class	Pre-compile time	X	VARIANT-PRE-COMPILE
	Link time	X	VARIANT-LINK-TIME
	Post-build time	X	VARIANT-POST-BUILD
Scope / Dependency	scope: local		

SWS Item	[ECUC_FrIf_06053]		
Parameter Name	FrIfCycleRepetition		
Parent Container	FrIfFrameTriggering		
Description	This parameter contains the FlexRay Cycle Repetition used to transmit this FlexRay Frame. Possible values for FlexRay Protocol version 2.1: 1,2,4,8,16,32,64 Possible values for FlexRay Protocol version 3.0: 1,2,4,5,8,10,16,20,32,40,50,64		
Multiplicity	1		
Type	EcucIntegerParamDef		
Range	1 .. 64		
Default value	-		
Post-Build Variant Value	true		
Value Configuration Class	Pre-compile time	X	VARIANT-PRE-COMPILE
	Link time	X	VARIANT-LINK-TIME
	Post-build time	X	VARIANT-POST-BUILD
Scope / Dependency	scope: local		

SWS Item	[ECUC_FrIf_06054]		
Parameter Name	FrIfLSduLength		
Parent Container	FrIfFrameTriggering		
Description	The payload length of the Frame is given here. This parameter is required for validation if configured PDUs and update information fits into the Frame at configuration time [bytes].		
Multiplicity	1		





Type	EcucIntegerParamDef		
Range	0 .. 254		
Default value	–		
Post-Build Variant Value	true		
Value Configuration Class	Pre-compile time	X	VARIANT-PRE-COMPILE
	Link time	X	VARIANT-LINK-TIME
	Post-build time	X	VARIANT-POST-BUILD
Scope / Dependency	scope: local dependency: The parameter depends on the low level parameters of the FlexRay CC.		

SWS Item	[ECUC_Frlf_00010]		
Parameter Name	FrlfMessageld		
Parent Container	FrlfFrameTriggering		
Description	The first two bytes of the payload segment of the FlexRay frame format for frames transmitted in the dynamic segment can be used as receiver filterable data called the message ID.		
Multiplicity	0..1		
Type	EcucIntegerParamDef		
Range	0 .. 65535		
Default value	–		
Post-Build Variant Multiplicity	true		
Post-Build Variant Value	true		
Multiplicity Configuration Class	Pre-compile time	X	VARIANT-PRE-COMPILE
	Link time	X	VARIANT-LINK-TIME
	Post-build time	X	VARIANT-POST-BUILD
Value Configuration Class	Pre-compile time	X	VARIANT-PRE-COMPILE
	Link time	X	VARIANT-LINK-TIME
	Post-build time	X	VARIANT-POST-BUILD
Scope / Dependency	scope: local		

SWS Item	[ECUC_Frlf_06055]		
Parameter Name	FrlfPayloadPreamble		
Parent Container	FrlfFrameTriggering		
Description	Switching the Payload Preamble bit.		
Multiplicity	1		
Type	EcucBooleanParamDef		
Default value	–		
Post-Build Variant Value	true		
Value Configuration Class	Pre-compile time	X	VARIANT-PRE-COMPILE
	Link time	X	VARIANT-LINK-TIME
	Post-build time	X	VARIANT-POST-BUILD
Scope / Dependency	scope: local		

SWS Item	[ECUC_Frlf_06056]		
Parameter Name	FrlfSlotId		
Parent Container	FrlfFrameTriggering		
Description	This parameter contains the FlexRay Slot ID used to transmit this FlexRay Frame.		





Multiplicity	1		
Type	EcucIntegerParamDef		
Range	1 .. 2047		
Default value	-		
Post-Build Variant Value	true		
Value Configuration Class	Pre-compile time	X	VARIANT-PRE-COMPILE
	Link time	X	VARIANT-LINK-TIME
	Post-build time	X	VARIANT-POST-BUILD
Scope / Dependency	scope: local		

SWS Item	[ECUC_FrIf_06048]		
Parameter Name	FrIfFrameStructureRef		
Parent Container	FrIfFrameTriggering		
Description	Reference to the Construction Plan of the FlexRay Frame.		
Multiplicity	1		
Type	Reference to FrIfFrameStructure		
Post-Build Variant Value	true		
Value Configuration Class	Pre-compile time	X	VARIANT-PRE-COMPILE
	Link time	X	VARIANT-LINK-TIME
	Post-build time	X	VARIANT-POST-BUILD
Scope / Dependency	scope: local		

Included Containers		
Container Name	Multiplicity	Scope / Dependency
FrIfFrameTriggeringDemEventParameterRefs	0..1	Container for the references to DemEventParameter elements which shall be invoked using the API Dem_SetEventStatus in case the corresponding error occurs. The EventId is taken from the referenced DemEventParameter's DemEventId symbolic value. The standardized errors are provided in this container and can be extended by vendor-specific error references.

10.2.8 FrIfJobList

SWS Item	[ECUC_FrIf_05367]
Container Name	FrIfJobList
Parent Container	FrIfCluster
Description	This container specifies a list of all FlexRay Jobs of the Cluster to be performed by FrIf_JobListExec_<FrIfCluster.ShortName>().
Configuration Parameters	

SWS Item	[ECUC_FrIf_06063]
Parameter Name	FrIfAbsTimerRef
Parent Container	FrIfJobList
Description	Reference to the absolute timer to be used to trigger the interrupt whose ISR contains the FrIf_JobListExec_<FrIfCluster.ShortName>() function.
Multiplicity	1





Type	Symbolic name reference to FrAbsoluteTimer		
Post-Build Variant Value	true		
Value Configuration Class	Pre-compile time	X	VARIANT-PRE-COMPILE
	Link time	X	VARIANT-LINK-TIME
	Post-build time	X	VARIANT-POST-BUILD
Scope / Dependency	scope: local		

Included Containers		
Container Name	Multiplicity	Scope / Dependency
FrIfJob	1..*	A job may contain more than one operation that are executed at a specific point in time.

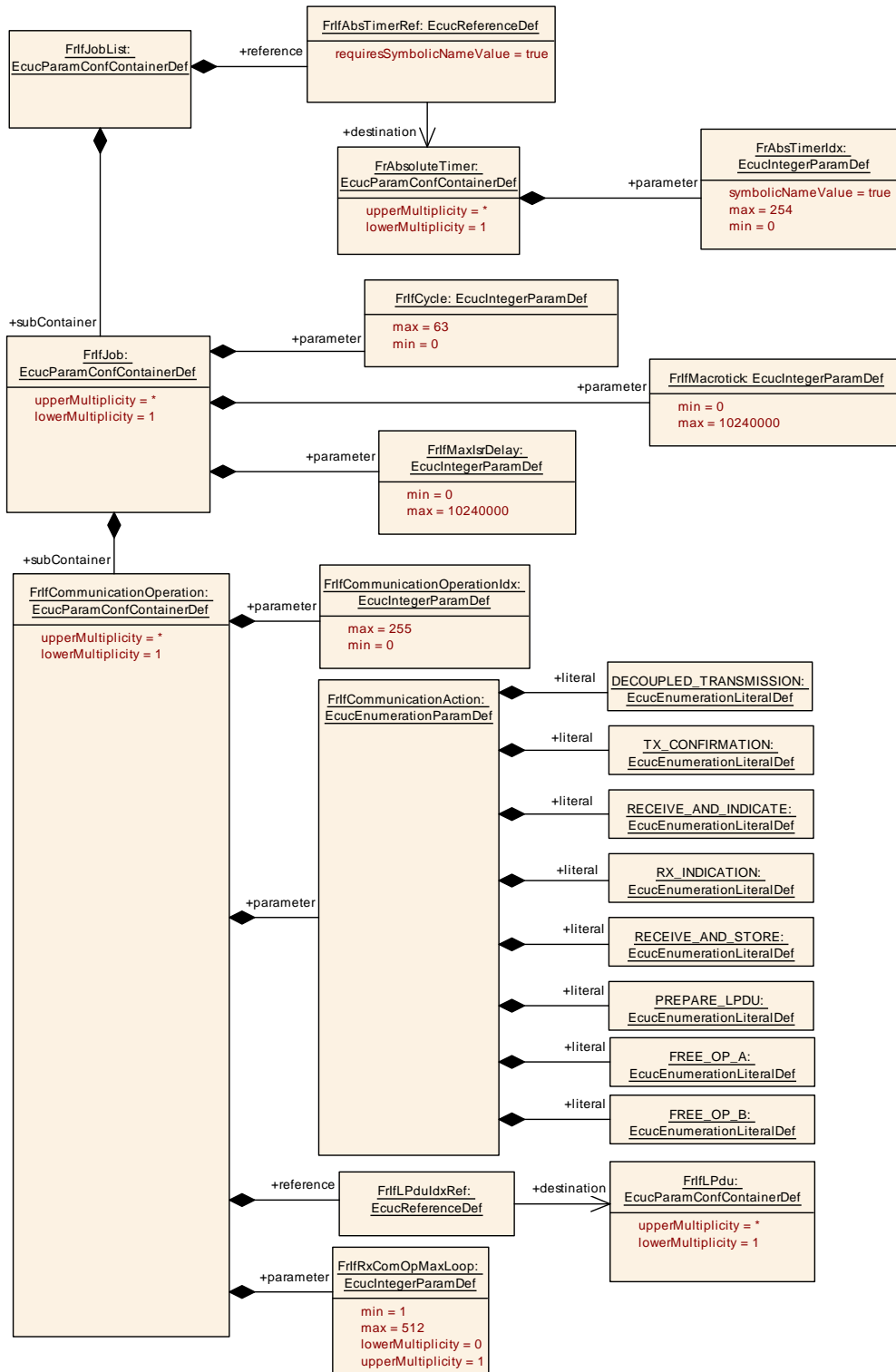


Figure 10.4: FlexRay Interface Joblist

10.2.9 FrIfJob

SWS Item	[ECUC_FrIf_05368]		
Container Name	FrIfJob		
Parent Container	FrIfJobList		
Description	A job may contain more than one operation that are executed at a specific point in time.		
Post-Build Variant Multiplicity	true		
Multiplicity Configuration Class	Pre-compile time	X	VARIANT-PRE-COMPILE
	Link time	X	VARIANT-LINK-TIME
	Post-build time	X	VARIANT-POST-BUILD
Configuration Parameters			

SWS Item	[ECUC_FrIf_06064]		
Parameter Name	FrIfCycle		
Parent Container	FrIfJob		
Description	The FlexRay Cycle in which the communication operation will execute this job		
Multiplicity	1		
Type	EcucIntegerParamDef		
Range	0 .. 63		
Default value	-		
Post-Build Variant Value	true		
Value Configuration Class	Pre-compile time	X	VARIANT-PRE-COMPILE
	Link time	X	VARIANT-LINK-TIME
	Post-build time	X	VARIANT-POST-BUILD
Scope / Dependency	scope: local		

SWS Item	[ECUC_FrIf_06065]		
Parameter Name	FrIfMacroTick		
Parent Container	FrIfJob		
Description	MacroTick offset in the Cycle [MacroTick]		
Multiplicity	1		
Type	EcucIntegerParamDef		
Range	0 .. 10240000		
Default value	-		
Post-Build Variant Value	true		
Value Configuration Class	Pre-compile time	X	VARIANT-PRE-COMPILE
	Link time	X	VARIANT-LINK-TIME
	Post-build time	X	VARIANT-POST-BUILD
Scope / Dependency	scope: local		

SWS Item	[ECUC_FrIf_06004]		
Parameter Name	FrIfMaxIsrDelay		
Parent Container	FrIfJob		
Description	The maximum delay in macroticks the FrIf_JobListExec_<FrIfCluster.ShortName>() function is processed after the absolute timer interrupt was triggered.		
Multiplicity	1		
Type	EcucIntegerParamDef		





Range	0 .. 10240000		
Default value	-		
Post-Build Variant Value	true		
Value Configuration Class	Pre-compile time	X	VARIANT-PRE-COMPILE
	Link time	X	VARIANT-LINK-TIME
	Post-build time	X	VARIANT-POST-BUILD
Scope / Dependency	scope: local		

Included Containers		
Container Name	Multiplicity	Scope / Dependency
FrlfCommunicationOperation	1..*	A separate operation which is part of a FlexRay Job and defines what type of action is executed.

10.2.10 FrlfCommunicationOperation

SWS Item	[ECUC_Frlf_05369]		
Container Name	FrlfCommunicationOperation		
Parent Container	FrlfJob		
Description	A separate operation which is part of a FlexRay Job and defines what type of action is executed.		
Post-Build Variant Multiplicity	true		
Multiplicity Configuration Class	Pre-compile time	X	VARIANT-PRE-COMPILE
	Link time	X	VARIANT-LINK-TIME
	Post-build time	X	VARIANT-POST-BUILD
Configuration Parameters			

SWS Item	[ECUC_Frlf_06067]		
Parameter Name	FrlfCommunicationAction		
Parent Container	FrlfCommunicationOperation		
Description	The action to be performed in the FlexRay Operation		
Multiplicity	1		
Type	EcucEnumerationParamDef		
Range	DECOUPLED_TRANSMISSION	Decoupled transmission	
	FREE_OP_A	User defined communication operation.	
	FREE_OP_B	User defined communication operation.	
	PREPARE_LPDU	Prepare message buffer of CC	
	RECEIVE_AND_INDICATE	Immediate reception	
	RECEIVE_AND_STORE	Decoupled reception	
	RX_INDICATION	Reception indication	
	TX_CONFIRMATION	Transmission confirmation with optional Tx Conflict check	
Post-Build Variant Value	true		
Value Configuration Class	Pre-compile time	X	VARIANT-PRE-COMPILE
	Link time	X	VARIANT-LINK-TIME
	Post-build time	X	VARIANT-POST-BUILD





Scope / Dependency	scope: local dependency: FrIfCommunicationAction can be configured as PREPARE_LPDU only if FrPrepareLPduSupport (ECUC_Fr_00453) is configured as TRUE.
---------------------------	---

SWS Item	[ECUC_FrIf_06068]		
Parameter Name	FrIfCommunicationOperationIdx		
Parent Container	FrIfCommunicationOperation		
Description	For each FlexRay Communication Job, this index spans a range of zero-based consecutive values and thus defines the order of the FlexRay Communication Operation in the respective FlexRay Communication Job.		
Multiplicity	1		
Type	EcucIntegerParamDef		
Range	0 .. 255		
Default value	-		
Post-Build Variant Value	true		
Value Configuration Class	Pre-compile time	X	VARIANT-PRE-COMPILE
	Link time	X	VARIANT-LINK-TIME
	Post-build time	X	VARIANT-POST-BUILD
Scope / Dependency	scope: local		

SWS Item	[ECUC_FrIf_00007]		
Parameter Name	FrIfRxComOpMaxLoop		
Parent Container	FrIfCommunicationOperation		
Description	Defines the maximum number of loops for the receive RECEIVE_AND_INDICATE (Use case: emptying a FIFO). Please note that the parameter is mandatory if FrIfCommunicationAction parameter is set to RECEIVE_AND_INDICATE. For all other operations this parameter can be ignored.		
Multiplicity	0..1		
Type	EcucIntegerParamDef		
Range	1 .. 512		
Default value	-		
Post-Build Variant Multiplicity	true		
Post-Build Variant Value	true		
Multiplicity Configuration Class	Pre-compile time	X	VARIANT-PRE-COMPILE
	Link time	X	VARIANT-LINK-TIME
	Post-build time	X	VARIANT-POST-BUILD
Value Configuration Class	Pre-compile time	X	VARIANT-PRE-COMPILE
	Link time	X	VARIANT-LINK-TIME
	Post-build time	X	VARIANT-POST-BUILD
Scope / Dependency	scope: local		

SWS Item	[ECUC_FrIf_06066]		
Parameter Name	FrIfLPduIdxRef		
Parent Container	FrIfCommunicationOperation		
Description	Reference to a L-PDU index		
Multiplicity	1		
Type	Reference to FrIfLPdu		
Post-Build Variant Value	true		





Value Configuration Class	Pre-compile time	X	VARIANT-PRE-COMPILE
	Link time	X	VARIANT-LINK-TIME
	Post-build time	X	VARIANT-POST-BUILD
Scope / Dependency	scope: local		

No Included Containers

10.2.11 FrlfFrameStructure

SWS Item	[ECUC_Frlf_05370]		
Container Name	FrlfFrameStructure		
Parent Container	FrlfConfig		
Description	The Frame structure specifies a Construction Plan how a Frame is assembled with PDUs and their respective Update-Bits.		
Post-Build Variant Multiplicity	true		
Multiplicity Configuration Class	Pre-compile time	X	VARIANT-PRE-COMPILE
	Link time	X	VARIANT-LINK-TIME
	Post-build time	X	VARIANT-POST-BUILD
Configuration Parameters			

SWS Item	[ECUC_Frlf_06113]		
Parameter Name	FrlfByteOrder		
Parent Container	FrlfFrameStructure		
Description	<p>This parameter defines the ByteOrder of all Pdus that are mapped into the Frame.</p> <p>The absolute position of a Pdu in the Frame is determined by the definition of the Byte Order parameter: If BIG_ENDIAN is specified, the FrlfPduOffset indicates the position of the most significant bit in the Frame. If LITTLE_ENDIAN is specified, the FrlfPdu Offset indicates the position of the least significant bit in the Frame.</p>		
Multiplicity	1		
Type	EcucEnumerationParamDef		
Range	BIG_ENDIAN	-	
	LITTLE_ENDIAN	-	
Post-Build Variant Value	true		
Value Configuration Class	Pre-compile time	X	VARIANT-PRE-COMPILE
	Link time	X	VARIANT-LINK-TIME
	Post-build time	X	VARIANT-POST-BUILD
Scope / Dependency	scope: local		

Included Containers		
Container Name	Multiplicity	Scope / Dependency
FrlfPduInFrame	1..*	This container holds all the information about a PDU in a Flex Ray Frame.

10.2.12 FrIfPduInFrame

SWS Item	[ECUC_FrIf_05371]		
Container Name	FrIfPduInFrame		
Parent Container	FrIfFrameStructure		
Description	This container holds all the information about a PDU in a FlexRay Frame.		
Post-Build Variant Multiplicity	true		
Multiplicity Configuration Class	Pre-compile time	X	VARIANT-PRE-COMPILE
	Link time	X	VARIANT-LINK-TIME
	Post-build time	X	VARIANT-POST-BUILD
Configuration Parameters			

SWS Item	[ECUC_FrIf_06070]		
Parameter Name	FrIfPduOffset		
Parent Container	FrIfPduInFrame		
Description	The value specifies the offset of the PDU within the Frame [bytes].		
Multiplicity	1		
Type	EcucIntegerParamDef		
Range	0 .. 253		
Default value	-		
Post-Build Variant Value	true		
Value Configuration Class	Pre-compile time	X	VARIANT-PRE-COMPILE
	Link time	X	VARIANT-LINK-TIME
	Post-build time	X	VARIANT-POST-BUILD
Scope / Dependency	scope: local dependency: This parameter depends on the number of PDUs contained in the Frame, PDU length, and Update-Bits of other PDUs in the Frame. In addition, if the Frame will be sent in static segment, this parameter depends on GPayloadLengthStatic.		

SWS Item	[ECUC_FrIf_06071]		
Parameter Name	FrIfPduUpdateBitOffset		
Parent Container	FrIfPduInFrame		
Description	This value specifies where the PDU's Update-Bit is stored in the Frame (bit location of PDU's Update-Bit in the FlexRay Frame).		
Multiplicity	0..1		
Type	EcucIntegerParamDef		
Range	0 .. 2031		
Default value	-		
Post-Build Variant Multiplicity	true		
Post-Build Variant Value	true		
Multiplicity Configuration Class	Pre-compile time	X	VARIANT-PRE-COMPILE
	Link time	X	VARIANT-LINK-TIME
	Post-build time	X	VARIANT-POST-BUILD
Value Configuration Class	Pre-compile time	X	VARIANT-PRE-COMPILE
	Link time	X	VARIANT-LINK-TIME
	Post-build time	X	VARIANT-POST-BUILD





Scope / Dependency	scope: local dependency: This parameter depends on the number of PDUs contained in the Frame, PDU length, and Update-Bits of other PDUs in the Frame. In addition, if the Frame will be sent in static segment, this parameter depends on GPayloadLengthStatic.
---------------------------	--

SWS Item	[ECUC_FrIf_06069]		
Parameter Name	FrIfPduRef		
Parent Container	FrIfPduInFrame		
Description	This is the reference to the local definition of a PDU.		
Multiplicity	1		
Type	Reference to FrIfPdu		
Post-Build Variant Value	true		
Value Configuration Class	Pre-compile time	X	VARIANT-PRE-COMPILE
	Link time	X	VARIANT-LINK-TIME
	Post-build time	X	VARIANT-POST-BUILD
Scope / Dependency	scope: local		

No Included Containers

10.2.13 FrIfPdu

SWS Item	[ECUC_FrIf_05372]		
Container Name	FrIfPdu		
Parent Container	FrIfConfig		
Description	Contains PDU information. A PDU may be either a transmission PDU or a reception PDU.		
Post-Build Variant Multiplicity	true		
Multiplicity Configuration Class	Pre-compile time	X	VARIANT-PRE-COMPILE
	Link time	X	VARIANT-LINK-TIME
	Post-build time	X	VARIANT-POST-BUILD
Configuration Parameters			

Included Containers		
Container Name	Multiplicity	Scope / Dependency
FrIfPduDirection	1	A PDU is either transmit or receive

10.2.14 FrIfTxPdu

SWS Item	[ECUC_FrIf_05374]		
Container Name	FrIfTxPdu		
Parent Container	FrIfPduDirection		
Description	This container specifies transmission PDUs.		
Configuration Parameters			

SWS Item	[ECUC_FrIf_06075]		
Parameter Name	FrIfConfirm		
Parent Container	FrIfTxPdu		
Description	Defines whether the transmission of a PDU should be checked and confirmed to the PDU owning BSW module. If "FrIfUserTxUL" is configured as FR_TSYN then this parameter has to be set to FALSE for this PDU.		
Multiplicity	1		
Type	EcucBooleanParamDef		
Default value	-		
Post-Build Variant Value	true		
Value Configuration Class	Pre-compile time	X	VARIANT-PRE-COMPILE
	Link time	X	VARIANT-LINK-TIME
	Post-build time	X	VARIANT-POST-BUILD
Scope / Dependency	scope: local dependency: FrIfUserTxUL		

SWS Item	[ECUC_FrIf_06076]		
Parameter Name	FrIfCounterLimit		
Parent Container	FrIfTxPdu		
Description	This value states the maximum number of indication of ready PDU data to the FrIf (i.e. maximum number of invocations of FrIf_Transmit) without an intermediate transmission of the PDU.		
Multiplicity	0..1		
Type	EcucIntegerParamDef		
Range	1 .. 255		
Default value	-		
Post-Build Variant Value	true		
Value Configuration Class	Pre-compile time	X	VARIANT-PRE-COMPILE
	Link time	X	VARIANT-LINK-TIME
	Post-build time	X	VARIANT-POST-BUILD
Scope / Dependency	scope: local		

SWS Item	[ECUC_FrIf_06077]		
Parameter Name	FrIfImmediate		
Parent Container	FrIfTxPdu		
Description	Defines whether the PDU is transmitted immediate or decoupled.		
Multiplicity	1		
Type	EcucBooleanParamDef		
Default value	-		
Post-Build Variant Value	true		
Value Configuration Class	Pre-compile time	X	VARIANT-PRE-COMPILE
	Link time	X	VARIANT-LINK-TIME
	Post-build time	X	VARIANT-POST-BUILD
Scope / Dependency	scope: ECU		

SWS Item	[ECUC_FrIf_06050]		
Parameter Name	FrIfNoneMode		
Parent Container	FrIfTxPdu		





Description	Using the "None-Mode" which means that there is no API FrIf_Transmit call of the upper layer for this PDU.		
Multiplicity	0..1		
Type	EcucBooleanParamDef		
Default value	false		
Post-Build Variant Multiplicity	true		
Post-Build Variant Value	true		
Multiplicity Configuration Class	Pre-compile time	X	VARIANT-PRE-COMPILE
	Link time	X	VARIANT-LINK-TIME
	Post-build time	X	VARIANT-POST-BUILD
Value Configuration Class	Pre-compile time	X	VARIANT-PRE-COMPILE
	Link time	X	VARIANT-LINK-TIME
	Post-build time	X	VARIANT-POST-BUILD
Scope / Dependency	scope: local dependency: FrIfImmediate		

SWS Item	[ECUC_FrIf_00014]		
Parameter Name	FrIfTxConfirmationName		
Parent Container	FrIfTxPdu		
Description	This parameter defines the name of the <User_TxConfirmation>. This parameter depends on the parameter FrIfUserTxUL. If FrIfUserTxUL equals FR_TP, FR_AR_TP, FR_NM, PDUR or XCP, the name of the <User_TxConfirmation> is fixed. If FrIfUserTxUL equals CDD, the name of the <User_TxConfirmation> is selectable.		
Multiplicity	0..1		
Type	EcucFunctionNameDef		
Default value	-		
Regular Expression	-		
Post-Build Variant Multiplicity	true		
Post-Build Variant Value	true		
Multiplicity Configuration Class	Pre-compile time	X	VARIANT-PRE-COMPILE
	Link time	X	VARIANT-LINK-TIME
	Post-build time	X	VARIANT-POST-BUILD
Value Configuration Class	Pre-compile time	X	VARIANT-PRE-COMPILE
	Link time	X	VARIANT-LINK-TIME
	Post-build time	X	VARIANT-POST-BUILD
Scope / Dependency	scope: ECU		

SWS Item	[ECUC_FrIf_06078]		
Parameter Name	FrIfTxPduld		
Parent Container	FrIfTxPdu		
Description	The global PDU identifier, which has to be used by the upper layer BSW module. The identifier has to be zero based and consecutive.		
Multiplicity	1		
Type	EcucIntegerParamDef (Symbolic Name generated for this parameter)		
Range	0 .. 65535		
Default value	-		
Post-Build Variant Value	false		
Value Configuration Class	Pre-compile time	X	All Variants





	Link time	–	
	Post-build time	–	
Scope / Dependency	scope: ECU		

SWS Item	[ECUC_Frlf_06084]		
Parameter Name	FrlfUserTriggerTransmitName		
Parent Container	FrlfTxPdu		
Description	This parameter defines the name of the <User_TriggerTransmit>. This parameter depends on the parameter FrlfUserTxUL. If FrlfUserTxUL equals FR_TP, FR_AR_TP, FR_NM, PDUR, FR_TSYN or XCP the name of the <User_TriggerTransmit> is fixed. If FrlfUserTxUL equals CDD, the name of the <User_TriggerTransmit> is selectable.		
Multiplicity	0..1		
Type	EcucFunctionNameDef		
Default value	–		
Regular Expression	–		
Post-Build Variant Multiplicity	true		
Post-Build Variant Value	true		
Multiplicity Configuration Class	Pre-compile time	X	VARIANT-PRE-COMPILE
	Link time	X	VARIANT-LINK-TIME
	Post-build time	X	VARIANT-POST-BUILD
Value Configuration Class	Pre-compile time	X	VARIANT-PRE-COMPILE
	Link time	X	VARIANT-LINK-TIME
	Post-build time	X	VARIANT-POST-BUILD
Scope / Dependency	scope: ECU dependency: FrlfImmediate		

SWS Item	[ECUC_Frlf_00015]		
Parameter Name	FrlfUserTxUL		
Parent Container	FrlfTxPdu		
Description	This parameter defines the upper layer (UL) module to which the trigger of the Pdu to be transmitted (via the <User_TriggerTransmit>) or the confirmation of the successfully transmitted Pdu has to be routed (via the <User_TxConfirmation>). Please note that handle IDs which are used in callback functions are defined by the upper layer module.		
Multiplicity	1		
Type	EcucEnumerationParamDef		
Range	CDD	Complex Driver	
	FR_AR_TP	FR AUTOSAR TP	
	FR_NM	FR NM	
	FR_TP	FR ISO TP	
	FR_TSYN	Global Time Synchronization over FlexRay	
	PDUR	PDU Router	
	XCP	Extended Calibration Protocol	
Post-Build Variant Value	true		
Value Configuration Class	Pre-compile time	X	VARIANT-PRE-COMPILE
	Link time	X	VARIANT-LINK-TIME
	Post-build time	X	VARIANT-POST-BUILD
Scope / Dependency	scope: ECU dependency: FrlfConfirm		

SWS Item	[ECUC_FrIf_06074]		
Parameter Name	FrIfTxPduRef		
Parent Container	FrIfTxPdu		
Description	Reference to the external PDU definition.		
Multiplicity	1		
Type	Reference to Pdu		
Post-Build Variant Value	true		
Value Configuration Class	Pre-compile time	X	VARIANT-PRE-COMPILE
	Link time	X	VARIANT-LINK-TIME
	Post-build time	X	VARIANT-POST-BUILD
Scope / Dependency	scope: ECU		

No Included Containers

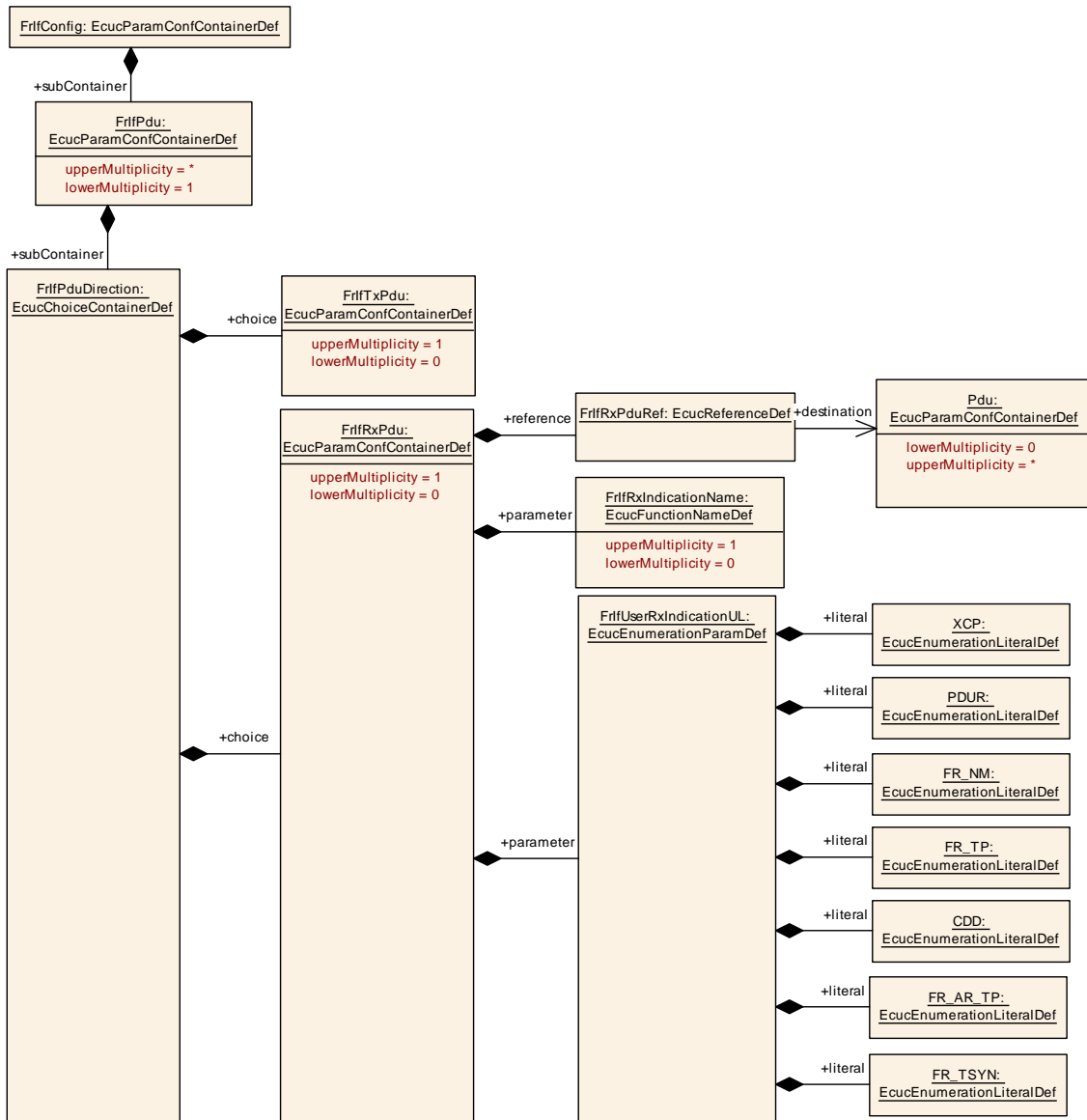


Figure 10.5: FlexRay Interface RX Pdu

10.2.15 FrIfRxPdu

SWS Item	[ECUC_FrIf_05373]
Container Name	FrIfRxPdu
Parent Container	FrIfPduDirection
Description	Receive PDU
Configuration Parameters	

SWS Item	[ECUC_FrIf_00016]		
Parameter Name	FrIfRxIndicationName		
Parent Container	FrIfRxPdu		
Description	This parameter defines the name of the <User_RxIndication>. This parameter depends on the parameter FrIfUserRxIndicationUL. If FrIfUserRxIndicationUL equals FR_TP, FR_AR_TP, FR_NM, PDUR, FR_TSYN or XCP, the name of the <User_RxIndication> is fixed. If FrIfUserRxIndicationUL equals CDD, the name of the <User_RxIndication> is selectable.		
Multiplicity	0..1		
Type	EcucFunctionNameDef		
Default value	-		
Regular Expression	-		
Post-Build Variant Multiplicity	true		
Post-Build Variant Value	true		
Multiplicity Configuration Class	Pre-compile time	X	VARIANT-PRE-COMPILE
	Link time	X	VARIANT-LINK-TIME
	Post-build time	X	VARIANT-POST-BUILD
Value Configuration Class	Pre-compile time	X	VARIANT-PRE-COMPILE
	Link time	X	VARIANT-LINK-TIME
	Post-build time	X	VARIANT-POST-BUILD
Scope / Dependency	scope: ECU		

SWS Item	[ECUC_FrIf_00017]		
Parameter Name	FrIfUserRxIndicationUL		
Parent Container	FrIfRxPdu		
Description	This parameter defines the upper layer (UL) module to which the indication of the successfully received FrIfRxPdu has to be routed via <User_RxIndication>. This <User_RxIndication> has to be invoked when the indication of the configured FrIfRxPdu will be received by a Rx indication event from the FR Driver module. If no upper layer (UL) module is configured, no <User_RxIndication> has to be called in case of a Rx indication event of the FrIfRxPdu from the FR Driver module.		
Multiplicity	1		
Type	EcucEnumerationParamDef		
Range	CDD	Complex Driver	
	FR_AR_TP	FR AR TP	
	FR_NM	FR NM	
	FR_TP	FR ISO TP	
	FR_TSYN	Global Time Synchronization over FlexRay	
	PDUR	PDU Router	
	XCP	Extended Calibration Protocol	
Post-Build Variant Value	true		
Value Configuration Class	Pre-compile time	X	VARIANT-PRE-COMPILE





	Link time	X	VARIANT-LINK-TIME
	Post-build time	X	VARIANT-POST-BUILD
Scope / Dependency	scope: ECU		

SWS Item	[ECUC_Frlf_06073]		
Parameter Name	FrlfRxPduRef		
Parent Container	FrlfRxPdu		
Description	Reference to the external PDU definition.		
Multiplicity	1		
Type	Reference to Pdu		
Post-Build Variant Value	true		
Value Configuration Class	Pre-compile time	X	VARIANT-PRE-COMPILE
	Link time	X	VARIANT-LINK-TIME
	Post-build time	X	VARIANT-POST-BUILD
Scope / Dependency	scope: ECU		

No Included Containers

10.2.16 FrlfPduDirection

SWS Item	[ECUC_Frlf_06072]
Choice Container Name	FrlfPduDirection
Parent Container	FrlfPdu
Description	A PDU is either transmit or receive

Container Choices		
Container Name	Multiplicity	Scope / Dependency
FrlfRxPdu	0..1	Receive PDU
FrlfTxPdu	0..1	This container specifies transmission PDUs.

10.2.17 FrlfConfig

SWS Item	[ECUC_Frlf_06001]
Container Name	FrlfConfig
Parent Container	Frlf
Description	This container contains the configuration parameters and sub containers of the AUTOSAR Frlf module.
Configuration Parameters	

SWS Item	[ECUC_Frlf_06121]
Parameter Name	FrlfMaxPduCnt
Parent Container	FrlfConfig





Description	Maximum number of Pdus. This parameter is needed only in case of post-build loadable implementation using static memory allocation.		
Multiplicity	0..1		
Type	EcucIntegerParamDef		
Range	0 .. 18446744073709551615		
Default value	-		
Post-Build Variant Multiplicity	false		
Post-Build Variant Value	false		
Multiplicity Configuration Class	Pre-compile time	X	VARIANT-PRE-COMPILE
	Link time	X	VARIANT-LINK-TIME, VARIANT-POST-BUILD
	Post-build time	-	
Value Configuration Class	Pre-compile time	X	VARIANT-PRE-COMPILE
	Link time	X	VARIANT-LINK-TIME, VARIANT-POST-BUILD
	Post-build time	-	
Scope / Dependency	scope: local		

Included Containers		
Container Name	Multiplicity	Scope / Dependency
FrIfCluster	1..*	This container specifies a FrIf Cluster and all related data which is required to enable communication of the Cluster. A Cluster may consist of more than one Controller.
FrIfFrameStructure	1..*	The Frame structure specifies a Construction Plan how a Frame is assembled with PDUs and their respective Update-Bits.
FrIfPdu	1..*	Contains PDU information. A PDU may be either a transmission PDU or a reception PDU.

10.2.18 FrIfClusterDemEventParameterRefs

SWS Item	[ECUC_FrIf_06091]
Container Name	FrIfClusterDemEventParameterRefs
Parent Container	FrIfCluster
Description	Container for the references to DemEventParameter elements which shall be invoked using the API Dem_SetEventStatus in case the corresponding error occurs. The Event Id is taken from the referenced DemEventParameter's DemEventId symbolic value. The standardized errors are provided in this container and can be extended by vendor-specific error references.
Configuration Parameters	

SWS Item	[ECUC_FrIf_06097]
Parameter Name	FRIF_E_ACS_CH_A
Parent Container	FrIfClusterDemEventParameterRefs
Description	Reference to the DemEventParameter which shall be issued when an error in ACS on channel A was detected. If the reference is not configured the error shall not be reported.
Multiplicity	0..1
Type	Symbolic name reference to DemEventParameter





Post-Build Variant Multiplicity	true		
Post-Build Variant Value	true		
Multiplicity Configuration Class	Pre-compile time	X	VARIANT-PRE-COMPILE
	Link time	X	VARIANT-LINK-TIME
	Post-build time	X	VARIANT-POST-BUILD
Value Configuration Class	Pre-compile time	X	VARIANT-PRE-COMPILE
	Link time	X	VARIANT-LINK-TIME
	Post-build time	X	VARIANT-POST-BUILD
Scope / Dependency	scope: local		

SWS Item	[ECUC_Frf_06098]		
Parameter Name	FRIF_E_ACS_CH_B		
Parent Container	FrfClusterDemEventParameterRefs		
Description	Reference to the DemEventParameter which shall be issued when an error in ACS on channel B was detected. If the reference is not configured the error shall not be reported.		
Multiplicity	0..1		
Type	Symbolic name reference to DemEventParameter		
Post-Build Variant Multiplicity	true		
Post-Build Variant Value	true		
Multiplicity Configuration Class	Pre-compile time	X	VARIANT-PRE-COMPILE
	Link time	X	VARIANT-LINK-TIME
	Post-build time	X	VARIANT-POST-BUILD
Value Configuration Class	Pre-compile time	X	VARIANT-PRE-COMPILE
	Link time	X	VARIANT-LINK-TIME
	Post-build time	X	VARIANT-POST-BUILD
Scope / Dependency	scope: local		

SWS Item	[ECUC_Frf_06093]		
Parameter Name	FRIF_E_NIT_CH_A		
Parent Container	FrfClusterDemEventParameterRefs		
Description	Reference to the DemEventParameter which shall be issued when an error in NIT on channel A was detected. If the reference is not configured the error shall not be reported.		
Multiplicity	0..1		
Type	Symbolic name reference to DemEventParameter		
Post-Build Variant Multiplicity	true		
Post-Build Variant Value	true		
Multiplicity Configuration Class	Pre-compile time	X	VARIANT-PRE-COMPILE
	Link time	X	VARIANT-LINK-TIME
	Post-build time	X	VARIANT-POST-BUILD
Value Configuration Class	Pre-compile time	X	VARIANT-PRE-COMPILE
	Link time	X	VARIANT-LINK-TIME
	Post-build time	X	VARIANT-POST-BUILD
Scope / Dependency	scope: local		

SWS Item	[ECUC_FrIf_06094]		
Parameter Name	FRIF_E_NIT_CH_B		
Parent Container	FrIfClusterDemEventParameterRefs		
Description	Reference to the DemEventParameter which shall be issued when an error in NIT on channel B was detected. If the reference is not configured the error shall not be reported.		
Multiplicity	0..1		
Type	Symbolic name reference to DemEventParameter		
Post-Build Variant Multiplicity	true		
Post-Build Variant Value	true		
Multiplicity Configuration Class	Pre-compile time	X	VARIANT-PRE-COMPILE
	Link time	X	VARIANT-LINK-TIME
	Post-build time	X	VARIANT-POST-BUILD
Value Configuration Class	Pre-compile time	X	VARIANT-PRE-COMPILE
	Link time	X	VARIANT-LINK-TIME
	Post-build time	X	VARIANT-POST-BUILD
Scope / Dependency	scope: local		

SWS Item	[ECUC_FrIf_06095]		
Parameter Name	FRIF_E_SW_CH_A		
Parent Container	FrIfClusterDemEventParameterRefs		
Description	Reference to the DemEventParameter which shall be issued when an error in SW on channel A was detected. If the reference is not configured the error shall not be reported.		
Multiplicity	0..1		
Type	Symbolic name reference to DemEventParameter		
Post-Build Variant Multiplicity	true		
Post-Build Variant Value	true		
Multiplicity Configuration Class	Pre-compile time	X	VARIANT-PRE-COMPILE
	Link time	X	VARIANT-LINK-TIME
	Post-build time	X	VARIANT-POST-BUILD
Value Configuration Class	Pre-compile time	X	VARIANT-PRE-COMPILE
	Link time	X	VARIANT-LINK-TIME
	Post-build time	X	VARIANT-POST-BUILD
Scope / Dependency	scope: local		

SWS Item	[ECUC_FrIf_06096]		
Parameter Name	FRIF_E_SW_CH_B		
Parent Container	FrIfClusterDemEventParameterRefs		
Description	Reference to the DemEventParameter which shall be issued when an error in SW on channel B was detected. If the reference is not configured the error shall not be reported.		
Multiplicity	0..1		
Type	Symbolic name reference to DemEventParameter		
Post-Build Variant Multiplicity	true		
Post-Build Variant Value	true		
Multiplicity Configuration Class	Pre-compile time	X	VARIANT-PRE-COMPILE
	Link time	X	VARIANT-LINK-TIME
	Post-build time	X	VARIANT-POST-BUILD





Value Configuration Class	Pre-compile time	X	VARIANT-PRE-COMPILE
	Link time	X	VARIANT-LINK-TIME
	Post-build time	X	VARIANT-POST-BUILD
Scope / Dependency	scope: local		

No Included Containers

10.2.19 FrlfFrameTriggeringDemEventParameterRefs

SWS Item	[ECUC_Frlf_06099]
Container Name	FrlfFrameTriggeringDemEventParameterRefs
Parent Container	FrlfFrameTriggering
Description	Container for the references to DemEventParameter elements which shall be invoked using the API Dem_SetEventStatus in case the corresponding error occurs. The Event Id is taken from the referenced DemEventParameter's DemEventId symbolic value. The standardized errors are provided in this container and can be extended by vendor-specific error references.
Configuration Parameters	

SWS Item	[ECUC_Frlf_00009]		
Parameter Name	FRIF_E_LPDU_SLOTSTATUS		
Parent Container	FrlfFrameTriggeringDemEventParameterRefs		
Description	Reference to DEM event Id that is reported when FlexRay driver module detects slot errors. If this parameter is not configured, no event reporting happens.		
Multiplicity	0..1		
Type	Symbolic name reference to DemEventParameter		
Post-Build Variant Multiplicity	true		
Post-Build Variant Value	true		
Multiplicity Configuration Class	Pre-compile time	X	VARIANT-PRE-COMPILE
	Link time	X	VARIANT-LINK-TIME
	Post-build time	X	VARIANT-POST-BUILD
Value Configuration Class	Pre-compile time	X	VARIANT-PRE-COMPILE
	Link time	X	VARIANT-LINK-TIME
	Post-build time	X	VARIANT-POST-BUILD
Scope / Dependency	scope: local		

No Included Containers

10.3 Published Information

For details refer to the chapter 10.3 “Published Information” in SWS_BSWGeneral.

A Not applicable requirements

[SWS_FrIf_NA_06118] [These requirements are not applicable to this specification.] ([SRS_BSW_00159](#), [SRS_BSW_00167](#), [SRS_BSW_00416](#), [SRS_BSW_00168](#), [SRS_BSW_00423](#), [SRS_BSW_00424](#), [SRS_BSW_00425](#), [SRS_BSW_00426](#), [SRS_BSW_00427](#), [SRS_BSW_00428](#), [SRS_BSW_00429](#), [SRS_BSW_00432](#), [SRS_BSW_00417](#), [SRS_BSW_00386](#), [SRS_BSW_00161](#), [SRS_BSW_00162](#), [SRS_BSW_00005](#), [SRS_BSW_00415](#), [SRS_BSW_00164](#), [SRS_BSW_00325](#), [SRS_BSW_00413](#), [SRS_BSW_00347](#), [SRS_BSW_00373](#), [SRS_BSW_00335](#), [SRS_BSW_00410](#), [SRS_BSW_00314](#), [SRS_BSW_00328](#), [SRS_BSW_00312](#), [SRS_BSW_00006](#), [SRS_BSW_00377](#), [SRS_BSW_00306](#), [SRS_BSW_00330](#), [SRS_BSW_00331](#), [SRS_BSW_00009](#), [SRS_BSW_00172](#), [SRS_BSW_00010](#), [SRS_BSW_00333](#), [SRS_BSW_00341](#), [SRS_Fr_05009](#))