

Document Title	Specification of Service Discovery
Document Owner	AUTOSAR
Document Responsibility	AUTOSAR
Document Identification No	616

Document Status	published
Part of AUTOSAR Standard	Classic Platform
Part of Standard Release	R21-11

Document Change History			
Date	Release	Changed by	Description
2021-11-25	R21-11	AUTOSAR Release Management	<ul style="list-style-type: none"> Introduced optional functionality to subscribe to a multicast address pre-defined by a ClientService Consideration of the connection status of a security associations for clients and servers was added Harmonization of <i>Specification of Service Discovery</i> and <i>Service Discovery Protocol specification</i>: <ul style="list-style-type: none"> removal of duplicate specification items moving of specification items from <i>Specification of Service Discovery</i> to <i>Service Discovery Protocol specification</i> Minor bugfixes and editorial changes
2020-11-30	R20-11	AUTOSAR Release Management	<ul style="list-style-type: none"> Alignments with Service Discovery Protocol specification Several minor bugfixes Editorial changes

2019-11-28	R19-11	AUTOSAR Release Management	<ul style="list-style-type: none"> • Service activation depending on PNCs • Retry mechanism in combination with Cyclic Offers • EventGroup subscription updates from different servers • Clarification of SubscribeEventgroupNack handling • Changed Document Status from Final to published
2018-10-31	4.4.0	AUTOSAR Release Management	<ul style="list-style-type: none"> • Retry subscription feature added • Load Balancing Option added • Minor bugfixes
2017-12-08	4.3.1	AUTOSAR Release Management	<ul style="list-style-type: none"> • Several minor bugfixes • Editorial changes
2016-11-30	4.3.0	AUTOSAR Release Management	<ul style="list-style-type: none"> • Major improvement (SoAd interaction) • Several bugfixes • Editorial changes
2015-07-31	4.2.2	AUTOSAR Release Management	<ul style="list-style-type: none"> • Debugging support marked as obsolete • Clarifications • Minor bugfixes
2014-10-31	4.2.1	AUTOSAR Release Management	<ul style="list-style-type: none"> • Fixed Service Migration support at client side • Support for more efficient SoAd interface • Optimized StopSubscribe/Subscribe load
2014-03-31	4.1.3	AUTOSAR Release Management	<ul style="list-style-type: none"> • Editorial changes • More detailed endpoint handling • More detailed message building
2013-10-31	4.1.2	AUTOSAR Release Management	<ul style="list-style-type: none"> • No major changes have been made • Editorial changes • Removed chapter(s) on change documentation
2013-03-15	4.1.1	AUTOSAR Release Management	<ul style="list-style-type: none"> • Initial Release

Disclaimer

This work (specification and/or software implementation) and the material contained in it, as released by AUTOSAR, is for the purpose of information only. AUTOSAR and the companies that have contributed to it shall not be liable for any use of the work.

The material contained in this work is protected by copyright and other types of intellectual property rights. The commercial exploitation of the material contained in this work requires a license to such intellectual property rights.

This work may be utilized or reproduced without any modification, in any form or by any means, for informational purposes only. For any other purpose, no part of the work may be utilized or reproduced, in any form or by any means, without permission in writing from the publisher.

The work has been developed for automotive applications only. It has neither been developed, nor tested for non-automotive applications.

The word AUTOSAR and the AUTOSAR logo are registered trademarks.

Table of Contents

1	Introduction and functional overview	8
2	Acronyms, Abbreviations and Definitions	8
3	Related documentation	10
3.1	Input documents & related standards and norms	10
3.2	Related specification	11
4	Constraints and assumptions	11
4.1	Limitations	11
4.2	Applicability to car domains	11
5	Dependencies to other modules	11
5.1	AUTOSAR BSW Scheduler	11
5.2	AUTOSAR BSW Mode Manager	11
5.3	AUTOSAR Socked Adaptor	12
5.4	AUTOSAR Default Error Tracer	12
5.5	AUTOSAR Diagnostic Event Manager	12
5.6	File structure	12
5.6.1	Code file structure	12
5.6.2	Header file structure	13
6	Requirements Tracing	13
7	Functional specification	13
7.1	Background & Rationale	13
7.2	Requirements	15
7.2.1	General requirements	15
7.2.2	Ethernet Communication	18
7.2.3	State Handling	18
7.2.4	Interaction with Socket Adaptor	19
7.2.5	Subscribe Eventgroup retry handling	21
7.3	Message format	23
7.3.1	Request ID	24
7.3.2	Protocol Version field	24
7.3.3	Interface Version field	24
7.3.4	Message Type field	24
7.3.5	Return Code field	24
7.3.6	Flags field	25
7.3.7	Reserved field	25
7.3.8	Entries Array	25
7.3.8.1	Entry Format Type 1	25
7.3.8.2	Entry Format Type 2	26
7.3.9	Options Array	27
7.3.9.1	Configuration Option	27

7.3.9.2	IPv4 Endpoint Option	28
7.3.9.3	IPv6 Endpoint Option	29
7.3.9.4	IPv4 Multicast Option	30
7.3.9.5	IPv6 Multicast Option	30
7.3.9.6	IPv4 SD Endpoint Option	31
7.3.9.7	IPv6 SD Endpoint Option	31
7.3.9.8	Handling missing, redundant, and conflicting Options	32
7.3.9.9	Security considerations for Options	32
7.3.10	Entries referencing Options	32
7.4	Service Discovery Entry Types	35
7.4.1	Entries for Services (common requirements)	35
7.4.2	FindService entry	35
7.4.3	OfferService entry	36
7.4.4	Building OfferService entries	37
7.4.5	StopOfferService entry	38
7.4.6	Eventgroup Entries (Common requirements)	38
7.4.7	SubscribeEventgroup entry	38
7.4.8	StopSubscribeEventgroup entry	39
7.4.9	SubscribeEventgroupAck entry	39
7.4.10	SubscribeEventgroupNack entry	39
7.4.11	Building SubscribeEventgroup entries	40
7.5	Sending and Receiving of Messages	41
7.5.1	Sequence for message transmission	42
7.5.2	Sequence for message reception	42
7.5.3	Receiving Entries	43
7.5.3.1	Answering behaviour, if receiving Service Discovery Entries via Multicast address	44
7.6	Timings and repetitions for Server Service and Event Handlers	46
7.6.1	Initial Wait Phase for Server Services	46
7.6.2	Repetition Phase for Server Services	48
7.6.3	Main Phase for Server Services	51
7.6.4	Fan out control	53
7.6.5	Sharing of SdServerTimer	57
7.7	Timings and repetitions for Client Service and Consumed Eventgroups	57
7.7.1	Down Phase for Client Services	58
7.7.2	Initial Wait Phase for Client Services	58
7.7.3	Repetition Phase for Client Services	60
7.7.4	Main Phase for Client Services	62
7.7.5	Fan in control	68
7.7.6	Sharing of SdClientTimer	69
7.8	Handling of SdServiceGroupS	69
7.8.1	SdServiceGroup definitions	69
7.8.1.1	Initialization of SdServiceGroupS	71
7.8.1.2	Starting of SdServiceGroupS	71
7.8.1.3	Stopping of SdServiceGroupS	71
7.9	Error Classification	71

7.9.1	Development Errors	71
7.9.2	Runtime Errors	72
7.9.3	Transient Faults	72
7.9.4	Production Errors	72
7.9.5	Extended Production Errors	73
7.9.5.1	SD_E_OUT_OF_RES	73
7.9.5.2	SD_E_MALFORMED_MSG	73
7.9.5.3	SD_E_SUBSCR_NACK_RECV	73
8	API specification	74
8.1	Imported types	74
8.2	Type definitions	74
8.2.1	Sd_ConfigType	74
8.2.2	Sd_ServerServiceSetStateType	75
8.2.3	Sd_ClientServiceSetStateType	75
8.2.4	Sd_ConsumedEventGroupSetStateType	76
8.2.5	Sd_ClientServiceCurrentStateType	76
8.2.6	Sd_ConsumedEventGroupCurrentStateType	76
8.2.7	Sd_EventHandlerCurrentStateType	77
8.2.8	Sd_ConfigOptionStringType	77
8.2.9	Sd_ServiceGroupIdType	77
8.3	Function definitions	77
8.3.1	Sd_Init	78
8.3.2	Sd_GetVersionInfo	78
8.3.3	Sd_ServerServiceSetState	79
8.3.4	Sd_ClientServiceSetState	80
8.3.5	Sd_ConsumedEventGroupSetState	81
8.3.6	Sd_LocalIpAddrAssignmentChg	81
8.3.7	Sd_SoConModeChg	82
8.3.8	Sd_ServiceGroupStart	83
8.3.9	Sd_ServiceGroupStop	83
8.4	Callback notifications	84
8.4.1	Sd_RxIndication	84
8.5	Scheduled functions	85
8.5.1	Sd_MainFunction	85
8.6	Expected interfaces	85
8.6.1	Mandatory Interfaces	86
8.6.2	Optional Interfaces	86
8.6.3	Configurable Interfaces	87
8.6.3.1	Sd_CapabilityRecordMatchCallout	87
9	Sequence diagrams	89
9.1	CLIENT / SERVER: Sd_RxIndication	89
9.2	SERVER: Response Behavior	90
9.3	CLIENT: Response Behavior	91
9.4	SERVER: buildOfferServiceEntry	92
9.5	CLIENT: buildSubscribeEventgroupEntry	93

9.6	SERVER: buildSubscribeEventgroupAckEntry	94
9.7	CLIENT / SERVER: TransmitSdMessage	94
9.8	SERVER: AddClientToFanOut	95
9.9	SERVER: Start	96
9.10	CLIENT: Start	97
10	Configuration specification	98
10.1	How to read this chapter	98
10.2	Containers and configuration parameters	98
10.2.1	Sd	98
10.2.2	SdGeneral	100
10.2.3	SdConfig	103
10.2.4	SdCapabilityRecordMatchCallout	104
10.2.5	SdInstance	105
10.2.6	SdServiceGroup	106
10.2.7	SdServerTimer	111
10.2.8	SdInstanceTxPdu	115
10.2.9	SdInstanceMulticastRxPdu	116
10.2.10	SdInstanceUnicastRxPdu	116
10.2.11	SdServerService	117
10.2.12	SdClientService	123
10.2.13	SdClientCapabilityRecord	129
10.2.14	SdConsumedEventGroup	131
10.2.15	SdConsumedMethods	135
10.2.16	SdEventHandler	136
10.2.17	SdEventHandlerMulticast	139
10.2.18	SdEventHandlerTcp	140
10.2.19	SdEventHandlerUdp	142
10.2.20	SdProvidedMethods	143
10.2.21	SdServerCapabilityRecord	144
10.3	Published Information	147

1 Introduction and functional overview

The AUTOSAR Service Discovery module offers functionality to detect and offer available services - i.e. functional entities - within the vehicle network. To do so, it makes use of the IP Multicast and so called SOME/IP-SD messages.

The Service Discovery module (Sd) is located between the AUTOSAR BSW Mode Manager module (BswM) and the AUTOSAR Socket Adaptor module (SoAd).

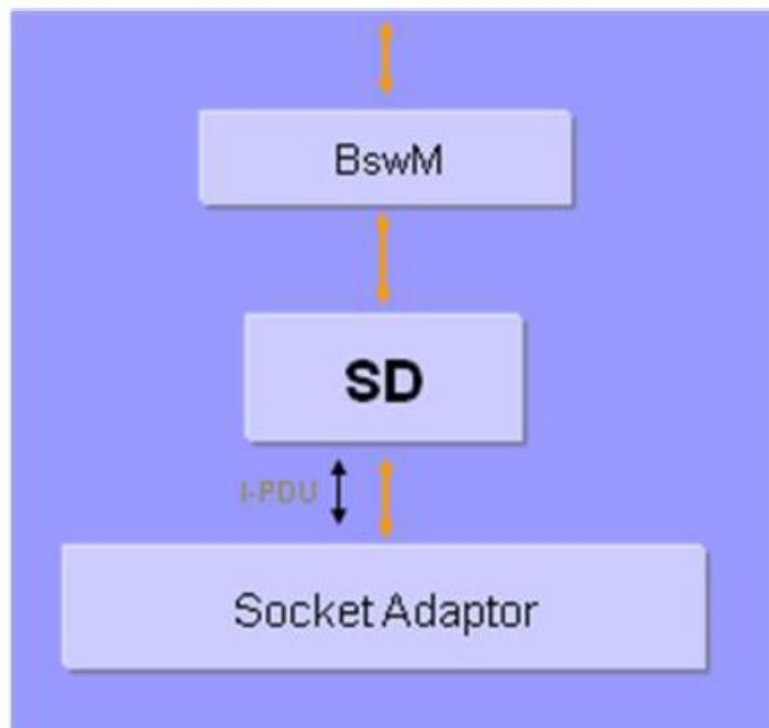


Figure 1.1: - Interaction of the AUTOSAR Service Discovery module

2 Acronyms, Abbreviations and Definitions

The glossary below includes acronyms and abbreviations relevant to the Service Discovery module that are not included in the [1, AUTOSAR glossary].

Abbreviation / Acronym:	Description:
BswM	Basis software manager
ECU	Electronic Control Unit
DEM	Diagnostic Event Manager
DET	Default Error Tracer
SD	Service Discovery





Abbreviation / Acronym:	Description:
Sd	Service Discovery Module in AUTOSAR
SoAd	Socket Adaptor
SOME/IP	Scalable service-Oriented MiddlwarE over IP
SOME/IP-SD	SOME/IP Service Discovery

Term:	Description:
Service	A functional entity that offers an interface
Service Instance	A single instance of the Service
Offer	A message entry that offers a Service Instance
Stop Offer	A message that stops offering a Service Instance
Find	A message entry used to find a Service Instance
Event	A message sent by an ECU implementing a Service Instance to an ECU using this Service Instance.
Eventgroup	A logical grouping of 1 or more events. An Eventgroup is part of a Service.
Server Service	Provide a service
Client Service	Consumes a service
Server	A ECU which host ServerServices
Client	A ECU which host ClientServices
Endpoint Option	Endpoint Options are used to announce a tuple of unicast address and port
Multicast Option	Multicast Options are used to announce a tuple of multicast address and port
Unicast event	Events which are transmitted to a unicast endpoint by the ECU which host an SdServerService. The unicast endpoint is provided by a particular SdClientService which has subscribed to this SdServerService within the Endpoint Option referenced by a SubscribeEventgroup entry (see Consumed Eventgroup unicast endpoint)
Multicast event	Events which are transmitted to a multicast endpoint by the ECU which host an SdServerService. A multicast endpoint could be provided by the SdServerService (see Eventhandler multicast endpoint) and SdClientService (see Consumed Eventgroup multicast endpoint).
Eventhandler multicast endpoint	Term to describe the tuple of multicast address and port, which is pre-configured for a SdServerService per Eventhandler. If the threshold for subscribed Clients with different endpoint information has been reached, then the Server sends the corresponding events to this pre-configured multicast address and port. The Eventhandler multicast endpoint is announced via a Multicast option referenced by a SubscribeEventgroupAck entry
Consumed Eventgroup unicast endpoint	Term to describe the tuple of unicast address and port, which is pre-configured for a SdClientService per Consumed Eventgroup. A SdClientService which subscribes with this unicast address and port, indicates the SdServer to which endpoint, the cooresponding events shall be sent. The Consumed Eventgroup unicast endpoint is announced via a Endpoint option referenced by a SubscribeEventgroup or StopSubscribeEventgroup entry





Term:	Description:
Consumed Eventgroup multicast endpoint	Term to describe the tuple of multicast address and port, which is pre-configured for a SdClientService per Consumed Eventgroup. A SdClientService which subscribe with this multicast address and port, indicates the SdServer to which endpoint the corresponding events shall be sent. The Consumed Eventgroup multicast endpoint is announced via a Multicast option referenced by a SubscribeEventgroup or StopSubscribeEventgroup
Eventhandler multicast connection	Term to describe the usage of an established socket connection if a SdServerService provides the Multicast events via the configured Eventhandler multicast endpoint
Consumed Eventgroup unicast connection	Term to describe the usage of an established socket connection if a SdClientService receives the events via a Consumed Eventgroup unicast endpoint
Consumed Eventgroup multicast connection	Term to describe the usage of an established socket connection if a SdClientService receives the events via a Consumed Eventgroup multicast endpoint

3 Related documentation

3.1 Input documents & related standards and norms

- [1] Glossary
AUTOSAR_TR_Glossary
- [2] General Specification of Basic Software Modules
AUTOSAR_SWS_BSWGeneral
- [3] General Requirements on Basic Software Modules
AUTOSAR_SRS_BSWGeneral
- [4] Layered Software Architecture
AUTOSAR_EXP_LayeredSoftwareArchitecture
- [5] Requirements on SOME/IP Service Discovery Protocol
AUTOSAR_RS_SOMEIPServiceDiscoveryProtocol
- [6] SOME/IP Service Discovery Protocol Specification
AUTOSAR_PRS_SOMEIPServiceDiscoveryProtocol
- [7] Specification of Basic Software Mode Manager
AUTOSAR_SWS_BSWModeManager
- [8] Specification of Socket Adaptor
AUTOSAR_SWS_SocketAdaptor

3.2 Related specification

AUTOSAR provides a General Specification on Basic Software modules [2, SWS BSW General], which is also valid for Service Discovery.

Thus, the specification SWS BSW General shall be considered as additional and required specification for Service Discovery.

[2, SWS BSW General] [3, SRS General] [4, EXP Layered Software Architecture] [5, RS SOME/IP Service Discovery Protocol] [6, PRS SOME/IP Service Discovery Protocol] [7, SWS Basic Software Mode Manager] [8, SWS Socket Adaptor]

4 Constraints and assumptions

4.1 Limitations

Although the AUTOSAR SD is able to respond to wildcard requests (ANY) for Service ID, Instance ID, Major Version, and Minor Version, this module is only able to send wildcard finds for Minor Version.

This document does not yet contain trace links to the SRS Ethernet, therefore, the trace table is empty.

Load Balancing Option (Priority field and Weight field) can be configured for the Offer Services. However, the Client does not evaluate these fields.

4.2 Applicability to car domains

N/A

5 Dependencies to other modules

5.1 AUTOSAR BSW Scheduler

The BSW Scheduler calls the main functions of the Service Discovery module, which is necessary for the cyclic processes of the Service Discovery.

5.2 AUTOSAR BSW Mode Manager

The BswM module provides the link between the generic mode requests and the service requests.

5.3 AUTOSAR Socked Adaptor

The Socked Adaptor hands over service requests between the Ethernet Stack and the Service Discovery Module.

The Service Discovery module shall be able to activate and de-activate the PDU routing from and to TCP/IP-sockets and trigger the initial transport of events (triggered transmit).

The SoAds Socket Connection Table needs to be pre-configured to receive the unicast and multicast messages sent by Service Discovery modules of other ECUs. As the ECU might be connected to multiple (virtual) networks, there can exist multiple Service Discovery Instances, which may have multiple Socket Connection Table entries. The triples of Unicast Rx, Multicast Rx, and Tx PduIDs for each (virtual) interface need to be configured in the SoAd and known to the Service Discovery module.

Additionally the Service Discovery module updates endpoint information (IP address and port number) in socket connections (SoAdSocketConnection), which the Service Discovery module extracts from received Service Discovery messages.

For robustness reasons these UDP Sockets should only be used for SD messages and the option `SoAdSocketUdpStrictHeaderLenCheckEnabled` should be turned on.

5.4 AUTOSAR Default Error Tracer

In order to be able to report development errors, the Service Discovery module has to have access to the error hook of the Default Error Tracer.

5.5 AUTOSAR Diagnostic Event Manager

In order to be able to report production errors the Service Discovery module has to have access to the Diagnostic Event Manager.

5.6 File structure

5.6.1 Code file structure

[SWS_Sd_00001] [The code file structure shall not be defined within this specification completely. At this point it shall be pointed out that the code-file structure shall include the following files named:

- `Sd_Lcfg.c` - for link time configurable parameters and
- `Sd_PBcfg.c` - for post build time configurable parameters.

These files shall contain all link time and post-build time configurable parameters.]()

5.6.2 Header file structure

[SWS_Sd_00003] [The module shall include the Dem.h file. By this inclusion, the APIs to report errors as well as the required Event Id symbols are included.]()

6 Requirements Tracing

The following tables reference the requirements specified in <CITATIONS_OF_CONTRIBUTED_DOCUMENTS> and links to the fulfillment of these. Please note that if column “Satisfied by” is empty for a specific requirement this means that this requirement is not fulfilled by this document.

Requirement	Description	Satisfied by
-------------	-------------	--------------

Table 6.1: RequirementsTracing

7 Functional specification

7.1 Background & Rationale

The main tasks of the Service Discovery Module are managing the availability of functional entities called services in the in-vehicle communication as well as controlling the send behavior of event messages. This allows sending only event messages to receivers requiring them (Publish/Subscribe). The solution described here is also known as SOME/IP-SD (Scalable service-Oriented MiddlewarE over IP - Service Discovery).

With Service Discovery different ECUs can offer Service Instances and find available Service Instances within the vehicle network. An ECU can stop offering a Service Instance it was offering before. Later finds to such a service instance will remain unanswered. Service Instances are single implementations of a service that is defined by its service interface. In the AUTOSAR context, a find is an operation to identify available Service Instances and their locations.

In addition to the status of Service Instances, the Service Discovery is able to control sending special messages called events. These events are grouped into Eventgroups, which the Service Discovery can turn on/off in a Publish/Subscribe manner; thus, turning the sending and receiving of the events of this Eventgroup on/off.

For the remainder of this document, the definitions listed in Chapter 2 apply.

Figure 7.1 shows the interaction between Services and Eventgroups. On the abstract level, the service can contain zero to many Eventgroups. However, when creating the overall system, this information has to be configured into different ECUs with different roles (clients and servers). When instantiating the Services and the contained Eventgroups, the ServerServices and ClientServices as well as the EventHandlers and ConsumedEventgroups are instantiated from the Services and Eventgroups.

A local ECU needs to deal with two different kinds of services:

- Server Services - The local ECU **offers** Server Service Instances (i.e. located locally) to the rest of the vehicle and can be considered the server for this Service Instance.
- Client Services - The local ECU **may use** Server Service Instances offered by another ECU inside the vehicle and can be considered a client to this Service Instance.

For Server Services the local ECUs Service Discovery module has to (server role):

- Offer the local service, when it is available; i.e. the SWC(s) offering the service are ready and the service is available in the current state of the ECU.
- Take back the offer of the local service (stop offer), when the service is no longer available.
- Answer and respond to finds of other ECUs.

For Client Services the local ECUs Service Discovery module has to (client role):

- Listen for offers and finds depending of the configuration store this information in volatile memory.
- Listen for stop offers and depending of the configuration store this information in volatile memory.
- Send finds depending on the state of the current ECU and its SWCs.

Service Discovery can be used to manage Publish/Subscribe relationships as well. In the Service Discovery based Publish/Subscribe use-case one ECU (Publish/Subscribe Client with ConsumedEventgroup) is interested in receiving some data from (subscribing to) another ECU (Publish/Subscribe Server with EventHandler).

While the Subscribe is defined explicitly in the SD message, the Publish is based on the availability of the service Instance itself (OfferService entry). Based on the offered Service Instance the Publish/Subscribe Client may subscribe via SubscribeEventgroup entries. The Publish/Subscribe Server will now use this subscription to register the Publish/Subscribe Client as an interested party in some information specified by the subscription and start sending that information to the Publish/Subscribe Client pending some event or time-out.

As optimization, the SD supports sending event messages to multiple clients using multicast messages instead of a unicast message per client. Please note, it has to be

differed between a multicast endpoint which could be pre-configured on Server side and a multicast endpoint which could be pre-configured on Client side:

1. If an SdServerService has a pre-configured multicast address and port per EventHandler, then the SdServerService switches to this multicast address and port (so-called "EventHandler multicast endpoint"), if the threshold (SdEventHandler-MulticastThreshold) for subscribed SdClientServices with different endpoint information has been reached
2. If an SdClientService has subscribed with a multicast address and port (so-called "Consumed Eventgroup multicast endpoint"), then the SdServerService sends its events upon a subscription to the Consumed Eventgroup multicast endpoint (multicast address and port)

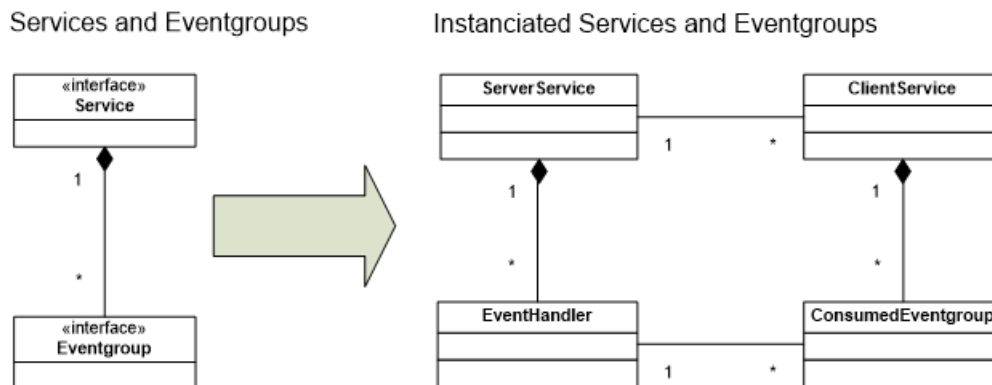


Figure 7.1: - Overview of Services and Eventgroups

7.2 Requirements

7.2.1 General requirements

[SWS_Sd_00400] [It shall be possible to configure the Service Discovery module as an optional AUTOSAR BSW Module. Please refer to the SystemTemplate for configuration.]()

[SWS_Sd_00004] [The Service Discovery shall implement a main function, which shall be called cyclically according to configuration parameter SdMainFunctionCycle Time.]()

[SWS_Sd_00005] [The Service Discovery module shall store the ServiceModeRequest, which is provided via the BswM by calling the following APIs:

- Sd_ServerServiceSetState() and Sd_ClientServiceSetState(), respectively, If the SdServerService and SdClientService, respectively, is NOT referencing a SdServiceGroup

- Sd_ServiceGroupStart and SdServiceGroupStop, if the SdServerService and Sd ClientService, respectively is referencing a SdServiceGroup
- Sd_ConsumedEventGroupSetState(), if dedicated SdEventGroupS are requested by a SdClientService. (**Note:** This API call is allowed independent of a reference to a SdServiceGroup of a SdClientService)
- Sd_EventHandlerSetState() does currently not exist, since this state is directly deduced from the state of a Server Service by the Service Discovery.

]()

Note:

Based on the interaction with SWCs, the following modes can be requested by the Bsw M module:

Server SWCs via Sd_ServerServiceSetState() or, Sd_ServiceGroupStart() and Sd_ServiceGroupStop(), respectively:

- SD_SERVER_SERVICE_DOWN
- SD_SERVER_SERVICE_AVAILABLE

Client SWCs via Sd_ClientServiceSetState() or, Sd_ServiceGroupStart() and Sd_ServiceGroupStop(), respectively:

- SD_CLIENT_SERVICE_RELEASED
- SD_CLIENT_SERVICE_REQUESTED

Client SWCs via Sd_ConsumedEventGroupSetState()

- SD_CONSUMED_EVENTGROUP_RELEASED
- SD_CONSUMED_EVENTGROUP_REQUESTED

"SD_SERVER_SERVICE_DOWN" implies that the local SWC(s) offering this Service Instance are not ready to communicate,

"SD_SERVER_SERVICE_AVAILABLE" implies that the local SWC(s) offering this Service Instance are ready to communicate,

"SD_CLIENT_SERVICE_RELEASED" implies that the local SWC(s) using this Service Instance do not need to communicate with this Service Instance,

"SD_CLIENT_SERVICE_REQUESTED" implies that the local SWC(s) using this service is ready to communicate with this Service Instance and needs this Service Instance,

"SD_CONSUMED_EVENTGROUP_RELEASED" implies that the local SWC(s) using this Consumed Eventgroup do not need the events of this Consumed Eventgroup,

"SD_CONSUMED_EVENTGROUP_REQUESTED" implies that the local SWC(s) using this Consumed Eventgroup need the events of this Consumed Eventgroup.

[SWS_Sd_00007] [The following CurrentStates shall be available for reporting to BswM module via BswM_Sd_ClientServiceCurrentState(), BswM_Sd_ConsumedEventGroupCurrentState(), and BswM_Sd_EventHandlerCurrentState() respectively:

- SD_CLIENT_SERVICE_DOWN
- SD_CLIENT_SERVICE_AVAILABLE
- SD_CONSUMED_EVENTGROUP_DOWN
- SD_CONSUMED_EVENTGROUP_AVAILABLE
- SD_EVENT_HANDLER_RELEASED
- SD_EVENT_HANDLER_REQUESTED]()

Note:

"SD_CLIENT_SERVICE_DOWN" tells the local SWC(s) that this Service Instance is not available,

"SD_CLIENT_SERVICE_AVAILABLE" tells the local SWC(s) that this Service Instance is available,

"SD_CONSUMED_EVENTGROUP_DOWN" tells the local SWC(s) that this Consumed Eventgroup is not currently subscribed,

"SD_CONSUMED_EVENTGROUP_AVAILABLE" tells the local SWC(s) that this Consumed Eventgroup is currently subscribed (i.e. events are received),

"SD_EVENT_HANDLER_RELEASED" tells the local SWC(s) that no client is currently subscribed to this Eventgroup,

"SD_EVENT_HANDLER_REQUESTED" tells the local SWC(s) that at least one client is currently subscribed to this Eventgroup.

[SWS_Sd_00011] [Every configured Server Service Instance shall have an ECU wide, unique SdServerServiceHandleId.]()

[SWS_Sd_00437] [Every configured Client Service Instance shall have an ECU wide, unique SdClientServiceHandleId.]()

[SWS_Sd_00438] [Every configured Consumed Event Group shall have an ECU wide, unique SdConsumedEventGroupHandleId.]()

[SWS_Sd_00439] [Every configured Event Handler shall have an ECU wide, unique SdEventHandlerHandleId.]()

Note for SWS_SD_00011, _00437, _00438, and _00439:

The IDs defined by the above requirements are needed in order to identify the Service Instances and Eventgroups in the control API between Sd and BswM.

This is even valid for Instances or Eventgroups with the same Service ID and/or the same Service Instance ID.

7.2.2 Ethernet Communication

[SWS_Sd_00013] [Every Service Discovery Configuration Instance (see configuration container SdInstance) shall have at least one TxPdu ID, one RxPdu ID for Unicast, and one RxPdu ID for Multicast (see configuration parameter SdInstanceTxPdu, SdInstanceUnicastRxPdu, and SdInstanceMulticastRxPdu respectively).]()

[SWS_Sd_00017] [For different links, separate Service Discovery instance containers shall be configured.]()

Note:

Links in this regards also includes different virtual links using Ethernet VLANs.

[SWS_Sd_00697] [A SD Instance does only support a single Address Family (i.e. IPv4 or IPv6). This address family shall be learned by means of the SoAd configuration of SdInstanceTxPdu, SdInstanceUnicastRxPdu, and SdInstanceMulticastRxPdu (local address).]()

[SWS_Sd_00723] [During initialization of the SD module, the API SoAd_OpenSoCon() shall be called for all Socket Connections associated with SdInstanceTxPdu, SdInstanceUnicastRxPdu and SdInstanceMulticastRxPdu.]()

Note:

The SoAd module needs to be initialized before the SD module is initialized.

Note:

An implementer has to guarantee that SoAd_SetUniqueRemoteAddr(), SoAd_GetLocalAddr(), and SoAd_SetRemoteAddr() can never return errors by validating the source code and configuration of Service Discovery and Socket Adaptor. Failures of SoAd_SetUniqueRemoteAddr(), SoAd_GetLocalAddr(), and SoAd_SetRemoteAddr() cannot be recovered from.

7.2.3 State Handling

[SWS_Sd_00019] [The Service Discovery module shall store the status of all statically configured Service Instances and Eventgroups separately.]()

[SWS_Sd_00020] [After initialization of the Service Discovery module by the call of the API Sd_Init(), all configured Server Service Instances shall have the state "SD_SERVER_SERVICE_DOWN", unless a Server Service Instance has SdServerServiceAutoAvailable set to true, then the state shall be set to "SD_SERVER_SERVICE_AVAILABLE".]()

Note:

SdServerServiceAutoAvailable set to true, is only allowed for Server Services which are NOT referencing a SdServiceGroup.

[SWS_Sd_00021] [After initialization of the Service Discovery module by calling of the API `Sd_Init()`, all configured Client Service Instances shall have the state "SD_CLIENT_SERVICE_RELEASED", unless a Client Service Instance has `SdClientServiceAutoRequired` set to true, then the state shall be set to "SD_CLIENT_SERVICE_REQUESTED".]()

Note:

`SdClientServiceAutoRequire` set to true, is only allowed for Client Services which are NOT referencing a `SdServiceGroup`.

[SWS_Sd_00440] [After initialization of the Service Discovery module by calling of the API `Sd_Init()`, all configured Eventgroups shall have the state "SD_CONSUMED_EVENTGROUP_RELEASED", unless a Consumed Eventgroup has "`SdConsumedEventGroupAutoRequired`" set to true, then the state shall be set to "SD_CONSUMED_EVENTGROUP_REQUESTED" as soon as the associated Client Service Instance is requested.]()

[SWS_Sd_00402] [The Service Discovery module shall store all IP address assignment states referenced by server and client Service Instances.]()

[SWS_Sd_00442] [If `Sd_ConsumedEventGroupSetState` is called with `SD_CONSUMED_EVENTGROUP_REQUESTED` while its Client Service Instance is still released (`SD_CLIENT_SERVICE_RELEASED`) `E_NO_OK` shall be returned.]()

[SWS_Sd_00443] [If a `SdClientService` is set to `SD_CLIENT_SERVICE_RELEASED` (via `Sd_ClientServiceSetState()` or `Sd_ServiceGroupStop()`) while one or more of its Eventgroups are still requested (`SD_CONSUMED_EVENTGROUP_REQUESTED`) the Service Discovery shall interpret this the same way as these Eventgroups were called with `SD_CONSUMED_EVENTGROUP_RELEASED` first.]()

7.2.4 Interaction with Socket Adaptor

[SWS_Sd_00024] [The Service Discovery module shall be able to enable/disable routing groups within the `SoAd` module using the APIs `SoAd_EnableRouting()`, `SoAd_DisableRouting()`, `SoAd_EnableSpecificRouting()`, and `SoAd_DisableSpecificRouting()` for Server- and Client Service Instances.]()

[SWS_Sd_00699] [The Service Discovery module shall be able to trigger the sending of initial Events using the API `SoAd_IfSpecificRoutingGroupTransmit().`]()

[SWS_Sd_00026] [The Service Discovery module shall be able to reference Routing Group(s) per Service Instance/Eventgroup. See the following configuration parameters:

- `SdClientServiceActivationRef` (in `SdConsumedMethods`)
- `SdConsumedEventGroupMulticastActivationRef`
- `SdConsumedEventGroupTcpActivationRef`

- SdConsumedEventGroupUdpActivationRef
- SdServerServiceActivationRef (in SdProvidedMethods)
- SdEventActivationRef (in SdEventHandlerMulticast)
- SdEventActivationRef (in SdEventHandlerTcp)
- SdEventTriggeringRef (in SdEventHandlerTcp)
- SdEventActivationRef (in SdEventHandlerUdp)
- SdEventTriggeringRef (in SdEventHandlerUdp)

]()

[SWS_Sd_00700] [The Service Discovery module shall be able to reference Socket Connections and SocketConnectionGroups per Service Instance/Eventgroup. See the following configuration parameters:

- SdClientServiceTcpRef (Service Instance and Eventgroups)
- SdClientServiceUdpRef (Service Instance and Eventgroups)
- SdConsumedEventGroupMulticastGroupRef (Eventgroup)
- SdServerServiceTcpRef (Service Instance and Eventgroups)
- SdServerServiceUdpRef (Service Instance and Eventgroups)
- SdMulticastEventSoConRef in SdEventHandlerMulticast (Eventgroup)

]()

[SWS_Sd_00029] [The Service Discovery module shall only call SoAd_IfTransmit() if an IP address is assigned; i.e.: Sd_LocalIpAddrAssignmentChg() has been called with the current state TCPIP_IPADDR_STATE_ASSIGNED.]()

[SWS_Sd_00709] [Ignore, if SoAd_IfTransmit() returns E_NOT_OK.]()

[SWS_Sd_00481] [Every wildcard socket connection shall be reset to wildcard using SoAd_ReleaseRemoteAddr() if all of the following conditions apply:

- The remote address of a socket connection has been set by SD.
- The socket connection is not used by a ClientService anymore. I.e. no Offer was received, a Stop Offer was received or the TTL has expired.
- The socket connection is not used by an Eventhandler anymore. I.e. the client has unsubscribed all Eventgroups using this socket connection. The socket connection shall not be reset if the routings get disabled because the SdEventHandlerMulticastThreshold was reached.

]()

Note: This requirement does not apply to the socket connections used for service discovery.

7.2.5 Subscribe Eventgroup retry handling

The Subscribe Eventgroup retry mechanism is an optional feature for ClientServices. This could be used to speed up the recovery if a SOME/IP-SD message is lost (e.g. SubscribeEventGroupAck) and the interval between cycle offers are too large to get a fast recovery, or to speed up subscriptions if an Eventgroup is requested somewhere between two cyclic offers. The timing behavior of Subscribe Eventgroup retry mechanism could be configured per ClientService and has to match to the timing behavior of the corresponding ServerService (see TPS SysT constr_5095). For ServerServices which have their TLL (SdServerTimerTTL) set to 0xFFFFFFFF and their interval between cyclic offers in the main phase (SdServerTimerOfferCyclicDelay) set to 0, it's possible to set the Subscribe Eventgroup retry to 0xFF (see TPS SysT constr_5096). This would mean to retry the subscription to an EventGroup as long as the EventGroup is set to SD_CONSUMED_EVENTGROUP_REQUESTED and no SubscribeEventGroup Ack was received.

[SWS_Sd_00735] [The subscribe Eventgroup retry handling shall only be processed for Eventgroups of a ServerService where

- SdSubscribeEventgroupRetryMax is greater than 0,
- and only if SdSubscribeEventgroupRetryEnable is set to TRUE.

]()

[SWS_Sd_00736] [If SdSubscribeEventgroupRetryEnable is set to TRUE and SdSubscribeEventgroupRetryMax is set to a value greater than 0, every time a Consumed Eventgroup transit to the state SD_CONSUMED_EVENTGROUP_REQUESTED, the following actions shall be done:

- the corresponding client service subscription retry delay timer shall be started and set to SdSubscribeEventgroupRetryDelay, if the timer is not already running
- the Eventgroup subscription retry counter shall be initialized with 1

]()

[SWS_Sd_00737] [If the client service subscription retry delay timer elapsed and the counts of retries of subscription (SdSubscribeEventgroupRetryMax) did not exceed for a configured Eventgroup, the subscription for the Eventgroup shall be re-triggered by sending a combination of StopSubscribeEventgroup/SubscribeEventgroup, and the retry counter shall be incremented. If the counts of retries of subscription (SdSubscribeEventgroupRetryMax) exceeds, the ServiceDiscovery module shall raise the runtime error "SD_E_COUNT_OF_RETRY_SUBSCRIPTION_EXCEEDED".]()

[SWS_Sd_00738] [The retry of a subscription for a requested Eventgroup shall be stopped for the following conditions:

- If a SubscribeEventGroupAck or SubscribeEventGroupNack was received for the requested Eventgroup.
- If the count of retries exceeds SdEventgroupSubscribeRetryMax of the requested Eventgroup.
- If the requested Eventgroup is set to "SD_CONSUMED_EVENTGROUP_RELEASED".

]()

[SWS_Sd_00739] [If SdSubscribeEventgroupRetryEnable is set to TRUE and SubscribeEventgroupRetryMax is set to 0xFF, the retries of subscription shall continue as long as all of the following conditions are fulfilled:

- the corresponding Eventgroup is set to "SD_CONSUMED_EVENTGROUP_REQUESTED"
- no SubscribeEventGroupAck or no SubscribeEventGroupNack was received

]()

[SWS_Sd_00740] [The client service subscription retry delay timer shall be cancelled, if the retry is finished for all Eventgroups of a ClientService according to SWS_SD_00738.]()

When the client does not receive initial events before the next OfferService is received, it should stop requesting the eventgroup, i.e. trigger StopSubscribeEventgroup, and resume requesting the eventgroup, i.e. trigger SubscribeEventgroup when the next OfferService is received.

This procedure can be triggered on application level and corresponds functionally to a StopSubscribeEventgroup/SubscribeEventgroup combination after a loss of a SubscribeEventgroupAck. This might imply notifying the SD-Module about reception of the Initial Event of each and every Field, or other appropriate means.

If the procedures, described in the previous paragraphs cannot be implemented by the application, the retry-mechanism should be out-sourced to the BswM in a rule that initiates re-sending of Initial Events via triggering a StopSubscribeEventgroup/-SubscribeEventgroup SD message upon detecting that a security association is established, to increase at least the robustness for a security association based communication.

Since the set-up of an security association is asynchronous, the BswM rule (BswM-ModeRequestSource/BswMTimer) should thereby delay sending StopSubscribeEventgroup/SubscribeEventgroup by an appropriate time that allows both peers to finish establishing the security association.

If the Subscribe Eventgroup Ack entry does not arrive before the next Subscribe Eventgroup entry is sent (see PRS_SOMEIPSD_00463) or if the client does not receive initial events before the next OfferService is received, this should not lead to re-establishing security association connections, if the current connection is being set-up or is already set-up.

For events that are transported using a security association the client has to make sure that the security association is established and that it is ready to receive messages before sending the SubscribeEventgroup entry (see [SWS_Sd_00761]). The server, on the other hand, has to make sure that the security association is established and that it is able to send messages before sending the SubscribeEventgroupAck entry (see [SWS_Sd_00760]).

[SWS_Sd_00759] [If a SubscribeEventgroup entry is received, for which a security association is required, and the security association not yet established, this entry shall be answered with a SubscribeEventgroupNack entry (see [SWS_Sd_00760]).] ()

7.3 Message format

For further details on the Message format see [6, PRS SOME/IP Service Discovery Protocol] Chapter 4.1.2 SOME/IP-SD Message Format

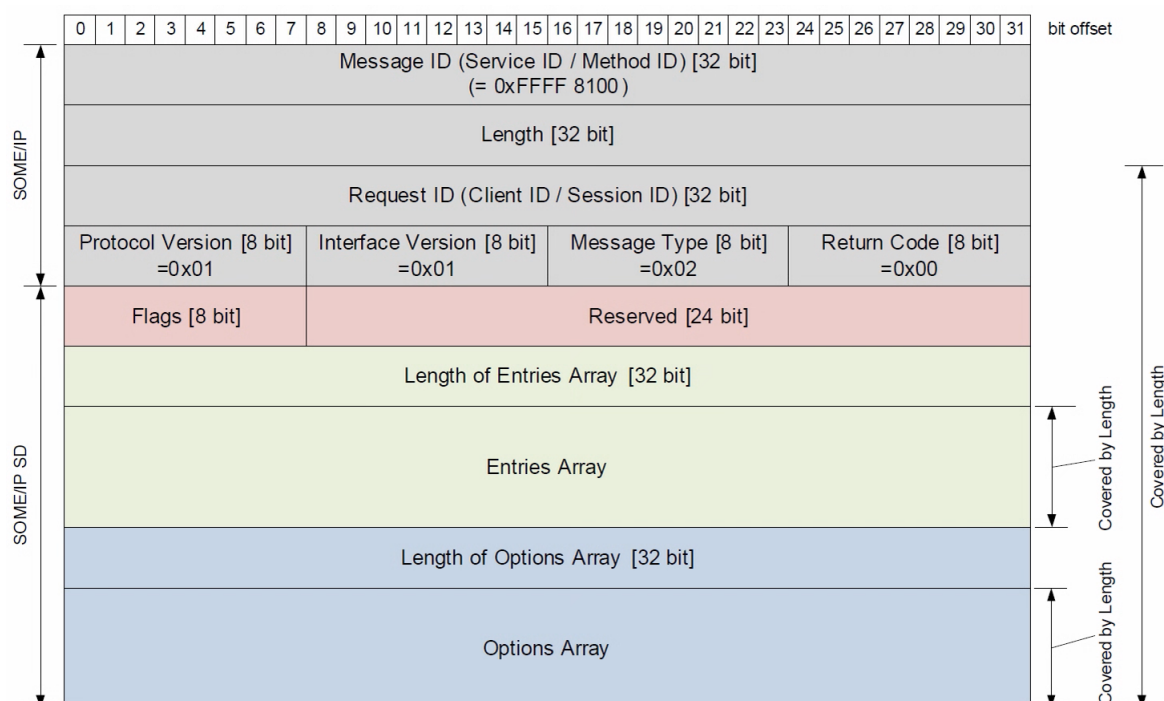


Figure 7.2: - Overview of the Service Discovery message format

[SWS_Sd_00037] [If not defined otherwise, all fields in the Service Discovery messages shall be in Network Byte Order (i.e. Big Endian Byte Order).] ()

7.3.1 Request ID

This chapter describes the requirements related to the Request ID field. The Request ID is made up of Client ID and Session ID. While the Client ID is not used for Service Discovery, the Session ID is used to detect the reboot or restart of other Service Discovery instances in the vehicle in order to repair the local state of the Service Discovery module.

[SWS_Sd_00034] [After initialization of the Service Discovery Module, the Session ID for messages sent by the local ECU shall be 0x0001.] ()

Note to SWS_SD_00034: This means that the first SD message sent out has Session ID set to 0x0001. According to PRS_SOMEIPSD_00160 the Service Discovery module has to handle the session ID per communication partner. Thus, the first SD message sent out to the multicast endpoint as well as the first SD message sent out to any unicast endpoint has the Session ID set to 0x0001.

7.3.2 Protocol Version field

The Protocol Version field is used to describe the current version of SOME/IP.

7.3.3 Interface Version field

The Interface Version field is used to describe the current version of the SOME/IP service; i.e. the current version of SOME/IP-SD itself.

7.3.4 Message Type field

The Message Type field is used to differentiate the types of SOME/IP messages. SOME/IP-SD uses only event messages; thus, it always uses the same type.

7.3.5 Return Code field

The Return Code is used to signal whether a request was successfully been processed. This is not applicable for SOME/IP-SD; therefore, the return code will be statically set to 0x00.

7.3.6 Flags field

With the Flags field the SOME/IP-SD header starts. It is used to signal global Service Discovery information, which includes currently the state of the last reboot as well as the capability of receiving unicast messages.

[SWS_Sd_00448] [A reboot detected with Session ID and Reboot Flag shall lead to expiration of the local state that is controlled by this communication partner.

In case of a reboot of a server, of which the client uses a service, the client shall handle the reboot as if a Stop Offer entry was received (see also SWS_SD_00367 for further details)

In case of a reboot of a server, of which the client uses a service, the server shall handle the reboot as if a StopSubscribeEventgroup entry was received (see also SWS_SD_00345 for further details).] ()

7.3.7 Reserved field

This Reserved field is not currently used and left empty for further enhancements of the SOME/IP-SD protocol.

7.3.8 Entries Array

When SOME/IP-SD find or offers Service Instances or handles subscriptions this is done by so called entries, which are transported in the entry array of the SOME/IP-SD message (see [Figure 7.2](#)).

7.3.8.1 Entry Format Type 1

Two types of Entries exist: Type 1 Entries for Services and Type 2 Entries for Event-groups.

For further details on the Entry Format Type 1 , see [\[6, PRS SOME/IP Service Discovery Protocol\]](#) Chapter 4.1.2.3 Entry Format

The Type 1 Entries shall have the following layout:

0	1	2	3	4	5	6	7	8	9	10	11	12	13	14	15	16	17	18	19	20	21	22	23	24	25	26	27	28	29	30	31	bit offset
Type								Index 1st options								Index 2nd options								# of opt 1				# of opt 2				
Service ID																Instance ID																
Major Version								TTL																								
Minor Version																																

Figure 7.3: - Layout of Type 1 Entries (Entries for Services)

[SWS_Sd_00173] [The Service ID field of the Type 1 Entry format layout shall carry the Service ID of the service, statically configured using the parameter SdServerServiceID and SdClientServiceID, depending on being a server or client entry.]()

[SWS_Sd_00175] [The Instance ID field of the Type 1 Entry format layout shall carry the Instance ID of the service, statically configured using the parameter SdServerServiceInstanceID and SdClientServiceInstanceID, depending on being a server or client entry.]()

[SWS_Sd_00178] [The Major Version field of the Type 1 Entry format layout shall carry the SdServerServiceMajorVersion and SdClientServiceMajorVersion, depending on being a server or client entry.]()

[SWS_Sd_00180] [The TTL field of the Type 1 Entry format layout defines the lifetime of the entry in seconds configured using the parameter SdServerTimerTTL and SdClientTimerTTL, except for Stop-Entries, which have a TTL of 0.]()

[SWS_Sd_00182] [The Minor Version field of the Type 1 Entry format layout shall carry the SdServerServiceMinorVersion and SdClientServiceMinorVersion.]()

7.3.8.2 Entry Format Type 2

The Type 2 Entries format shall be used for Eventgroups.

For further details on the Entry Format Type 2 , see [6, PRS SOME/IP Service Discovery Protocol] Chapter 4.1.2.3 Entry Format

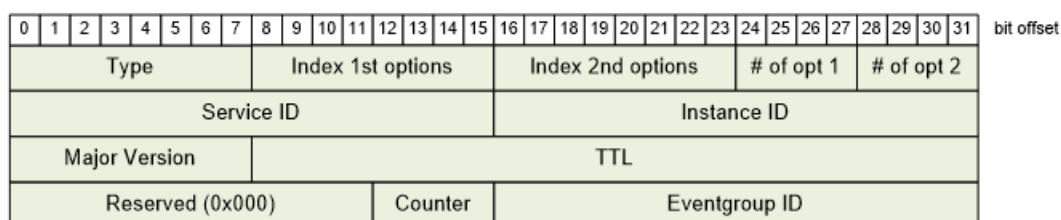


Figure 7.4: - Layout of Type 2 Entries (Entries for Eventgroups)

[SWS_Sd_00193] [The Service ID field of the Type 2 Entry format layout shall carry the Service ID of the eventgroups service, statically configured using the parameter SdServerServiceID and SdClientServiceID, depending on being a server or client entry.]()

[SWS_Sd_00195] [The Instance ID field of the Type 2 Entry format layout shall carry the Instance ID of the eventgroups service statically configured using the parameter SdServerServiceInstanceID and SdClientServiceInstanceID, depending on being a server or client entry.]()

[SWS_Sd_00198] [The Major Version field of the Type 2 Entry format layout shall carry the SdServerServiceMajorVersion and SdClientServiceMajorVersion, depending on being a server or client entry.]()

[SWS_Sd_00200] [The TTL field of the Type 2 Entry format layout defines the lifetime of the entry in seconds configured using the parameter SdServerTimerTTL and SdClientTimerTTL, except for Stop- or Nack-Entries, which use a TTL of 0.]()

[SWS_Sd_00204] [The Eventgroup ID field of the Type 2 Entry format layout shall carry the ID of an Eventgroup, configured using the parameter SdConsumedEventGroupID.]()

[SWS_Sd_00476] [Type 2 Entries (Entries for Eventgroups) shall not use "any values" as Service ID (i.e. 0xFFFF), Instance ID (i.e. 0xFFFF), Eventgroup ID (i.e. 0xFFFF), and/or Major Version (i.e. 0xFF).]()

7.3.9 Options Array

The Option array is the last part of the Service Discovery Message (see [Figure 7.2](#)). The options in the options array carry additional information.

For further details on the Configuration Option, see [\[6, PRS SOME/IP Service Discovery Protocol\]](#) Chapter 4.1.2.4 Options Format

7.3.9.1 Configuration Option

The Configuration Option transports additional attributes of entries in the Service Discovery messages. Between 0 and n configuration items can be transported using the Configuration Option. These configuration items can include for example the name of the host or the Service.

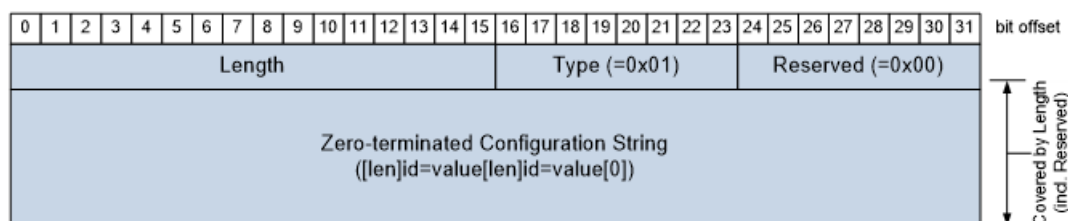


Figure 7.5: - Configuration Option

[SWS_Sd_00292] [The Configuration String shall be constructed as follows from the SdServerCapabilityRecord and SdClientCapabilityRecord (Eventgroups of Services with ID 0xFFFE shall include the Services CapabilityRecord):

- For every SdServerCapabilityRecordKey/ SdServerCapabilityRecordValue or SdClientServiceCapabilityRecordKey/ SdClientServiceCapabilityRecordValue pair:
 - A config_item_string is constructed of the concatenation of key, "=", and value.
 - The length of this config_item_string is written as uint8 to the configuration string.

- The config_item_string is appended to the configuration string.
- Append a 0x00 uint8 at the end. This means no further config_item_string follows.

]()

Example for Configuration Option:

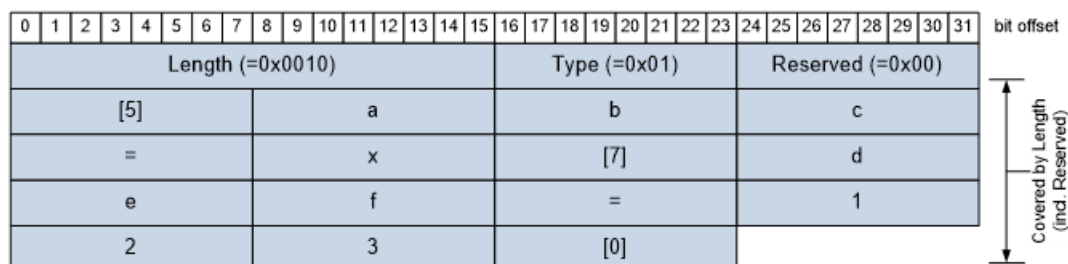


Figure 7.6: - Example for Configuration Option

[SWS_Sd_00461] [SdServerCapabilityRecordValue and SdClientServiceCapabilityRecordValue are allowed to be empty.

This means that after "=" the next length uint8 or "0" follows.]()

[SWS_Sd_00466] [Receiving a config_item_string without an "=" sign shall be interpreted as key present without value.]()

[SWS_Sd_00467] [Multiple config_item_string with the same key in a single configuration option shall be supported.]()

[SWS_Sd_00468] [If SdInstanceHostname exists, a key "hostname" with the value set to the string of this configuration item shall be added to the Configuration Option.]()

7.3.9.2 IPv4 Endpoint Option

This chapter describes the fields and values of the IPv4 Endpoint Option, which transports unicast IP Address, Layer 4 Protocols (e.g. UDP or TCP), and Port Number; thus, the information needed to communicate with a service.

When receiving a Service Discovery message offering a service and transporting an IPv4 Endpoint Option, ECUs receiving this message can dynamically configure the Socket Adaptor for using this service by updating a Socket Connection.

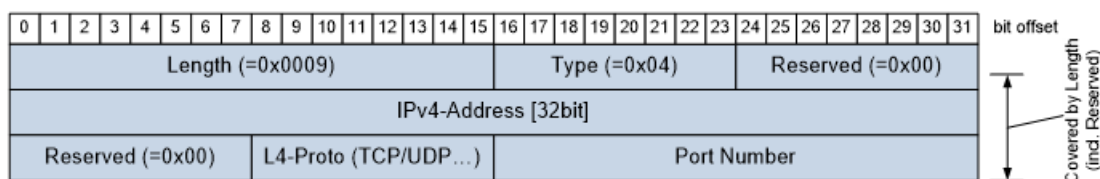


Figure 7.7: - IPv4 Endpoint Option format

[SWS_Sd_00755] [The ports shall be used for the events and notification events as well.

- When using UDP the server uses the announced port as source port.
- With TCP the client shall check the status of the socket connection by calling SoAd_GetSoConMode(). Calling this API has to provide SOAD_SOCON_ONLINE state for at the dedicated socket connection.

In addition, if a secure port was selected, an security association needs to be established before sending the subscription. Otherwise events and notification events can neither be sent secure ports nor received.]()

7.3.9.3 IPv6 Endpoint Option

This chapter describes the fields and values of the IPv6 Endpoint Option, which is the same as the IPv4 Endpoint Option except that it transport IPv6 Addresses instead IPv4 Addresses.




Figure 7.8: - IPv6 Endpoint Option format

[SWS_Sd_00756] [The ports shall be used for the events and notification events as well.

- When using UDP the server uses the announced port as source port.
- With TCP the client shall check the status of the socket connection by calling SoAd_GetSoConMode(). Calling this API has to provide SOAD_SOCON_ONLINE state for at the dedicated socket connection.

In addition, if a secure port was selected, an security association needs to be established before sending the subscription. Otherwise events and notification events can neither be sent secure ports nor received.

]()

7.3.9.4 IPv4 Multicast Option

The IPv4 Multicast option is either used by an SdServerService to announce its configured Eventhandler multicast endpoint or by a SdClientService to announce its configured Consumed Eventgroup multicast endpoint:

- If it is used as Eventhandler multicast endpoint, then an SdServerService announces the IPv4 multicast address, the transport layer protocol (ISO/OSI layer 4) and the port number, to where the multicast-events and multicast-notification-events are sent to.
- If it is used as Consumed Eventgroup multicast endpoint, then an SdClientService indicates the IPv4 multicast address, the transport layer protocol (ISO/OSI layer 4) and the port number, where the SdClient expects events to be received.

As transport layer protocol, only UDP is supported.

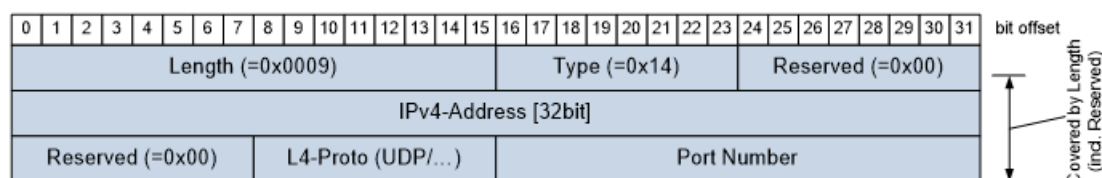


Figure 7.9: - IPv4 Multicast Option format

7.3.9.5 IPv6 Multicast Option

The IPv6 Multicast option is either used by an SdServerService to announce its configured Eventhandler multicast endpoint or by an SdClientService to announce its configured Consumed Eventgroup multicast endpoint:

- If it is used as Eventhandler multicast endpoint, then an SdServerService announces the IPv6 multicast address, the transport layer protocol (ISO/OSI layer 4) and the port number, to where the multicast-events and multicast-notification-events are sent to.
- If it is used as Consumed Eventgroup multicast endpoint, then an SdClientService indicates the IPv6 multicast address, the transport layer protocol (ISO/OSI layer 4) and the port number, where the SdClient expects events to be received.

As transport layer protocol, only UDP is supported.

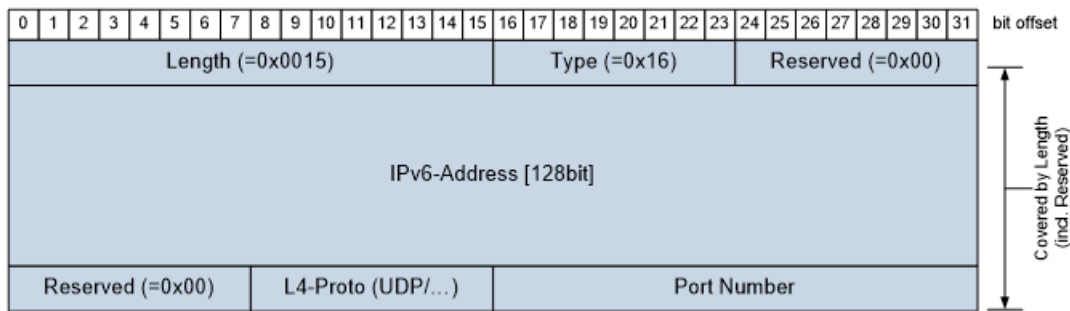


Figure 7.10: - IPv6 Multicast Option format

7.3.9.6 IPv4 SD Endpoint Option

The IPv4 SD Endpoint Option transports the endpoint (i.e. IP-Address and Port) of the senders SD implementation. This is used to identify the SOME/IP-SD Instance in cases in which the IP-Address and/or Port Number cannot be used.

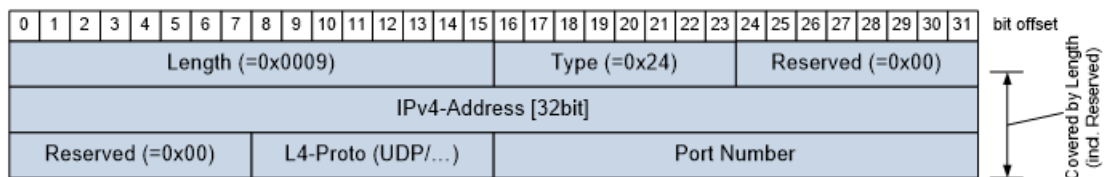


Figure 7.11: - IPv4 SD Endpoint Option

7.3.9.7 IPv6 SD Endpoint Option

The IPv6 SD Endpoint Option transports the endpoint (i.e. IP-Address and Port) of the senders SD implementation. This is used to identify the SOME/IP-SD Instance in cases in which the IP-Address and/or Port Number cannot be used.

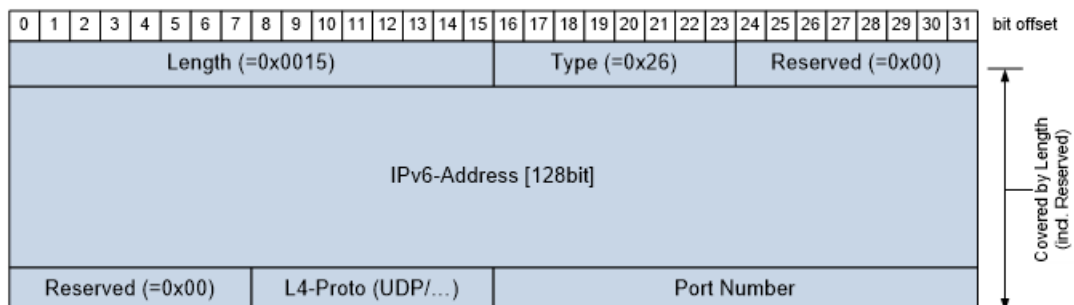


Figure 7.12: - IPv6 SD Endpoint Option

7.3.9.8 Handling missing, redundant, and conflicting Options

This section describes the error handling of received options.

Note: Several entry types are used in combination with different option types:

- Offer and StopOffer entries use an IPv4 or IPv6 Endpoint Option. The Endpoint Option content (IP address, port and L4-protocol) are identified via SdServerServiceTcpRef and SdServerServiceUdpRef
- Subscribe and StopSubscribe entries use an IPv4 or IPv6 Endpoint Option, if the corresponding Client Service refer to SdClientServiceTcpRef or SdClientServiceUdpRef
- Subscribe and StopSubscribe entries use an IPv4 or IPv6 Multicast Option, if the corresponding Client Service refer to SdClientServiceMulticastRef
- SubscribeEventGroupAck entries use an IPv4 or IPv6 Multicast Option. The Endpoint Option content (multicast IP address and port) are identified via SdMulticastEventSoConRef

For further details on Handling missing, redundant, and conflicting Options, see [6, PRS SOME/IP Service Discovery Protocol] 4.1.4.6 Error Handling

[SWS_Sd_00663] [SubscribeEventgroup entries shall be answered with SubscribeEventgroupNack, if the SubscribeEventgroup entry reference two or more options that are in conflict or the option type is unknown.]()

Note:

For Service Endpoints Options see SdClientServiceTcpRef and SdClientServiceUdpRef. For Eventgroup Endpoint Options see SdEventActivationRef at SdEventHandlerUdp/SdEventHandlerTcp/SdEventHandlerMulticast.

See also PRS_SOMEIPSD_00231 and PRS_SOMEIPSD_00361.

7.3.9.9 Security considerations for Options

[SWS_Sd_00720] [For checking if endpoints are topological correct, the value of ECUC_Sd_00128 shall be used in order to determine on how many leading bits shall be compared to check if an IP address is qualified as local. If not present, the value of the locally configured netmask for the IP address shall be used.]()

7.3.10 Entries referencing Options

This chapter describes how Entries can reference two runs of Options with zero to fifteen options each in order to reference additional information.

Note: Entries support two option runs to allow referencing the same Options by different Entries. With a single option run, sharing Endpoint Options while having different Configuration Options per Entry would not have worked efficiently.

Note: [Figure 7.13](#) shows an SD message example, which has an entry referencing two options in the first run:

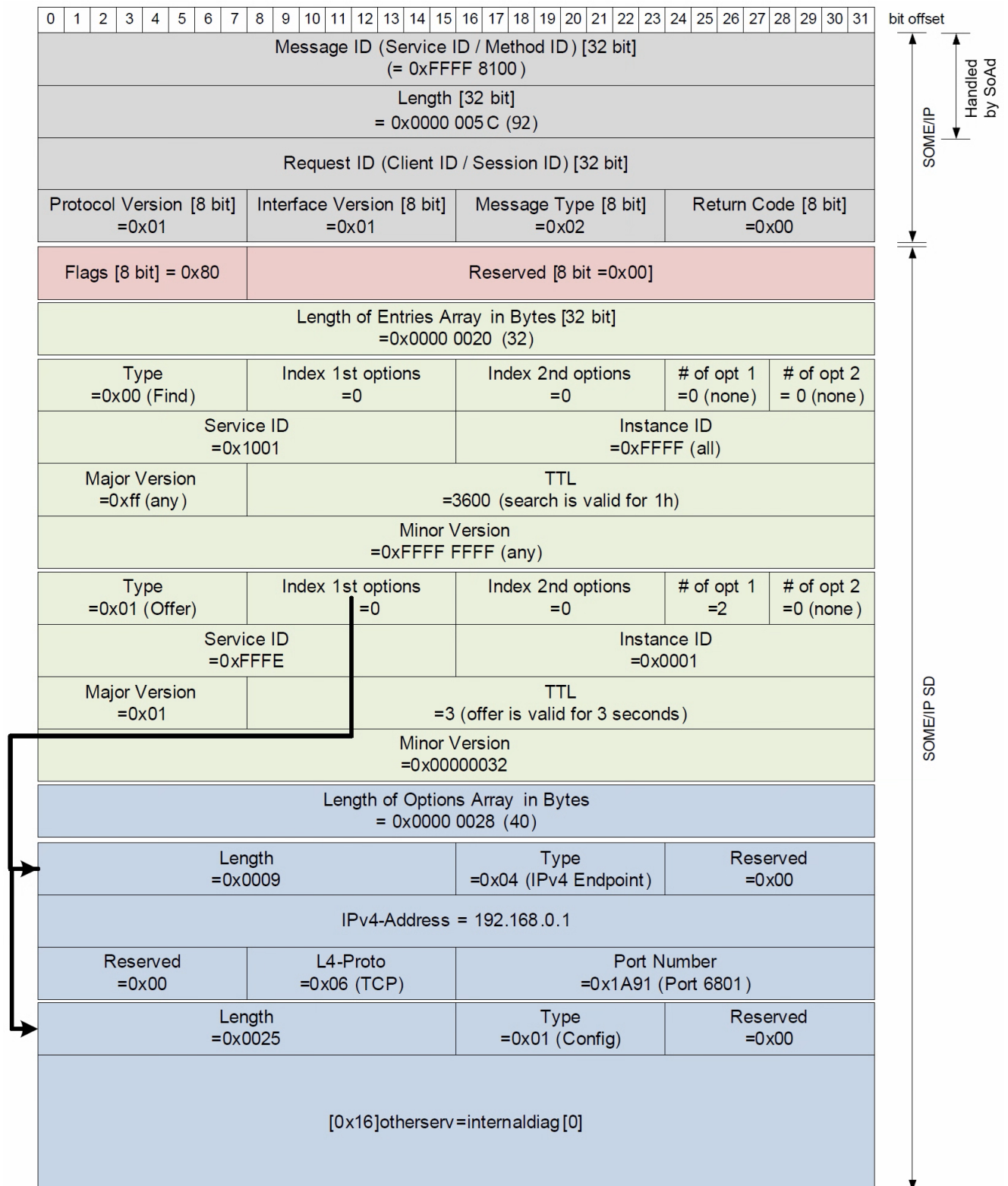


Figure 7.13: - Example with Entries referencing Options

The following table shows which Option is allowed to be carried by different Entries (all other combinations shall not be used):

7.4 Service Discovery Entry Types

ECUs shall distribute available Service Instances and Service Instances needed as well as the Eventgroups of these Service Instances. For this purpose, they exchange entries using Service Discovery messages. This chapter describes how these entries are encoded to offer and find services as well as find and subscribe Eventgroups.

7.4.1 Entries for Services (common requirements)

These requirements are valid for all Entries concerning Services including Entries of Type 0x00, 0x01, 0x02, and 0x03.

Note: Currently only Service Entries of type 0x00 and 0x01 are defined in this specification.

[SWS_Sd_00295] [An Instance ID of 0xFFFF shall mean any possible instances and are not allowed for OfferService and StopOfferService entries.] ()

[SWS_Sd_00296] [FindService entries shall carry Service ID, Service Instance ID, Major Version, and Minor Version as configured in SdClientServiceID, SdClientServiceInstanceID, SdClientServiceMajorVersion, and SdClientServiceMinorVersion.] ()

[SWS_Sd_00297] [OfferService and StopOfferService shall carry Service ID, Service Instance ID, Major Version, Minor Version, and as configured in SdServerServiceID, SdServerServiceInstanceID, SdServerServiceMajorVersion, and SdServerServiceMinorVersion.] ()

[SWS_Sd_00298] [FindService entries shall carry the TTL as configured in SdClientTimerTTL.] ()

[SWS_Sd_00299] [OfferService entries shall carry the TTL as configured in SdServerTimerTTL.] ()

[SWS_Sd_00267] [All entries concerning Services (FindService, OfferService and StopOfferService shall carry - i.e. reference - the options as configured.] ()

Note: see also chapter [7.3.9.6](#).

7.4.2 FindService entry

FindService entries allow finding Service Instances.

For further details on FindService entry, see [6, PRS SOME/IP Service Discovery Protocol] Chapter 4.1.2.5 Service Entries

[SWS_Sd_00503] [If SdVersionDrivenFindBehavior is set to EXACT_OR_ANY_MINOR_VERSION, the Service Discovery shall use exact minor version for the Find-

Service entry, which means services with this specific minor version shall only be returned.]()

[SWS_Sd_00752] [If SdVersionDrivenFindBehavior is set to EXACT_OR_ANY_MINOR_VERSION the Service Discovery shall use 0xFFFF FFFF (ANY) for the FindService entry, which means that services with any minor version shall be returned]()

Note to SWS_Sd_00503 and SWS_Sd_00752: It is expected that the Minor Version on client side is configured to 0xFFFF FFFF in normal operation since the client should accept all different Minor Versions. Different Minor Versions shall be compatible to each other.

[SWS_Sd_10503] [If SdVersionDrivenFindBehavior is set to MINIMUM_MINOR_VERSION the following points shall be considered by the Service Discovery module:

- the Minor Version shall be set to the minimum acceptable required minor version in the configuration
- Service Discovery shall use 0xFFFF FFFF (ANY) for the FindService entry, which means that services with any minor version shall will be returned

]()

Note: This described behavior of SWS_SD_10503 is differend from PRS_SOMEIPSD_00825

Note: Handling of received services entries, where the SdVersionDrivenFindBehavior is set to MINIMUM_MINOR_VERSION is specified in requirement SWS_SD_04089 of chapter 7.5.3 Receiving Entries

[SWS_Sd_00504] [TTL shall be set according to the configuration.]()

7.4.3 OfferService entry

To offer Service Instances, the OfferService entry shall be used.

For further details on OfferService entry, see [6, PRS SOME/IP Service Discovery Protocol] Chapter 4.1.2.5 Service Entries

[SWS_Sd_00612] [If the Load Balancing Option is used, the Weight field shall be set to the configured value of SdServerServiceLoadBalancingWeight.]()

[SWS_Sd_00611] [If the Load Balancing Option is used, the Priority field shall be set to the configured value of SdServerServiceLoadBalancingPriority.]()

7.4.4 Building OfferService entries

[SWS_Sd_00478] [This chapter describes how to derive all necessary data to assemble an OfferService Message:

1. Derive all static data from the configuration container. These are e.g:
 - Container SdServerService: SdServerServiceId
 - Container SdServerService: SdServerServiceInstanceId
 - Container SdServerService: SdServerServiceMajorVersion
 - Container SdServerService: SdServerServiceMinorVersion
 - Container SdServerTimer: SdServerTimerTTL
 - Container SdInstance: SdInstanceHostname
2. If TCP is configured for this service (configuration item SdServerServiceTcpRef exists):
 - The generator derives a SoConID out of the SoConGroup referenced by the configuration parameter SdServerServiceTcpRef
 - Call the Socket Adaptor's API SoAd_GetLocalAddr() with the derived SoConID to get back the IP Address, Transport protocol (Layer 4), and the port number needed for the Endpoint Option.
 - Build the relevant Endpoint Option with L4-Protocol set to TCP (shall be same as in LocalAddr) .
3. If UDP is configured for this service (configuration item SdServerServiceUdpRef exists):
 - The generator derives a SoConID out of the SoConGroup referenced by the configuration parameter SdServerServiceUdpRef
 - Call the Socket Adaptor's API SoAd_GetLocalAddr() with the derived SoConID to get back the IP Address, Transport protocol (Layer 4), and the port number needed for the Endpoint Option.
 - Build the relevant Endpoint Option with L4-Protocol set to TCP (shall be same as in LocalAddr) .
4. Build Configuration Option if configured (see configuration item SdServerCapabilityRecord and SdInstanceHostname).
5. Build OfferService Entry as described above.

]()

7.4.5 StopOfferService entry

To stop offering Service Instances, the StopOfferService entry shall be used.

For further details on StopOfferService entry, see [6, PRS SOME/IP Service Discovery Protocol] Chapter 4.1.2.5 Service Entries.

7.4.6 Eventgroup Entries (Common requirements)

The following requirements are valid for all Entries concerning Eventgroups including Entries of Type 0x04, 0x05, 0x06, and 0x07.

Note: Currently only Eventgroup Entry of Type 0x06 and 0x07 are defined in this specification.

For further details on Eventgroup Entries, see [6, PRS SOME/IP Service Discovery Protocol] Chapter 4.1.3.1 Eventgroup Entry

[SWS_Sd_00289] [Eventgroups entries include:

- SubscribeEventgroup and StopSubscribeEventgroup
- SubscribeEventgroupAck and SubscribeEventgroupNack

]()

[SWS_Sd_00291] [Eventgroup entries shall set the Eventgroup ID to the ID of the Eventgroup (configuration parameters SdConsumedEventGroupId and SdEventHandlerEventGroupId).]()

Note: Eventgroup ID 0x0000 is reserved.

[SWS_Sd_00301] [SubscribeEventgroup, and StopSubscribeEventgroup entries shall set the Service IDs, Service Instance IDs, and Eventgroup IDs based on the configuration (configuration parameters SdClientServiceId and SdClientServiceInstanceId).]()

[SWS_Sd_00304] [SubscribeEventgroup entries shall have the TTL field set to the configured value (configuration parameter SdClientTimerTTL of SdConsumedEventGroup) and the SubscribeEventgroupAck entry shall use the TTL value of the SubscribeEventgroup entry it acknowledges.]()

[SWS_Sd_00307] [Eventgroup entries shall carry the options as configured.]()

7.4.7 SubscribeEventgroup entry

To subscribe to Eventgroups, the SubscribeEventgroup entry shall be used.

For further details on SubscribeEventgroup Entries, see [6, PRS SOME/IP Service Discovery Protocol] Chapter 4.1.3.1 Eventgroup Entry

[SWS_Sd_00693] [The Counter field in the Type 2 Entry format is used to differentiate different Subscribe Eventgroups to otherwise identical Eventgroups (i.e. same Service ID, same Instance ID, same Eventgroup ID, and same Major Version). The Counter field shall be reflected by the Server to the Subscribe Eventgroup Ack and Nack entries.

If identical Consumed Eventgroups are configured with different Endpoints, then the SD shall use the Counter to differentiate the different Subscriptions. The value of the Counter can be determined by the implementation.]()

Note:

A width of 4 bits limits this to 16 different Subscriptions to the same Eventgroup.

[SWS_Sd_00757] [In case network security protocols are in use clients shall be holding back their SubscribeEventgroup, as long as the security association that enables secure communication is not established (see [\[SWS_Sd_00761\]](#)).

]()

7.4.8 StopSubscribeEventgroup entry

To stop subscribing to an Eventgroup, the StopSubscribeEventgroup entry shall be used.

For further details on StopSubscribeEventgroup Entries, see [\[6, PRS SOME/IP Service Discovery Protocol\]](#) Chapter 4.1.3.1 Eventgroup Entry

7.4.9 SubscribeEventgroupAck entry

To acknowledge a SubscribeEventgroup entry, the SubscribeEventgroupAck entry shall be used and shall be used with the values as in the SubscribeEventgroup entry it stops.

For further details on SubscribeEventgroupAck Entries, see [\[6, PRS SOME/IP Service Discovery Protocol\]](#) Chapter 4.1.3.1 Eventgroup Entry

7.4.10 SubscribeEventgroupNack entry

For further details on SubscribeEventgroupNack Entries, see [\[6, PRS SOME/IP Service Discovery Protocol\]](#) Chapter 4.1.3.1 Eventgroup Entry

[SWS_Sd_00698] [If a SubscribeEventgroup entry referencing two conflicting Endpoint Options (UDP or TCP) is received then a SubscribeEventgroupNack shall be generated. Endpoint options are considered conflicting if they are of the same type but hold different values, like different IP or Port number.]()

[SWS_Sd_00758] [When the client receives a `SubscribeEventgroupNack` as response to a `SubscribeEventgroup` for which a security association is required, the client shall check the state of the security protocol (see [\[SWS_Sd_00761\]](#)) and shall restart the security protocol, if not yet started (see [\[SWS_Sd_00465\]](#)).] ()

7.4.11 Building `SubscribeEventgroup` entries

[SWS_Sd_00701] [This requirement describes how to derive all necessary data to assemble a `SubscribeEventgroup` Message:

1. Derive all static data from the configuration container. These are e.g:
 - Container `SdClientService`: `SdClientServiceId`
 - Container `SdClientService`: `SdClientServiceInstanceId`
 - Container `SdClientService`: `SdClientServiceMajorVersion`
 - Container `SdClientService`: `SdClientServiceMinorVersion`
 - Container `SdConsumedEventGroupTimerRef` - `SdClientTimer`: `SdClientTimerTTL`
 - Container `SdInstance`: `SdInstanceHostname`
2. If TCP is configured for this service (configuration item `SdClientServiceTcpRef` exists):
 - Find the relevant `SocketConnection` based on the `SdClientServiceTcpRef` (finding `SoConGroup`) and the `Endpoint Option` of the `OfferService` entry (finding `SoCon` within).
 - Call the `Socket Adaptor's API SoAd_GetLocalAddr()` with the derived `SoConID` to get back the IP Address, Transport protocol (Layer 4), and the port number needed for the `Endpoint Option`.
 - Build the relevant `Endpoint Option` with L4-Protocol set to TCP (shall be same as in `LocalAddr`).
3. If UDP is configured for this service and used as Consumed Eventgroup unicast endpoint (configuration item `SdClientServiceUdpRef` exists):
 - Find the relevant `SocketConnection` based on the `SdClientServiceUdpRef` (finding `SoConGroup`) and the `Endpoint Option` of the `OfferService` entry (finding `SoCon` within).
 - Call the `Socket Adaptor's API SoAd_GetLocalAddr()` with the derived `SoConID` to get back the unicast IP Address, Transport protocol (Layer 4), and the port number needed for the `Endpoint Option`.
 - Build the relevant `Endpoint Option` with L4-Protocol set to UDP (shall be same as in `LocalAddr`).

4. If UDP is configured for this service and used as Consumed Eventgroup multicast endpoint (configuration item SdClientServiceMulticastRef exists):
 - Find the relevant SocketConnection based on the SdClientServiceMulticastRef (finding SoConGroup) and the Endpoint Option of the OfferService entry (finding SoCon within).
 - Call the Socket Adaptor's API SoAd_GetLocalAddr() with the derived SoConID to get back the multicast IP Address, Transport protocol (Layer 4), and the port number needed for the Multicast Option.
 - Build the relevant Multicast Option with L4-Protocol set to UDP (shall be same as in LocalAddr).
5. Build Configuration Option if configured (see configuration item SdClientCapabilityRecord and SdInstanceHostname).
6. Build SubscribeEventgroup Entry as described above.

]()

7.5 Sending and Receiving of Messages

This chapter describes how messages are transmitted and received using the Socket Adaptor module.

[SWS_Sd_00039] [The Service Discovery module sends Service Discovery messages (Offer, StopOffer, Find,..) using the SoAd_IfTransmit() API carrying the referenced TxPdu (see configuration parameter SdInstanceTxPdu).]()

[SWS_Sd_00040] [The Service Discovery module receives Service Discovery messages via the API Sd_SoAdIfRxIndication() and the configuration items SdInstanceUnicastRxPdu and SdInstanceMulticastRxPdu. The received remote address must be saved in the call context of the Sd_RxIndication.]()

[SWS_Sd_00479] [When receiving Service Discovery messages the values of all reserved fields shall be ignored.]()

[SWS_Sd_00708] [Every time the Service Discovery module receives a SOME/IP-SD message, the consistency of this message has to be checked. This includes but is not limited to:

- Validating that the SOME/IP-SD message is long enough to fit the entries and options arrays (total length = 12 + length of entries array + length of options array).
- Check that entries reference existing options.

In case a malformed message has been received, the extended production error SD_E_MALFORMED_MSG shall be reported.]()

7.5.1 Sequence for message transmission

[SWS_Sd_00480] [This chapter describes the interaction with the Socket Adaptor module to send Service Discovery messages:

1. Precondition: Service Discovery message is assembled
2. In case the message shall be sent via unicast:
 - Call the Socket Adaptor's API `SoAd_SetRemoteAddr`
3. In case the message shall be sent via multicast:
 - Call the API `SoAd_SetRemoteAddr` to set the destination
4. Call `SoAd_IfTransmit()` to send the message on the bus

Please also refer to the sequence "CLIENT/SERVER: TransmitSdMessage" shown in Chapter 9.]()

Note:

This can be achieved for example by checking the status of all Service Instances and Eventgroups cyclically and afterwards assembling the Service Discovery Messages.

[SWS_Sd_00651] [The amount of separate Service Discovery messages shall be reduced, i.e.: Combine as much information as possible into one Service Discovery message before calling the Socket Adaptor's transmit API. This means that when a entry is sent after waiting the appropriate delay (i.e. based on Request-Response-Delay) all other entries for this communication partner may be packed into the Service Discovery message as well.]()

7.5.2 Sequence for message reception

[SWS_Sd_00482] [This chapter describes the interaction with the Socket Adaptor on how Service Discovery messages are received:

1. When the SocketAdaptor receives a Service Discovery message, the API `Sd_RxIndication()` is called.
2. Using the indicated `RxPduld`, the associated `SoConId` for this SD Instance has to be determined.
3. Call API `SoAd_GetRemoteAddr()` with this `SoConId`.
4. Store address and message for further processing.
5. Reset the `SoCon` back to Wildcard using `SoAd_ReleaseRemoteAddr()`
6. The entries shall be processed exactly in the order they arrived.

Please also refer to the sequence "CLIENT/SERVER: Sd_RxIndication" shown in Chapter 9.]()

Note:

For deriving the SoConId, the SoAdSocketRoute corresponding to this RxPdId should refer either to a SoAdSocketConnection or to a SoAdSocketConnectionGroup containing a single SoAdSocketConnection.

[SWS_Sd_00696] [If the entries of a single Service Discovery Message would lead to closing and opening the same Socket Connection in the Socket Adaptor, the Service Discovery shall not close the Socket Connection first.] ()

Note: Closing and opening Socket Connections (especially with TCP), conflicts with the behavior of the Service Discovery and leads to suboptimal reaction times.

7.5.3 Receiving Entries

When receiving entries the relevant Service Instance or Eventgroups have to be identified, which is explained in this section.

[SWS_Sd_00488] [If SdClientServiceMinorVersion is set to 0xFFFFFFFF and SdVersionDrivenFindBehavior is set to EXACT_OR_ANY_MINOR_VERSION, the Minor Version in a received OfferService or StopOfferService entry is not checked for identifying Service Instances and its associated Eventgroups.] ()

[SWS_Sd_00489] [If SdClientServiceMinorVersion is set to any value except 0xFFFFFFFF and SdVersionDrivenFindBehavior is set to EXACT_OR_ANY_MINOR_VERSION, the Minor Version in a received OfferService or StopOfferService shall be checked for identifying Service Instances and its associated Eventgroups. The Service Discovery module shall process a OfferService or StopOfferService where the minor version of the received entry match exact the configured minor version of the corresponding SdClientService.] ()

Note:

We call each configured service instance fulfilling the SWS items [\[SWS_Sd_00488\]](#) and [\[SWS_Sd_00489\]](#) a service instance match candidate.

[SWS_Sd_04089] [If SdVersionDrivenFindBehavior is set to MINIMUM_MINOR_VERSION, the Minor

Version in a received OfferService or StopOfferService shall be checked for identifying Service Instances and its associated Eventgroups. The Service Discovery module shall process a OfferServices or StopOfferServices where the minor version of the received entry are equal or greater than the configured minor version of the corresponding SdClientService.] ()

Note: This described behavior of SWS_SD_04089 is differend from PRS_SOMEIPSD_00825

[SWS_Sd_07016] [If a service match candidate is detected for a ClientService where SdVersionDrivenFindBehavior is set to MINIMUM_MINOR_VERSION and the ClientService has already triggered a subscription to another ServerService, the Service Discovery module shall silently discard this service match candidate.]()

[SWS_Sd_01503] [The Service Discovery module shall ignore all received service entries of a Client

Service, where the minor version of the received entry is specified within a version blacklist of the corresponding SdClientService (see SdBlacklistedVersions).]()

[SWS_Sd_00716] [If either the received Type 1 SD entry references a configuration option or a service match candidate has capability records configured (i.e., SdServerCapabilityRecord in case of a received FindService entry or SdClientCapabilityRecord in case of a OfferService or a StopOfferService entry), the configured SdCapabilityRecordMatchCallout shall be invoked by the SD implementation.]()

[SWS_Sd_00717] [A received Type 2 SD entry with Service ID 0xFFFE (Non-SOMEIP) shall be matched accordingly to SWS_SD_00716 with the capability records of the Service (SdServerCapabilityRecord in case of a received SubscribeEventgroup or StopSubscribeEventgroup entry or SdClientCapabilityRecord in case of SubscribeEventgroupAck or SubscribeEventgroupNack entry).]()

[SWS_Sd_00718] [If the invoked SdCapabilityRecordMatchCallout returns true, the respective service instance match candidate actually provides a match for the received SD message including the configured capability records.]()

[SWS_Sd_00719] [If the invoked SdCapabilityRecordMatchCallout returns false, the respective service instance match candidate actually does not provide a match for the received SD message due to the mismatch with respect to the configured capability records.]()

7.5.3.1 Answering behaviour, if receiving Service Discovery Entries via Multicast address

When receiving Service Discovery messages using multicast, these messages may be received by multiple ECUs at once and multiple ECUs may answer to such a message in parallel. This could lead to overload situations of the ECU which sent the Service Discovery message via multicast, if all receiving ECUs answer in a similar point in time. In order to avoid a high workload on ECU which sent the Service Discovery message via multicast, the answers of the receiving ECUs could delay answer as described in this section.

[SWS_Sd_00491] [Answers to Entries received via multicast shall be delayed based on the appropriate configuration items:

- For ServerServices:
 - SdServerTimerRequestResponseMinDelay
 - SdServerTimerRequestResponseMaxDelay
- For ConsumedEventgroups:
 - SdClientTimerRequestResponseMinDelay
 - SdClientTimerRequestResponseMaxDelay

]()

[SWS_Sd_00492] [The configuration parameters for delaying OfferService entries as response to FindService entries received by multicast shall be taken from the Timer containers referenced by the Service container:

- SdServerService

]()

[SWS_Sd_00493] [The configuration parameters for delaying SubscribeEventgroup entries as response to OfferService entries received by multicast shall be taken from the Timer containers referenced by the Eventgroup containers:

- SdConsumedEventGroup

]()

[SWS_Sd_00494] [There shall be a random delay between the appropriate MinDelay and MaxDelay before answering to an Entry received via multicast.]()

[SWS_Sd_00724] [If SdServerTimerRequestResponseMinDelay and SdServerTimerRequestResponseMaxDelay are set to the same value, this value shall be used as delay.

If SdServerTimerRequestResponseMinDelay and SdServerTimerRequestResponseMaxDelay are set to 0, no delay shall be introduced.]()

[SWS_Sd_00725] [If SdClientTimerRequestResponseMinDelay and SdClientTimerRequestResponseMaxDelay are set to the same value, this value shall be used as delay.

If SdClientTimerRequestResponseMinDelay and SdClientTimerRequestResponseMaxDelay are set to 0, no delay shall be introduced.]()

[SWS_Sd_00495] [Delayed answering Entries received via multicast (as in SWS_SD_00494) shall no influence other timers (e.g. for handling the Repetition Phase).]()

7.6 Timings and repetitions for Server Service and Event Handlers

Especially after starting multiple ECUs, the multicast messages of the Service Discovery come with the risk of overflowing ECUs with too many messages. Therefore, the Service Discovery can be configured with a suitable message sending behavior.

For every Server Service Instance different phases are defined as shown in [Figure 7.14](#):

- Down
- Available
 - Initial Wait Phase
 - Repetition Phase
 - Main Phase

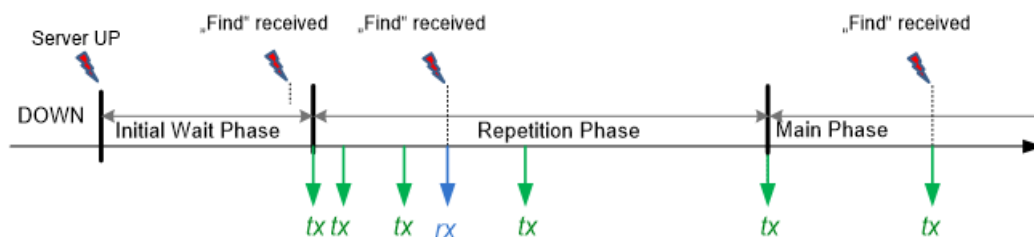


Figure 7.14: - Communication phases Server

[SWS_Sd_00605] [When the Down Phase is entered (coming from states other than init), the API `SoAd_CloseSoCon()` shall be called for all Socket Connections associated with this Server Service Instance.]()

[SWS_Sd_00760] [If a Sd server receives a `SubscribeEventgroup` entry and client end point is assigned to a socket connection, the server shall call `SoAd_IsConnection-Ready()` for this socket connection and client endpoint:

- If the function returns `TCPIP_E_OK`, the server shall respond with `SubscribeEventgroupAck`.
- For all other return values the server shall discard the entry and respond with `SubscribeEventgroupNack`.

]()

7.6.1 Initial Wait Phase for Server Services

This chapter describes the behavior of the Service Discovery in regard of a Server Service Instance in the Initial Wait Phase.

[SWS_Sd_00317] [If the following conditions apply, the Initial Wait Phase for this configured Server Service Instance shall be entered:

- Sd_Init() has been called
- SdServerService state was set to SD_SERVER_SERVICE_AVAILABLE (via Sd_ServerServiceSetState() or Sd_ServiceGroupStart())
- Sd_LocalIpAddrAssignmentChg() with state "TCPIP_IPADDR_STATE_ASSIGNED" has been called for the first IpAddrId associated with the SdInstance TxPdu.

]()

Note: Service Discovery expects that the IP address of the data/control path to be always the same. This means that a call of Sd_LocalIpAddrAssignmentChg() affects the control path and data path simultaneously.

[SWS_Sd_00330] [When the Initial Wait Phase is entered, the routing of the Server Service shall be enabled. See SdServerServiceActivationRef of this Server Service Instance.]()

[SWS_Sd_00318] [When entering the Initial Wait Phase, a random timer shall be started, using a random value within the configured range of SdServerTimerInitialOfferDelayMin and SdServerTimerInitialOfferDelayMax.]()

[SWS_Sd_00319] [If a FindService Entry is received within the Initial Wait Phase for this Server Service Instance, it shall be ignored.]()

[SWS_Sd_00320] [If a SubscribeEventgroup Entry or StopSubscribeEventgroup Entry are received within the Initial Wait Phase (or other phases) for an Event Handler of this Server Service Instance, it shall only be processed within the Service Discovery.]()

Note to SWS_SD_00320: Please refer to the according sequence diagrams and section [7.6.4](#).

[SWS_Sd_00321] [

When the calculated random timer based on the min and max values SdServerTimerInitialOfferDelayMin and SdServerTimerInitialOfferDelayMax expires and SoAd_GetSoConMode() provides SOAD_SOCON_ONLINE or SOAD_SOCON_RECONNECT state for at least one of the associated socket connection of this service (configured in SdServerServiceTcpRef or SdServerServiceUdpRef) :

- OfferService Entry shall be sent.
- If the SdServerTimerInitialOfferRepetitionsMax >0, enter the Repetition Phase
- If the SdServerTimerInitialOfferRepetitionsMax =0, enter the Main Phase.

]()

Note:

1. Init Wait Phase could be extended depends upon the out parameter of type SoAd_SoConModeType provided by SoAd_GetSoConMode() API.

2. In some case SoAd may need more time to change the socket connection state from SOAD_SOCON_OFFLINE to SOAD_SOCON_RECONNECT or SOAD_SOCON_ONLINE. E.G. Socket Connection will not change to SOAD_SOCON_RECONNECT or SOAD_SOCON_ONLINE only if InitWaitPhase of Service is configured as 0 or SoAd main function period is greater then Sd main function period.

[SWS_Sd_00323] [If SdServerService is set to a state other than SD_SERVER_SERVICE_AVAILABLE (via Sd_ServerServiceSetState() or Sd_ServiceGroupStop()) while being in Initial Wait Phase:

- Enter the Down Phase.
- Set all associated EventHandler to SD_EVENT_HANDLER_RELEASED and report it to the BswM by calling the API BswM_Sd_EventHandlerCurrentState.
- Cancel all relevant timers for service instance (see SWS_SD_00318).

]()

[SWS_Sd_00325] [If Sd_LocalIpAddrAssignmentChg() is called with a state other than "TCP_IP_IPADDR_STATE_ASSIGNED" while being in Initial Wait Phase, this phase shall be left and the Down Phase shall be entered.]()

[SWS_Sd_00606] [When the Initial Wait Phase is entered, the API SoAd_OpenSoCon() shall be called for all Socket Connections associated with this Server Service Instance.]()

Note: As soon as an IP address is assigned again and no SD_SERVER_SERVICE_DOWN was received, the Initial Wait Phase shall be reentered with the random timer reset to the random value.

7.6.2 Repetition Phase for Server Services

This chapter describes the timing behavior of the Service Discovery in regard of Server Service Instances in the Repetition Phase.

[SWS_Sd_00329] [If the Repetition Phase is entered, the Service Discovery shall wait SdServerTimerInitialOfferRepetitionBaseDelay and send an OfferService Entry.]()

[SWS_Sd_00336] [After the amount of cyclically sent OfferServices within the Repetition Phase equals the amount of SdServerTimerInitialOfferRepetitionsMax, the Main Phase shall be entered.]()

Note:

Additionally sent OfferService messages which have been triggered by received Find Service messages shall have no influence on the counter value of the cyclically Offer Service messages.

[SWS_Sd_00331] [In the Repetition Phase up to SdServerTimerInitialOfferRepetitions Max OfferService Entries shall be sent with doubling intervals (BaseDelay, first Offer Service Entries, 2x BaseDelay, second OfferService Entries, 4x BaseDelay, third Offer Service Entries).]()

Note: Example config and resulting behavior:

SdServerTimerInitialOfferRepetitionBaseDelay=30

SdServerTimerInitialOfferRepetitionsMax=3

[Initial Wait Phase starts]

Wait Initial Wait Delay based on Configured Min and Max

Send entry.

[Initial Wait Phase ends]

[Repetition Phase starts]

Wait 30ms (=30ms * 20).

Send entry.

Wait 60ms (=30ms * 21).

Send entry.

Wait 120ms (=30ms * 22).

Send entry.

[Repetition Phase ends]

Note: Currently this specification does not allow sending "FindService Entries" using unicast. For compatibility reasons receiving such entries shall be supported.

[SWS_Sd_00333] [If the Service Discovery Module receives a "SubscribeEventgroup" entry, the following step(s) shall be performed in the following order:

- Send a SubscribeEventgroupAck / Nack entry using Unicast considering the appropriate delay without changing the current counter value and without influencing the current running repetition timer.
- Call the BswM with the API BswM_Sd_EventHandlerCurrentState() with state SD_EVENT_HANDLER_REQUESTED only if the state for this EventHandler changed (i.e. has not been SD_EVENT_HANDLER_REQUESTED)
- Start the TTL timer according to the value received via the SubscribeEventgroup Entry.

]()

Note to SWS_SD_00333:

- Currently this specification does not allow sending "SubscribeEventgroup Entries" using multicast. For compatibility reasons receiving such entries shall be supported.
- For more details on sending a SubscribeEventgroupAck / Nack entry using Unicast considering the appropriate delay, see Chapter 7.5.3)

[SWS_Sd_00334] [If the Service Discovery Module receives a StopSubscribeEventgroup Entry, the following step(s) shall be performed in the following order:

- Stop the TTL timer for this client
- Update State
- If this has been the last subscribed client, report "SD_EVENT_HANDLER_RELEASED" to the BswM by calling the API BswM_Sd_EventHandlerCurrentState().

]()

[SWS_Sd_00458] [If the TTL of a received SubscribeEventgroup Entry expires, the following step shall be performed in the following order:

- If this has been the last subscribed client, report "SD_EVENT_HANDLER_RELEASED" to the BswM by calling the API BswM_Sd_EventHandlerCurrentState() and update the state within the Service Discovery Module

]()

[SWS_Sd_00338] [If a ServerService is set to a state other than SD_SERVER_SERVICE_AVAILABLE (i.e. SD_SERVER_SERVICE_DOWN) (via Sd_ServerServiceSetState() or Sd_ServiceGroupStop()) while being in Repetition Phase:

- Leave this phase and enter the Down Phase.
- Sent a StopOfferService.
- All associated EventHandler which state is not SD_EVENT_HANDLER_RELEASED shall be changed to SD_EVENT_HANDLER_RELEASED and indicated to the BswM by calling the API BswM_Sd_EventHandlerCurrentState().

]()

[SWS_Sd_00340] [If Sd_LocalIpAddrAssignmentChg() is called with a state other than "TCPIP_IPADDR_STATE_ASSIGNED" while being in Repetition Phase, this phase shall be left and the Down Phase shall be entered.]()

[SWS_Sd_00732] [If the TCP/IP connection has been lost (Socket connection is other than SOAD_SOCON_ONLINE), the Service Discovery Module shall leave the Repetition Phase and enter the Wait Phase.]()

[SWS_Sd_00341] [When the state SD_SERVER_SERVICE_DOWN is set by Sd_ServerServiceSetState() or Sd_ServiceGroupStop() in Repetition Phase, the routing of this Server Service Instance shall be disabled. See SdServerServiceActivationRef of this Server Service Instance.]()

7.6.3 Main Phase for Server Services

[SWS_Sd_00342] [The Service Discovery Module shall stay in the Main Phase for the configured Server Service as long as the following conditions apply:

- Server Service is in state "SD_SERVER_SERVICE_AVAILABLE" (indicated by a call of Sd_ServerServiceSetState() or Sd_ServiceGroupStart())
- IP address is assigned and can be used (i.e. Sd_LocalIpAddrAssignmentChg has been called with status TCPIP_IPADDR_STATE_ASSIGNED)

]()

[SWS_Sd_00449] [If SdServerTimerOfferCyclicDelay is greater than 0, in the Main Phase an OfferService entry shall be sent cyclically with an interval defined by configuration item SdServerTimerOfferCyclicDelay.]()

[SWS_Sd_00450] [The first OfferService is sent SdServerTimerOfferCyclicDelay after the beginning of the Main Phase.]()

[SWS_Sd_00451] [If SdServerTimerOfferCyclicDelay is 0, no OfferService entries shall be sent in Main Phase for this Server Service Instance.]()

[SWS_Sd_00343] [If the Service Discovery Module receives a FindService Entry the following step shall be performed:

- Send an "OfferService Entry" considering the appropriate delay.

]()

Note: Currently this specification does not allow sending "FindService Entries" using unicast. For compatibility reasons receiving such entries shall be supported.

Note to SWS_SD_00343: For more details on sending an "OfferService Entry" considering the appropriate delay, see Chapter [7.5.3](#))

[SWS_Sd_00344] [If the Service Discovery Module receives a "SubscribeEventgroup", the following step(s) shall be performed in the following order:

- Send a SubscribeEventgroupAck / Nack entry using Unicast considering the appropriate delay without influencing the current running main phase timer.
- Report to the BswM SD_EVENT_HANDLER_REQUESTED by calling the API BswM_Sd_EventHandlerCurrentState().
- Start the TTL timer according to the value received via the "SubscribeEventgroup".

]()

Note: Currently this specification does not allow sending "SubscribeEventgroup Entries" using multicast. For compatibility reasons receiving such entries shall be supported.

Note to SWS_SD_00344: For more details on sending a SubscribeEventgroupAck / Nack entry using Unicast considering the appropriate delay, see Chapter [7.5.3](#))

[SWS_Sd_00345] [If the Service Discovery Module receives a StopSubscribeEventgroup", the following step(s) shall be performed in the following order:

- Stop the TTL timer and remove it from the notification list
- If no other client is subscribed to this Eventgroup anymore, enter the State "SD_EVENT_HANDLER_RELEASED" and report it to the BswM by calling the API BswM_Sd_EventHandlerCurrentState () with state SD_SERVER_SERVICE_AVAILABLE.

]()

[SWS_Sd_00347] [If the API LocalIpAddrAssignmentChg has been called with a state other than TCPIP_IPADDR_STATE_ASSIGNED,

- The Service Discovery Module shall leave the Main Phase and enter the DOWN Phase
- All EventHandler which are not in state SD_EVENT_HANDLER_RELEASED shall be set to SD_EVENT_HANDLER_RELEASED and be indicated to the BswM module by calling the API BswM_Sd_EventHandlerCurrentState

]()

[SWS_Sd_00733] [If the TCP/IP connection has been lost (Socket connection is other than SOAD_SOCON_ONLINE), the Service Discovery Module shall leave the Main Phase and enter the Wait Phase.]()

[SWS_Sd_00348] [If a SdServerService is set to state "SD_SERVER_SERVICE_DOWN" (indicated by a call of Sd_ServerServiceSetState() or Sd_ServiceGroupStop()) while the IP address is still assigned (i.e. Sd_LocalIpAddrAssignmentChg has been called with state TCPIP_IPADDR_STATE_ASSIGNED), the Service Discovery module shall

- send a StopOfferService
- enter the DOWN Phase
- all subscriptions of the eventgroup(s) of this service instance shall be deleted and SD_EVENT_HANDLER_RELEASED and reported to BswM using the API BswM_Sd_EventHandlerCurrentState

]()

[SWS_Sd_00349] [When the Main Phase is left, the routing of this Server Service Instance shall be disabled. See SdServerServiceActivationRef of this Server Service Instance.]()

[SWS_Sd_00403] [When the TTL timer (contained in TTL field find or Subscribe entry) expires in state "SD_EVENT_HANDLER_REQUESTED",

enter the state `SD_EVENT_HANDLER_RELEASED` and report it to the BswM by calling the `BswM_Sd_EventHandlerCurrentState().()`

7.6.4 Fan out control

This chapter describes the interaction between Service Discovery and Socket Adaptor (SoAd) in order to configure the TX path for sending out events (fan out). It has to be considered, that a `SdClientService` could either subscribe with an Consumed Eventgroup unicast endpoint (transferred within a Endpoint Option) or with a Consumed Eventgroup multicast endpoint (transferred within a Multicast Option).

[SWS_Sd_00452] [The Service Discovery shall keep track of the subscribed clients per Event Handler and remove clients from the fan out, if the last `SubscribeEventgroup` entry was longer ago than the time specified in its TTL field of that `SubscribeEventgroup` entry. This shall be handled independently if the client subscribed with a Consumed Eventgroup unicast endpoint, Consumed Eventgroup multicast endpoint or if the Event Handler has set `SdEventHandlerMulticastThreshold` to 1 (Events are transmitted exclusively via Eventhandler multicast endpoint)]()

Note: Service Discovery has to maintain the TTL time per subscribed Client Service Instance independent if the client subscribed with a Consumed Eventgroup unicast endpoint or Consumed Eventgroup multicast endpoint or if the affected `SdServerService` transmit its Events via the Eventhandler multicast endpoint according to the configuration of `SdEventHandlerMulticastThreshold`. In any case the Server Service Instance must know its subscribed clients with respect to the unicast remote address (IP and port) of the client.

[SWS_Sd_00453] [If `SdEventHandlerTCP` is configured: For every `SubscribeEventgroup` entry of this Event Handler and the `SubscribeEventgroup` entry reference an Endpoint Option, the following shall be done:

- The relevant Routing Groups shall be identified by `SdEventHandlerTcp`.
- The relevant TCP Socket Connection of this client shall be identified using the Address/Port of Endpoint Option (TCP) referenced in the `SubscribeEventgroup` entry and the `SdServerServiceTcpRef`, or shall be set up, if not existed before.
- Check state of incoming TCP connection using `SoAd_GetSoConMode`. If mode is not `SOAD_SOCON_ONLINE`, answer using `SubscribeEventgroupNack`. Only if the client was not subscribed before receiving the aforementioned entry:
 - `SoAd_EnableSpecificRouting` with `SdEventActivationRef` and the Socket Connection.
 - `SoAd_IfSpecificRoutingGroupTransmit` with `SdEventTriggeringRef` and the Socket Connection.
- Answer using `SubscribeEventgroup` entry.

]()

[SWS_Sd_00454] [

If SdEventHandlerUdp is configured: For every SubscribeEventgroup entry of this Eventhandler and if the SubscribeEventgroup entry references a Unicast Endpoint Option, the following shall be done:

- The relevant Routing Groups shall be identified by SdEventHandlerUdp.
- If the relevant UDP Socket Connection of this client shall be identified using the Eventgroup unicast endpoint (Address/Port) of Endpoint Option (UDP) referenced in the SubscribeEventgroup entry and the SdServerServiceUdpRef, or shall be set up (SoAd_SetUniqueRemoteAddr()), if not existed before.
 - If no Wildcard Socket Connection is left, SD_E_OUT_OF_RES shall be reported.
- Only if the client was not subscribed before receiving this entry:
 - SoAd_EnableSpecificRouting with SdEventActivationRef and the Socket Connection depending on current number of subscribed clients with different endpoint information and the SdEventHandlerMulticastThreshold.
 - SoAd_IfSpecificRoutingGroupTransmit with SdEventTriggeringRef and the Socket Connection.

]()

[SWS_Sd_00753] [If SdEventHandlerUdp is configured: For every SubscribeEventgroup entry of this Eventhandler and if the SubscribeEventgroup entry references a Multicast Option, the following shall be done:

- The relevant Routing Groups shall be identified by SdEventHandlerUdp.
- The relevant UDP Socket Connection of this client shall be identified using the Eventgroup multicast endpoint (Address/Port) of the Multicast Option referenced in the SubscribeEventgroup entry and the SdServerServiceUdpRef, or shall be set up (SoAd_SetUniqueRemoteAddr()), if not existed before.
 - If no Wildcard Socket Connection is left, SD_E_OUT_OF_RES shall be reported.
- The following action shall be performed, if no other client has already subscribed with the same Consumed Eventgroup Multicast endpoint information:
 - Call SoAd_EnableSpecificRouting with SdEventActivationRef and the corresponding Socket Connection. The corresponding Socket Connection shall be the configured Socket Connection referenced by SdMulticastEventSoConRef, if the number of subscribed clients with different endpoint information has reached SdEventHandlerMulticastThreshold. Otherwise the identified Socket Connection (described in the previous point)

- Only if the client was not subscribed before receiving this entry:
 - SoAd_IfSpecificRoutingGroupTransmit with SdEventTriggeringRef and the Socket Connection.

]()

Note:

- SdClientServices which subscribe with the same Consumed Eventgroup multicast endpoint, share the same SoAdSocketConnection on SdServerService side
- A SdServiceService could send the same event at the same time to a Consumed Eventgroup unicast endpoint or Consumed Eventgroup multicast endpoint. This is announced within the SubscriptionEventgroup entry which could reference either a IPv4/IPv6 Endpoint option (unicast endpoint) or via IPv4/IPv6 Multicast option (multicast endpoint).
- Transmission of initial Events (SdEventTriggeringRef is configured) in combination with a subscription using a Consumed Eventgroup multicast endpoint has to be used carefully. This has to be ensured by the network communication design. Rational: every subscription to the same Consumed Eventgroup multicast endpoint would trigger a transmission of an initial Event, which is received by all currently subscribed Clients. This could cause misbehavior for communication for example which use sequence counters (e.g. E2E communication).

[SWS_Sd_00754] [Each Eventhandler shall qualify based on the configured SdEventHandlerMulticastThreshold and the number of clients with different endpoint information (either received as Eventgroup unicast endpoint or as Eventgroup multicast endpoint), if the threshold has been reached to transmit the Events via the configured Eventhandler multicast endpoint (see SdMulticastEventSoConRef).]()

[SWS_Sd_00455] [The number of subscribed clients with different endpoint information shall be used to control when to enable/disable Consumed Eventgroup unicast or Consumed Eventgroup multicast connection, or when to enable/disable Eventhandler Multicast connection by calling SoAd_EnableSpecificRouting and SoAd_DisableSpecificRouting:

- If SdEventHandlerMulticastThreshold = 0: Setup a Consumed Eventgroup unicast connection or a Consumed Eventgroup multicast connection to every subscribed client (please note: Eventhandler Multicast connection is always disabled).
- If SdEventHandlerMulticastThreshold = 1: Setup a Eventhandler Multicast connection if one or more clients are subscribed (please note: Consumed Eventgroup unicast connections and Consumed Eventgroup multicast connections are always disabled).
- If SdEventHandlerMulticastThreshold > 1:
 - Setup a Consumed Eventgroup unicast connection or a Consumed Eventgroup multicast connection for all subscribed clients if the number of sub-

scribed clients with different endpoint information < SdEventHandlerMulticastThreshold,

- else setup a Eventhandler Multicast connection and switch automatically based on the number of subscribed clients with different endpoint information:
 - * If the number of subscribed clients with different endpoint information is larger or equal than the threshold, then the Eventhandler multicast connection shall be used for transmission.
 - * If the number of subscribed clients with different endpoint information is smaller than the threshold, the individual Consumed Eventgroup unicast connections and Consumed Eventgroup multicast connections shall be used for transmission.

]()

Example:

- Precondition
 - Server_Service_A contain Eventgroup_A with SdEventHandlerMulticastThreshold = 3
 - Server_Service_A.Eventgroup_A has Multicast endpoint configured to EMc_endpoint_A
 - All Clients subscribe to ServerService_A.Eventgroup_A
- Example 1:
 - Client_A subscribe with unicast endpoint
 - Client_B and Client_C subscribe with the same multicast endpoint
 - Result:
 - * SdEventHandlerMulticastThreshold has NOT reached
 - * Correspondings Events of ServerService_A.Eventgroup_A transmitted to Client_A via unicast endpoint and to Client_B and Client_C via the same multicast endpoint
- Example 2:
 - Client A subscribe with unicast endpoint A
 - Client B subscribe with unicast endpoint B
 - Client C subscribe with multicast endpoint C
 - Result:
 - * SdEventHandlerMulticastThreshold has reached

- * Corresponding Events of ServerService A.Eventgroup_A are transmitted via Multicast endpoint EMc_endpoint_A to Client_A, Client_B, Client_C

7.6.5 Sharing of SdServerTimer

[SWS_Sd_00743] [If several ServerServices refer to the same SdServerTimer, they shall share a common timer (and therefore a common random offset), if they either refer to the same SdServiceGroup and do not refer to any other (additional) SdService Group or, if SdServerServiceAutoAvailable of all ServerServices are set to TRUE.]()

7.7 Timings and repetitions for Client Service and Consumed Eventgroups

The Service Discovery phases allow minimizing the number of Service Discovery messages sent while allowing for very fast synchronization upon ECU start.

This de-emphasis is realized by the following Phases:

- Down
- Requested
 - Initial Wait Phase
 - Repetition Phase
 - Main Phase

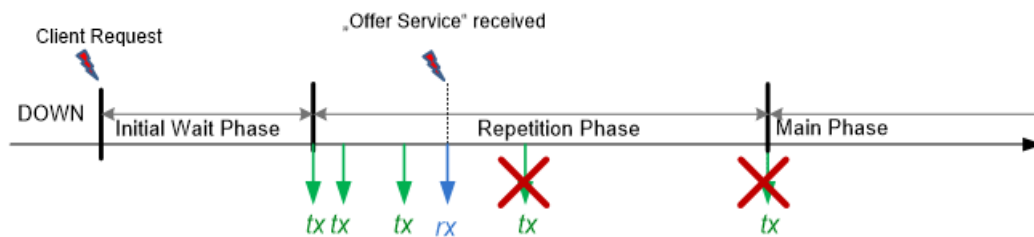


Figure 7.15: - Communication phases Client

[SWS_Sd_00761] [If a Sd client wants to subscribe to an Eventgroup, it shall call SoAd_IsConnectionReady() for the assigned socket connection and indented server end point.

- If the function returns TCPIP_E_OK, the client can send a SubscribeEventgroup entry.
- If the function returns TCPIP_E_PENDING, the client shall delay the subscription.
- For all other return values the client shall discard the subscription request.

]()

7.7.1 Down Phase for Client Services

[SWS_Sd_00462] [As long as a service is not requested by the BswM, the Service Discovery shall not send FindService Entry entries.]()

[SWS_Sd_00463] [If an OfferService Entry is received during Down Phase,

- The Service Discovery shall store the state of this Service instance.
- A timer shall be set/reset to the TTL value of the received OfferService entry (TTL timer).
- Until the TTL Timer expires or a StopOfferService entry is received, the Service instance is considered Available.

]()

[SWS_Sd_00464] [If a SdClientService is set to state SD_CLIENT_SERVICE_REQUESTED (by call of Sd_ClientServiceSetState() or Sd_ServiceGroupStart()) while being in Down Phase:

- If no OfferService entry was received before or its TTL timer expired already:
 - The Initial Wait Phase shall be entered,
- If an OfferService entry was received and its TTL timer did not expire yet:
 - If SoAd_OpenSoCon() was not called before, the API SoAd_OpenSoCon() shall be called for all Socket Connections associated with this Client Service Instance.
 - The API SoAd_EnableSpecificRouting() shall be called with SdClientService ActivationRef (see SdConsumedMethods) and the relevant Socket Connections for this Client Service Instance.
 - Open TCP connection if SdClientServiceTcpRef is configured and was not opened before.
 - The Main Phase shall be entered.

]()

7.7.2 Initial Wait Phase for Client Services

This chapter describes the behavior of the Service Discovery in regard of a Client Service Instance in the Initial Wait Phase.

[SWS_Sd_00350] [If the following conditions apply, the Initial Wait Phase for this configured Client Service Instance shall be entered:

- Sd_Init() has been called.
- SdClientService was set to state SD_CLIENT_SERVICE_REQUESTED (indicated by a call of Sd_ClientServiceSetState() or Sd_ServiceGroupStart() or Sd_ClientServiceAutoRequired = TRUE)
- Sd_LocalIpAddrAssignmentChg() with state "TCPIP_IPADDR_STATE_ASSIGNED" has been called for the first IpAddrId associated with the SdInstance TxPdu.

]()

[SWS_Sd_00604] [When a OfferService for a required Client Service is received and SoAd_OpenSoCon() was not called before, the API SoAd_OpenSoCon()]

shall be called for all Socket Connections associated with this Client Service Instance.]()

[SWS_Sd_00351] [This Client Service Instance shall stay in the Initial Wait Phase for a time within the configured range of SdClientTimerInitialFindDelayMin and SdClientTimerInitialFindDelayMax unless an OfferService entry for this Client Service Instance is received or this random timer expires.]()

[SWS_Sd_00352] [If an OfferService Entry for this Client Service Instance is received within the Initial Wait Phase,

- The calculated random timer, which has been started when entering the Initial Wait Phase, shall be canceled.
- If received TTL is not equal to the max value, set the TTL timer for this entry to the received TTL value.
- Open TCP connection if SdClientServiceTcpRef is configured and was not opened before.
- Leave the Initial Wait Phase Enter the Main Phase.

]()

[SWS_Sd_00353] [When the calculated random timer based on the parameters SdClientTimerInitialFindDelayMin and SdClientTimerInitialFindDelayMax expires (i.e. no OfferService has been received within this timespan), the following shall be done in the following order:

- FindService Entry shall be sent.
- If the SdClientTimerInitialFindRepetitionsMax>0, enter the Repetition Phase
- If the SdClientTimerInitialFindRepetitionsMax=0, enter the Main Phase

]()

[SWS_Sd_00355] [If a SdClientService is set to state SD_CLIENT_SERVICE_RELEASED (by call of Sd_ClientServiceSetState() or Sd_ServiceGroupStop()) while be-

ing in Initial Wait Phase, this phase shall be left and the Service shall enter Down Phase.]()

[SWS_Sd_00456] [If for any reasons the Initial Wait Phase is left, the calculated random timer (of the Initial Wait Phase) for this Service Instance shall be stopped.]()

[SWS_Sd_00357] [If Sd_LocalIpAddrAssignmentChg() is called with a state other than "TCPIP_IPADDR_STATE_ASSIGNED" while being in Initial Wait Phase, the Down Phase shall be entered.]()

[SWS_Sd_00354] [If the API Sd_Init() is called while being in Initial Wait Phase, the Down Phase shall be entered.]()

7.7.3 Repetition Phase for Client Services

[SWS_Sd_00358] [When the Repetition Phase is entered, the Service Discovery Module shall start the timer SdClientTimerInitialFindRepetitionsBaseDelay]()

[SWS_Sd_00457] [When the timer SdClientTimerInitialFindRepetitionsBaseDelay expires within the Repetition Phase, a FindOffer Message shall be sent.]()

[SWS_Sd_00363] [In the Repetition Phase up to SdClientTimerInitialFindRepetitionsMax FindServer entries shall be sent with doubling intervals (BaseDelay, first FindService Entry, 2x BaseDelay, second FindService Entry, 4x BaseDelay, third FindService Entry,...).]()

Note: Example config and resulting behavior (no OfferService received during example):

SdClientTimerInitialFindRepetitionBaseDelay=30

SdClientTimerInitialFindRepetitionMax=3

[Initial Wait Phase starts]

Wait Initial Wait Delay based on Configured Min and Max

Send entry.

[Initial Wait Phase ends]

[Repetition Phase starts]

Wait 30ms (=30ms * 20).

Send entry.

Wait 60ms (=30ms * 21).

Send entry.

Wait 120ms (=30ms * 22).

Send entry.

[Repetition Phase ends]

[SWS_Sd_00365] [If the Service Discovery Module receives an OfferService Entry while the current state SD_CLIENT_SERVICE_REQUESTED is for this Client Service Instance, the following step(s) shall be performed in the following order:

- Cancel the repetition timer.
- If received TTL is not equal to the max value, set the TTL timer for this entry to the received TTL value.
- Open TCP connection if SdClientServiceTcpRef is configured and was not opened before.
- Leave the Repetition Phase immediately and enter the Main Phase.
- Handle subscription as described in [SWS_Sd_00376] and [SWS_Sd_00721] in the same offer cycle

]()

[SWS_Sd_00751] [If the Service Discovery Module receives an StopOfferService Entry while the current state SD_CLIENT_SERVICE_REQUESTED is for this Client Service Instance, the following step(s) shall be performed in the following order:

- Cancel the repetition timer.
- Leave the Repetition Phase immediately and enter the Main Phase.

]()

[SWS_Sd_00369] [After sending the maximum amount of repetitions (defined by SdClientTimerInitialFindRepetitionsMax) of FindService entries, the Repetition Phase shall be left and the Main Phase shall be entered.]()

[SWS_Sd_00371] [If SdClientService is set to state SD_CLIENT_SERVICE_RELEASED (by call of Sd_ClientServiceSetState() or Sd_ServiceGroupStop()) while being in Repetition Phase, this phase shall be left and the service instance shall enter Down Phase.]()

[SWS_Sd_00373] [If Sd_LocalIpAddrAssignmentChg() is called with a state other than "TCPIP_IPADDR_STATE_ASSIGNED" while being in Repetition Phase the Down Phase shall be entered.]()

[SWS_Sd_00730] [If the TCP/IP connection has been lost (Socket connection is other than SOAD_SOCON_ONLINE), the Service Discovery Module shall leave the Repetition Phase, enter the Down Phase, and stop the TTL timers of the associated Client Service Instances and EventGroups.]()

7.7.4 Main Phase for Client Services

[SWS_Sd_00375] [The Service Discovery Module shall stay in the Main Phase as long as the following conditions apply:

- Client Service was set to state "SD_CLIENT_SERVICE_REQUESTED" (indicated by a call of Sd_ClientServiceSetState() or Sd_ServiceGroupStart())
- IP address assigned and can be used (i.e. Sd_LocalIpAddrAssignmentChg has been called with status TCPIP_IPADDR_STATE_ASSIGNED).

]()

[SWS_Sd_00376] [If the Service Discovery Module receives an OfferService Entry, the following step(s) shall be performed in the following order:

- If received TTL is not equal to the max value, update the timer by the received TTL value.
- Open TCP connection if SdClientServiceTcpRef is configured and was not opened before.
- For each currently requested Consumed Eventgroup of this Client Service Instance (Consumed Eventgroups are requested using Sd_ConsumedEventGroup SetState and with state SD_CONSUMED_EVENTGROUP_REQUESTED or automatically on startup if SdConsumedEventGroupAutoRequire is configured to true), the following shall be done in exactly this order:
 - StopSubscribeEventgroup entry shall be sent out, if the last SubscribeEventgroup entry was sent as reaction to an OfferService entry received via Multicast, it was never answered with a SubscribeEventgroupAck, and the current OfferService entry was received via Multicast.
 - A SubscribeEventgroup entry shall be sent out.
- If SdSubscribeEventgroupRetryEnable is set to TRUE and if SdSubscribeEventgroupRetryMax is greater 0, the Eventgroup subscription retry counter shall be reset to 1.

]()

Note: The amount of separate Service Discovery messages shall be reduced, i.e.: Combine as much information as possible into one Service Discovery message before calling the Socket Adaptor's transmit API.

[SWS_Sd_00721] [If an OfferService entry was received and its TTL timer did not expire yet, the associated Socket Connections are in state SOAD_SOCON_ONLINE in the Main phase:

- If the client service has not been reported as SD_CLIENT_SERVICE_AVAILABLE:

- the API `SoAd_EnableSpecificRouting()` shall be called with `SdClientServiceActivationRef` (see `SdConsumedMethods`) and the relevant Socket Connections for this Client Service Instance.
- `SD_CLIENT_SERVICE_AVAILABLE` shall be indicated to the BswM module by calling the API `BswM_Sd_ClientServiceCurrentState()`.
- For each currently requested Consumed Eventgroup of this Client Service Instance (Consumed Eventgroups are requested using `Sd_ConsumedEventGroupSetState()` and with state `SD_CONSUMED_EVENTGROUP_REQUESTED` or automatically on startup if `SdConsumedEventGroupAutoRequire` is configured to true), the following shall be done in exactly this order:
 - `StopSubscribeEventgroup` entry shall be sent out, if the last `SubscribeEventgroup` entry was sent as reaction to an `OfferService` entry received via Multicast, it was never answered with a `SubscribeEventgroupAck`, and the current `OfferService` entry was received via Multicast.
 - A `SubscribeEventgroup` entry shall be sent out.
- If `SdSubscribeEventgroupRetryEnable` is set to `TRUE` and if `SdSubscribeEventgroupRetryMax` is greater 0, the Eventgroup subscription retry counter shall be reset to 1.

]()

Note:

Refer to `SWS_SD_00702`, `SWS_SD_00703` and `SWS_SD_00704` for the enabling of routing groups. The transmission of a response to an Offer received via multicast shall be delayed with the configured delay. When the request response delay elapses before the associated Socket Connections are in state `SOAD_SOCON_ONLINE`, the `StopSubscribeEventgroup` and `SubscribeEventgroup` shall be delayed until the Socket Connections are online and shall not be considered as reaction to an `OfferService` entry received via Multicast. When the request response delay elapses while the Client Service is in state `RELEASED`, there shall be no response to this Offer entry.

[SWS_Sd_00722] [When the Client Service is reported as `SD_CLIENT_SERVICE_DOWN` to the BswM by calling the API `BswM_Sd_ClientServiceCurrentState()`

- the API `SoAd_DisableSpecificRouting()` shall be called with `SdClientServiceActivationRef` (see `SdConsumedMethods`) and the relevant Socket Connections for this Client Service Instance.

]()

[SWS_Sd_00695] [If a `StopSubscribeEventgroup` and `SubscribeEventgroup` for the same Eventgroup (i.e. same Service ID, Instance ID, Eventgroup ID, Counter, and Major Version) have to be sent out, these entries have to be directly after each other in the same SD message (no entry between them).]()

[SWS_Sd_00377] [If the Service Discovery Module receives a SubscribeEventgroupAck fitting a Consumed Eventgroup that is not yet available, the following steps shall be performed in the following order:

- If the SubscribeEventgroupAck references a Multicast Endpointoption
 - The relevant Socket Connection Group shall be identified using SdConsumedEventGroupMulticastGroupRef with the local Address and Port of the Multicast Endpoint Option or set one up using SoAd_RequestIpAddrAssignment().
 - If SdSetRemAddrOfClientRxMulticastSoCon is set to TRUE, the relevant Socket Connection of this service shall be identified using the Address and Port of the Endpoint Option referenced in the Offer entry of this service or shall be set up (SoAd_SetUniqueRemoteAddr()), if not existed before.
 - * If no Wildcard Socket Connection is left, SD_E_OUT_OF_RES shall be reported.
 - If SdSetRemAddrOfClientRxMulticastSoCon is set to FALSE, a Wildcard Socket Connection of this service shall be used without updating the according remote Address, i.e. Wildcard of this Socket Connection shall be kept.
 - * If no Wildcard Socket Connection is left, SD_E_OUT_OF_RES shall be reported.
 - The relevant Routing Group shall be identified by following SdConsumedEventGroupMulticastActivationRef.
 - Call SoAd_EnableSpecificRouting() with the SocketID and the Routing GroupID .
- Call BswM_Sd_ConsumedEventGroupCurrentState with SD_CONSUMED_EVENTGROUP_AVAILABLE if the datapath was set up successfully.
- Setup the TTL timer with the TTL of the SubscribeEventgroupAck entry if the datapath was set up successfully.

]()

[SWS_Sd_00465] [If a Service Discovery Message contains only a SubscribeEventgroupNack entry but no SubscribeEventgroupAck entry for the same Eventgroup, Service Discovery shall do the following:

- Report the DEM error SD_E_SUBSCR_NACK_RECV (see ECUC_SD_00123)
- If SdClientServiceTcpRef is configured for this service, or if SoAd_IsConnectionReady() returned a different value than TCPIP_E_OK, determine the used SoCon and call the API SoAd_CloseSoCon() with the SoConID and parameter abort set to TRUE

- If `SdClientServiceTcpRef` is configured for this service, or if `SoAd_IsConnection-Ready()` returned a different value than `TCPIP_E_OK`, determine the used `SoCon` and call the API `SoAd_OpenSoCon()` with the `SoConID`.

]()

[SWS_Sd_00367] [If the Service Discovery Module receives a `StopOfferService` Entry, the following step(s) shall be performed in the following order:

- Stop the TTL timers of this Client Service Instance and all related Consumed Eventgroups.
- Report this Client Service as `DOWN` if it was reported `AVAILABLE` before (call `BswM_Sd_ClientServiceCurrentState` with `SD_CLIENT_SERVICE_DOWN` and the Client Service's handle ID).
- Report all Consumed Eventgroups as `DOWN` that were reported `AVAILABLE` before (call `BswM_Sd_ConsumedEventGroupCurrentState` with `SD_CONSUMED_EVENTGROUP_DOWN` and the Consumed Eventgroup's handle ID).
- If `SdSubscribeEventgroupRetryEnable` is set to `TRUE` and if `SdSubscribeEventgroupRetryMax` is greater 0, cancel the corresponding client service subscription retry delay timer and reset subscription retry counter of all corresponding Eventgroups to 0.
- Close all Socket Connections associated with this Client Service Instance that have been opened before.
- Stay in Main Phase and do not send `FindService` entries.

]()

[SWS_Sd_00741] [If a Consumed Eventgroup switches to the state `SD_CONSUMED_EVENTGROUP_REQUESTED` while the corresponding state of the requested Service Instance was already set to `SD_CLIENT_SERVICE_AVAILABLE`

(due to an already received Offer Service with TTL `0xFFFFFFFF`), a `SubscribeEventgroup` entry shall be sent out only if all of the following conditions apply:

- `SdSubscribeEventgroupRetryEnable` is set to `TRUE`,
- `SdSubscribeEventgroupRetryMax` is greater 0,

]()

Note:

Requirement `[SWS_SD_00741]` ensures that a Client can still subscribe to Eventgroups at any point in time when it is needed, even though cyclic Offers of the corresponding `ServerService` are not present in the main phase (`SdServerTimerOfferCyclicDelay` set to 0). In this case, no cyclic Offer is needed for triggering the transmissions of `SubscribeEventgroup` entries.

[SWS_Sd_00712] [If Sd_LocalIpAddrAssignmentChg() is called with a state other than "TCPIP_IPADDR_STATE_ASSIGNED" while being in Main Phase:

- The Down Phase shall be entered.
- "SD_CLIENT_SERVICE_DOWN" shall be indicated to the BswM module by calling the API BswM_Sd_ClientServiceCurrentState(), if the present state is SD_CLIENT_SERVICE_AVAILABLE.
- "SD_CONSUMED_EVENTGROUP_DOWN" shall be indicated to the BswM module by calling the API BswM_Sd_ConsumedEventGroupCurrentState() for all associated ConsumedEventgroups, if the present state is SD_CONSUMED_EVENTGROUP_AVAILABLE.
- If SdSubscribeEventgroupRetryEnable is set to TRUE and if SdSubscribeEventgroupRetryMax is greater 0, cancel the corresponding client service subscription retry delay timer and reset subscription retry counter of all corresponding Eventgroups to 0.

]()

[SWS_Sd_00731] [If the TCP/IP connection has been lost (Socket connection is other than SOAD_SOCON_ONLINE), the Service Discovery Module shall leave the Main Phase, enter the Wait Phase, and stop the TTL timers of the associated Client Service Instances and EventGroups.]()

[SWS_Sd_00380] [The Service Discovery Module shall leave the Main Phase and enter the state SD_CLIENT_SERVICE_DOWN if at least one of the listed conditions described in SWS_SD_00375 does not apply any more.]()

[SWS_Sd_00381] [If a SdClientService is set to state "SD_CLIENT_SERVICE_RELEASED" (indicated by a call of Sd_ClientServiceSetState() or Sd_ServiceGroupStop()) while all other conditions listed in SWS_SD_00375 still apply, the Service Discovery module shall perform the following steps:

- Enter the Down Phase and indicate the state SD_CLIENT_SERVICE_DOWN to the BswM by calling the API BswM_Sd_ClientServiceCurrentState ().
- For all subscribed eventgroups of this Client Service,
 - a StopSubscribeEventgroup shall be sent
 - the status shall be set to SD_CONSUMED_EVENTGROUP_DOWN and reported to BswM by calling the API BswM_Sd_ConsumedEventGroupCurrentState().
- If SdSubscribeEventgroupRetryEnable is set to TRUE and if SdSubscribeEventgroupRetryMax is greater 0, cancel the corresponding client service subscription retry delay timer and reset subscription retry counter of all corresponding Eventgroups to 0.

]()

[SWS_Sd_00713] [If the Consumed Event Group is not requested anymore as indicated by a call of `Sd_ConsumedEventGroupSetState` with state `SD_CONSUMED_EVENTGROUP_RELEASED`, the Service Discovery module shall perform the following steps for the consumed event group:

- A `StopSubscribeEventgroup` shall be sent.
- The status shall be set to `SD_CONSUMED_EVENTGROUP_DOWN` and be reported to the BswM by calling the API `BswM_Sd_ConsumedEventGroupCurrentState()`, if the status is not currently `SD_CONSUMED_EVENTGROUP_DOWN`.
- If `SdSubscribeEventgroupRetryEnable` is set to `TRUE` and if `SdSubscribeEventgroupRetryMax` is greater 0, cancel the corresponding client service subscription retry delay timer and reset subscription retry counter of all corresponding Eventgroups to 0.

]()

[SWS_Sd_00600] [If the TTL Timer of a Client Service expires, the Service Discovery module shall perform the following steps:

- Enter the Initial Wait Phase and indicate the state `SD_CLIENT_SERVICE_DOWN` to the BswM by calling the API `BswM_Sd_ClientServiceCurrentState()`.
- All subscribed Eventgroups of this Client Service shall expired in this instance (stop TTL timer) and the expiration shall be handled as describe in `SWS_SD_00601`.

]()

[SWS_Sd_00601] [If the TTL Timer of an Eventgroup expires, the Service Discovery module shall perform the following step(s):

- the status shall be set to `SD_CONSUMED_EVENTGROUP_DOWN` and reported to BswM by calling the API `BswM_Sd_ConsumedEventGroupCurrentState()`.

]()

[SWS_Sd_00382] [When the Main Phase is left,

- The API `SoAd_DisableSpecificRouting()` shall be called for all Socket Connections associated with this Client Service ID that have been opened before.
- Close all Socket Connections associated with this Client Service Instance that have been opened before.

]()

7.7.5 Fan in control

This section describes the interaction between Service Discovery and Socket Adaptor (SoAd) to configure the RX path for receiving events (fan in).

[SWS_Sd_00702] [If SdConsumedEventGroupTcpActivationRef is configured: When sending SubscribeEventgroup entries for this Eventgroup, the following shall be done:

- The relevant Routing Group shall be identified by following SdConsumedEventGroupTcpActivationRef.
- The relevant TCP Socket Connection shall be identified by SdClientServiceTcpRef.
- A TCP Endpoint option shall be constructed with these parameters.
- Only if this client is currently not subscribed yet:
 - SoAd_EnableSpecificRouting with the two parameters above.

]()

[SWS_Sd_00703] [If SdConsumedEventGroupUdpActivationRef is configured: When sending SubscribeEventgroup entries for this Eventgroup, the following shall be done:

- The relevant Routing Group shall be identified by following SdConsumedEventGroupUdpActivationRef.
- The relevant TCP Socket Connection shall be identified by SdClientServiceUdpRef.
- A UDP Endpoint option shall be constructed with these parameters.
- Only if this client is currently not subscribed yet:
 - SoAd_EnableSpecificRouting with the two parameters above.

]()

[SWS_Sd_00704] [If SdConsumedEventGroupMulticastActivationRef is configured: When receiving SubscribeEventgroupAck entries for this Eventgroup and with a referenced Multicast Option, the following shall be done if this client is currently not subscribed yet:

- The relevant Routing Group shall be identified by following SdConsumedEventGroupMulticastActivationRef.
- The relevant UDP Socket Connection shall be identified:
 - Find the relevant Socket Connection Group using SdConsumedEventGroupMulticastGroupRef with the local Address and Port of the Multicast Option or set one up.
 - Find the relevant Socket Connection in this Socket Connection Group by finding the Address and Port of this Services Endpoint or set one up.

- SoAd_EnableSpecificRouting with the two parameters above.

]()

[SWS_Sd_00711] [Routing Groups of EventGroups (see SdConsumedEventGroup TcpActivationRef, SdConsumedEventGroupUdpActivationRef, and SdConsumedEventGroupMulticastActivationRef)

shall be deactivated, if they are not needed anymore (Main phase was left, StopOffer received or ConsumedEventgroup was released).]()

[SWS_Sd_00706] [Every wildcard socket connection shall be reset to wildcard using ReleaseSoAd_RemoteAddr() if all of the following conditions apply:

- The remote address of the socket connection has been set by SD according to [\[SWS_Sd_00377\]](#).
- No Eventgroup Subscription for this socket connection is used anymore.

]()

[SWS_Sd_00734] [Every wildcard socket connection group shall be reset to wildcard using SoAd_ReleaseIpAddrAssignment() if all of the following conditions apply:

- Local address of the socket connection group has been set by SD according to [\[SWS_Sd_00377\]](#).
- All socket connections of this socket connection group have been released.

]()

7.7.6 Sharing of SdClientTimer

[SWS_Sd_00744] [If several ClientServices refer to the same SdClientTimer, they shall share a common timer (and therefore a common random offset), if they either refer to the same SdServiceGroup and do not refer to any other (additional) SdServiceGroup or, if SdClientServiceAutoRequire of all ClientServices are set to TRUE.]()

7.8 Handling of SdServiceGroups

7.8.1 SdServiceGroup definitions

For a SdServiceGroup the following rules apply:

1. A SdClientService and SdServerService, respectively, can belong to any SdServiceGroup.
2. A SdClientService and SdServerService, respectively, is requested and available, respectively, if it belong to a started SdServiceGroup (see SWS_SD_00745). If

a SdClientService and SdServerService, respectively, does not belong to any SdServiceGroup, the SdClientService and SdServerService, respectively, has to be requested and set to available via Sd_ServerServiceSetState() or Sd_ClientServiceSetState() explicitly (see SWS_SD_00746).

3. SdClientServices and SdServerServices of different SdInstances could reference the same SdServiceGroup

Note:

Rules 1 and 3 are supported by the ServiceDiscovery configuration.

[SWS_Sd_00745] [A SdClientService and SdServerService, respectively, is requested and available, respectively, if at least one SdServiceGroup is started it refers to.]()

Note:

It is expected that the complete state handling of SdServiceGroup is done outside of the AUTOSAR ServiceDiscovery module, e.g. within the Basic Software Mode Manager. In case of a state change, the module that managing the SdServiceGroup states consistently starts or stops the SdServiceGroup via Sd_ServiceGroupStart() and Sd_ServiceGroupStop().

The state of SdClientServiceS and SdServerServiceS that are NOT reference any SdServiceGroup can be changed only via a direct call of Sd_ClientServiceSetState and Sd_ServerServiceSetState, respectively.

[SWS_Sd_00746] [The state of a SdClientService and a SdServerService, respectively, which refer to at least one SdServiceGroup shall only be changed via Sd_ServiceGroupStart and Sd_ServiceGroupStop, respectively. The state of a SdClientService and SdServerService, respectively, which do NOT reference any SdServiceGroup, shall only be changed via Sd_ClientServiceSetState() and Sd_ServerServiceSetState(), respectively.]()

[SWS_Sd_00747] [The AUTOSAR ServiceDiscovery module shall keep track of requests and availabilities per SdClientServiceS and SdServerServiceS, respectively, which reference at least one SdServiceGroup. Therefore each affected SdClientService and SdServerService shall have a client request counter and server availability counter, respectively. Each time Sd_ServiceGroupStart() is called, the client request counter shall be incremented for all affected SdClientServices and the server availability counter shall be incremented for all affected SdServerServices. Each time Sd_ServiceGroupStop() is called the client request counter shall be decremented for all affected SdClientServices, and the server availability counter shall be decremented for all affected SdServerServices.]()

7.8.1.1 Initialization of SdServiceGroupS

[SWS_Sd_00748] [By default, all SdServiceGroupS shall be in the state stopped and they shall not be started automatically by a call to Sd_Init.]()

7.8.1.2 Starting of SdServiceGroupS

By default all SdServiceGroupS are stopped, see SWS_SD_00748. A call to Sd_ServiceGroupStart() starts a SdServiceGroup if it was previously stopped.

[SWS_Sd_00749] [If an SdServiceGroup is started by Sd_ServiceGroupStart(), the AUTOSAR Service Discovery module shall set all SdClientServiceS which are referencing the affected SdServiceGroup to SD_CLIENT_SERVICE_REQUESTED and all SdServerServiceS which are referencing the affected SdServiceGroup to SD_SERVER_SERVICE_AVAILABLE.]()

7.8.1.3 Stopping of SdServiceGroupS

A call to Sd_ServiceGroupStop() stops an SdServiceGroup, if it was previously started.

[SWS_Sd_00750] [If an SdServiceGroup is stopped by Sd_ServiceGroupStop(), the AUTOSAR Service Discovery module shall set all SdClientServiceS, which are referencing the affected SdServiceGroup to SD_CLIENT_SERVICE_RELEASED where the corresponding client request counter (see SWS_SD_00747) has reached 0, and all SdServerServices which are referencing the affected SdServiceGroup to SD_SERVER_SERVICE_DOWN where the corresponding server availability counter (see SWS_SD_00747) has reached 0.]()

7.9 Error Classification

Section 7.2 "Error Handling" of the document "General Specification of Basic Software Modules" [2, SWS BSW General] describes the error handling of the Basic Software in detail. Above all, it constitutes a classification scheme consisting of five error types which may occur in BSW modules.

Based on this foundation, the following section specifies particular errors arranged in the respective subsections below.

7.9.1 Development Errors

[SWS_SD_00107] [

Type of error	Related error code	Error value
SD has not been initialized	SD_E_UNINIT	0x01
Null pointer has been passed as an argument	SD_E_PARAM_POINTER	0x02
Invalid mode request	SD_E_INV_MODE	0x03
Invalid Id	SD_E_INV_ID	0x04
Initialization failed	SD_E_INIT_FAILED	0x05

]()

[SWS_Sd_00108] [The detection of development errors shall be configurable (ON / OFF) at pre-compile time. The switch SdDevErrorDetect (see chapter 9) shall activate or deactivate the detection of all development errors.]()

[SWS_Sd_00109] [If the SdDevErrorDetect switch is enabled API parameter checking is enabled.]()

Note: The detection of production code errors cannot be switched off.

[SWS_Sd_00110] [Detected development errors shall be reported to the Det_Report Error service of the Default Error Tracer (DET) if the pre-processor switch SdDevError Detect is set (see chapter 10).]()

7.9.2 Runtime Errors

[SWS_SD_00742] [

Type of error	Related error code	Error value
Retry was not successful	SD_E_COUNT_OF_RETRY_SUBSCRIPTION_EXCEEDED	0x06

]()

7.9.3 Transient Faults

There are no transient faults.

7.9.4 Production Errors

There are no Production Errors.

7.9.5 Extended Production Errors

7.9.5.1 SD_E_OUT_OF_RES

Error Name:	SD_E_OUT_OF_RES	
Short Description:	SD out of resources	
Long Description:	SD Instance does not have SoAd socket resources left to add client to Fan-Out.	
Recommended DTC:	N/A	
Detection Criteria:	FAIL	Every time when a Socket connection has to be opened but no Wildcard Socket Connection is available.
	PASS	After first startup until first error occurred.
Secondary Parameters:	Local IP-Address and Port Number of Socket Connection Group that has not enough Wildcard Socket Connections left	
Time Required:	N/A	
Monitor Frequency	Continuous	
MIL illumination:	N/A	

7.9.5.2 SD_E_MALFORMED_MSG

Error Name:	SD_E_MALFORMED_MSG	
Short Description:	SD received malformed SOME/IP-SD message	
Long Description:	The Service Discovery module received an inconsistent SOME/IP-SD message. This includes: <ul style="list-style-type: none"> Inconsistent combination of SOME/IP length, entries length, and options length Inconsistent length field of option Illegal values of fields (e.g. IP Addresses and Ports). 	
Recommended DTC:	N/A	
Detection Criteria:	FAIL	Every time a malformed SOME/IP-SD message has been received
	PASS	After first startup until first error occurred.
Secondary Parameters:	IP Address of Sender (Source IP Address)	
Time Required:	N/A	
Monitor Frequency	Continuous	
MIL illumination:	N/A	

7.9.5.3 SD_E_SUBSCR_NACK_RECV

Error Name:	SD_E_SUBSCR_NACK_RECV
Short Description:	SD received SubscribeEventgroupNack entry





Long Description:	The Service Discovery module received a SubscribeEventgroupNack entry, which is not expected.	
Recommended DTC:	N/A	
Detection Criteria:	FAIL	Every time a NACK is received.
	PASS	After first startup until first error occurred.
Secondary Parameters:	IP Address of Sender (Source IP Address)	
Time Required:	N/A	
Monitor Frequency	Continuous	
MIL illumination:	N/A	

8 API specification

8.1 Imported types

[SWS_SD_00117] [

Module	Header File	Imported Type
ComStack_Types	ComStack_Types.h	PduIdType
	ComStack_Types.h	PduInfoType
	ComStack_Types.h	PduLengthType
Dem	Rte_Dem_Type.h	Dem_EventIdType
	Rte_Dem_Type.h	Dem_EventStatusType
SoAd	SoAd.h	SoAd_RoutingGroupIdType
	SoAd.h	SoAd_SoConIdType
	SoAd.h	SoAd_SoConModeType
Std	Std_Types.h	Std_ReturnType
	Std_Types.h	Std_VersionInfoType
Tcplp	Tcplp.h	Tcplp_DomainType
	Tcplp.h	Tcplp_IpAddrAssignmentType
	Tcplp.h	Tcplp_IpAddrStateType
	Tcplp.h	Tcplp_SockAddrType

]()

8.2 Type definitions

8.2.1 Sd_ConfigType

[SWS_SD_00690] [

Name	Sd_ConfigType		
Kind	Structure		
Elements	implementation specific		
	Type	–	
	Comment	The content of the configuration data structure is implementation specific.	
Description	Configuration data structure of Sd module.		
Available via	Sd.h		

]()

8.2.2 Sd_ServerServiceSetStateType

[SWS_SD_00118] [

Name	Sd_ServerServiceSetStateType		
Kind	Enumeration		
Range	SD_SERVER_SERVICE_DOWN	0x00	–
	SD_SERVER_SERVICE_AVAILABLE	0x01	–
Description	This type defines the Server states that are reported to the SD using the expected API Sd_ServerServiceSetState.		
Available via	Sd.h		

]()

8.2.3 Sd_ClientServiceSetStateType

[SWS_SD_00405] [

Name	Sd_ClientServiceSetStateType		
Kind	Enumeration		
Range	SD_CLIENT_SERVICE_RELEASED	0x00	–
	SD_CLIENT_SERVICE_REQUESTED	0x01	–
Description	This type defines the Client states that are reported to the BswM using the expected API Sd_ClientServiceSetState.		
Available via	Sd.h		

]()

8.2.4 Sd_ConsumedEventGroupSetStateType

[SWS_SD_00550] [

Name	Sd_ConsumedEventGroupSetStateType		
Kind	Enumeration		
Range	SD_CONSUMED_EVENTGROUP_RELEASED	0x00	–
	SD_CONSUMED_EVENTGROUP_REQUESTED	0x01	–
Description	This type defines the subscription policy by consumed EventGroup for the Client Service.		
Available via	Sd.h		

]()

8.2.5 Sd_ClientServiceCurrentStateType

[SWS_SD_00551] [

Name	Sd_ClientServiceCurrentStateType		
Kind	Enumeration		
Range	SD_CLIENT_SERVICE_DOWN	0x00	–
	SD_CLIENT_SERVICE_AVAILABLE	0x01	–
Description	This type defines the modes to indicate the current mode request of a Client Service.		
Available via	Sd.h		

]()

8.2.6 Sd_ConsumedEventGroupCurrentStateType

[SWS_SD_00552] [

Name	Sd_ConsumedEventGroupCurrentStateType		
Kind	Enumeration		
Range	SD_CONSUMED_EVENTGROUP_DOWN	0x00	–
	SD_CONSUMED_EVENTGROUP_AVAILABLE	0x01	–
Description	This type defines the subscription policy by consumed EventGroup for the Client Service.		
Available via	Sd.h		

]()

8.2.7 Sd_EventHandlerCurrentStateType

[SWS_SD_00553] [

Name	Sd_EventHandlerCurrentStateType		
Kind	Enumeration		
Range	SD_EVENT_HANDLER_RELEASED	0x00	–
	SD_EVENT_HANDLER_REQUESTED	0x01	–
Description	This type defines the subscription policy by EventHandler for the Server Service.		
Available via	Sd.h		

]()

8.2.8 Sd_ConfigOptionStringType

[SWS_SD_91002] [

Name	Sd_ConfigOptionStringType		
Kind	Const Pointer		
Type	const uint8*		
Description	Type for a zero-terminated string of configuration options.		
Available via	Sd.h		

]()

8.2.9 Sd_ServiceGroupIdType

[SWS_SD_91008] [

Name	Sd_ServiceGroupIdType		
Kind	Type		
Derived from	uint16		
Range	0..65535	–	Zero-based integer number
Description	The AUTOSAR ServiceDiscovery module's SdServiceGroup object identifier.		
Available via	Sd.h		

]()

8.3 Function definitions

This is a list of functions provided for upper layer modules.

8.3.1 Sd_Init

[SWS_SD_00119] [

Service Name	Sd_Init	
Syntax	<pre>void Sd_Init (const Sd_ConfigType* ConfigPtr)</pre>	
Service ID [hex]	0x01	
Sync/Async	Synchronous	
Reentrancy	Non Reentrant	
Parameters (in)	ConfigPtr	Pointer to a selected configuration structure.
Parameters (inout)	None	
Parameters (out)	None	
Return value	None	
Description	Initializes the Service Discovery.	
Available via	Sd.h	

]()

[SWS_Sd_00120] [The Sd_Init function shall initialize the state machines for all Service Instances according to SWS_SD_00020 and SWS_SD_00021.]()

[SWS_Sd_00121] [The Sd_Init function shall internally store the configuration data address to enable subsequent API calls to access the configuration data.]()

[SWS_Sd_00122] [The Sd_Init function shall remember internally the successful initialization for other API functions to check for proper module initialization.]()

8.3.2 Sd_GetVersionInfo

[SWS_SD_00124] [

Service Name	Sd_GetVersionInfo	
Syntax	<pre>void Sd_GetVersionInfo (Std_VersionInfoType* versioninfo)</pre>	
Service ID [hex]	0x02	
Sync/Async	Synchronous	
Reentrancy	Reentrant	
Parameters (in)	None	
Parameters (inout)	None	
Parameters (out)	versioninfo	Pointer to where to store the version information of this module.
Return value	None	
Description	Returns the version information of this module.	
Available via	Sd.h	

]()

[SWS_Sd_00125] [The Sd_GetVersionInfo function shall return the version information of this module. The version information includes:

- Module Id
- Vendor Id
- Vendor specific version numbers]

[SWS_Sd_00126] [Configuration of Sd_GetVersionInfo: This function shall be pre compile time configurable On/Off by the configuration parameter: SdVersionInfoApi]
 ()

[SWS_Sd_00497] [If development error detection for the Service Discovery module is enabled, then the function Sd_GetVersionInfo shall check whether the parameter VersioninfoPtr is a NULL pointer (NULL_PTR). If VersioninfoPtr is a NULL pointer, then the function Sd_GetVersionInfo shall raise the development error SD_E_PARAM_POINTER and return.]()

8.3.3 Sd_ServerServiceSetState

[SWS_SD_00496] [

Service Name	Sd_ServerServiceSetState	
Syntax	<pre>Std_ReturnType Sd_ServerServiceSetState (uint16 SdServerServiceHandleId, Sd_ServerServiceSetStateType ServerServiceState)</pre>	
Service ID [hex]	0x07	
Sync/Async	Asynchronous	
Reentrancy	Reentrant	
Parameters (in)	SdServerServiceHandleId	ID to identify the Server Service Instance.
	ServerServiceState	The state the Server Service Instance shall be set to.
Parameters (inout)	None	
Parameters (out)	None	
Return value	Std_ReturnType	E_OK: State accepted E_NOT_OK: State not accepted
Description	This API function is used by the BswM to set the Server Service Instance state.	
Available via	Sd.h	

]()

[SWS_Sd_00407] [If development error detection is enabled and the Service Discovery module has not been initialized using Sd_Init(), the Sd_ServerServiceSetState function shall raise the development error code SD_E_UNINIT and the Sd_ServerServiceSetState function shall return E_NOT_OK.]()

[SWS_Sd_00408] [If the parameter ServerServiceState has an undefined value, the Service Discovery module shall not store the requested mode and return E_NOT_OK.

In case development error detection is enabled, the Service Discovery module shall additionally raise the development error code SD_E_INV_MODE.]()

[SWS_Sd_00607] [If the parameter SdServerServiceHandleId has an invalid value, the Service Discovery Module shall not store the requested mode and return E_NOT_OK. In case development error detection is enabled, the Service Discovery module shall additionally raise the development error code SD_E_INV_ID.]()

8.3.4 Sd_ClientServiceSetState

[SWS_SD_00409] [

Service Name	Sd_ClientServiceSetState	
Syntax	<pre>Std_ReturnType Sd_ClientServiceSetState (uint16 ClientServiceHandleId, Sd_ClientServiceSetStateType ClientServiceState)</pre>	
Service ID [hex]	0x08	
Sync/Async	Asynchronous	
Reentrancy	Reentrant	
Parameters (in)	ClientServiceHandleId	ID to identify the Client Service Instance.
	ClientServiceState	The state the Client Service Instance shall be set to.
Parameters (inout)	None	
Parameters (out)	None	
Return value	Std_ReturnType	E_OK: State accepted
		E_NOT_OK: State not accepted
Description	This API function is used by the BswM to set the Client Service Instance state.	
Available via	Sd.h	

]()

[SWS_Sd_00410] [If development error detection is enabled and the Service Discovery module has not been initialized using Sd_Init(), the Sd_ClientServiceSetState function shall raise the development error code SD_E_UNINIT and the Sd_ClientServiceSetState function shall return E_NOT_OK.]()

[SWS_Sd_00411] [If the parameter ClientServiceState has an undefined value, the Service Discovery module shall not store the requested mode and return E_NOT_OK.

In case development error detection is enabled, the Service Discovery module shall additionally raise the development error code SD_E_INV_MODE.]()

[SWS_Sd_00608] [If the parameter ClientServiceHandleId has an invalid value, the Service Discovery module shall not store the requested mode and return E_NOT_OK. In case development error detection is enabled, the Service Discovery module shall additionally raise the development error code SD_E_INV_ID.]()

8.3.5 Sd_ConsumedEventGroupSetState

[SWS_SD_00560] [

Service Name	Sd_ConsumedEventGroupSetState	
Syntax	<pre>Std_ReturnType Sd_ConsumedEventGroupSetState (uint16 SdConsumedEventGroupHandleId, Sd_ConsumedEventGroupSetStateType ConsumedEventGroupState)</pre>	
Service ID [hex]	0x09	
Sync/Async	Asynchronous	
Reentrancy	Reentrant	
Parameters (in)	SdConsumedEventGroupHandleId	ID to identify the Consumed Eventgroup
	ConsumedEventGroupState	The state the EventGroup shall be set to.
Parameters (inout)	None	
Parameters (out)	None	
Return value	Std_ReturnType	E_OK: State accepted E_NOT_OK: State not accepted
Description	This API function is used by the BswM to set the requested state of the EventGroupStatus.	
Available via	Sd.h	

]()

[SWS_Sd_00469] [If development error detection is enabled and the Service Discovery module has not been initialized using Sd_Init(), the Sd_ConsumedEventGroupSetState function shall raise the development error code SD_E_UNINIT and the Sd_ConsumedEventGroupSetState function shall return E_NOT_OK.]()

[SWS_Sd_00470] [If ConsumedEventGroupSetState has an undefined value, the Service Discovery module shall not store the requested mode and return E_NOT_OK.

In case development error detection is enabled, the Service Discovery module shall additionally raise the development error code SD_E_INV_MODE.]()

[SWS_Sd_00609] [If the parameter SdConsumedEventGroupHandleId has an invalid value, the Service Discovery module shall not store the requested mode and return E_NOT_OK. In case development error detection is enabled, the Service Discovery module shall additionally raise the development error code SD_E_INV_ID.]()

8.3.6 Sd_LocallpAddrAssignmentChg

[SWS_SD_00412] [

Service Name	Sd_LocallpAddrAssignmentChg
---------------------	-----------------------------





Syntax	<pre>void Sd_LocalIpAddressAssignmentChg (SoAd_SoConIdType SoConId, TcpIp_IpAddrStateType State)</pre>	
Service ID [hex]	0x05	
Sync/Async	Synchronous	
Reentrancy	Reentrant for different SoConIds. Non Reentrant for the same SoConId.	
Parameters (in)	SoConId	socket connection index specifying the socket connection where the IP address assignment has changed.
	State	state of IP address assignment.
Parameters (inout)	None	
Parameters (out)	None	
Return value	None	
Description	This function gets called by the SoAd if an IP address assignment related to a socket connection changes (i.e. new address assigned or assigned address becomes invalid).	
Available via	Sd.h	

]()

[SWS_Sd_00471] [If development error detection is enabled and the Service Discovery module has not been initialized using Sd_Init(), the Sd_LocalIpAddressAssignmentChg function shall raise the development error code SD_E_UNINIT and the Sd_LocalIpAddressAssignmentChg function shall return without further action.]()

[SWS_Sd_00472] [If the parameter State has an undefined value, the Service Discovery module shall not store the requested mode and return.

In case development error detection is enabled, the Service Discovery module shall additionally raise the development error code SD_E_INV_MODE.]()

[SWS_Sd_00610] [If the parameter SoConId has an invalid value, the Service Discovery module shall not store the requested mode and return. In case development error detection is enabled, the Service Discovery module shall additionally raise the development error code SD_E_INV_ID.]()

8.3.7 Sd_SoConModeChg

[SWS_SD_91003] [

Service Name	Sd_SoConModeChg
Syntax	<pre>void Sd_SoConModeChg (SoAd_SoConIdType SoConId, SoAd_SoConModeType Mode)</pre>
Service ID [hex]	0x43
Sync/Async	Synchronous





Reentrancy	Reentrant for different SoConIds. Non reentrant for the same SoConId.	
Parameters (in)	SoConId	socket connection index specifying the socket connection with the mode change.
	Mode	new mode
Parameters (inout)	None	
Parameters (out)	None	
Return value	None	
Description	Notification about a SoAd socket connection state change, e.g. socket connection gets online	
Available via	Sd.h	

]()

8.3.8 Sd_ServiceGroupStart

[SWS_SD_91006] [

Service Name	Sd_ServiceGroupStart	
Syntax	<pre>void Sd_ServiceGroupStart (Sd_ServiceGroupIdType ServiceGroupId)</pre>	
Service ID [hex]	0x44	
Sync/Async	Synchronous	
Reentrancy	Reentrant for different SdServiceGroupS. Non reentrant for the same SdServiceGroup.	
Parameters (in)	ServiceGroupId	Id of SdServiceGroup to be started
Parameters (inout)	None	
Parameters (out)	None	
Return value	None	
Description	Starts a preconfigured SdServiceGroup. For example, OfferService entries will be sent out after the call of Sd_ServiceGroupStart() for all ServerServices of a SdServiceGroup, which are not requested yet.	
Available via	Sd.h	

]()

8.3.9 Sd_ServiceGroupStop

[SWS_SD_91007] [

Service Name	Sd_ServiceGroupStop	
Syntax	<pre>void Sd_ServiceGroupStop (Sd_ServiceGroupIdType ServiceGroupId)</pre>	





Service ID [hex]	0x45	
Sync/Async	Synchronous	
Reentrancy	Reentrant for different SdServiceGroupS. Non reentrant for the same SdServiceGroup.	
Parameters (in)	ServiceGroupId	Id of SdServiceGroup to be stopped
Parameters (inout)	None	
Parameters (out)	None	
Return value	None	
Description	Stops a preconfigured SdServiceGroup. For example, StopOfferService entries will be sent out after the call of Sd_ServiceGroupStop() for all ServerServices of a SdServiceGroup, which are not requested by another SdServiceGroup.	
Available via	Sd.h	

]()

8.4 Callback notifications

This is a list of functions provided for other modules.

8.4.1 Sd_RxIndication

[SWS_SD_00129] [

Service Name	Sd_RxIndication	
Syntax	<pre>void Sd_RxIndication (PduIdType RxPduId, const PduInfoType* PduInfoPtr)</pre>	
Service ID [hex]	0x42	
Sync/Async	Synchronous	
Reentrancy	Reentrant for different Pdulds. Non reentrant for the same PduId.	
Parameters (in)	RxPduId	ID of the received PDU.
	PduInfoPtr	Contains the length (SduLength) of the received PDU, a pointer to a buffer (SduDataPtr) containing the PDU, and the MetaData related to this PDU.
Parameters (inout)	None	
Parameters (out)	None	
Return value	None	
Description	Indication of a received PDU from a lower layer communication interface module.	
Available via	Sd.h	

]()

[SWS_Sd_00473] [If development error detection is enabled and the Service Discovery module has not been initialized using Sd_Init(), the Sd_RxIndication function

shall raise the development error code SD_E_UNINIT and the Sd_RxIndication function shall return without further action.]()

[SWS_Sd_00474] [If RxPduId has an undefined value, the Service Discovery module shall discard the message and return without further action.

In case development error detection is enabled, the Service Discovery module shall additionally raise the development error code SD_E_INV_ID.]()

[SWS_Sd_00475] [If development error detection is enabled: The function shall check parameter PduInfoPtr for being a null pointer. In this case, the function shall raise the development error SD_E_PARAM_POINTER and return without further action.]()

8.5 Scheduled functions

The following functions are called directly by Basic Software Scheduler. The following functions shall have no return value and no parameter. All functions shall be non-reentrant.

8.5.1 Sd_MainFunction

[SWS_SD_00130] [

Service Name	Sd_MainFunction
Syntax	<pre>void Sd_MainFunction (void)</pre>
Service ID [hex]	0x06
Description	–
Available via	SchM_Sd.h

]()

[SWS_Sd_00131] [The Sd_MainFunction shall update all counters, timers, states and phases and process the Rx and Tx data path.]()

8.6 Expected interfaces

In this chapter, all interfaces required from other modules are listed.

8.6.1 Mandatory Interfaces

This chapter defines all interfaces, which are required to fulfill the core functionality of the module.

[SWS_SD_00133] [

API Function	Header File	Description
Dem_SetEventStatus	Dem.h	Called by SW-Cs or BSW modules to report monitor status information to the Dem. BSW modules calling Dem_SetEventStatus can safely ignore the return value. This API will be available only if ({Dem/Dem ConfigSet/DemEventParameter/DemEvent ReportingType} == STANDARD_REPORTING)
SoAd_DisableSpecificRouting	SoAd.h	Disables routing of a group of PDUs in the SoAd related to the RoutingGroup specified by parameter id only on the socket connection identified by SoConId.
SoAd_EnableSpecificRouting	SoAd.h	Enables routing of a group of PDUs in the SoAd related to the RoutingGroup specified by parameter id only on the socket connection identified by SoConId.
SoAd_GetLocalAddr	SoAd.h	Retrieves the local address (IP address and port) actually used for the SoAd socket connection specified by SoConId, the netmask and default router
SoAd_GetPhysAddr	SoAd.h	Retrieves the physical source address of the EthIf controller used by the SoAd socket connection specified by SoConId.
SoAd_GetRemoteAddr	SoAd.h	Retrieves the remote address (IP address and port) actually used for the SoAd socket connection specified by SoConId
SoAd_GetSoConMode	SoAd.h	Returns current state of the socket connection specified by SoConId.
SoAd_IfSpecificRoutingGroupTransmit	SoAd.h	Triggers the transmission of all If-TxPDUs identified by the parameter id on the socket connection specified by SoConId after requesting the data from the related upper layer.
SoAd_IfTransmit	SoAd.h	Requests transmission of a PDU.
SoAd_ReleaseRemoteAddr	SoAd.h	By this API service the remote address (IP address and port) of the specified socket connection shall be released, i.e. set back to the configured remote address setting.
SoAd_SetRemoteAddr	SoAd.h	By this API service the remote address (IP address and port) of the specified socket connection shall be set.

]()

8.6.2 Optional Interfaces

This chapter defines all interfaces, which are required to fulfill an optional functionality of the module.

[SWS_SD_00134] [

API Function	Header File	Description
BswM_Sd_ClientServiceCurrentState	BswM_Sd.h	Function called by Service Discovery to indicate current state of the Client Service (available/down).
BswM_Sd_ConsumedEventGroupCurrentState	BswM_Sd.h	Function called by Service Discovery to indicate current status of the Consumed Eventgroup (available/down).
BswM_Sd_EventHandlerCurrentState	BswM_Sd.h	Function called by Service Discovery to indicate current status of the EventHandler (requested/released).
Det_ReportError	Det.h	Service to report development errors.
SoAd_CloseSoCon	SoAd.h	This service closes the socket connection specified by SoConId.
SoAd_DisableRouting	SoAd.h	Disables routing of a group of PDUs in the SoAd related to the RoutingGroup specified by parameter id. Routing of PDUs can be either forwarding of PDUs from the upper layer to a TCP or UDP socket of the TCP/IP stack specified by a PduRoute or the other way around specified by a SocketRoute.
SoAd_EnableRouting	SoAd.h	Enables routing of a group of PDUs in the SoAd related to the RoutingGroup specified by parameter id. Routing of PDUs can be either forwarding of PDUs from the upper layer to a TCP or UDP socket of the TCP/IP stack specified by a PduRoute or the other way around specified by a SocketRoute.
SoAd_GetSoConId	SoAd.h	Returns socket connection index related to the specified TxPduId.
SoAd_IfRoutingGroupTransmit	SoAd.h	Triggers the transmission of all If-TxPDUs identified by the parameter id after requesting the data from the related upper layer.
SoAd_OpenSoCon	SoAd.h	This service opens the socket connection specified by SoConId.
SoAd_ReleaseIpAddrAssignment	SoAd.h	By this API service the local IP address assignment used for the socket connection specified by SoConId is released.
SoAd_RequestIpAddrAssignment	SoAd.h	By this API service the local IP address assignment which shall be used for the socket connection specified by SoConId is initiated.
SoAd_SetUniqueRemoteAddr	SoAd.h	This API service shall either return the socket connection index of the SoAdSocketConnectionGroup where the specified remote address (IP address and port) is set or assign the remote address to an unused socket connection from the same SoAdSocketConnectionGroup.

]()

8.6.3 Configurable Interfaces

8.6.3.1 Sd_CapabilityRecordMatchCallout

[SWS_SD_91001] [

Service Name	<SdCapabilityRecordMatchCallout>	
Syntax	<pre>boolean <SdCapabilityRecordMatchCallout> (PduIdType pduID, uint8 type, uint16 serviceID, uint16 instanceID, uint8 majorVersion, uint32 minorVersion, const Sd_ConfigOptionStringType* receivedConfigOptionPtrArray, const Sd_ConfigOptionStringType* configuredConfigOptionPtrArray)</pre>	
Service ID [hex]	0x10	
Sync/Async	Synchronous	
Reentrancy	Reentrant for different PduIDs. Non reentrant for the same PduID.	
Parameters (in)	pduID	ID of the received I-PDU (used to distinguish between different SD instances)
	type	Content of the Type field of the received entry (see section 7.3.8)
	serviceID	Content of the Service ID field of the received entry (see section 7.3.8)
	instanceID	Content of the Instance ID field of the received entry (see section 7.3.8)
	majorVersion	Content of the Major Version field of the received entry (see section 7.3.8)
	minorVersion	Content of the Minor Version field of the received entry (see section 7.3.8)
	receivedConfigOptionPtrArray	NULL_PTR terminated array of pointers to zero-terminated configuration strings received in the incoming entry, i.e. received SD message (see Figure 6 - Configuration Option)
	configuredConfigOptionPtrArray	NULL_PTR terminated array of pointers to zero-terminated configuration strings configured in the local SD configuration (see Figure 6 - Configuration Option)
Parameters (inout)	None	
Parameters (out)	None	
Return value	boolean	TRUE: The received configuration options match the configured ones. FALSE: The received configuration options do not match the configured ones.
Description	This callout is invoked to determine whether the configuration options contained in a received SD message match the ones configured in the local SD configuration (i.e., SdServerCapabilityRecord or SdClientCapabilityRecord).	
Available via	Sd_Externals.h	

] () This callout must be configured in the SdCapabilityRecordMatchCallout container. The name of the callout functions is given by the SdCapabilityRecordMatchCallout Name configuration element.

9 Sequence diagrams

9.1 CLIENT / SERVER: Sd_RxIndication

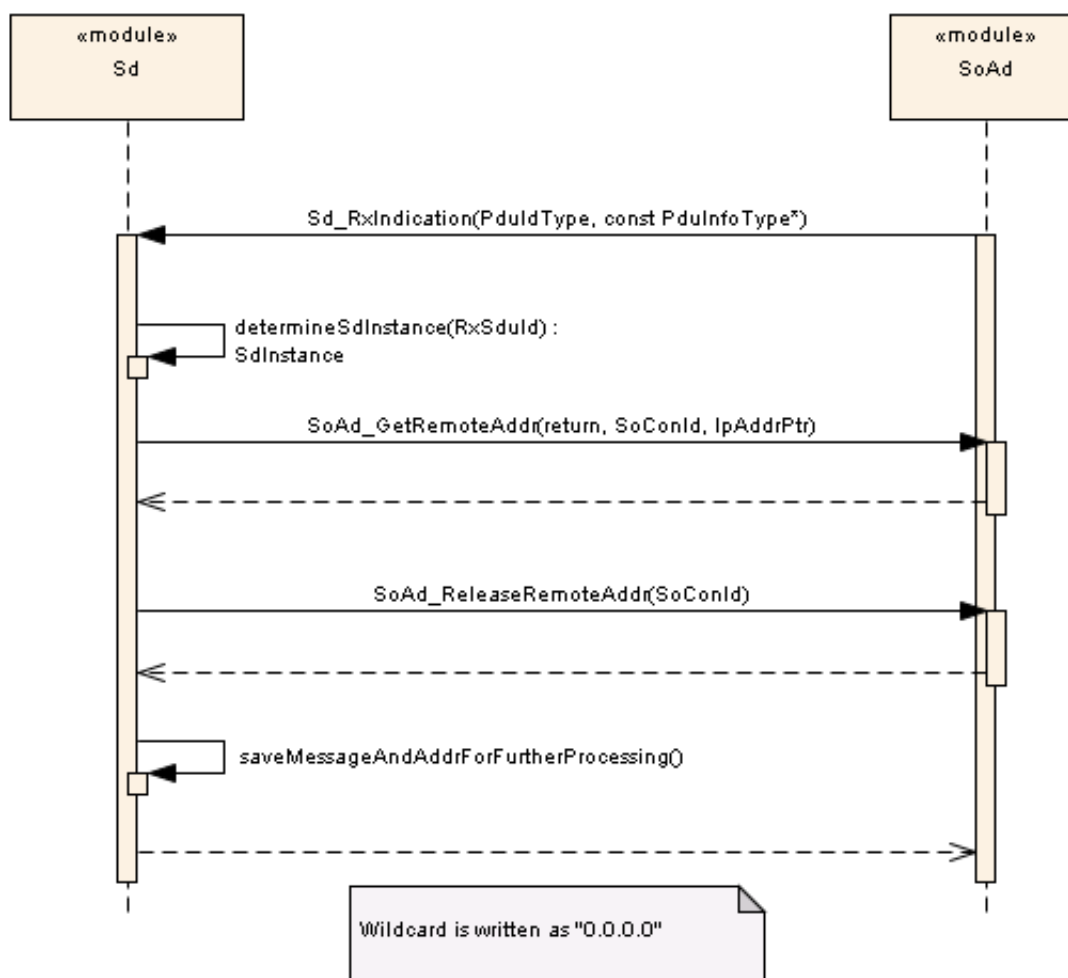


Figure 9.1: Sequence CLIENT / SERVER: Sd_RxIndication

9.2 SERVER: Response Behavior

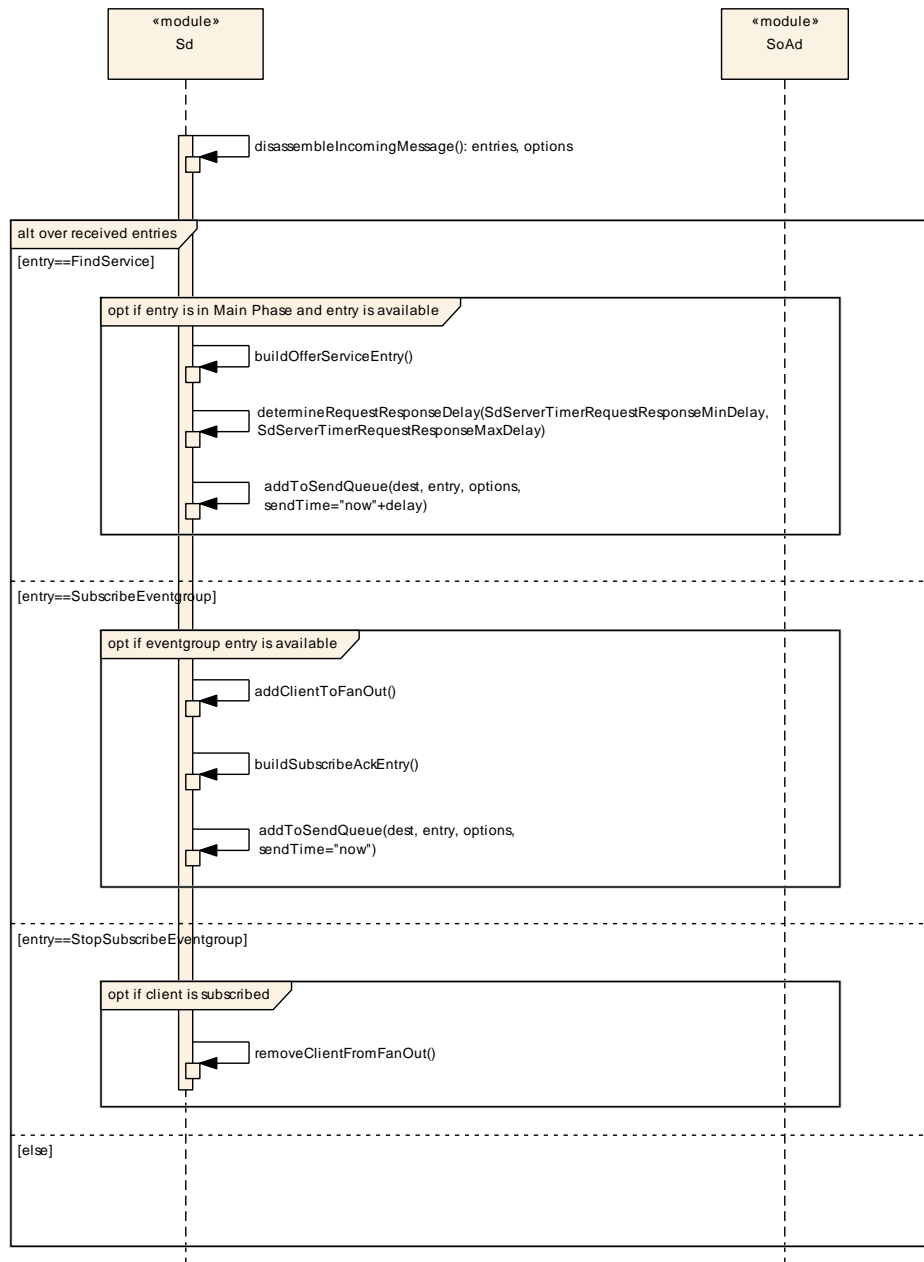


Figure 9.2: Sequence: SERVER: Response Behavior

9.3 CLIENT: Response Behavior

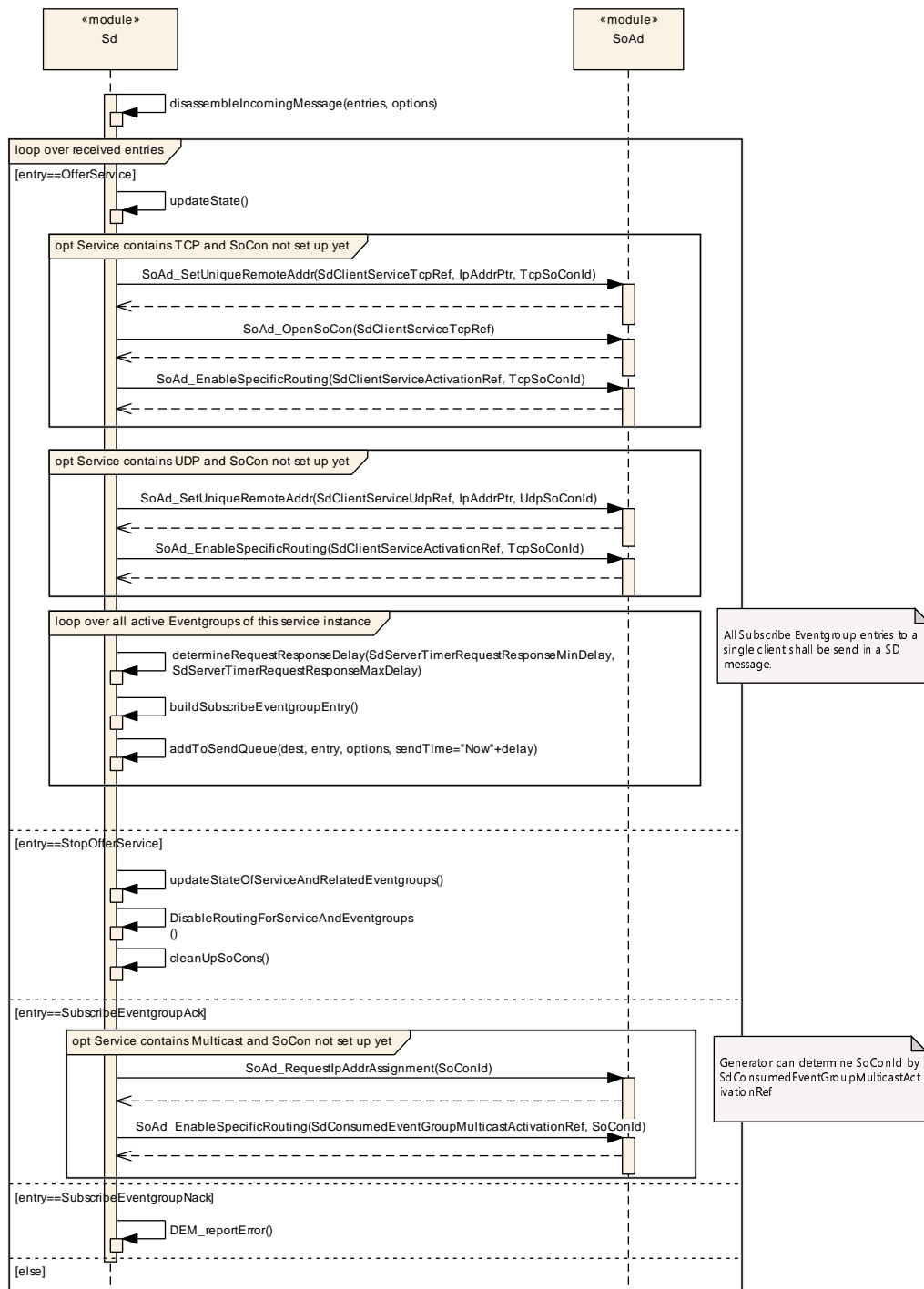


Figure 9.3: Sequence CLIENT: Response Behavior

9.4 SERVER: buildOfferServiceEntry

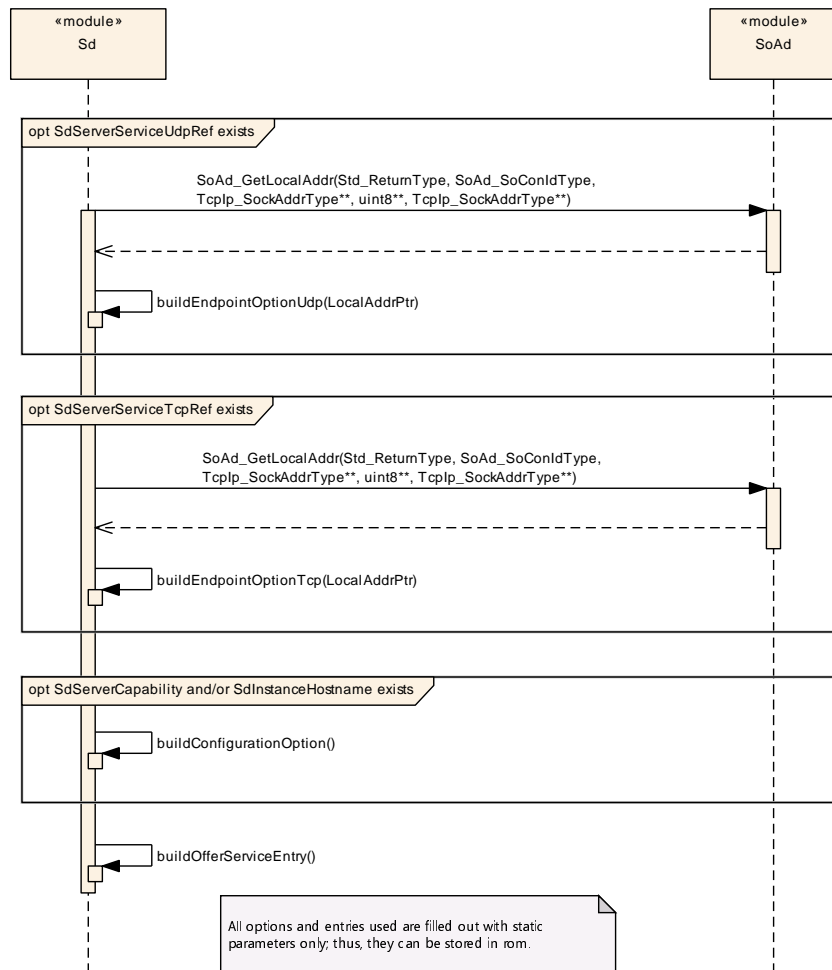


Figure 9.4: Sequence SERVER: buildOfferServiceEntry

9.5 CLIENT: buildSubscribeEventgroupEntry

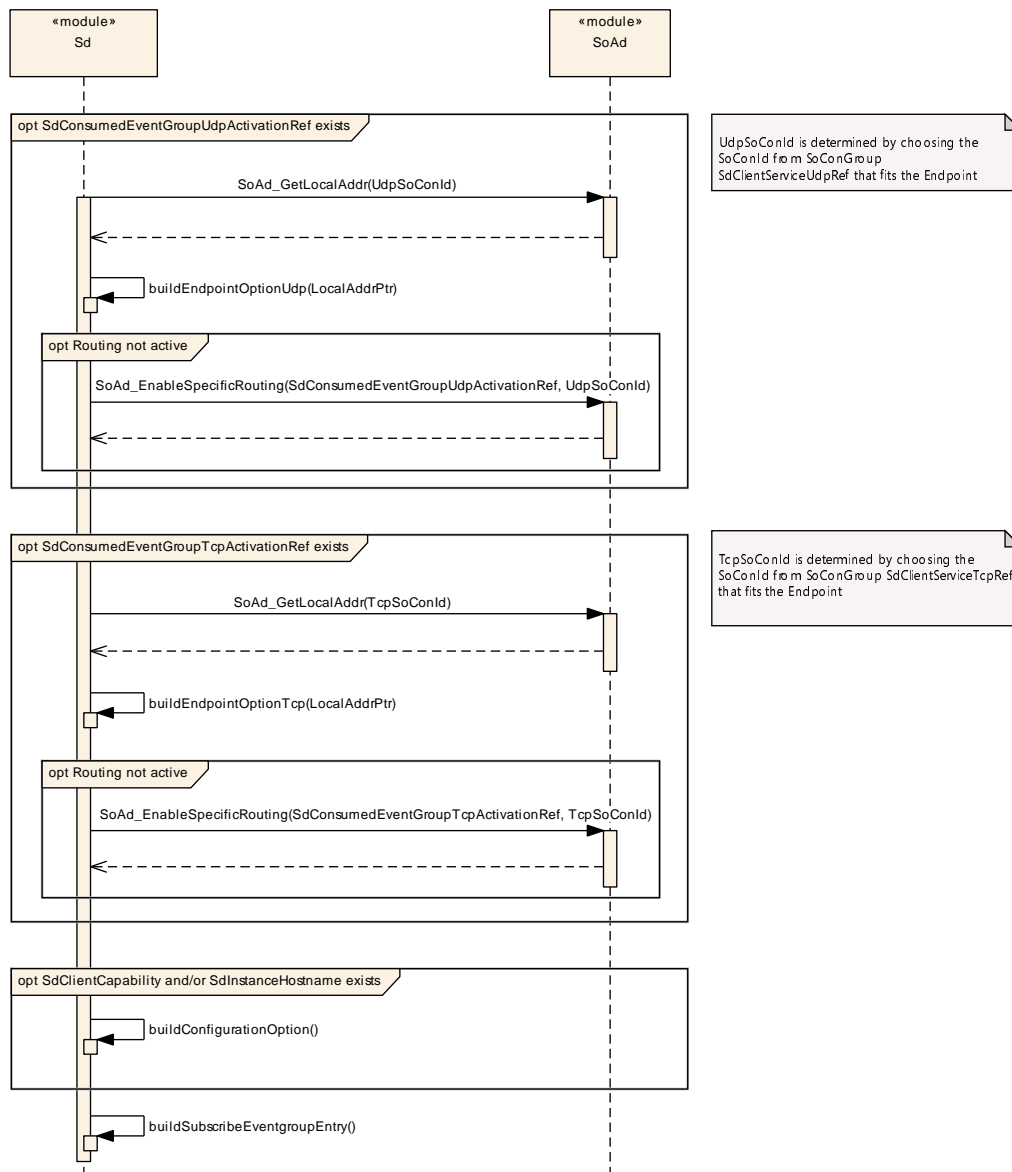


Figure 9.5: Sequence CLIENT: buildSubscribeEventgroupEntry

9.6 SERVER: buildSubscribeEventgroupAckEntry

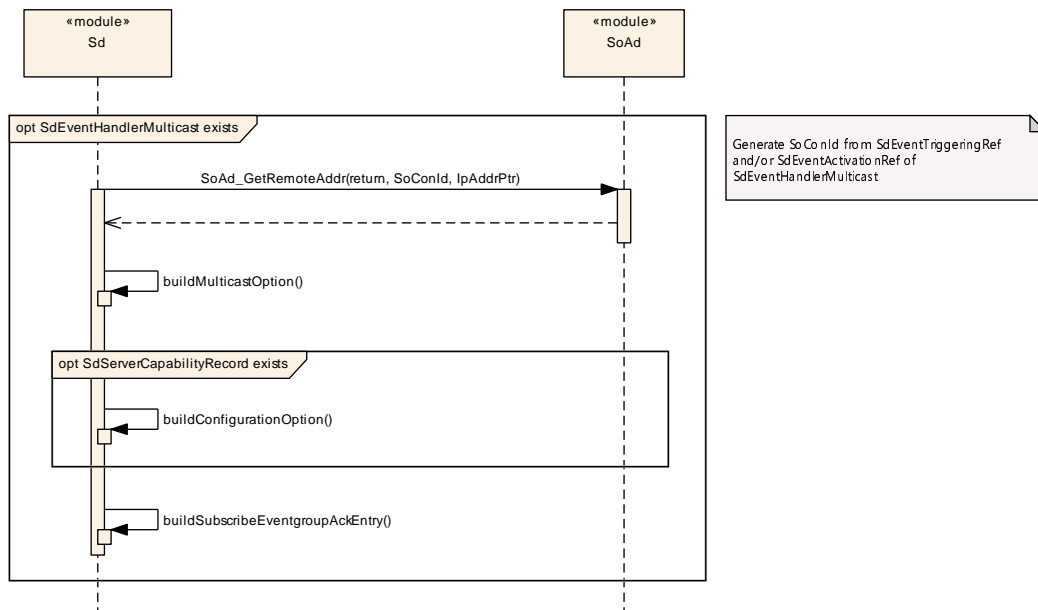


Figure 9.6: Sequence CLIENT: buildSubscribeEventgroupAckEntry

9.7 CLIENT / SERVER: TransmitSdMessage

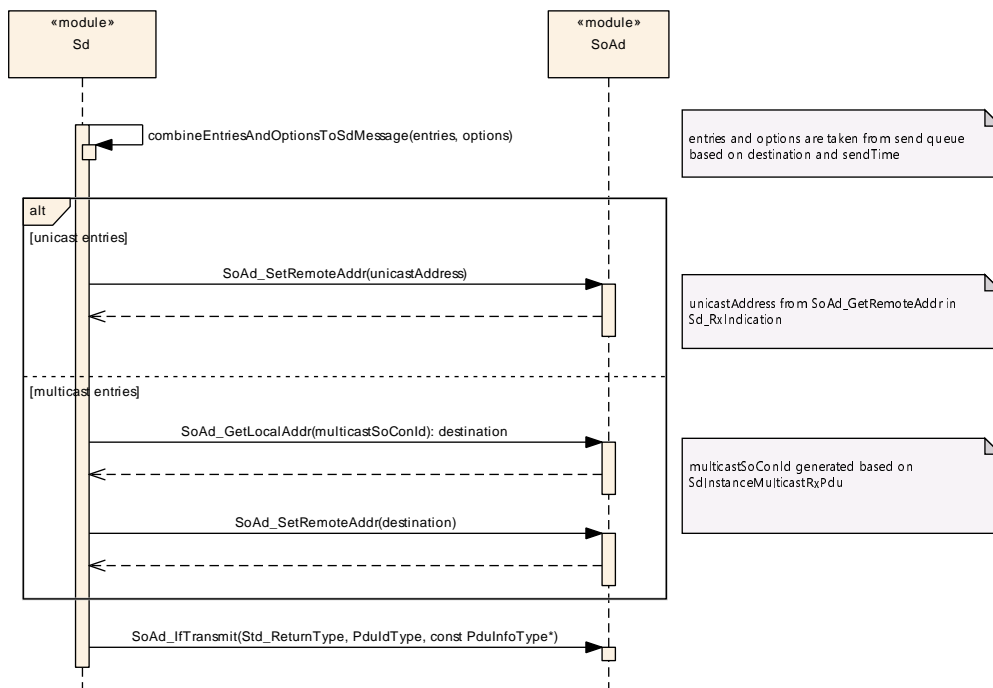


Figure 9.7: Sequence CLIENT / SERVER: TransmitSdMessage

9.8 SERVER: AddClientToFanOut

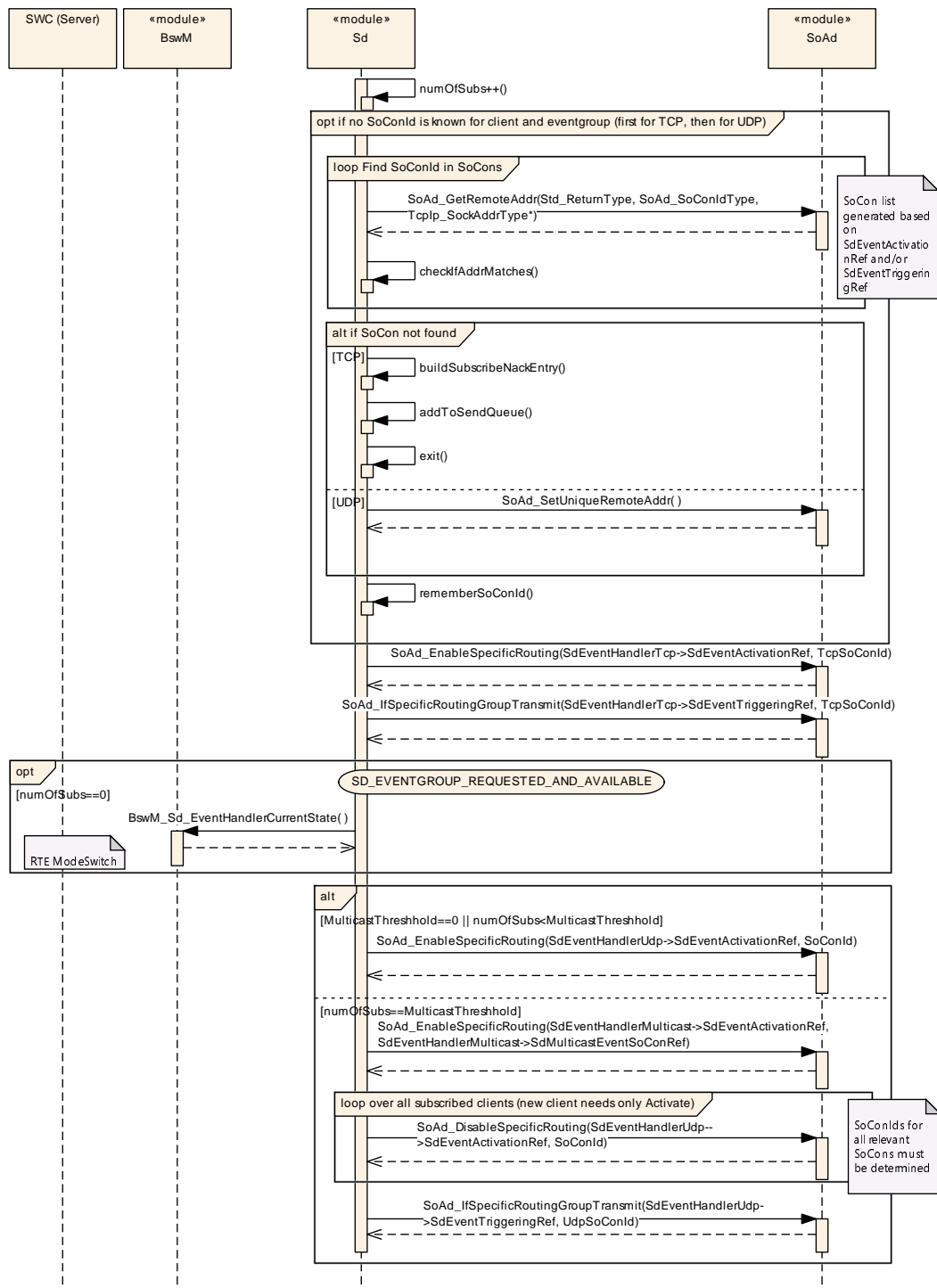


Figure 9.8: Sequence SERVER: AddClientToFanOut

9.9 SERVER: Start

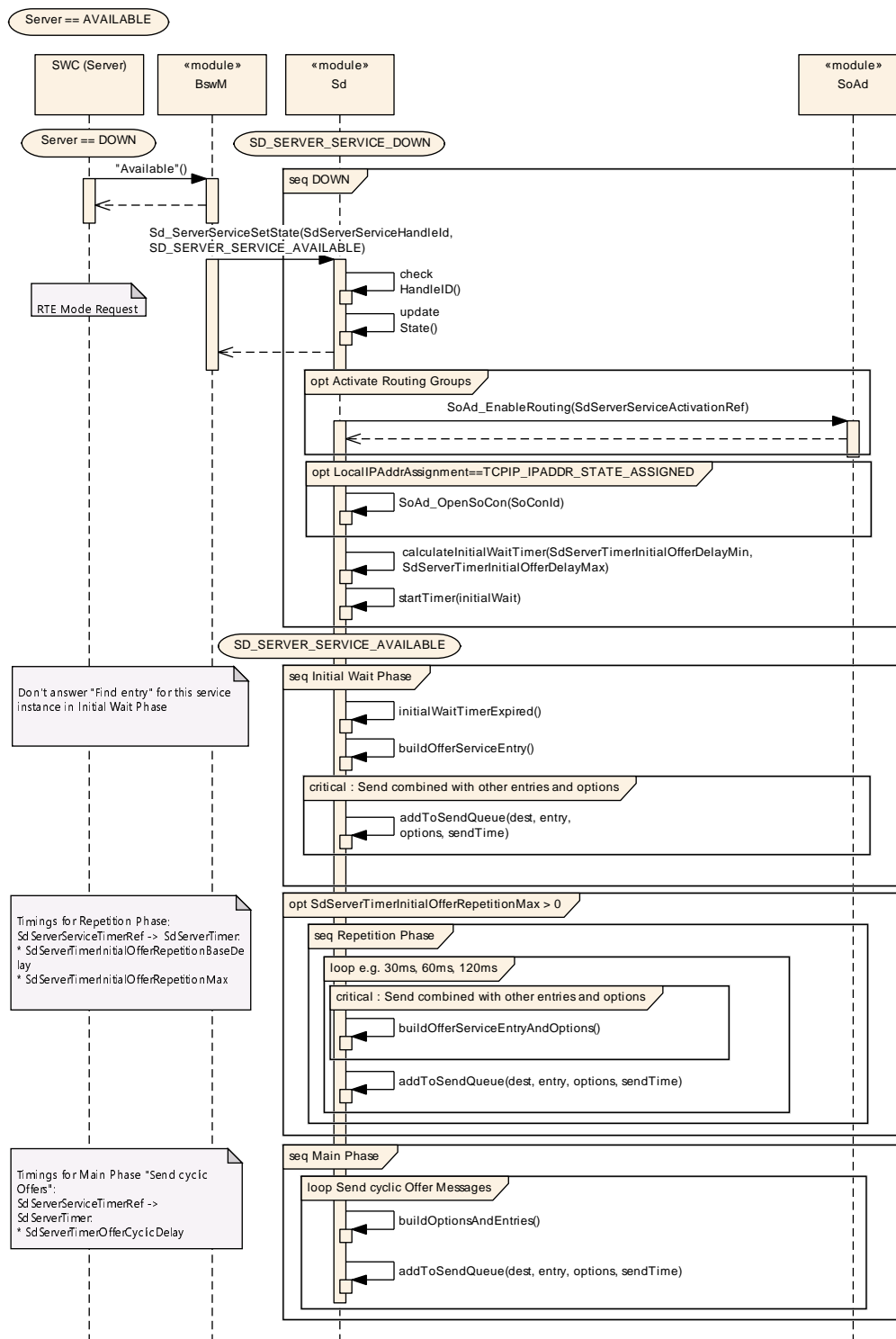


Figure 9.9: Sequence configuration variants SERVER: Start

9.10 CLIENT: Start

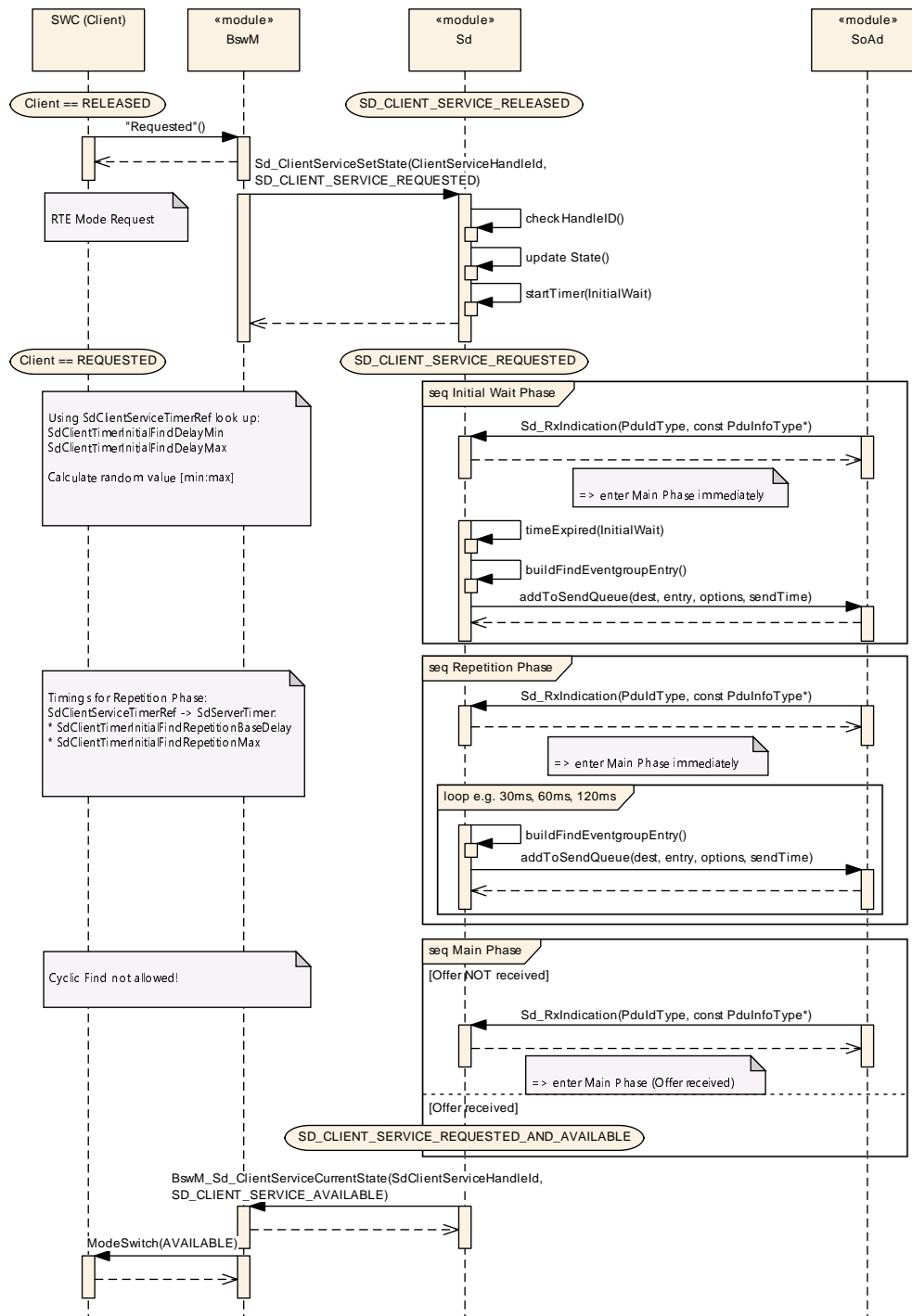


Figure 9.10: Sequence CLIENT: Start

10 Configuration specification

In general, this chapter defines configuration parameters and their clustering into containers. In order to support the specification Chapter 10.1 describes fundamentals. It also specifies a template (table) you shall use for the parameter specification. We intend to leave Chapter 10.1 in the specification to guarantee comprehension.

Chapter 10.2 specifies the structure (containers) and the parameters of the module SD.

Chapter 10.3 specifies published information of the module SD.

[SWS_Sd_00135] [The Service Discovery module shall support tool based configuration.]()

[SWS_Sd_00136] [The configuration tool shall check the consistency of the configuration parameters at system configuration time.]()

[SWS_Sd_00459] [For all SD messages sent and received via the Socket Adaptor module, the header mode shall be activated.]()

[SWS_Sd_00460] [For all SD messages sent and received via the Socket Adaptor module, the *SoAdTxPduHeaderId* and the *SoAdRxPduHeaderId* shall be set to 0xFFFF8100 respectively by Socket Adaptor.]()

Note: This ensures that the SoAd creates the first part of the SOME/IP header (32bit Message ID followed by a 32bit Length field) as needed for SOME/IP-SD. The remainder of the SD messages is created by this module (see chapter 7.3).

10.1 How to read this chapter

For details refer to the chapter 10.1 “Introduction to configuration specification” in SWS_BSWGeneral.

10.2 Containers and configuration parameters

The configuration parameters as defined in this chapter are used to create a data model for an AUTOSAR tool chain. The realization in the code is implementation specific.

10.2.1 Sd

Module SWS Item	ECUC_SD_00001	
Module Name	Sd	
Module Description	Configuration of the Service Discovery module.	
Post-Build Variant Support	true	
Supported Config Variants	VARIANT-LINK-TIME, VARIANT-POST-BUILD, VARIANT-PRE-COMPILE	
Included Containers		
Container Name	Multiplicity	Scope / Dependency
SdConfig	1	This container contains the configuration parameters and sub containers of the AUTOSAR Service Discovery module.
SdGeneral	1	This container lists the general configuration parameters for the Service Discovery module.

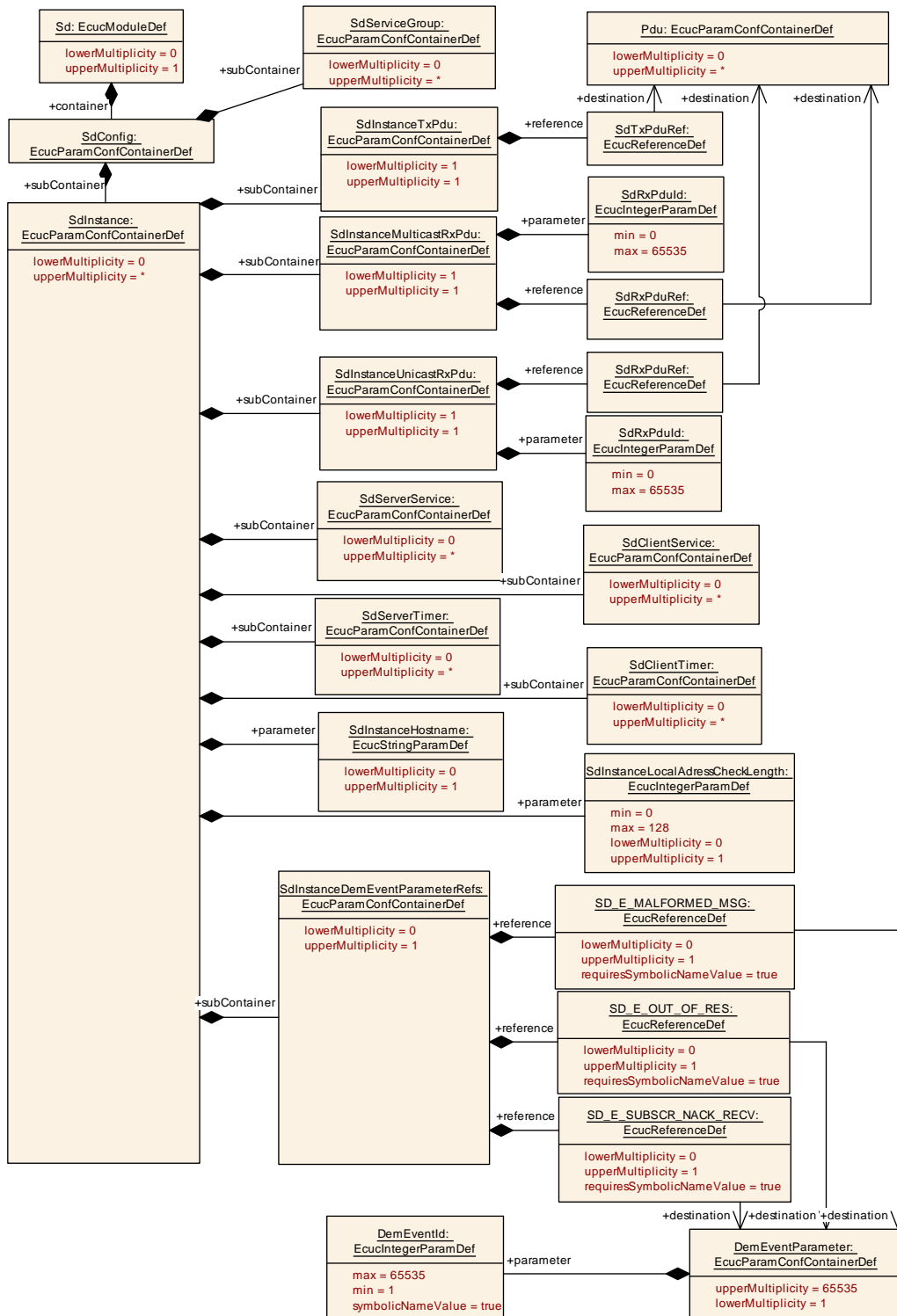


Figure 10.1

10.2.2 SdGeneral

SWS Item

[ECUC_SD_00002]

Container Name	SdGeneral
Parent Container	Sd
Description	This container lists the general configuration parameters for the Service Discovery module.
Configuration Parameters	

Name	SdDevErrorDetect [ECUC_SD_00006]		
Parent Container	SdGeneral		
Description	Switches the development error detection and notification on or off. <ul style="list-style-type: none"> • true: detection and notification is enabled. • false: detection and notification is disabled. 		
Multiplicity	1		
Type	EcucBooleanParamDef		
Default Value	false		
Post-Build Variant Value	false		
Value Configuration Class	Pre-compile time	X	All Variants
	Link time	–	
	Post-build time	–	
Scope / Dependency	scope: local		

Name	SdMainFunctionCycleTime [ECUC_SD_00008]		
Parent Container	SdGeneral		
Description	This parameter defines the cycle time in seconds of the periodic calling of Sd main function.		
Multiplicity	1		
Type	EcucFloatParamDef		
Range]0 .. INF[
Default Value			
Post-Build Variant Value	false		
Value Configuration Class	Pre-compile time	X	All Variants
	Link time	–	
	Post-build time	–	
Scope / Dependency	scope: local		

Name	SdSetRemAddrOfClientRxMulticastSoCon [ECUC_SD_00139]		
Parent Container	SdGeneral		
Description	<p>If SdSetRemAddrOfClientRxMulticastSoCon is set to TRUE, the Service Discovery module shall choose an multicast socket connection which match to the received Endpoint option of the corresponding OfferService. If no particular socket connection exist, then an unused socket connection with its remote address set to wildcard shall be used and the remote address shall be updated accordingly. If SdSetRemAddrOfClientRxMulticastSoCon is set to FALSE, the Service Discovery shall choose an unused socket connection with its remote address set to wildcard and skip to update the remote address, i.e. the wildcard for the remote address is kept.</p> <p>Note: setting SdSetRemAddrOfClientRxMulticastSoCon to FALSE supports the re-use of a multicast socket connection for multiple ClientServices which are located on the same ECU and subscribed to ServerServices which are located on different ECUs. The configuration of the ECU where the ClientServices are located, could be simplified by only configuring one socket connection within the multicast socket connection group.</p>		
Multiplicity	1		
Type	EcucBooleanParamDef		
Default Value	true		
Post-Build Variant Value	false		
Value Configuration Class	Pre-compile time	X	All Variants
	Link time	–	
	Post-build time	–	
Scope / Dependency	scope: ECU dependency: If SdSetRemAddrOfClientRxMulticastSoCon is set to FALSE, then all affected Socket Connections shall set SoAdSocketMsgAcceptanceFilterEnabled to FALSE. Please note, a socket connection with SoAdSocketMsgAcceptanceFilterEnabled set to FALSE, accept all received events without checking the remote source address.		

Name	SdSubscribeEventgroupRetryEnable [ECUC_SD_00131]		
Parent Container	SdGeneral		
Description	Switch to enable or disable the retry functionality to subscribe to Eventgroups of ServerServices with TTL set to 0xFFFFFFFF.		
Multiplicity	1		
Type	EcucBooleanParamDef		
Default Value	false		
Post-Build Variant Value	false		
Value Configuration Class	Pre-compile time	X	All Variants
	Link time	–	
	Post-build time	–	
Scope / Dependency	scope: local		

Name	SdVersionInfoApi [ECUC_SD_00007]		
Parent Container	SdGeneral		
Description	Enables and disables the version info API.		
Multiplicity	1		
Type	EcucBooleanParamDef		
Default Value	false		
Post-Build Variant Value	false		
Value Configuration Class	Pre-compile time	X	All Variants
	Link time	—	
	Post-build time	—	
Scope / Dependency	scope: local		

No Included Containers

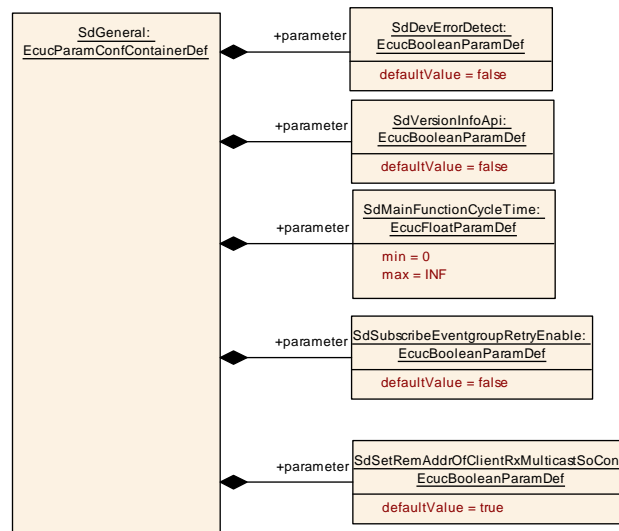


Figure 10.2

10.2.3 SdConfig

SWS Item	[ECUC_SD_00003]
Container Name	SdConfig
Parent Container	Sd
Description	This container contains the configuration parameters and sub containers of the AUTOSAR Service Discovery module.
Configuration Parameters	

Included Containers		
Container Name	Multiplicity	Scope / Dependency
SdCapabilityRecordMatchCallout	0..*	Callout that is invoked by the Sd implementation to determine whether the configuration options contained in the entries of a received SD message match the capability record elements configured in SdServerCapabilityRecord or SdClientCapabilityRecord.
SdInstance	0..*	This container represents an instance of the SD; i.e. the SD configuration for a certain link.
SdServiceGroup	0..*	Contains the configuration parameters of the AUTOSAR SD module's SdServiceGroupS.

10.2.4 SdCapabilityRecordMatchCallout

SWS Item	[ECUC_SD_00124]
Container Name	SdCapabilityRecordMatchCallout
Parent Container	SdConfig
Description	Callout that is invoked by the Sd implementation to determine whether the configuration options contained in the entries of a received SD message match the capability record elements configured in SdServerCapabilityRecord or SdClientCapabilityRecord.
Post-Build Variant Multiplicity	false
Configuration Parameters	

Name	SdCapabilityRecordMatchCalloutName [ECUC_SD_00125]		
Parent Container	SdCapabilityRecordMatchCallout		
Description	Function name (i.e., C-identifier) of the SdCapabilityRecordMatchCallout.		
Multiplicity	1		
Type	EcucFunctionNameDef		
Default Value			
Regular Expression			
Post-Build Variant Multiplicity	false		
Post-Build Variant Value	false		
Multiplicity Configuration Class	Pre-compile time	X	VARIANT-PRE-COMPILE
	Link time	X	VARIANT-LINK-TIME, VARIANT-POST-BUILD
	Post-build time	–	
Value Configuration Class	Pre-compile time	X	VARIANT-PRE-COMPILE
	Link time	X	VARIANT-LINK-TIME, VARIANT-POST-BUILD
	Post-build time	–	
Scope / Dependency	scope: local		

No Included Containers

10.2.5 SdInstance

SWS Item	[ECUC_SD_00084]
Container Name	SdInstance
Parent Container	SdConfig
Description	This container represents an instance of the SD; i.e. the SD configuration for a certain link.
Configuration Parameters	

Name	SdInstanceHostname [ECUC_SD_00012]		
Parent Container	SdInstance		
Description	Configuration parameter to specify the Hostname.		
Multiplicity	0..1		
Type	EcucStringParamDef		
Default Value			
Regular Expression			
Post-Build Variant Multiplicity	true		
Post-Build Variant Value	true		
Multiplicity Configuration Class	Pre-compile time	X	VARIANT-PRE-COMPILE
	Link time	X	VARIANT-LINK-TIME
	Post-build time	X	VARIANT-POST-BUILD
Value Configuration Class	Pre-compile time	X	VARIANT-PRE-COMPILE
	Link time	X	VARIANT-LINK-TIME
	Post-build time	X	VARIANT-POST-BUILD
Scope / Dependency	scope: local		

Name	SdInstanceLocalAdressCheckLength [ECUC_SD_00128]		
Parent Container	SdInstance		
Description	This item describes on how many bits of the addresses shall be compared to determine, if a remote address is acceptable to be used. This shall support IPv4 (0..32) and IPv6 (0..128). If this item is not present, the security checks use the configured netmask instead. "0" meaning not to check at all. For example "8" means that the first 8 bits of a remote address must be equal to the local address to be considered acceptable.		
Multiplicity	0..1		
Type	EcucIntegerParamDef		
Range	0 .. 128		
Default Value			
Post-Build Variant Multiplicity	true		
Post-Build Variant Value	true		

Multiplicity Configuration Class	Pre-compile time	X	VARIANT-PRE-COMPILE
	Link time	X	VARIANT-LINK-TIME
	Post-build time	X	VARIANT-POST-BUILD
Value Configuration Class	Pre-compile time	X	VARIANT-PRE-COMPILE
	Link time	X	VARIANT-LINK-TIME
	Post-build time	X	VARIANT-POST-BUILD
Scope / Dependency	scope: ECU		

Included Containers		
Container Name	Multiplicity	Scope / Dependency
SdClientService	0..*	This container specifies all parameters used by Client services.
SdClientTimer	0..*	This container specifies all timers used by the Service Discovery module for Client Services.
SdInstanceDemEventParameterRefs	0..1	Container for the references to DemEventParameter elements which shall be invoked using the API Dem_SetEventStatus in case the corresponding error occurs. The EventId is taken from the referenced DemEventParameter's DemEventId symbolic value. The standardized errors are provided in this container and can be extended by vendor-specific error references.
SdInstanceMulticastRxPdu	1	This container specifies the received PDU.
SdInstanceTxPdu	1	This container specifies the transmitted PDU.
SdInstanceUnicastRxPdu	1	This container specifies the received PDU.
SdServerService	0..*	This container specifies all parameters used by Server services.
SdServerTimer	0..*	This container specifies all timers used by the Service Discovery module for Server Services.

10.2.6 SdServiceGroup

SWS Item	[ECUC_SD_00043]
Container Name	SdClientTimer
Parent Container	SdInstance
Description	This container specifies all timers used by the Service Discovery module for Client Services.
Configuration Parameters	

Name	SdClientTimerInitialFindDelayMax [ECUC_SD_00063]	
Parent Container	SdClientTimer	
Description	Max value in [s] to delay randomly the transmission of a find message. This parameter is mandatory for ClientService.	
Multiplicity	0..1	
Type	EcucFloatParamDef	
Range	[0 .. INF]	
Default Value		

Post-Build Variant Multiplicity	true		
Post-Build Variant Value	true		
Multiplicity Configuration Class	Pre-compile time	X	VARIANT-PRE-COMPILE
	Link time	X	VARIANT-LINK-TIME
	Post-build time	X	VARIANT-POST-BUILD
Value Configuration Class	Pre-compile time	X	VARIANT-PRE-COMPILE
	Link time	X	VARIANT-LINK-TIME
	Post-build time	X	VARIANT-POST-BUILD
Scope / Dependency	scope: ECU		

Name	SdClientTimerInitialFindDelayMin [ECUC_SD_00044]		
Parent Container	SdClientTimer		
Description	Min value in [s] to delay randomly the transmission of a find message. This parameter is mandatory for ClientService.		
Multiplicity	0..1		
Type	EcucFloatParamDef		
Range	[0 .. INF]		
Default Value			
Post-Build Variant Multiplicity	true		
Post-Build Variant Value	true		
Multiplicity Configuration Class	Pre-compile time	X	VARIANT-PRE-COMPILE
	Link time	X	VARIANT-LINK-TIME
	Post-build time	X	VARIANT-POST-BUILD
Value Configuration Class	Pre-compile time	X	VARIANT-PRE-COMPILE
	Link time	X	VARIANT-LINK-TIME
	Post-build time	X	VARIANT-POST-BUILD
Scope / Dependency	scope: ECU		

Name	SdClientTimerInitialFindRepetitionsBaseDelay [ECUC_SD_00047]		
Parent Container	SdClientTimer		
Description	The base delay in [s] for find repetitions. Successive finds have an exponential back off delay (1x base delay, 2x base delay, 4x base delay, ...). This parameter is mandatory for ClientService.		
Multiplicity	0..1		
Type	EcucFloatParamDef		
Range	[0 .. INF]		
Default Value			
Post-Build Variant Multiplicity	true		
Post-Build Variant Value	true		

Multiplicity Configuration Class	Pre-compile time	X	VARIANT-PRE-COMPILE
	Link time	X	VARIANT-LINK-TIME
	Post-build time	X	VARIANT-POST-BUILD
Value Configuration Class	Pre-compile time	X	VARIANT-PRE-COMPILE
	Link time	X	VARIANT-LINK-TIME
	Post-build time	X	VARIANT-POST-BUILD
Scope / Dependency	scope: ECU		

Name	SdClientTimerInitialFindRepetitionsMax [ECUC_SD_00046]		
Parent Container	SdClientTimer		
Description	Configuration for the maximum number of find repetitions. This parameter is mandatory for ClientService.		
Multiplicity	0..1		
Type	EcucIntegerParamDef		
Range	0 .. 10		
Default Value			
Post-Build Variant Multiplicity	true		
Post-Build Variant Value	true		
Multiplicity Configuration Class	Pre-compile time	X	VARIANT-PRE-COMPILE
	Link time	X	VARIANT-LINK-TIME
	Post-build time	X	VARIANT-POST-BUILD
Value Configuration Class	Pre-compile time	X	VARIANT-PRE-COMPILE
	Link time	X	VARIANT-LINK-TIME
	Post-build time	X	VARIANT-POST-BUILD
Scope / Dependency	scope: ECU		

Name	SdClientTimerRequestResponseMaxDelay [ECUC_SD_00036]		
Parent Container	SdClientTimer		
Description	Maximum allowable response delay to entries received by multicast in seconds. This parameter is mandatory for ConsumedEventGroups.		
Multiplicity	0..1		
Type	EcucFloatParamDef		
Range	[0 .. INF]		
Default Value			
Post-Build Variant Multiplicity	true		
Post-Build Variant Value	true		
Multiplicity Configuration Class	Pre-compile time	X	VARIANT-PRE-COMPILE
	Link time	X	VARIANT-LINK-TIME
	Post-build time	X	VARIANT-POST-BUILD

Value Configuration Class	Pre-compile time	X	VARIANT-PRE-COMPILE
	Link time	X	VARIANT-LINK-TIME
	Post-build time	X	VARIANT-POST-BUILD
Scope / Dependency	scope: ECU		

Name	SdClientTimerRequestResponseMinDelay [ECUC_SD_00064]		
Parent Container	SdClientTimer		
Description	Minimum allowable response delay to the find message in seconds. This parameter is mandatory for ConsumedEventGroups.		
Multiplicity	0..1		
Type	EcucFloatParamDef		
Range	[0 .. INF]		
Default Value			
Post-Build Variant Multiplicity	true		
Post-Build Variant Value	true		
Multiplicity Configuration Class	Pre-compile time	X	VARIANT-PRE-COMPILE
	Link time	X	VARIANT-LINK-TIME
	Post-build time	X	VARIANT-POST-BUILD
Value Configuration Class	Pre-compile time	X	VARIANT-PRE-COMPILE
	Link time	X	VARIANT-LINK-TIME
	Post-build time	X	VARIANT-POST-BUILD
Scope / Dependency	scope: ECU		

Name	SdClientTimerTTL [ECUC_SD_00075]		
Parent Container	SdClientTimer		
Description	Time to live for find and subscribe messages.		
Multiplicity	1		
Type	EcucIntegerParamDef		
Range	1 .. 16777215		
Default Value			
Post-Build Variant Value	true		
Value Configuration Class	Pre-compile time	X	VARIANT-PRE-COMPILE
	Link time	X	VARIANT-LINK-TIME
	Post-build time	X	VARIANT-POST-BUILD
Scope / Dependency	scope: ECU		

Name	SdSubscribeEventgroupRetryDelay [ECUC_SD_00133]		
Parent Container	SdClientTimer		
Description	Time in seconds when a subscription to an event group shall be retriggered, if no SubscribeEventGroupAck or SubscribeEventGroupNack was received.		
Multiplicity	0..1		
Type	EcucFloatParamDef		
Range	[0.001 .. 50]		
Default Value	0.01		
Post-Build Variant Multiplicity	true		
Post-Build Variant Value	true		
Multiplicity Configuration Class	Pre-compile time	X	VARIANT-PRE-COMPILE
	Link time	X	VARIANT-LINK-TIME
	Post-build time	X	VARIANT-POST-BUILD
Value Configuration Class	Pre-compile time	X	VARIANT-PRE-COMPILE
	Link time	X	VARIANT-LINK-TIME
	Post-build time	X	VARIANT-POST-BUILD
Scope / Dependency	scope: local dependency: SdSubscribeEventgroupRetryDelay is only applicable if SdSubscribeEventgroupRetryEnable is set to TRUE and SdSubscribeEventgroupRetryMax > 0.		

Name	SdSubscribeEventgroupRetryMax [ECUC_SD_00132]		
Parent Container	SdClientTimer		
Description	Maximum count of retry a subscription, if a subscription to an event group is not acknowledged by SubscribeEventGroupAck or SubscribeEventGroupNack. 0x0=no retry, 0xFF=retry forever (as long as the event group is requested)		
Multiplicity	0..1		
Type	EcucIntegerParamDef		
Range	0 .. 255		
Default Value	0		
Post-Build Variant Multiplicity	true		
Post-Build Variant Value	true		
Multiplicity Configuration Class	Pre-compile time	X	VARIANT-PRE-COMPILE
	Link time	X	VARIANT-LINK-TIME
	Post-build time	X	VARIANT-POST-BUILD
Value Configuration Class	Pre-compile time	X	VARIANT-PRE-COMPILE
	Link time	X	VARIANT-LINK-TIME
	Post-build time	X	VARIANT-POST-BUILD
Scope / Dependency	scope: local dependency: SdSubscribeEventgroupRetryMax is only applicable if SdSubscribeEventgroupRetryEnable is set to TRUE		

No Included Containers			
SWS Item	[ECUC_SD_00134]		
Container Name	SdServiceGroup		
Parent Container	SdConfig		
Description	Contains the configuration parameters of the AUTOSAR SD module's SdServiceGroupS.		
Post-Build Variant Multiplicity	true		
Multiplicity Configuration Class	Pre-compile time	X	VARIANT-PRE-COMPILE
	Link time	X	VARIANT-LINK-TIME
	Post-build time	X	VARIANT-POST-BUILD
Configuration Parameters			

Name	SdServiceGroupHandleId [ECUC_SD_00135]		
Parent Container	SdServiceGroup		
Description	The numerical value used as the ID of this SdServiceGroup. The SdServiceHandleId is required by the API calls to start and stop SdServiceGroupS.		
Multiplicity	1		
Type	EcucIntegerParamDef (Symbolic Name generated for this parameter)		
Range	0 .. 65535		
Default Value			
Post-Build Variant Value	false		
Value Configuration Class	Pre-compile time	X	All Variants
	Link time	–	
	Post-build time	–	
Scope / Dependency	scope: ECU		

No Included Containers

10.2.7 SdServerTimer

SWS Item	[ECUC_SD_00035]
Container Name	SdServerTimer
Parent Container	SdInstance
Description	This container specifies all timers used by the Service Discovery module for Server Services.
Configuration Parameters	

Name	SdServerTimerInitialOfferDelayMax [ECUC_SD_00039]		
Parent Container	SdServerTimer		
Description	Max value in [s] to delay randomly the first offer. This parameter is mandatory for ServerService.		
Multiplicity	0..1		
Type	EcucFloatParamDef		
Range	[0 .. INF]		
Default Value			
Post-Build Variant Multiplicity	true		
Post-Build Variant Value	true		
Multiplicity Configuration Class	Pre-compile time	X	VARIANT-PRE-COMPILE
	Link time	X	VARIANT-LINK-TIME
	Post-build time	X	VARIANT-POST-BUILD
Value Configuration Class	Pre-compile time	X	VARIANT-PRE-COMPILE
	Link time	X	VARIANT-LINK-TIME
	Post-build time	X	VARIANT-POST-BUILD
Scope / Dependency	scope: ECU		

Name	SdServerTimerInitialOfferDelayMin [ECUC_SD_00038]		
Parent Container	SdServerTimer		
Description	Min value in [s] to delay randomly the first offer. This parameter is mandatory for ServerService.		
Multiplicity	0..1		
Type	EcucFloatParamDef		
Range	[0 .. INF]		
Default Value			
Post-Build Variant Multiplicity	true		
Post-Build Variant Value	true		
Multiplicity Configuration Class	Pre-compile time	X	VARIANT-PRE-COMPILE
	Link time	X	VARIANT-LINK-TIME
	Post-build time	X	VARIANT-POST-BUILD
Value Configuration Class	Pre-compile time	X	VARIANT-PRE-COMPILE
	Link time	X	VARIANT-LINK-TIME
	Post-build time	X	VARIANT-POST-BUILD
Scope / Dependency	scope: ECU		

Name	SdServerTimerInitialOfferRepetitionBaseDelay [ECUC_SD_00041]		
Parent Container	SdServerTimer		
Description	The base delay in [s] for offer repetitions. Successive offers have an exponential back off delay (1x base delay, 2x base delay, 4x base delay, ...). This parameter is mandatory for ServerService.		
Multiplicity	0..1		
Type	EcucFloatParamDef		
Range	[0 .. INF]		
Default Value			
Post-Build Variant Multiplicity	true		
Post-Build Variant Value	true		
Multiplicity Configuration Class	Pre-compile time	X	VARIANT-PRE-COMPILE
	Link time	X	VARIANT-LINK-TIME
	Post-build time	X	VARIANT-POST-BUILD
Value Configuration Class	Pre-compile time	X	VARIANT-PRE-COMPILE
	Link time	X	VARIANT-LINK-TIME
	Post-build time	X	VARIANT-POST-BUILD
Scope / Dependency	scope: ECU		

Name	SdServerTimerInitialOfferRepetitionsMax [ECUC_SD_00040]		
Parent Container	SdServerTimer		
Description	Configure the maximum amount of offer repetition. This parameter is mandatory for ServerService.		
Multiplicity	0..1		
Type	EcucIntegerParamDef		
Range	0 .. 10		
Default Value			
Post-Build Variant Multiplicity	true		
Post-Build Variant Value	true		
Multiplicity Configuration Class	Pre-compile time	X	VARIANT-PRE-COMPILE
	Link time	X	VARIANT-LINK-TIME
	Post-build time	X	VARIANT-POST-BUILD
Value Configuration Class	Pre-compile time	X	VARIANT-PRE-COMPILE
	Link time	X	VARIANT-LINK-TIME
	Post-build time	X	VARIANT-POST-BUILD
Scope / Dependency	scope: ECU		

Name	SdServerTimerOfferCyclicDelay [ECUC_SD_00076]		
Parent Container	SdServerTimer		
Description	Interval between cyclic offers in the main phase. This parameter is mandatory for ServerService.		
Multiplicity	0..1		
Type	EcucFloatParamDef		
Range	[0 .. INF]		
Default Value			
Post-Build Variant Multiplicity	true		
Post-Build Variant Value	true		
Multiplicity Configuration Class	Pre-compile time	X	VARIANT-PRE-COMPILE
	Link time	X	VARIANT-LINK-TIME
	Post-build time	X	VARIANT-POST-BUILD
Value Configuration Class	Pre-compile time	X	VARIANT-PRE-COMPILE
	Link time	X	VARIANT-LINK-TIME
	Post-build time	X	VARIANT-POST-BUILD
Scope / Dependency	scope: local		

Name	SdServerTimerRequestResponseMaxDelay [ECUC_SD_00114]		
Parent Container	SdServerTimer		
Description	Maximum allowable response delay to entries received by multicast in seconds.		
Multiplicity	1		
Type	EcucFloatParamDef		
Range	[0 .. INF]		
Default Value			
Post-Build Variant Value	true		
Value Configuration Class	Pre-compile time	X	VARIANT-PRE-COMPILE
	Link time	X	VARIANT-LINK-TIME
	Post-build time	X	VARIANT-POST-BUILD
Scope / Dependency	scope: ECU		

Name	SdServerTimerRequestResponseMinDelay [ECUC_SD_00115]		
Parent Container	SdServerTimer		
Description	Minimum allowable response delay to entries received by multicast in seconds.		
Multiplicity	1		
Type	EcucFloatParamDef		
Range	[0 .. INF]		
Default Value			
Post-Build Variant Value	true		

Value Configuration Class	Pre-compile time	X	VARIANT-PRE-COMPILE
	Link time	X	VARIANT-LINK-TIME
	Post-build time	X	VARIANT-POST-BUILD
Scope / Dependency	scope: ECU		

Name	SdServerTimerTTL [ECUC_SD_00037]		
Parent Container	SdServerTimer		
Description	Time to live for offer service.		
Multiplicity	1		
Type	EcucIntegerParamDef		
Range	1 .. 16777215		
Default Value			
Post-Build Variant Value	true		
Value Configuration Class	Pre-compile time	X	VARIANT-PRE-COMPILE
	Link time	X	VARIANT-LINK-TIME
	Post-build time	X	VARIANT-POST-BUILD
Scope / Dependency	scope: ECU		

No Included Containers

10.2.8 SdInstanceTxPdu

SWS Item	[ECUC_SD_00030]
Container Name	SdInstanceTxPdu
Parent Container	SdInstance
Description	This container specifies the transmitted PDU.
Configuration Parameters	

Name	SdTxPduRef [ECUC_SD_00109]		
Parent Container	SdInstanceTxPdu		
Description	Reference to the "global" Pdu structure to allow harmonization of handle IDs in the COM-Stack.		
Multiplicity	1		
Type	Reference to Pdu		
Post-Build Variant Value	true		
Value Configuration Class	Pre-compile time	X	VARIANT-PRE-COMPILE
	Link time	X	VARIANT-LINK-TIME
	Post-build time	X	VARIANT-POST-BUILD
Scope / Dependency	scope: local		

No Included Containers

10.2.9 SdInstanceMulticastRxPdu

SWS Item	[ECUC_SD_00081]
Container Name	SdInstanceMulticastRxPdu
Parent Container	SdInstance
Description	This container specifies the received PDU.
Configuration Parameters	

Name	SdRxPduId [ECUC_SD_00028]		
Parent Container	SdInstanceMulticastRxPdu		
Description	ID of the PDU that will be received via the API Sd_SoAdIfRxIndication().		
Multiplicity	1		
Type	EcucIntegerParamDef		
Range	0 .. 65535		
Default Value			
Post-Build Variant Value	true		
Value Configuration Class	Pre-compile time	X	VARIANT-PRE-COMPILE
	Link time	X	VARIANT-LINK-TIME
	Post-build time	X	VARIANT-POST-BUILD
Scope / Dependency	scope: ECU		

Name	SdRxPduRef [ECUC_SD_00029]		
Parent Container	SdInstanceMulticastRxPdu		
Description	Reference to the "global" Pdu structure to allow harmonization of handle IDs in the COM-Stack.		
Multiplicity	1		
Type	Reference to Pdu		
Post-Build Variant Value	true		
Value Configuration Class	Pre-compile time	X	VARIANT-PRE-COMPILE
	Link time	X	VARIANT-LINK-TIME
	Post-build time	X	VARIANT-POST-BUILD
Scope / Dependency	scope: local		

No Included Containers

10.2.10 SdInstanceUnicastRxPdu

SWS Item	[ECUC_SD_00027]
-----------------	-----------------

Container Name	SdInstanceUnicastRxPdu
Parent Container	SdInstance
Description	This container specifies the received PDU.
Configuration Parameters	

Name	SdRxPduId [ECUC_SD_00082]		
Parent Container	SdInstanceUnicastRxPdu		
Description	ID of the PDU that will be received via the API Sd_SoAdIfRxIndication().		
Multiplicity	1		
Type	EcucIntegerParamDef		
Range	0 .. 65535		
Default Value			
Post-Build Variant Value	true		
Value Configuration Class	Pre-compile time	X	VARIANT-PRE-COMPILE
	Link time	X	VARIANT-LINK-TIME
	Post-build time	X	VARIANT-POST-BUILD
Scope / Dependency	scope: ECU		

Name	SdRxPduRef [ECUC_SD_00083]		
Parent Container	SdInstanceUnicastRxPdu		
Description	Reference to the "global" Pdu structure to allow harmonization of handle IDs in the COM-Stack.		
Multiplicity	1		
Type	Reference to Pdu		
Post-Build Variant Value	true		
Value Configuration Class	Pre-compile time	X	VARIANT-PRE-COMPILE
	Link time	X	VARIANT-LINK-TIME
	Post-build time	X	VARIANT-POST-BUILD
Scope / Dependency	scope: local		

No Included Containers

10.2.11 SdServerService

SWS Item	[ECUC_SD_00004]
Container Name	SdServerService
Parent Container	SdInstance
Description	This container specifies all parameters used by Server services.
Configuration Parameters	

Name	SdServerServiceAutoAvailable [ECUC_SD_00138]		
Parent Container	SdServerService		
Description	If existing and set to true, this Service will be set to "Available" on start.		
Multiplicity	1		
Type	EcucBooleanParamDef		
Default Value	false		
Post-Build Variant Value	true		
Value Configuration Class	Pre-compile time	X	VARIANT-PRE-COMPILE
	Link time	X	VARIANT-LINK-TIME
	Post-build time	X	VARIANT-POST-BUILD
Scope / Dependency	scope: local dependency: SdServerServiceAutoAvailable could only be set to true, if the SdServerService is NOT referencing a SdServiceGroup		

Name	SdServerServiceHandleId [ECUC_SD_00110]		
Parent Container	SdServerService		
Description	The HandleId by which the BswM can identify this Server Service Instance.		
Multiplicity	1		
Type	EcucIntegerParamDef (Symbolic Name generated for this parameter)		
Range	0 .. 65535		
Default Value			
Post-Build Variant Value	false		
Value Configuration Class	Pre-compile time	X	All Variants
	Link time	–	
	Post-build time	–	
Scope / Dependency	scope: local		

Name	SdServerServiceId [ECUC_SD_00009]		
Parent Container	SdServerService		
Description	Id to identify the service. This is unique for the service interface.		
Multiplicity	1		
Type	EcucIntegerParamDef		
Range	0 .. 65534		
Default Value			
Post-Build Variant Value	true		
Value Configuration Class	Pre-compile time	X	VARIANT-PRE-COMPILE
	Link time	X	VARIANT-LINK-TIME
	Post-build time	X	VARIANT-POST-BUILD
Scope / Dependency	scope: local		

Name	SdServerServiceInstanceId [ECUC_SD_00011]		
Parent Container	SdServerService		
Description	Configuration parameter to specify Instance Id of the Service implemented by the Server Service.		
Multiplicity	1		
Type	EcucIntegerParamDef		
Range	0 .. 65534		
Default Value			
Post-Build Variant Value	true		
Value Configuration Class	Pre-compile time	X	VARIANT-PRE-COMPILE
	Link time	X	VARIANT-LINK-TIME
	Post-build time	X	VARIANT-POST-BUILD
Scope / Dependency	scope: local		

Name	SdServerServiceLoadBalancingPriority [ECUC_SD_00129]		
Parent Container	SdServerService		
Description	Defines the value to be used for load balancing priority in the service offer. Lower value means higher priority.		
Multiplicity	0..1		
Type	EcucIntegerParamDef		
Range	0 .. 65535		
Default Value			
Post-Build Variant Value	true		
Value Configuration Class	Pre-compile time	X	VARIANT-PRE-COMPILE
	Link time	X	VARIANT-LINK-TIME
	Post-build time	X	VARIANT-POST-BUILD
Scope / Dependency	scope: local		

Name	SdServerServiceLoadBalancingWeight [ECUC_SD_00130]		
Parent Container	SdServerService		
Description	Defines the value to be used for load balancing weight in the service offer. Higher value means higher probability to be chosen.		
Multiplicity	0..1		
Type	EcucIntegerParamDef		
Range	0 .. 65535		
Default Value			
Post-Build Variant Value	true		
Value Configuration Class	Pre-compile time	X	VARIANT-PRE-COMPILE
	Link time	X	VARIANT-LINK-TIME
	Post-build time	X	VARIANT-POST-BUILD
Scope / Dependency	scope: local		

Name	SdServerServiceMajorVersion [ECUC_SD_00068]		
Parent Container	SdServerService		
Description	Major version number of the Service as used in SD Entries.		
Multiplicity	1		
Type	EcucIntegerParamDef		
Range	0 .. 254		
Default Value			
Post-Build Variant Value	true		
Value Configuration Class	Pre-compile time	X	VARIANT-PRE-COMPILE
	Link time	X	VARIANT-LINK-TIME
	Post-build time	X	VARIANT-POST-BUILD
Scope / Dependency	scope: local		

Name	SdServerServiceMinorVersion [ECUC_SD_00069]		
Parent Container	SdServerService		
Description	Minor version number of the Service as used e.g. in Offer Service entries.		
Multiplicity	1		
Type	EcucIntegerParamDef		
Range	0 .. 4294967294		
Default Value			
Post-Build Variant Value	true		
Value Configuration Class	Pre-compile time	X	VARIANT-PRE-COMPILE
	Link time	X	VARIANT-LINK-TIME
	Post-build time	X	VARIANT-POST-BUILD
Scope / Dependency	scope: local		

Name	SdServerCapabilityRecordMatchCalloutRef [ECUC_SD_00126]		
Parent Container	SdServerService		
Description	Reference to a SdCapabilityRecordMatchCallout, The referenced SdCapabilityRecordMatchCallout is invoked to determine whether the configuration options contained in the entries of a received SD message match the server's configured SdServerCapabilityRecord elements.		
Multiplicity	0..1		
Type	Reference to SdCapabilityRecordMatchCallout		
Post-Build Variant Multiplicity	true		
Post-Build Variant Value	true		
Multiplicity Configuration Class	Pre-compile time	X	VARIANT-PRE-COMPILE
	Link time	X	VARIANT-LINK-TIME
	Post-build time	X	VARIANT-POST-BUILD

Value Configuration Class	Pre-compile time	X	VARIANT-PRE-COMPILE
	Link time	X	VARIANT-LINK-TIME
	Post-build time	X	VARIANT-POST-BUILD
Scope / Dependency	scope: local		

Name	SdServerServiceTcpRef [ECUC_SD_00088]		
Parent Container	SdServerService		
Description	Reference to SoAdSocketConnectionGroup used for methods. This is used to access the local IP address and port for building the endpoint option for offers of this service.		
Multiplicity	0..1		
Type	Reference to SoAdSocketConnectionGroup		
Post-Build Variant Multiplicity	true		
Post-Build Variant Value	true		
Multiplicity Configuration Class	Pre-compile time	X	VARIANT-PRE-COMPILE
	Link time	X	VARIANT-LINK-TIME
	Post-build time	X	VARIANT-POST-BUILD
Value Configuration Class	Pre-compile time	X	VARIANT-PRE-COMPILE
	Link time	X	VARIANT-LINK-TIME
	Post-build time	X	VARIANT-POST-BUILD
Scope / Dependency	scope: ECU		

Name	SdServerServiceTimerRef [ECUC_SD_00086]		
Parent Container	SdServerService		
Description	The reference of the SdServerTimer container for this service.		
Multiplicity	1		
Type	Reference to SdServerTimer		
Post-Build Variant Value	true		
Value Configuration Class	Pre-compile time	X	VARIANT-PRE-COMPILE
	Link time	X	VARIANT-LINK-TIME
	Post-build time	X	VARIANT-POST-BUILD
Scope / Dependency	scope: ECU		

Name	SdServerServiceUdpRef [ECUC_SD_00089]		
Parent Container	SdServerService		
Description	Reference to SoAdSocketConnectionGroup used for methods. This is used to access the local IP address and port for building the endpoint option for offers of this service.		
Multiplicity	0..1		
Type	Reference to SoAdSocketConnectionGroup		
Post-Build Variant Multiplicity	true		
Post-Build Variant Value	true		
Multiplicity Configuration Class	Pre-compile time	X	VARIANT-PRE-COMPILE
	Link time	X	VARIANT-LINK-TIME
	Post-build time	X	VARIANT-POST-BUILD
Value Configuration Class	Pre-compile time	X	VARIANT-PRE-COMPILE
	Link time	X	VARIANT-LINK-TIME
	Post-build time	X	VARIANT-POST-BUILD
Scope / Dependency	scope: ECU		

Name	SdServiceGroupRef [ECUC_SD_00136]		
Parent Container	SdServerService		
Description	Reference to the SdServiceGroupS this SdServerService belongs to.		
Multiplicity	0..*		
Type	Reference to SdServiceGroup		
Post-Build Variant Multiplicity	true		
Post-Build Variant Value	true		
Multiplicity Configuration Class	Pre-compile time	X	VARIANT-PRE-COMPILE
	Link time	X	VARIANT-LINK-TIME
	Post-build time	X	VARIANT-POST-BUILD
Value Configuration Class	Pre-compile time	X	VARIANT-PRE-COMPILE
	Link time	X	VARIANT-LINK-TIME
	Post-build time	X	VARIANT-POST-BUILD
Scope / Dependency	scope: local		

Included Containers		
Container Name	Multiplicity	Scope / Dependency
SdEventHandler	0..*	Container Element for representing an EventGroup as part of the Service Instance.
SdProvidedMethods	0..1	Container element for representing the needed elements of the data path for the methods provided by the service.

SdServerCapability Record	0..*	<p>Sd uses capability records to store arbitrary name/value pairs conveying additional information about the named service.</p> <p>The following use cases are supported: 1) Key present, with no value (e.g. "passreq" -- password required for this service)</p> <p>2) Key present, with empty value (e.g. "PlugIns=" server supports plugins, but none are presently installed)</p> <p>3) Key present, with non-empty value (e.g. "PlugIns=JPEG,MPEG2,MPEG4")</p>
---	------	--

10.2.12 SdClientService

SWS Item	[ECUC_SD_00005]
Container Name	SdClientService
Parent Container	SdInstance
Description	This container specifies all parameters used by Client services.
Configuration Parameters	

Name	SdClientServiceAutoRequire [ECUC_SD_00143]		
Parent Container	SdClientService		
Description	If existing and set to true, this Service will be set to "required" on start.		
Multiplicity	1		
Type	EcucBooleanParamDef		
Default Value	false		
Post-Build Variant Value	true		
Value Configuration Class	Pre-compile time	X	VARIANT-PRE-COMPILE
	Link time	X	VARIANT-LINK-TIME
	Post-build time	X	VARIANT-POST-BUILD
Scope / Dependency	scope: local dependency: SdClientServiceAutoRequire could only be set to true, if the SdClientService is NOT referencing a SdServiceGroup		

Name	SdClientServiceHandleId [ECUC_SD_00079]	
Parent Container	SdClientService	
Description	The HandleId by which the BswM can identify this Client Service Instance.	
Multiplicity	1	
Type	EcucIntegerParamDef (Symbolic Name generated for this parameter)	
Range	0 .. 65535	
Default Value		
Post-Build Variant Value	false	

Value Configuration Class	Pre-compile time	X	All Variants
	Link time	–	
	Post-build time	–	
Scope / Dependency	scope: local		

Name	SdClientServiceId [ECUC_SD_00020]		
Parent Container	SdClientService		
Description	Id to identify the service. This is unique for the service interface.		
Multiplicity	1		
Type	EcucIntegerParamDef		
Range	0 .. 65534		
Default Value			
Post-Build Variant Value	true		
Value Configuration Class	Pre-compile time	X	VARIANT-PRE-COMPILE
	Link time	X	VARIANT-LINK-TIME
	Post-build time	X	VARIANT-POST-BUILD
Scope / Dependency	scope: local		

Name	SdClientServiceInstanceId [ECUC_SD_00022]		
Parent Container	SdClientService		
Description	Configuration parameter to specify Instance Id of the service as used in SD entries.		
Multiplicity	1		
Type	EcucIntegerParamDef		
Range	0 .. 65534		
Default Value			
Post-Build Variant Value	true		
Value Configuration Class	Pre-compile time	X	VARIANT-PRE-COMPILE
	Link time	X	VARIANT-LINK-TIME
	Post-build time	X	VARIANT-POST-BUILD
Scope / Dependency	scope: local		

Name	SdClientServiceMajorVersion [ECUC_SD_00070]		
Parent Container	SdClientService		
Description	Major version number of the Service as used in the SD entries.		
Multiplicity	1		
Type	EcucIntegerParamDef		
Range	0 .. 254		
Default Value			
Post-Build Variant Value	true		

Value Configuration Class	Pre-compile time	X	VARIANT-PRE-COMPILE
	Link time	X	VARIANT-LINK-TIME
	Post-build time	X	VARIANT-POST-BUILD
Scope / Dependency	scope: local		

Name	SdClientServiceMinorVersion [ECUC_SD_00071]		
Parent Container	SdClientService		
Description	Minor version number of the Service as used in the SD Service Entries. If configured to 0xffffffff (any), SD will accept all Minor Versions.		
Multiplicity	1		
Type	EcucIntegerParamDef		
Range	0 .. 4294967295		
Default Value			
Post-Build Variant Value	true		
Value Configuration Class	Pre-compile time	X	VARIANT-PRE-COMPILE
	Link time	X	VARIANT-LINK-TIME
	Post-build time	X	VARIANT-POST-BUILD
Scope / Dependency	scope: local		

Name	SdVersionDrivenFindBehavior [ECUC_SD_00140]	
Parent Container	SdClientService	
Description	Defined the possible acceptance kinds for required service instances. Tags: atp.Status=draft	
Multiplicity	0..1	
Type	EcucEnumerationParamDef	
Range	EXACT_OR_ANY_MINOR_VERSION	Search for ANY or specific minor version service instance and select either ALL returned service instances (in case of ANY) or exactly the specific minor version service instances defined in SdClientServiceMinorVersion.
	MINIMUM_MINOR_VERSION	Search for ANY minor version service instance and select only those service instances which have an equal or greater minor version than given in SdClientServiceMinorVersion.
Default Value	EXACT_OR_ANY_MINOR_VERSION	
Post-Build Variant Multiplicity	false	
Post-Build Variant Value	true	

Multiplicity Configuration Class	Pre-compile time	X	VARIANT-PRE-COMPILE
	Link time	X	VARIANT-LINK-TIME, VARIANT-POST-BUILD
	Post-build time	–	
Value Configuration Class	Pre-compile time	X	VARIANT-PRE-COMPILE
	Link time	X	VARIANT-LINK-TIME
	Post-build time	X	VARIANT-POST-BUILD
Scope / Dependency	scope: local		

Name	SdClientCapabilityRecordMatchCalloutRef [ECUC_SD_00127]		
Parent Container	SdClientService		
Description	Reference to a SdCapabilityRecordMatchCallout, The referenced SdCapabilityRecordMatchCallout is invoked to determine whether the configuration options contained in the entries of a received SD message match the client's configured SdClientCapabilityRecord elements.		
Multiplicity	0..1		
Type	Reference to SdCapabilityRecordMatchCallout		
Post-Build Variant Multiplicity	true		
Post-Build Variant Value	true		
Multiplicity Configuration Class	Pre-compile time	X	VARIANT-PRE-COMPILE
	Link time	X	VARIANT-LINK-TIME
	Post-build time	X	VARIANT-POST-BUILD
Value Configuration Class	Pre-compile time	X	VARIANT-PRE-COMPILE
	Link time	X	VARIANT-LINK-TIME
	Post-build time	X	VARIANT-POST-BUILD
Scope / Dependency	scope: local		

Name	SdClientServiceMulticastRef [ECUC_Sd_00145]		
Parent Container	SdClientService		
Description	<p>Reference to the SoAdSocketConnection representing the data path (UDP) for communication with the server. This element is also used to set the remote address of the server.</p> <p>This is used, if a ClientService subscribes with a Consumed Eventgroup multicast endpoint. This is an alternative to subscribe with a Consumed Eventgroup unicast endpoint (see SdClientServiceUdpRef).</p> <p>Please note: usage of this reference is mutually exclusive to SdClientServiceUdpRef.</p>		
Multiplicity	0..1		
Type	Reference to SoAdSocketConnectionGroup		
Post-Build Variant Multiplicity	true		
Post-Build Variant Value	true		
Multiplicity Configuration Class	Pre-compile time	X	VARIANT-PRE-COMPILE
	Link time	X	VARIANT-LINK-TIME
	Post-build time	X	VARIANT-POST-BUILD
Value Configuration Class	Pre-compile time	X	VARIANT-PRE-COMPILE
	Link time	X	VARIANT-LINK-TIME
	Post-build time	X	VARIANT-POST-BUILD
Scope / Dependency	scope: local dependency: This parameter is only valid if SdClientServiceUdpRef is NOT configured.		

Name	SdClientServiceTcpRef [ECUC_SD_00100]		
Parent Container	SdClientService		
Description	<p>Reference to the SoAdSocketConnection representing the data path (TCP) for communication with methods.</p> <p>This element is also used to set the remote address of the server and to open the TCP connection.</p>		
Multiplicity	0..1		
Type	Reference to SoAdSocketConnectionGroup		
Post-Build Variant Multiplicity	true		
Post-Build Variant Value	true		
Multiplicity Configuration Class	Pre-compile time	X	VARIANT-PRE-COMPILE
	Link time	X	VARIANT-LINK-TIME
	Post-build time	X	VARIANT-POST-BUILD
Value Configuration Class	Pre-compile time	X	VARIANT-PRE-COMPILE
	Link time	X	VARIANT-LINK-TIME
	Post-build time	X	VARIANT-POST-BUILD

Scope / Dependency	scope: local
---------------------------	--------------

Name	SdClientServiceTimerRef [ECUC_SD_00103]		
Parent Container	SdClientService		
Description	The reference of the SdClientTimer container for this service.		
Multiplicity	1		
Type	Reference to SdClientTimer		
Post-Build Variant Value	true		
Value Configuration Class	Pre-compile time	X	VARIANT-PRE-COMPILE
	Link time	X	VARIANT-LINK-TIME
	Post-build time	X	VARIANT-POST-BUILD
Scope / Dependency	scope: ECU		

Name	SdClientServiceUdpRef [ECUC_SD_00101]		
Parent Container	SdClientService		
Description	<p>Reference to the SoAdSocketConnection representing the data path (UDP) for communication with methods.</p> <p>This element is also used to set the remote address of the server.</p> <p>This is used, if a ClientService subscribes with a Consumed Eventgroup unicast endpoint. This is an alternative to subscribe with a Consumed Eventgroup multicast endpoint. (see SdClientServiceMulticastRef).</p> <p>Please note: usage of this reference is mutually exclusive to SdClientServiceMulticastRef.</p>		
Multiplicity	0..1		
Type	Reference to SoAdSocketConnectionGroup		
Post-Build Variant Multiplicity	true		
Post-Build Variant Value	true		
Multiplicity Configuration Class	Pre-compile time	X	VARIANT-PRE-COMPILE
	Link time	X	VARIANT-LINK-TIME
	Post-build time	X	VARIANT-POST-BUILD
Value Configuration Class	Pre-compile time	X	VARIANT-PRE-COMPILE
	Link time	X	VARIANT-LINK-TIME
	Post-build time	X	VARIANT-POST-BUILD
Scope / Dependency	scope: local dependency: This parameter is only valid if SdClientServiceMulticastRef is NOT configured.		

Name	SdServiceGroupRef [ECUC_SD_00137]		
Parent Container	SdClientService		
Description	Reference to the SdServiceGroupS this SdClientService belongs to.		
Multiplicity	0..*		
Type	Reference to SdServiceGroup		
Post-Build Variant Multiplicity	true		
Post-Build Variant Value	true		
Multiplicity Configuration Class	Pre-compile time	X	VARIANT-PRE-COMPILE
	Link time	X	VARIANT-LINK-TIME
	Post-build time	X	VARIANT-POST-BUILD
Value Configuration Class	Pre-compile time	X	VARIANT-PRE-COMPILE
	Link time	X	VARIANT-LINK-TIME
	Post-build time	X	VARIANT-POST-BUILD
Scope / Dependency	scope: local		

Included Containers		
Container Name	Multiplicity	Scope / Dependency
SdBlacklistedVersions	0..1	Collection of blacklisted versions. Tags: atp.Status=draft
SdClientCapability Record	0..*	Sd uses capability records to store arbitrary name/value pairs conveying additional information about the named service. The following use cases are supported: 1) Key present, with no value (e.g. "passreq" -- password required for this service) 2) Key present, with empty value (e.g. "PlugIns=" server supports plugins, but none are presently installed) 3) Key present, with non-empty value (e.g. "PlugIns=JPEG,MPEG2,MPEG4")
SdConsumedEventGroup	0..*	A Service may have event groups which can be consumed. A service consumer has to subscribe to the corresponding event-group. After the subscription the event consumer takes the role of a server and the event provider that of a client.
SdConsumedMethods	0..1	Container element for representing the data path for accessing the server methods.

10.2.13 SdClientCapabilityRecord

SWS Item	[ECUC_SD_00072]
Container Name	SdClientCapabilityRecord
Parent Container	SdClientService

Description	<p>Sd uses capability records to store arbitrary name/value pairs conveying additional information about the named service.</p> <p>The following use cases are supported: 1) Key present, with no value (e.g. "passreq" -- password required for this service)</p> <p>2) Key present, with empty value (e.g. "PlugIns=" server supports plugins, but none are presently installed)</p> <p>3) Key present, with non-empty value (e.g. "PlugIns=JPEG,MPEG2,MPEG4")</p>
Configuration Parameters	

Name	SdClientServiceCapabilityRecordKey [ECUC_SD_00073]		
Parent Container	SdClientCapabilityRecord		
Description	Defines a CapabilityRecord key.		
Multiplicity	1		
Type	EcucStringParamDef		
Default Value			
Regular Expression			
Post-Build Variant Value	false		
Value Configuration Class	Pre-compile time	X	All Variants
	Link time	–	
	Post-build time	–	
Scope / Dependency	scope: local		

Name	SdClientServiceCapabilityRecordValue [ECUC_SD_00074]		
Parent Container	SdClientCapabilityRecord		
Description	Defines the corresponding CapabilityRecord value.		
Multiplicity	0..1		
Type	EcucStringParamDef		
Default Value			
Regular Expression			
Post-Build Variant Multiplicity	false		
Post-Build Variant Value	false		
Multiplicity Configuration Class	Pre-compile time	X	All Variants
	Link time	–	
	Post-build time	–	
Value Configuration Class	Pre-compile time	X	All Variants
	Link time	–	
	Post-build time	–	
Scope / Dependency	scope: local		

No Included Containers

10.2.14 SdConsumedEventGroup

SWS Item	[ECUC_SD_00056]
Container Name	SdConsumedEventGroup
Parent Container	SdClientService
Description	A Service may have event groups which can be consumed. A service consumer has to subscribe to the corresponding event-group. After the subscription the event consumer takes the role of a server and the event provider that of a client.
Configuration Parameters	

Name	SdConsumedEventGroupAutoRequire [ECUC_SD_00144]		
Parent Container	SdConsumedEventGroup		
Description	If existing and set to true, this EventGroup will be set to "required" on start.		
Multiplicity	1		
Type	EcucBooleanParamDef		
Default Value	false		
Post-Build Variant Value	true		
Value Configuration Class	Pre-compile time	X	VARIANT-PRE-COMPILE
	Link time	X	VARIANT-LINK-TIME
	Post-build time	X	VARIANT-POST-BUILD
Scope / Dependency	scope: local		

Name	SdConsumedEventGroupHandleId [ECUC_SD_00116]		
Parent Container	SdConsumedEventGroup		
Description	The HandleId by which the BswM can identify this EventGroup.		
Multiplicity	1		
Type	EcucIntegerParamDef (Symbolic Name generated for this parameter)		
Range	0 .. 65535		
Default Value			
Post-Build Variant Value	false		
Value Configuration Class	Pre-compile time	X	All Variants
	Link time	–	
	Post-build time	–	
Scope / Dependency	scope: local		

Name	SdConsumedEventGroupId [ECUC_SD_00057]		
Parent Container	SdConsumedEventGroup		
Description	The Eventgroup Id of this eventGroup as a unique identifier of the eventgroup in this service. This identifier is used for EventGroup entries as well. Please note, that the Eventgroup ID 0x0000 is reserved.		
Multiplicity	1		
Type	EcucIntegerParamDef		
Range	0 .. 65534		
Default Value			
Post-Build Variant Value	false		
Value Configuration Class	Pre-compile time	X	All Variants
	Link time	–	
	Post-build time	–	
Scope / Dependency	scope: local		

Name	SdConsumedEventGroupMulticastActivationRef [ECUC_SD_00106]		
Parent Container	SdConsumedEventGroup		
Description	<p>The reference of a Routing Group in order to activate and setup the Socket Connection for Multicast Events of this EventGroup. The Multicast address from the received Multicast Option is setup by SoAd_RequestIpAddrAssignment.</p> <p>The local address is the same as for the unicast events; thus, it was sent in the UDP Endpoint option of the Subscribe EventGroup entry.</p> <p>This is usually equal to the SdConsumedEventGroupUdpActivationRef.</p>		
Multiplicity	0..1		
Type	Symbolic name reference to SoAdRoutingGroup		
Post-Build Variant Multiplicity	true		
Post-Build Variant Value	true		
Multiplicity Configuration Class	Pre-compile time	X	VARIANT-PRE-COMPILE
	Link time	X	VARIANT-LINK-TIME
	Post-build time	X	VARIANT-POST-BUILD
Value Configuration Class	Pre-compile time	X	VARIANT-PRE-COMPILE
	Link time	X	VARIANT-LINK-TIME
	Post-build time	X	VARIANT-POST-BUILD
Scope / Dependency	scope: local		

Name	SdConsumedEventGroupMulticastGroupRef [ECUC_SD_00119]		
Parent Container	SdConsumedEventGroup		
Description	Reference to the SoAdSocketConnectionGroup representing the multicast data path (UDP).		
Multiplicity	0..*		
Type	Reference to SoAdSocketConnectionGroup		
Post-Build Variant Multiplicity	true		
Post-Build Variant Value	true		
Multiplicity Configuration Class	Pre-compile time	X	VARIANT-PRE-COMPILE
	Link time	X	VARIANT-LINK-TIME
	Post-build time	X	VARIANT-POST-BUILD
Value Configuration Class	Pre-compile time	X	VARIANT-PRE-COMPILE
	Link time	X	VARIANT-LINK-TIME
	Post-build time	X	VARIANT-POST-BUILD
Scope / Dependency	scope: local		

Name	SdConsumedEventGroupTcpActivationRef [ECUC_SD_00105]		
Parent Container	SdConsumedEventGroup		
Description	<p>The reference of the Routing Group for activation of the data path for receiving TCP events.</p> <p>This element is also being used for getting the IP address and port number for building the TCP endpoint option for the Subscribe EventGroup entry.</p> <p>If no TCP methods are used in the service, this element is also being used for setting the remote address (TCP Endpoint option referenced by the Offer Service entry) and opening the TCP connection to the server before sending the Subscribe EventGroup entry. If multiple EventGroups of the same Service Instance are subscribed the TCP connection will be shared and must be opened only once.</p>		
Multiplicity	0..1		
Type	Symbolic name reference to SoAdRoutingGroup		
Post-Build Variant Multiplicity	true		
Post-Build Variant Value	true		
Multiplicity Configuration Class	Pre-compile time	X	VARIANT-PRE-COMPILE
	Link time	X	VARIANT-LINK-TIME
	Post-build time	X	VARIANT-POST-BUILD
Value Configuration Class	Pre-compile time	X	VARIANT-PRE-COMPILE
	Link time	X	VARIANT-LINK-TIME
	Post-build time	X	VARIANT-POST-BUILD
Scope / Dependency	scope: local		

Name	SdConsumedEventGroupTimerRef [ECUC_SD_00107]		
Parent Container	SdConsumedEventGroup		
Description	The reference of the SdClientTimer container for this eventGroup.		
Multiplicity	1		
Type	Reference to SdClientTimer		
Post-Build Variant Value	true		
Value Configuration Class	Pre-compile time	X	VARIANT-PRE-COMPILE
	Link time	X	VARIANT-LINK-TIME
	Post-build time	X	VARIANT-POST-BUILD
Scope / Dependency	scope: local		

Name	SdConsumedEventGroupUdpActivationRef [ECUC_SD_00104]		
Parent Container	SdConsumedEventGroup		
Description	<p>The reference of the Routing Group for activation of the data path for receiving UDP events.</p> <p>This element is also being used for getting the IP address and port number for building the UDP Endpoint option or Consumed Multicast option for the Subscribe EventGroup entry.</p> <p>If no UDP methods are used in the service, this element is also being used for setting the remote address (UDP Endpoint option referenced by the Offer Service entry). If multiple EventGroups of the same Service Instance are subscribed the UDP Socket Connection will be shared and must be set only once.</p>		
Multiplicity	0..1		
Type	Symbolic name reference to SoAdRoutingGroup		
Post-Build Variant Multiplicity	true		
Post-Build Variant Value	true		
Multiplicity Configuration Class	Pre-compile time	X	VARIANT-PRE-COMPILE
	Link time	X	VARIANT-LINK-TIME
	Post-build time	X	VARIANT-POST-BUILD
Value Configuration Class	Pre-compile time	X	VARIANT-PRE-COMPILE
	Link time	X	VARIANT-LINK-TIME
	Post-build time	X	VARIANT-POST-BUILD
Scope / Dependency	scope: local		

No Included Containers

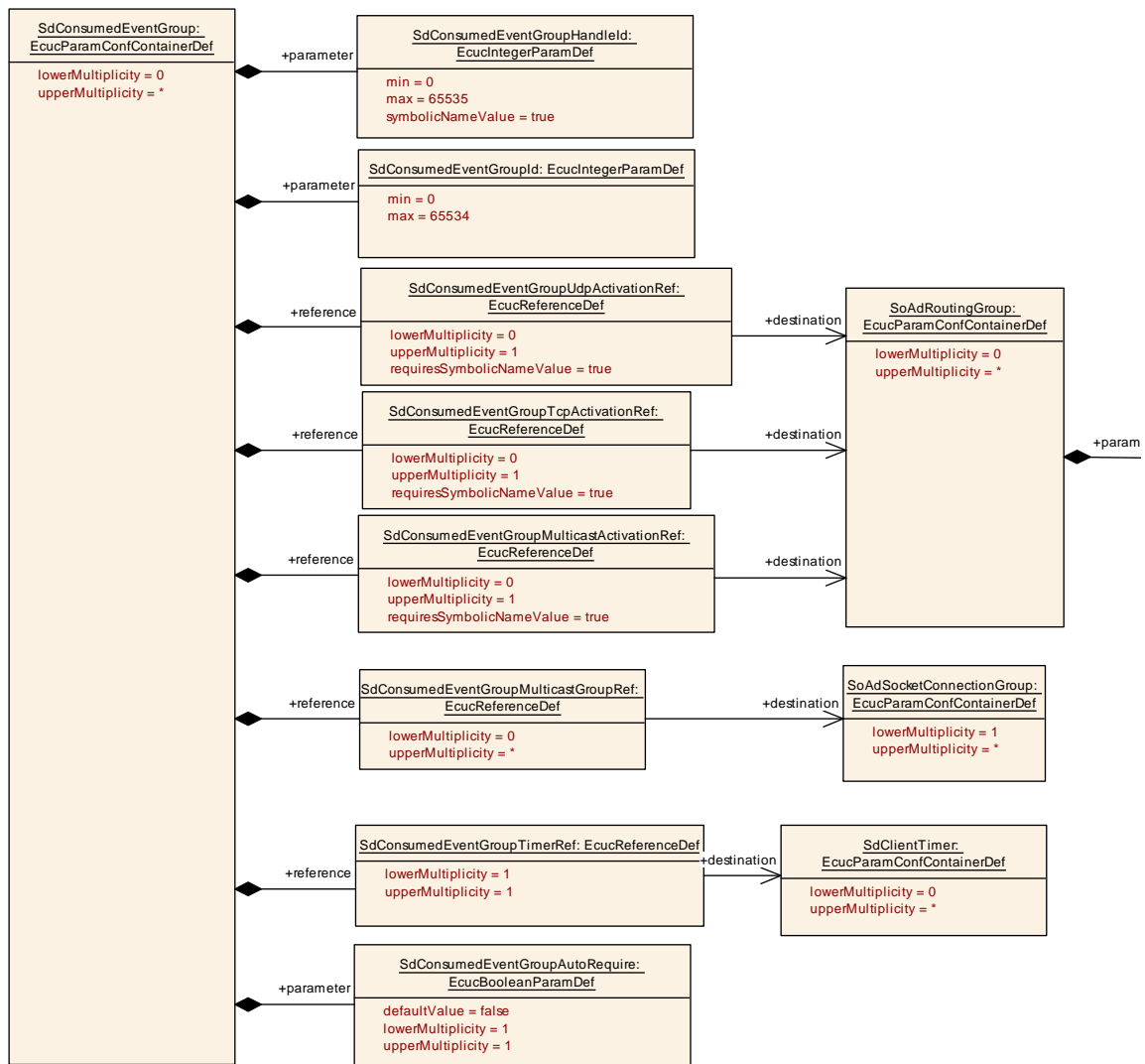


Figure 10.3

10.2.15 SdConsumedMethods

SWS Item	[ECUC_SD_00099]
Container Name	SdConsumedMethods
Parent Container	SdClientService
Description	Container element for representing the data path for accessing the server methods.
Configuration Parameters	

Name	SdClientServiceActivationRef [ECUC_SD_00102]		
Parent Container	SdConsumedMethods		
Description	Reference to a SoAdRoutingGroupRef to activate/deactivate the data path for the methods.		
Multiplicity	1		
Type	Symbolic name reference to SoAdRoutingGroup		
Post-Build Variant Value	true		
Value Configuration Class	Pre-compile time	X	VARIANT-PRE-COMPILE
	Link time	X	VARIANT-LINK-TIME
	Post-build time	X	VARIANT-POST-BUILD
Scope / Dependency	scope: local		

No Included Containers

10.2.16 SdEventHandler

SWS Item	[ECUC_SD_00055]
Container Name	SdEventHandler
Parent Container	SdServerService
Description	Container Element for representing an EventGroup as part of the Service Instance.
Configuration Parameters	

Name	SdEventHandlerEventGroupId [ECUC_SD_00061]		
Parent Container	SdEventHandler		
Description	The EventGroup Id of this EventGroup as a unique identifier of the EventGroup in this service. This identifier is used for EventGroup entries as well. Please note, that the Eventgroup ID 0x0000 is reserved.		
Multiplicity	1		
Type	EcucIntegerParamDef		
Range	0 .. 65534		
Default Value			
Post-Build Variant Value	false		
Value Configuration Class	Pre-compile time	X	All Variants
	Link time	–	
	Post-build time	–	
Scope / Dependency	scope: local		

Name	SdEventHandlerHandleId [ECUC_SD_00112]		
Parent Container	SdEventHandler		
Description	The HandleId by which the BswM can identify this EventGroup.		
Multiplicity	1		
Type	EcucIntegerParamDef (Symbolic Name generated for this parameter)		
Range	0 .. 65535		
Default Value			
Post-Build Variant Value	false		
Value Configuration Class	Pre-compile time	X	All Variants
	Link time	–	
	Post-build time	–	
Scope / Dependency	scope: ECU		

Name	SdEventHandlerMulticastThreshold [ECUC_SD_00097]		
Parent Container	SdEventHandler		
Description	<p>Specifies the number of subscribed clients with different endpoint information (see SWS_SD_00754) that triggers the Server to change the transmission of events via the Eventhandler Multicast connection.</p> <p>If configured to 0 only Consumed Evengroup unicast connections and Consumed Eventgroup multicast connections will be used.</p> <p>If configured to 1 the first client and all further subscribed clients will be served via the Eventhandler Multicast connection as configured in SdMulticastEventSoConRef.</p> <p>If configured to n up to n-1 clients with different endpoint information will be served via Consumed Evengroup unicast connections and Consumed Eventgroup multicast connections. As soon as the number of subscribed clients with different endpoint information reaches n, then all subscribed clients are served via the Eventhandler Multicast connection as configured in SdMulticastEventSoConRef.</p> <p>This does not influence the handling of initial events.</p>		
Multiplicity	1		
Type	EcucIntegerParamDef		
Range	0 .. 65535		
Default Value			
Post-Build Variant Value	true		
Value Configuration Class	Pre-compile time	X	VARIANT-PRE-COMPILE
	Link time	X	VARIANT-LINK-TIME
	Post-build time	X	VARIANT-POST-BUILD
Scope / Dependency	scope: local		

Name	SdEventHandlerTimerRef [ECUC_SD_00113]		
Parent Container	SdEventHandler		
Description	The reference of the SdServerTimer container for this EventGroup.		
Multiplicity	1		
Type	Reference to SdServerTimer		
Post-Build Variant Value	true		
Value Configuration Class	Pre-compile time	X	VARIANT-PRE-COMPILE
	Link time	X	VARIANT-LINK-TIME
	Post-build time	X	VARIANT-POST-BUILD
Scope / Dependency	scope: local		

Included Containers		
Container Name	Multiplicity	Scope / Dependency
SdEventHandlerMulticast	0..1	<p>The subcontainer including the Routing Group for Activation of Events sent over Multicast.</p> <p>The activation ref is also being used for identification of the related Socket Connection in order to find the Multicast Address used in the Multicast Option referenced by the Subscribe EventGroup Ack entry.</p>
SdEventHandlerTcp	0..1	<p>The subcontainer including the Routing Groups for Activation and Trigger Transmit for Events sent over TCP.</p> <p>The activation ref (or triggering ref if no activation ref exists) is also being used for identification of the related socket connections in order to find the related client by iterating the SdEventHandlerTcp elements (remote address statically configured or automatically set by opening TCP connection before subscription).</p>
SdEventHandlerUdp	0..1	<p>The subcontainer including the Routing Groups for Activation and Trigger Transmit for Events sent over UDP.</p> <p>The activation ref (or triggering ref if no activation ref exists) is also being used for identification of the related socket connections in order to set the remote address (either unicast address or multicast address) of the client or find the related client by iterating the SdEventHandlerUdp elements (remote address statically configured or automatically set by method call before subscription).</p>

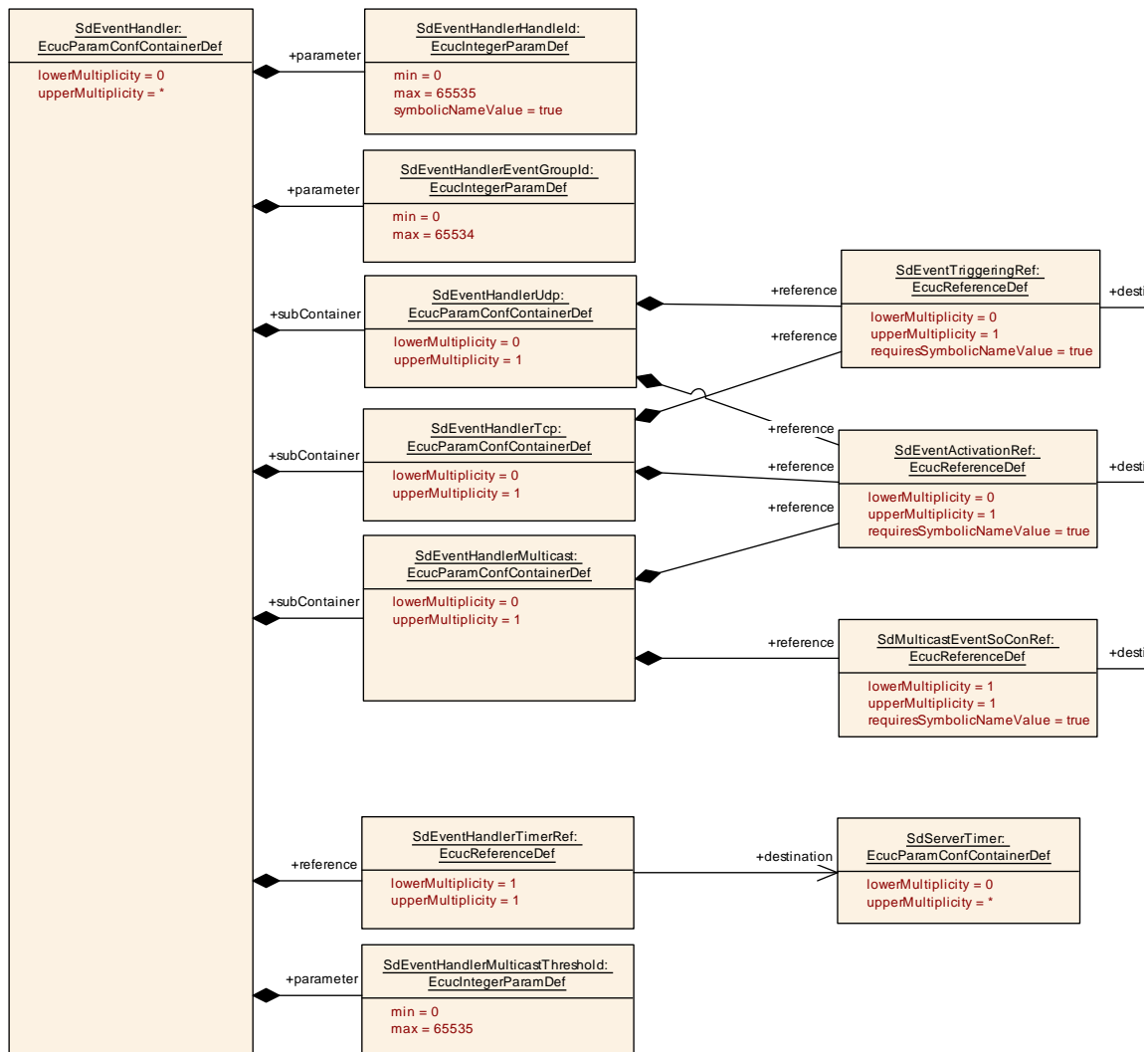


Figure 10.4

10.2.17 SdEventHandlerMulticast

SWS Item	[ECUC_SD_00094]
Container Name	SdEventHandlerMulticast
Parent Container	SdEventHandler
Description	<p>The subcontainer including the Routing Group for Activation of Events sent over Multicast.</p> <p>The activation ref is also being used for identification of the related Socket Connection in order to find the Multicast Address used in the Multicast Option referenced by the Subscribe EventGroup Ack entry.</p>
Configuration Parameters	

Name	SdEventActivationRef [ECUC_SD_00096]		
Parent Container	SdEventHandlerMulticast		
Description	Reference to a SoAdRoutingGroup for activation of the data path for a subscribed client (start sending events after subscribe). This is usually equal to the SdEventActivationRef referenced by SdEventHandlerUdp		
Multiplicity	0..1		
Type	Symbolic name reference to SoAdRoutingGroup		
Post-Build Variant Multiplicity	true		
Post-Build Variant Value	true		
Multiplicity Configuration Class	Pre-compile time	X	VARIANT-PRE-COMPILE
	Link time	X	VARIANT-LINK-TIME
	Post-build time	X	VARIANT-POST-BUILD
Value Configuration Class	Pre-compile time	X	VARIANT-PRE-COMPILE
	Link time	X	VARIANT-LINK-TIME
	Post-build time	X	VARIANT-POST-BUILD
Scope / Dependency	scope: local		

Name	SdMulticastEventSoConRef [ECUC_SD_00118]		
Parent Container	SdEventHandlerMulticast		
Description	Reference to the SoAdSocketConnection representing the Eventhandler Multicast data path (UDP).		
Multiplicity	1		
Type	Symbolic name reference to SoAdSocketConnection		
Post-Build Variant Multiplicity	true		
Post-Build Variant Value	true		
Multiplicity Configuration Class	Pre-compile time	X	VARIANT-PRE-COMPILE
	Link time	X	VARIANT-LINK-TIME
	Post-build time	X	VARIANT-POST-BUILD
Value Configuration Class	Pre-compile time	X	VARIANT-PRE-COMPILE
	Link time	X	VARIANT-LINK-TIME
	Post-build time	X	VARIANT-POST-BUILD
Scope / Dependency	scope: local		

No Included Containers

10.2.18 SdEventHandlerTcp

SWS Item	[ECUC_SD_00093]
Container Name	SdEventHandlerTcp
Parent Container	SdEventHandler

Description	<p>The subcontainer including the Routing Groups for Activation and Trigger Transmit for Events sent over TCP.</p> <p>The activation ref (or triggering ref if no activation ref exists) is also being used for identification of the related socket connections in order to find the related client by iterating the SdEventHandlerTcp elements (remote address statically configured or automatically set by opening TCP connection before subscription).</p>
Configuration Parameters	

Name	SdEventActivationRef [ECUC_SD_00096]		
Parent Container	SdEventHandlerTcp		
Description	Reference to a SoAdRoutingGroup for activation of the data path for a subscribed client (start sending events after subscribe). This is usually equal to the SdEventActivationRef referenced by SdEventHandlerUdp		
Multiplicity	0..1		
Type	Symbolic name reference to SoAdRoutingGroup		
Post-Build Variant Multiplicity	true		
Post-Build Variant Value	true		
Multiplicity Configuration Class	Pre-compile time	X	VARIANT-PRE-COMPILE
	Link time	X	VARIANT-LINK-TIME
	Post-build time	X	VARIANT-POST-BUILD
Value Configuration Class	Pre-compile time	X	VARIANT-PRE-COMPILE
	Link time	X	VARIANT-LINK-TIME
	Post-build time	X	VARIANT-POST-BUILD
Scope / Dependency	scope: local		

Name	SdEventTriggeringRef [ECUC_SD_00095]		
Parent Container	SdEventHandlerTcp		
Description	Reference to a SoAdRoutingGroup that is used for triggered transmit. Triggering is needed to sent out initial events on the server side after a client got subscribed.		
Multiplicity	0..1		
Type	Symbolic name reference to SoAdRoutingGroup		
Post-Build Variant Multiplicity	true		
Post-Build Variant Value	true		
Multiplicity Configuration Class	Pre-compile time	X	VARIANT-PRE-COMPILE
	Link time	X	VARIANT-LINK-TIME
	Post-build time	X	VARIANT-POST-BUILD
Value Configuration Class	Pre-compile time	X	VARIANT-PRE-COMPILE
	Link time	X	VARIANT-LINK-TIME
	Post-build time	X	VARIANT-POST-BUILD

Scope / Dependency	scope: local
---------------------------	--------------

No Included Containers

10.2.19 SdEventHandlerUdp

SWS Item	[ECUC_SD_00092]
Container Name	SdEventHandlerUdp
Parent Container	SdEventHandler
Description	<p>The subcontainer including the Routing Groups for Activation and Trigger Transmit for Events sent over UDP.</p> <p>The activation ref (or triggering ref if no activation ref exists) is also being used for identification of the related socket connections in order to set the remote address (either unicast address or multicast address) of the client or find the related client by iterating the SdEventHandlerUdp elements (remote address statically configured or automatically set by method call before subscription).</p>
Configuration Parameters	

Name	SdEventActivationRef [ECUC_SD_00096]		
Parent Container	SdEventHandlerUdp		
Description	Reference to a SoAdRoutingGroup for activation of the data path for a subscribed client (start sending events after subscribe). This is usually equal to the SdEventActivationRef referenced by SdEventHandlerUdp		
Multiplicity	0..1		
Type	Symbolic name reference to SoAdRoutingGroup		
Post-Build Variant Multiplicity	true		
Post-Build Variant Value	true		
Multiplicity Configuration Class	Pre-compile time	X	VARIANT-PRE-COMPILE
	Link time	X	VARIANT-LINK-TIME
	Post-build time	X	VARIANT-POST-BUILD
Value Configuration Class	Pre-compile time	X	VARIANT-PRE-COMPILE
	Link time	X	VARIANT-LINK-TIME
	Post-build time	X	VARIANT-POST-BUILD
Scope / Dependency	scope: local		

Name	SdEventTriggeringRef [ECUC_SD_00095]		
Parent Container	SdEventHandlerUdp		
Description	Reference to a SoAdRoutingGroup that is used for triggered transmit. Triggering is needed to sent out initial events on the server side after a client got subscribed.		
Multiplicity	0..1		
Type	Symbolic name reference to SoAdRoutingGroup		
Post-Build Variant Multiplicity	true		
Post-Build Variant Value	true		
Multiplicity Configuration Class	Pre-compile time	X	VARIANT-PRE-COMPILE
	Link time	X	VARIANT-LINK-TIME
	Post-build time	X	VARIANT-POST-BUILD
Value Configuration Class	Pre-compile time	X	VARIANT-PRE-COMPILE
	Link time	X	VARIANT-LINK-TIME
	Post-build time	X	VARIANT-POST-BUILD
Scope / Dependency	scope: local		

No Included Containers

10.2.20 SdProvidedMethods

SWS Item	[ECUC_SD_00087]
Container Name	SdProvidedMethods
Parent Container	SdServerService
Description	Container element for representing the needed elements of the data path for the methods provided by the service.
Configuration Parameters	

Name	SdServerServiceActivationRef [ECUC_SD_00090]		
Parent Container	SdProvidedMethods		
Description	Reference to a SoAdRoutingGroup to activated and deactivate the data path for methods of the service.		
Multiplicity	1		
Type	Symbolic name reference to SoAdRoutingGroup		
Post-Build Variant Value	true		
Value Configuration Class	Pre-compile time	X	VARIANT-PRE-COMPILE
	Link time	X	VARIANT-LINK-TIME
	Post-build time	X	VARIANT-POST-BUILD
Scope / Dependency	scope: ECU		

No Included Containers

10.2.21 SdServerCapabilityRecord

SWS Item	[ECUC_SD_00141]		
Container Name	SdBlacklistedVersions		
Parent Container	SdClientService		
Description	Collection of blacklisted versions. Tags: atp.Status=draft		
Post-Build Variant Multiplicity	true		
Multiplicity Configuration Class	Pre-compile time	X	VARIANT-PRE-COMPILE
	Link time	X	VARIANT-LINK-TIME
	Post-build time	X	VARIANT-POST-BUILD
Configuration Parameters			

Name	SdBlacklistedMinorVersions [ECUC_SD_00142]		
Parent Container	SdBlacklistedVersions		
Description	Blacklisted MinorVersions. Tags: atp.Status=draft		
Multiplicity	0..*		
Type	EcucIntegerParamDef		
Range	0 .. 4294967295		
Default Value			
Post-Build Variant Multiplicity	true		
Post-Build Variant Value	true		
Multiplicity Configuration Class	Pre-compile time	X	VARIANT-PRE-COMPILE
	Link time	X	VARIANT-LINK-TIME
	Post-build time	X	VARIANT-POST-BUILD
Value Configuration Class	Pre-compile time	X	VARIANT-PRE-COMPILE
	Link time	X	VARIANT-LINK-TIME
	Post-build time	X	VARIANT-POST-BUILD
Scope / Dependency	scope: local		

No Included Containers

SWS Item	[ECUC_SD_00120]
Container Name	SdInstanceDemEventParameterRefs
Parent Container	SdInstance

Description	Container for the references to DemEventParameter elements which shall be invoked using the API Dem_SetEventStatus in case the corresponding error occurs. The EventId is taken from the referenced DemEventParameter's DemEventId symbolic value. The standardized errors are provided in this container and can be extended by vendor-specific error references.
Configuration Parameters	

Name	SD_E_MALFORMED_MSG [ECUC_SD_00121]		
Parent Container	SdInstanceDemEventParameterRefs		
Description	Reference to the DemEventParameter which shall be issued when the SD Instance received malformed message.		
Multiplicity	0..1		
Type	Symbolic name reference to DemEventParameter		
Post-Build Variant Multiplicity	false		
Post-Build Variant Value	true		
Multiplicity Configuration Class	Pre-compile time	X	All Variants
	Link time	–	
	Post-build time	–	
Value Configuration Class	Pre-compile time	X	VARIANT-PRE-COMPILE
	Link time	X	VARIANT-LINK-TIME
	Post-build time	X	VARIANT-POST-BUILD
Scope / Dependency	scope: local		

Name	SD_E_OUT_OF_RES [ECUC_SD_00122]		
Parent Container	SdInstanceDemEventParameterRefs		
Description	Reference to the DemEventParameter which shall be issued when the SD Instance does not have enough resources to handle client.		
Multiplicity	0..1		
Type	Symbolic name reference to DemEventParameter		
Post-Build Variant Multiplicity	false		
Post-Build Variant Value	true		
Multiplicity Configuration Class	Pre-compile time	X	All Variants
	Link time	–	
	Post-build time	–	
Value Configuration Class	Pre-compile time	X	VARIANT-PRE-COMPILE
	Link time	X	VARIANT-LINK-TIME
	Post-build time	X	VARIANT-POST-BUILD
Scope / Dependency	scope: local		

Name	SD_E_SUBSCR_NACK_RECV [ECUC_SD_00123]		
Parent Container	SdInstanceDemEventParameterRefs		
Description	Reference to the DemEventParameter which shall be issued when receiving SubscribeEventgroupNack entry.		
Multiplicity	0..1		
Type	Symbolic name reference to DemEventParameter		
Post-Build Variant Multiplicity	false		
Post-Build Variant Value	true		
Multiplicity Configuration Class	Pre-compile time	X	All Variants
	Link time	–	
	Post-build time	–	
Value Configuration Class	Pre-compile time	X	VARIANT-PRE-COMPILE
	Link time	X	VARIANT-LINK-TIME
	Post-build time	X	VARIANT-POST-BUILD
Scope / Dependency	scope: local		

No Included Containers

SWS Item	[ECUC_SD_00032]
Container Name	SdServerCapabilityRecord
Parent Container	SdServerService
Description	<p>Sd uses capability records to store arbitrary name/value pairs conveying additional information about the named service.</p> <p>The following use cases are supported: 1) Key present, with no value (e.g. "passreq" -- password required for this service)</p> <p>2) Key present, with empty value (e.g. "PlugIns=" server supports plugins, but none are presently installed)</p> <p>3) Key present, with non-empty value (e.g. "PlugIns=JPEG,MPEG2,MPEG4")</p>
Configuration Parameters	

Name	SdServerCapabilityRecordKey [ECUC_SD_00033]		
Parent Container	SdServerCapabilityRecord		
Description	Defines a CapabilityRecord key.		
Multiplicity	1		
Type	EcucStringParamDef		
Default Value			
Regular Expression			
Post-Build Variant Value	false		
Value Configuration Class	Pre-compile time	X	All Variants
	Link time	–	
	Post-build time	–	

Scope / Dependency	scope: local
---------------------------	--------------

Name	SdServerCapabilityRecordValue [ECUC_SD_00034]		
Parent Container	SdServerCapabilityRecord		
Description	Defines the corresponding CapabilityRecord value.		
Multiplicity	0..1		
Type	EcucStringParamDef		
Default Value			
Regular Expression			
Post-Build Variant Multiplicity	false		
Post-Build Variant Value	false		
Multiplicity Configuration Class	Pre-compile time	X	All Variants
	Link time	–	
	Post-build time	–	
Value Configuration Class	Pre-compile time	X	All Variants
	Link time	–	
	Post-build time	–	
Scope / Dependency	scope: local		

No Included Containers

10.3 Published Information

For details refer to the chapter 10.3 “Published Information” in SWS_BSWGeneral.