

Document Title	Specification of LIN Driver
Document Owner	AUTOSAR
Document Responsibility	AUTOSAR
Document Identification No	72
Document Status	published
Part of AUTOSAR Standard	Classic Platform
Part of Standard Release	R20-11

Document Change History			
Date	Release	Changed by	Change Description
2020-11-30	R20-11	AUTOSAR Release Management	<ul style="list-style-type: none"> Modified SWS_Lin_00266, Lin_GeneralTypes removed Editorial change
2019-11-28	R19-11	AUTOSAR Release Management	<ul style="list-style-type: none"> MCALMulticoreDistribution (CONC_639) Changed Document Status from Final to published
2018-10-31	4.4.0	AUTOSAR Release Management	<ul style="list-style-type: none"> LIN Slave support (CONC_634) MCALMulticoreDistribution (CONC_639) as DRAFT Replace references to LIN 2.1 by ISO 17987:2016 (with no functional modification) Header file cleanup Minor corrections / clarifications / editorial changes; For details please refer to the ChangeDocumentation
2017-12-08	4.3.1	AUTOSAR Release Management	<ul style="list-style-type: none"> Minor corrections / clarifications / editorial changes Resolve inconsistency on channel state upon initialization
2016-11-30	4.3.0	AUTOSAR Release Management	<ul style="list-style-type: none"> Updated tracing information Removed chapter 'Variants'

Document Change History			
Date	Release	Changed by	Change Description
2015-07-31	4.2.2	AUTOSAR Release Management	<ul style="list-style-type: none"> Chapter 6 "Requirements traceability" clean up Reference to DET are named as "Default" Error Tracer instead of "Development" Error Tracer Dependency on Module DET listed in Chapter 5 is linked to SWS_Lin_00048 instead of SWS_Lin_00052
2014-10-31	4.2.1	AUTOSAR Release Management	<ul style="list-style-type: none"> Replaced SWS_Lin_00064 with SWS_Lin_00268
2014-03-31	4.1.3	AUTOSAR Release Management	<ul style="list-style-type: none"> Removed SWS_Lin_00243. Modified SWS_Lin_00237, SWS_Lin_00058, SWS_Lin_00266, SWS_Lin_00255, SWS_Lin_00256, SWS_Lin_00258, SWS_Lin_00259, SWS_Lin_00260. Updated Figure 7-1. Removed references to SWS_Lin_00073 and SWS_Lin_00034 from chapter 6.
2013-10-31	4.1.2	AUTOSAR Release Management	<ul style="list-style-type: none"> Removed outdated SWS_Lin_00109, SWS_Lin_00136 and SWS_Lin_00132. Import of SWS_Lin_184 from R3.2.2 Wake-up LIN Functionality updated New API Lin_WakeupInternal added. See chapter 8.3.2.5 Added the following type definition (with SWS item ID) to chapter 8: <ul style="list-style-type: none"> Lin_FrameCsModelType Lin_FrameDIType Lin_FramePidType Lin_FrameResponseType Lin_PduType Lin_StatusType Editorial changes Removed chapter(s) on change documentation

Document Change History			
Date	Release	Changed by	Change Description
2013-03-15	4.1.1	AUTOSAR Administration	<ul style="list-style-type: none">Specified LIN_E_TIMEOUT as production errorShifted all types used by other modules to Lin_GeneralTypes.hRevised configuration container LinDemEventParamterRefsSome minor updates
2011-12-22	4.0.3	AUTOSAR Administration	<ul style="list-style-type: none">Changed error reportingImproved wake-up handlingCorrected call of Lin_Init
2010-09-30	3.1.5	AUTOSAR Administration	<ul style="list-style-type: none">Introduce Lin_GeneralTypes.hAdd missing DET error code (NULL pointer error)Remove instance ID from Lin_GetVersionInfo APICorrect naming of “WakeUp” to “Wakeup”Further maintenance for R4.0.2: see chapter 12
2010-02-02	3.1.4	AUTOSAR Administration	<ul style="list-style-type: none">Support of advanced LIN controllers (combination of Lin_SendHeader and Lin_SendResponse to Lin_SendFrame)Integrating LIN channel initialization in LIN module initializationFurther maintenance for R4.0: see chapter 11Legal disclaimer revised
2008-08-13	3.1.1	AUTOSAR Administration	<ul style="list-style-type: none">Legal disclaimer revised
2007-12-21	3.0.1	AUTOSAR Administration	<ul style="list-style-type: none">Editorial ChangesTables generated in Chapter 8 and 10Document meta information extendedSmall layout adaptations made

Document Change History			
Date	Release	Changed by	Change Description
2007-01-24	2.1.15	AUTOSAR Administration	<ul style="list-style-type: none">• Lin Transceiver Wake Up validation function added• Incorporate Feedback from Validator2• Updated Chapter 10.2 according to the Specification of ECU Configuration Parameters• Legal disclaimer revised• Release Notes added• “Advice for users” revised• “Revision Information” added
2006-05-16	2.0	AUTOSAR Administration	<ul style="list-style-type: none">• Initial release

Disclaimer

This work (specification and/or software implementation) and the material contained in it, as released by AUTOSAR, is for the purpose of information only. AUTOSAR and the companies that have contributed to it shall not be liable for any use of the work.

The material contained in this work is protected by copyright and other types of intellectual property rights. The commercial exploitation of the material contained in this work requires a license to such intellectual property rights.

This work may be utilized or reproduced without any modification, in any form or by any means, for informational purposes only. For any other purpose, no part of the work may be utilized or reproduced, in any form or by any means, without permission in writing from the publisher.

The work has been developed for automotive applications only. It has neither been developed, nor tested for non-automotive applications.

The word AUTOSAR and the AUTOSAR logo are registered trademarks.

Table of Contents

1	Introduction and functional overview	8
1.1	Scope	8
1.2	Architectural overview	8
2	Acronyms, abbreviations and glossary	10
2.1	Acronyms and abbreviations	10
2.2	Glossary	10
2.3	LIN hardware unit classification	11
3	Related documentation	12
3.1	Input documents	12
3.2	Related standards and norms	12
3.3	Related specification	13
4	Constraints and assumptions	14
4.1	Limitations	14
4.2	Applicability to car domains	14
5	Dependencies to other modules	15
5.1	File structure	15
5.1.1	Code file structure	15
5.1.2	Header file structure	15
6	Requirements traceability	17
7	Functional specification	22
7.1	General Requirements	22
7.2	Version Check	23
7.2.1	Requirements	23
7.3	LIN driver and Channel Initialization	23
7.3.1	Background & Rationale	23
7.3.2	Requirements	23
7.3.3	State diagrams	24
7.4	Frame processing	27
7.4.1	Background & Rationale	27
7.4.2	Requirements	27
7.4.3	Data Consistency	30
7.4.4	Data byte mapping	31
7.5	Sleep and wake-up functionality	32
7.5.1	Background & Rationale	32
7.5.2	Requirements	32
7.6	Error classification	33
7.6.1	Development Errors	34
7.6.2	Runtime Errors	34
7.6.3	Transient Faults	34
7.6.4	Production Errors	35
7.6.5	Extended Production Errors	35

7.7	Error detection.....	35
7.8	Error notification	36
8	API specification.....	37
8.1	Imported types	37
8.2	Type definitions	37
8.2.1	Lin_ConfigType	37
8.2.2	Lin_FramePidType	38
8.2.3	Lin_FrameCsModelType	38
8.2.4	Lin_FrameResponseType	38
8.2.5	Lin_FrameDType	39
8.2.6	Lin_PduType	39
8.2.7	Lin_StatusType	40
8.2.8	Lin_SlaveErrorType.....	41
8.3	Function definitions	42
8.3.1	Services affecting the complete LIN hardware unit	42
8.3.2	Services affecting a single LIN channel	46
8.4	Call-back notifications	54
8.5	Scheduled functions.....	55
8.6	Expected Interfaces	55
8.6.1	Mandatory Interfaces.....	55
8.6.2	Optional Interfaces	55
8.6.3	Configurable interfaces	56
9	Sequence diagrams	57
9.1	Receiving a LIN Frame	57
9.1.1	LIN Master	57
9.1.2	LIN Slave	58
10	Configuration specification	59
10.1	How to read this chapter.....	59
10.2	Containers and configuration parameters	59
10.2.1	Lin.....	60
10.2.2	LinGeneral.....	61
10.2.3	LinChannel	62
10.2.4	LinGlobalConfig	65
10.2.5	LinDemEventParameterRefs	65
10.3	Published Information	66
11	Not applicable requirements	67

1 Introduction and functional overview

This specification specifies the functionality, API and the configuration of the AUTOSAR Basic Software module LIN driver.

1.1 Scope

The base for this document is the ISO 17987 specifications [16]. It is assumed that the reader is familiar with this specification. This document will not describe ISO 17987 LIN functionality again.

The LIN driver applies to ISO 17987 master and slave nodes. The LIN implementation in AUTOSAR deviates from the ISO 17987 specifications as described in this specification of LIN driver, but there will be no change in the behavior on the LIN bus. It is the intention to be able to reuse all existing LIN nodes together with the AUTOSAR LIN implementation (i.e. the LIN driver).

[SWS_Lin_00063] 「It is intended to support the complete range of LIN hardware from a simple SCI/UART to a complex LIN hardware controller. Using a SW-UART implementation is out of the scope. For a closer description of the LIN hardware unit, see chapter 2.3.」(SRS_Lin_01547)

1.2 Architectural overview

The LIN driver is part of the microcontroller abstraction layer (MCAL), performs the hardware access and offers a hardware independent API to the upper layer. The only upper layer, which has access to the LIN driver, is the LIN Interface.

A LIN driver can support more than one channel. This means that the LIN driver can handle one or more LIN channels as long as they are belonging to the same LIN hardware unit.

In the example below three different LIN drivers are connected to the LIN interface. However, one LIN driver is the most common configuration.

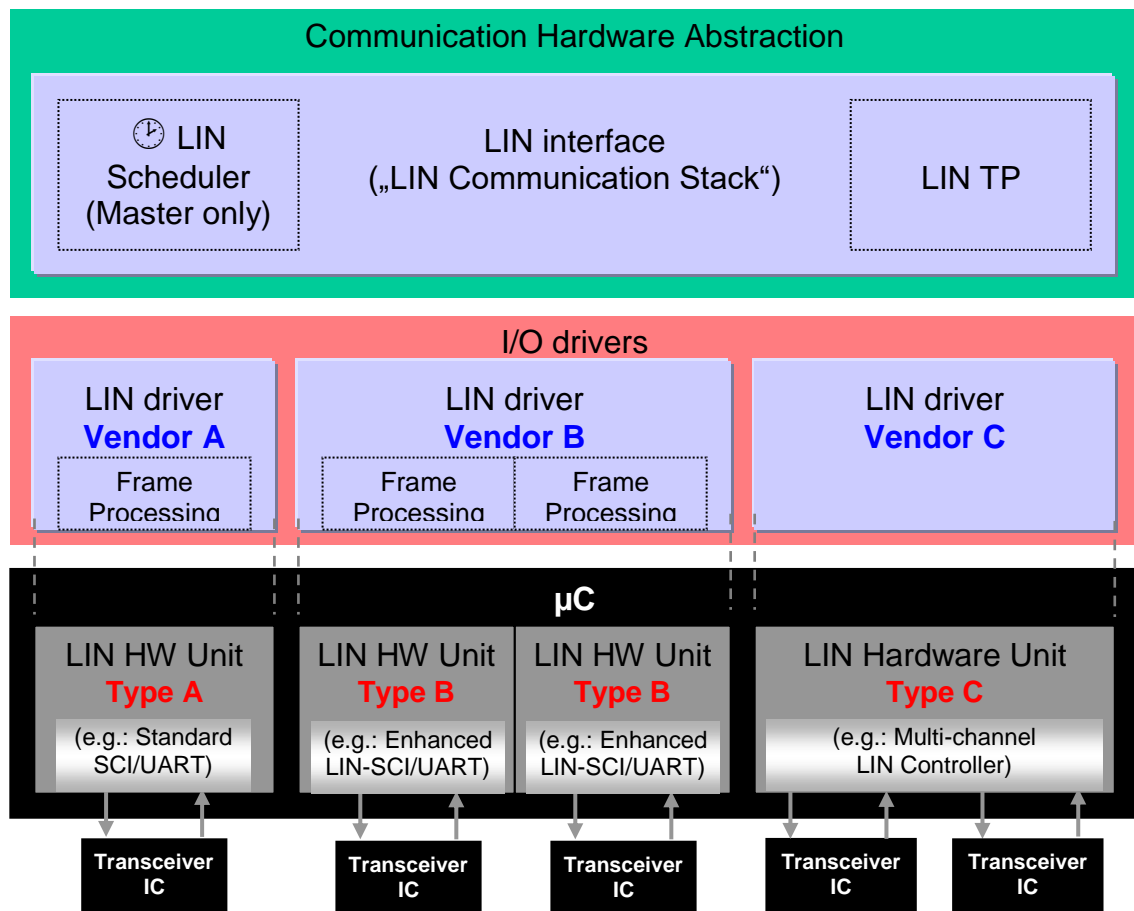


Figure 10-1: Overview LIN Software Architecture Layering

2 Acronyms, abbreviations and glossary

2.1 Acronyms and abbreviations

Acronyms, abbreviations and definitions that have a local scope for the LIN driver and therefore are not contained in the AUTOSAR glossary must appear here.

Acronym:	Description:
AUTOSAR	Automotive Open System Architecture
COM	Communication
ECU	Electronic Control Unit
EcuM	ECU Manager
DEM	Diagnostic Event Manager
DET	Default Error Tracer
ISR	Interrupt Service Routine
LIN	Local Interconnect Network (as defined by [16])
MCAL	MicroController Abstraction Layer
MCU	Micro Controller Unit
OS	Operating System
PDU	Protocol Data Unit. Consists of Identifier, data length and Data (SDU)
PID	Protected ID (as defined by [16])
PLL	Phase-Locked Loop
RAM	Random Access Memory
RX	Reception
SCI	Serial Communication Interface
SDU	Service Data Unit. Data that is transported inside the PDU
SFR	Special Function Register
SPAL	Standard Peripheral Abstraction Layer
SRS	Software Requirement Specification
SW	Software
SWS	Software Specification
TP	Transport Layer
TX	Transmission
UART	Universal Asynchronous Receiver Transmitter
XML	Extensible Markup Language

Abbreviation	Description:
Id	Identifier

2.2 Glossary

Besides AUTOSAR terminology this document also uses terms defined in the ISO 17987 specifications [16], e.g. LIN frame, header and message.

Glossary:	Description:
enumeration	This can be in "C" programming language an enum or a #define.
LIN channel	The LIN channel entity interlinks the ECUs of a LIN cluster physically: An ECU is part of a LIN cluster if it contains one LIN controller that is connected to one LIN channel of the LIN cluster. An ECU is allowed to connect to a particular LIN cluster through one channel only.
LIN cluster	As defined by [16]: "A cluster is the LIN bus wire plus all the nodes."

LIN controller	A dedicated LIN hardware with a build Frame processing state machine. A hardware which is capable to connect to several LIN clusters is treated as several LIN controllers.
LIN frame	As defined by [16]: “All information is sent packed as frames; a frame consist of the header and a response.”
LIN frame processor	Frame processing implies the complete LIN frame handling. Implementation could be achieved as software emulated solution or with a dedicated LIN controller.
LIN hardware unit	A LIN hardware unit may drive one or multiple LIN channels to control one or multiple LIN clusters.
LIN header	As defined by [16]: “A header is the first part of a frame; it is always sent by the master.”
LIN node	As defined by [16]: “Loosely speaking, a node is an ECU. However, a single ECU may be connected to multiple LIN clusters.”
LIN response	As defined by [16]: “A LIN frame consists of a header and a response. Also called a Frame response.”

2.3 LIN hardware unit classification

The on-chip LIN hardware unit combines one or several LIN channels.

The following figure shows a classification of different LIN hardware types connected to multiple LIN physical channels:

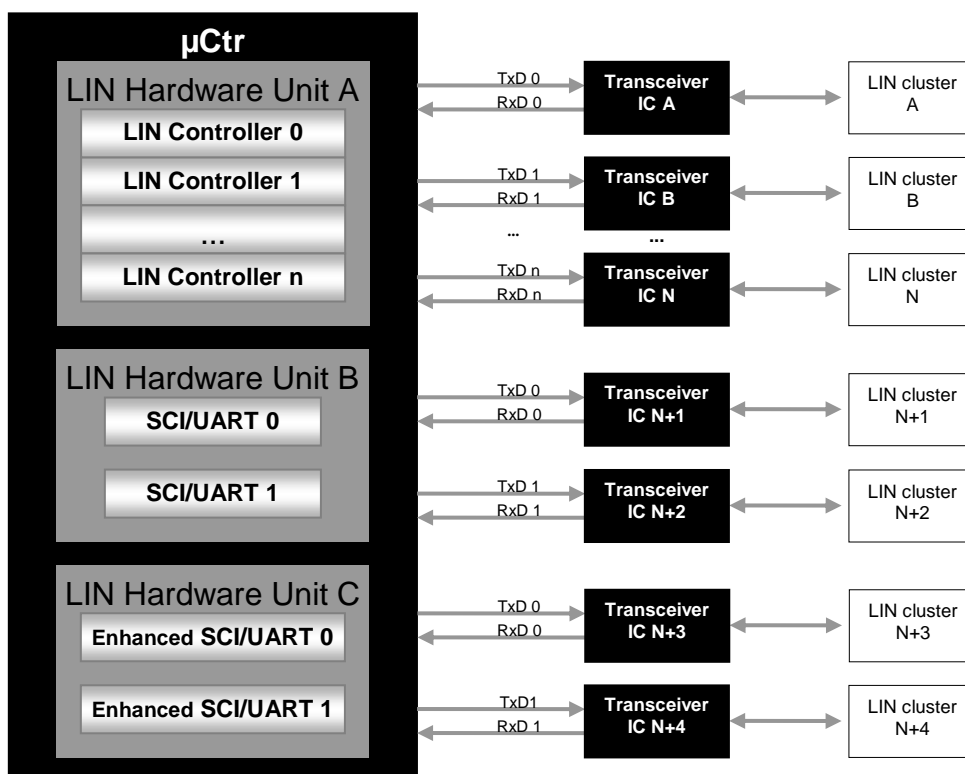


Figure 2-1: LIN hardware unit classification

3 Related documentation

3.1 Input documents

- [1] List of Basic Software Modules
AUTOSAR_TR_BSWModuleList.pdf
- [2] Layered Software Architecture
AUTOSAR_EXP_LayeredSoftwareArchitecture.pdf
- [3] General Requirements on Basic Software Modules
AUTOSAR_SRS_BSWGeneral.pdf
- [4] Specification of Standard Types
AUTOSAR_SWS_StandardTypes.pdf
- [5] Specification of Default Error Tracer
AUTOSAR_SWS_DefaultErrorTracer.pdf
- [6] General Requirements on SPAL
AUTOSAR_SRS_SPALGeneral.pdf
- [7] Requirements on LIN
AUTOSAR_SRS_LIN.pdf
- [8] Specification of LIN Interface
AUTOSAR_SWS_LINInterface.pdf
- [9] Specification of ECU Configuration
AUTOSAR_TPS_ECUConfiguration.pdf
- [10] Specification of MCU driver
AUTOSAR_SWS_MCUDriver.pdf
- [11] Specification of Diagnostic Event Manager
AUTOSAR_SWS_DiagnosticEventManager.pdf
- [12] Specification of ECU State Manager
AUTOSAR_SWS_ECUSTateManager.pdf
- [13] Basic Software Module Description Template,
AUTOSAR_TPS_BSWModuleDescriptionTemplate.pdf
- [14] Specification of LIN Transceiver Driver,
AUTOSAR_SWS_LINTransceiverDriver.pdf
- [15] General Specification of Basic Software Modules
AUTOSAR_SWS_BSWGeneral.pdf

3.2 Related standards and norms

- [16] ISO 17987:2016 (all parts), Road vehicles – Local Interconnect Network (LIN)

3.3 Related specification

AUTOSAR provides a General Specification on Basic Software modules [15] (SWS BSW General), which is also valid for LIN Driver.

Thus, the specification SWS BSW General shall be considered as additional and required specification for LIN Driver.

4 Constraints and assumptions

4.1 Limitations

Only one LIN channel of an ECU is allowed to connect to a particular LIN cluster. Unless there are unused (not connected) channels in the ECU, the number of LIN channels is equal to the number of LIN clusters.

Driver scope

[SWS_Lin_00045] 「One LIN driver provides access to one LIN hardware unit type (simple UART or dedicated LIN hardware) that may consist of several LIN channels.」(SRS_BSW_00347)

[SWS_Lin_00201] 「For different LIN hardware units a separate LIN driver needs to be implemented. It is up to the implementer to adapt the driver to the different instances of similar LIN channels.」()

[SWS_Lin_00177] 「In case several LIN driver instances (of same or different vendor) are implemented in one ECU the file names, API names, and published parameters must be modified such that no two definitions with the same name are generated. The name shall be extended according to SRS_BSW_00347 with a Vendor Id (needed to distinguish LIN drivers from different vendors) and a Vendor specific name (needed to distinguish different hardware units implemented by one Vendor): <Module abbreviation>_<Vendor Id>_<Vendor specific name>.」()

The LIN Interface is responsible for calling the correct function. The necessary information shall be given in an XML file during configuration. See [8] for description how the LIN Interface handles several LIN drivers.

4.2 Applicability to car domains

This specification is applicable to all car domains, where LIN is used.

5 Dependencies to other modules

Module MCU [10]

The hardware of the internal LIN hardware unit depends on the system clock, prescaler(s) and PLL. Hence, the length of the LIN bit timing depends on the clock settings made in module [MCU](#).

The LIN driver module will not take care of setting the registers that configure the clock, prescaler(s) and PLL (e.g. switching on/off the PLL) in its init functions. The MCU module must do this.

Module Port

The Port driver configures the port pins used for the LIN driver as input or output. Hence, the Port driver has to be initialized prior to the use of LIN functions. Otherwise, LIN driver functions will exhibit undefined behavior.

Module DET (Default Error Tracer) [5]

In development mode, the Lin module reports development error through the Det_ReportError function of module [DET](#). (see [SWS_Lin_00048](#))

Module DEM (Diagnostic Event Manager) [11]

The Lin module reports production errors to the Diagnostic Event Manager. (see [SWS_Lin_00058](#))

OS (Operating System)

The LIN driver uses interrupts and therefore there is a dependency on the OS, which configures the interrupt sources.

LIN driver Users

The LIN Interface (specified by [8]) is the only user of the LIN driver services.

5.1 File structure

5.1.1 Code file structure

[SWS_Lin_00268]「The code file structure shall not be defined within this specification.」()

5.1.2 Header file structure

[SWS_Lin_00054]「The file `Lin.h` only contains external declarations of constants, global data, type definitions and services that are specified in the LIN driver SWS. 」
(SRS_BSW_00302)

[SWS_Lin_00207] 「Constants, global data types and functions that are only used by LIN driver internally, are declared in `Lin.c`.」()

6 Requirements traceability

Document: AUTOSAR requirements on Basic Software, general [3]

Requirement	Description	Satisfied by
SRS_BSW_00005	Modules of the μ C Abstraction Layer (MCAL) may not have hard coded horizontal interfaces	SWS_Lin_00999
SRS_BSW_00007	All Basic SW Modules written in C language shall conform to the MISRA C 2012 Standard.	SWS_Lin_00999
SRS_BSW_00101	The Basic Software Module shall be able to initialize variables and hardware in a separate initialization function	SWS_Lin_00006
SRS_BSW_00159	All modules of the AUTOSAR Basic Software shall support a tool based configuration	SWS_Lin_00029
SRS_BSW_00162	The AUTOSAR Basic Software shall provide a hardware abstraction layer	SWS_Lin_00999
SRS_BSW_00164	The Implementation of interrupt service routines shall be done by the Operating System, complex drivers or modules	SWS_Lin_00155
SRS_BSW_00167	All AUTOSAR Basic Software Modules shall provide configuration rules and constraints to enable plausibility checks	SWS_Lin_00039
SRS_BSW_00168	SW components shall be tested by a function defined in a common API in the Basis-SW	SWS_Lin_00999
SRS_BSW_00302	All AUTOSAR Basic Software Modules shall only export information needed by other modules	SWS_Lin_00054
SRS_BSW_00306	AUTOSAR Basic Software Modules shall be compiler and platform independent	SWS_Lin_00055
SRS_BSW_00307	Global variables naming convention	SWS_Lin_00999
SRS_BSW_00308	AUTOSAR Basic Software Modules shall not define global data in their header files, but in the C file	SWS_Lin_00055
SRS_BSW_00309	All AUTOSAR Basic Software Modules shall indicate all global data with read-only purposes by explicitly assigning the const keyword	SWS_Lin_00055
SRS_BSW_00312	Shared code shall be reentrant	SWS_Lin_00999
SRS_BSW_00323	All AUTOSAR Basic Software Modules shall check passed API parameters for validity	SWS_Lin_00048
SRS_BSW_00325	The runtime of interrupt service routines and functions that are running in interrupt context shall be kept short	SWS_Lin_00999
SRS_BSW_00327	Error values naming convention	SWS_Lin_00048
SRS_BSW_00328	All AUTOSAR Basic Software Modules shall avoid the duplication of code	SWS_Lin_00999
SRS_BSW_00330	It shall be allowed to use macros instead of functions where source code is used and runtime is critical	SWS_Lin_00999

SRS_BSW_00331	All Basic Software Modules shall strictly separate error and status information	SWS_Lin_00999
SRS_BSW_00336	Basic SW module shall be able to shutdown	SWS_Lin_00999
SRS_BSW_00337	Classification of development errors	SWS_Lin_00048
SRS_BSW_00339	Reporting of production relevant error status	SWS_Lin_00999
SRS_BSW_00342	It shall be possible to create an AUTOSAR ECU out of modules provided as source code and modules provided as object code, even mixed	SWS_Lin_00999
SRS_BSW_00343	The unit of time for specification and configuration of Basic SW modules shall be preferably in physical time unit	SWS_Lin_00999
SRS_BSW_00345	BSW Modules shall support pre-compile configuration	SWS_Lin_00013
SRS_BSW_00347	A Naming separation of different instances of BSW drivers shall be in place	SWS_Lin_00045
SRS_BSW_00353	All integer type definitions of target and compiler specific scope shall be placed and organized in a single type header	SWS_Lin_00999
SRS_BSW_00357	For success/failure of an API call a standard return type shall be defined	SWS_Lin_00999
SRS_BSW_00359	All AUTOSAR Basic Software Modules callback functions shall avoid return types other than void if possible	SWS_Lin_00999
SRS_BSW_00360	AUTOSAR Basic Software Modules callback functions are allowed to have parameters	SWS_Lin_00999
SRS_BSW_00361	All mappings of not standardized keywords of compiler specific scope shall be placed and organized in a compiler specific type and keyword header	SWS_Lin_00999
SRS_BSW_00373	The main processing function of each AUTOSAR Basic Software Module shall be named according the defined convention	SWS_Lin_00999
SRS_BSW_00375	Basic Software Modules shall report wake-up reasons	SWS_Lin_00098
SRS_BSW_00378	AUTOSAR shall provide a boolean type	SWS_Lin_00999
SRS_BSW_00383	The Basic Software Module specifications shall specify which other configuration files from other modules they use at least in the description	SWS_Lin_00999
SRS_BSW_00385	List possible error notifications	SWS_Lin_00048
SRS_BSW_00395	The Basic Software Module specifications shall list all configuration parameter dependencies	SWS_Lin_00999
SRS_BSW_00397	The configuration parameters in pre-compile time are fixed before compilation starts	SWS_Lin_00999
SRS_BSW_00398	The link-time configuration is achieved on object code basis in the stage after compiling and before linking	SWS_Lin_00999
SRS_BSW_00399	Parameter-sets shall be located in a separate segment and shall be loaded after the code	SWS_Lin_00999

SRS_BSW_00400	Parameter shall be selected from multiple sets of parameters after code has been loaded and started	SWS_Lin_00999
SRS_BSW_00404	BSW Modules shall support post-build configuration	SWS_Lin_00013
SRS_BSW_00405	BSW Modules shall support multiple configuration sets	SWS_Lin_00011, SWS_Lin_00013
SRS_BSW_00406	A static status variable denoting if a BSW module is initialized shall be initialized with value 0 before any APIs of the BSW module is called	SWS_Lin_00006
SRS_BSW_00407	Each BSW module shall provide a function to read out the version information of a dedicated module implementation	SWS_Lin_00001
SRS_BSW_00413	An index-based accessing of the instances of BSW modules shall be done	SWS_Lin_00999
SRS_BSW_00415	Interfaces which are provided exclusively for one module shall be separated into a dedicated header file	SWS_Lin_00999
SRS_BSW_00416	The sequence of modules to be initialized shall be configurable	SWS_Lin_00999
SRS_BSW_00417	Software which is not part of the SW-C shall report error events only after the DEM is fully operational.	SWS_Lin_00999
SRS_BSW_00422	Pre-de-bouncing of error status information is done within the DEM	SWS_Lin_00999
SRS_BSW_00423	BSW modules with AUTOSAR interfaces shall be describable with the means of the SW-C Template	SWS_Lin_00999
SRS_BSW_00424	BSW module main processing functions shall not be allowed to enter a wait state	SWS_Lin_00999
SRS_BSW_00425	The BSW module description template shall provide means to model the defined trigger conditions of schedulable objects	SWS_Lin_00999
SRS_BSW_00426	BSW Modules shall ensure data consistency of data which is shared between BSW modules	SWS_Lin_00999
SRS_BSW_00427	ISR functions shall be defined and documented in the BSW module description template	SWS_Lin_00999
SRS_BSW_00428	A BSW module shall state if its main processing function(s) has to be executed in a specific order or sequence	SWS_Lin_00999
SRS_BSW_00429	Access to OS is restricted	SWS_Lin_00999
SRS_BSW_00432	Modules should have separate main processing functions for read/receive and write/transmit data path	SWS_Lin_00999
SRS_BSW_00433	Main processing functions are only allowed to be called from task bodies provided by the BSW Scheduler	SWS_Lin_00999
SRS_Lin_01502	The LIN Interface shall support an API for RX/TX notifications.	SWS_Lin_00999

SRS_Lin_01503	An API shall exist that enables the LIN driver to directly copy up to 8 byte directly from/to the frame buffers.	SWS_Lin_00024, SWS_Lin_00025, SWS_Lin_00274, SWS_Lin_00283
SRS_Lin_01504	The usage of AUTOSAR architecture shall be applicable for LIN master nodes	SWS_Lin_00005
SRS_Lin_01514	The LIN Interface shall inform an upper layer about wake-up events	SWS_Lin_00999
SRS_Lin_01515	The LIN Interface shall provide an API to wake-up a LIN channel cluster	SWS_Lin_00999
SRS_Lin_01522	LIN-SDU shall be copied consistently for transfer	SWS_Lin_00025, SWS_Lin_00053, SWS_Lin_00060, SWS_Lin_00283
SRS_Lin_01523	There shall be an API call to set the LIN bus to sleep-mode.	SWS_Lin_00999
SRS_Lin_01524	The LIN Driver shall be able to put the LIN hardware to a reduced power operation mode if needed	SWS_Lin_00032
SRS_Lin_01526	The LIN Driver shall provide a status for error events on the bus.	SWS_Lin_00053
SRS_Lin_01534	The AUTOSAR LIN Transport Layer shall support half-duplex physical connections.	SWS_Lin_00999
SRS_Lin_01539	The Transport connection properties shall be statically configured.	SWS_Lin_00999
SRS_Lin_01540	The LIN Transport Layer shall provide an API for initialization.	SWS_Lin_00999
SRS_Lin_01544	Errors shall be handled	SWS_Lin_00999
SRS_Lin_01545	The LIN Transport Layer services shall not be operational before initializing the module.	SWS_Lin_00999
SRS_Lin_01546	The LIN Interface shall contain a Schedule Table Handler for LIN master nodes.	SWS_Lin_00999
SRS_Lin_01547	The LIN Driver shall support standard UART and LIN optimized HW	SWS_Lin_00063
SRS_Lin_01549	The LIN Interface needs to use a timer service for scheduling for LIN master nodes	SWS_Lin_00999
SRS_Lin_01551	One LIN Interface shall support one or more LIN Drivers.	SWS_Lin_00999
SRS_Lin_01555	The LIN driver shall have an interface to retrieve transmit / receive notifications.	SWS_Lin_00024, SWS_Lin_00274, SWS_Lin_00275
SRS_Lin_01556	One LIN driver shall be able to handle more than one LIN channel	SWS_Lin_00008, SWS_Lin_00190
SRS_Lin_01558	The LIN Interface shall check for successful data transfer for LIN master nodes	SWS_Lin_00999
SRS_Lin_01560	If a wakeup occurs during transition to sleep-mode, this channel shall go back to the running mode	SWS_Lin_00033
SRS_Lin_01561	The LIN Interface shall define a main function per	SWS_Lin_00999

	channel	
SRS_Lin_01563	The LIN Driver shall provide a notification for wake-up events	SWS_Lin_00098
SRS_Lin_01564	A Schedule Table Manager shall be available for LIN master nodes.	SWS_Lin_00999
SRS_Lin_01566	Transition to sleep-mode shall be handled	SWS_Lin_00033, SWS_Lin_00266
SRS_Lin_01568	The LIN Interface implementation and interface shall be independent from underlying LIN hardware.	SWS_Lin_00999
SRS_Lin_01569	The LIN Interface shall support initialization of each LIN channel separately	SWS_Lin_00999
SRS_Lin_01570	The LIN Interface shall support dynamic selection of configuration sets.	SWS_Lin_00999
SRS_Lin_01571	Transmission request service shall be provided	SWS_Lin_00999
SRS_Lin_01572	The LIN Driver shall support the initialization of each LIN channel separately	SWS_Lin_00011
SRS_Lin_01573	The LIN Driver shall support dynamic selection of configuration sets.	SWS_Lin_00011
SRS_Lin_01574	It shall be possible to have one instance of the TP for each channel	SWS_Lin_00999
SRS_Lin_01576	The ISO 17987 specifications shall be reused as far as possible	SWS_Lin_00005
SRS_Lin_01577	It shall be compatible to LIN protocol specification	SWS_Lin_00005
SRS_Lin_01578	It shall be compatible to LIN Datalinklayer	SWS_Lin_00017, SWS_Lin_00272, SWS_Lin_00273
SRS_Lin_01590	The node configuration of LIN slaves shall only be done via defined schedule table(s) in master nodes.	SWS_Lin_00999
SRS_Lin_01594	LIN slave shall support the node configuration and identification services for slave nodes.	SWS_Lin_00999
SRS_Lin_01595	The LIN Interface shall support the setting and clearing of the response error signal for LIN slave nodes.	SWS_Lin_00999
SRS_Lin_01596	The LIN Interface shall provide bus idle condition observation for slave nodes.	SWS_Lin_00999
SRS_Lin_01597	The Lin Interface shall take care of the behavior of the slavenode transmission handler for slave nodes.	SWS_Lin_00999

7 Functional specification

The LIN driver module is required to manage the hardware dependent aspects of communication via any LIN cluster attached to the node the driver resides in.

This includes accepting header data for transmission onto the bus, response frame data to transmit, the retrieval of header information and of response frame data intended for the node.

The need for sleep mode management of both the node and of the cluster exists. This implies the ability to detect and generate a 'wake-up' pulse as defined in the ISO 17987 specifications. If the underlying hardware supports a low-power mode then entering and exiting from that state is included.

7.1 General Requirements

The Lin module is a Basic Software Module that has direct access to hardware resources.

[SWS_Lin_00005] «The Lin module shall conform to the ISO 17987 specifications [16]. This applies to ISO 17987 LIN Master and Slave nodes. »(SRS_Lin_01576, SRS_Lin_01504, SRS_Lin_01577)

[SWS_Lin_00055] «The Lin module shall fulfill all design and implementation guidelines as described in [3]. »(SRS_BSW_00306, SRS_BSW_00308, SRS_BSW_00309)

[SWS_Lin_00155] «The Lin module shall implement the ISRs for all LIN hardware unit interrupts that are needed. »(SRS_BSW_00164)

[SWS_Lin_00156] «The Lin module shall ensure that all unused interrupts are disabled. »()

[SWS_Lin_00157] «The Lin module shall reset the interrupt flag at the end of the ISR (if not done automatically by hardware). »()

The Lin module shall not configure the interrupt (i.e. priority) nor set the vector table entry.

7.2 Version Check

7.2.1 Requirements

For details refer to the chapter 5.1.8 “Version Check” in *SWS_BSWGeneral*.

7.3 LIN driver and Channel Initialization

7.3.1 Background & Rationale

Before communication can be started on a LIN bus, both the LIN driver and the relevant LIN channel must be initialized.

The driver initialization (see `Lin_Init`) handles all aspects of initialization that are of relevance to all channels present in the LIN hardware unit. This may include any static variables or hardware register settings common to all LIN channels that are available. Additionally each channel must also be initialized according to the configuration supplied. This will for example include (but is not limited to) the baud rate over the bus.

[SWS_Lin_00225] «There must be at least one statically defined configuration set available for the LIN driver. When the EcuM invokes the initialization function, it has to provide a specific pointer to the configuration that it wishes to use.»()

7.3.2 Requirements

The Lin module shall not initialize or configure LIN channels, which are not used. The Lin module shall allow the environment to select between different static configuration data at runtime.

[SWS_Lin_00011] «The Lin module’s configuration shall include a data communication rate set as defined by static configuration data.»(SRS_BSW_00405, SRS_Lin_01572, SRS_Lin_01573)

[SWS_Lin_00013] «The Lin module’s configuration data, intended for hardware registers, shall be stored as hardware specific data structures in ROM (see [Lin_ConfigType](#)).»(SRS_BSW_00345, SRS_BSW_00404, SRS_BSW_00405)

[SWS_Lin_00014] 「Each LIN PID shall be associated with a checksum model (either ‘enhanced’ where the PID is included in the checksum, or ‘classic’ where only the response data is check-summed) (see [Lin_PduType](#)).」()

[SWS_Lin_00015] 「Each LIN PID shall be associated with a response data length in bytes (see [Lin_PduType](#)).」()

7.3.3 State diagrams

The LIN driver has a state machine that is shown in Figure 7-1.

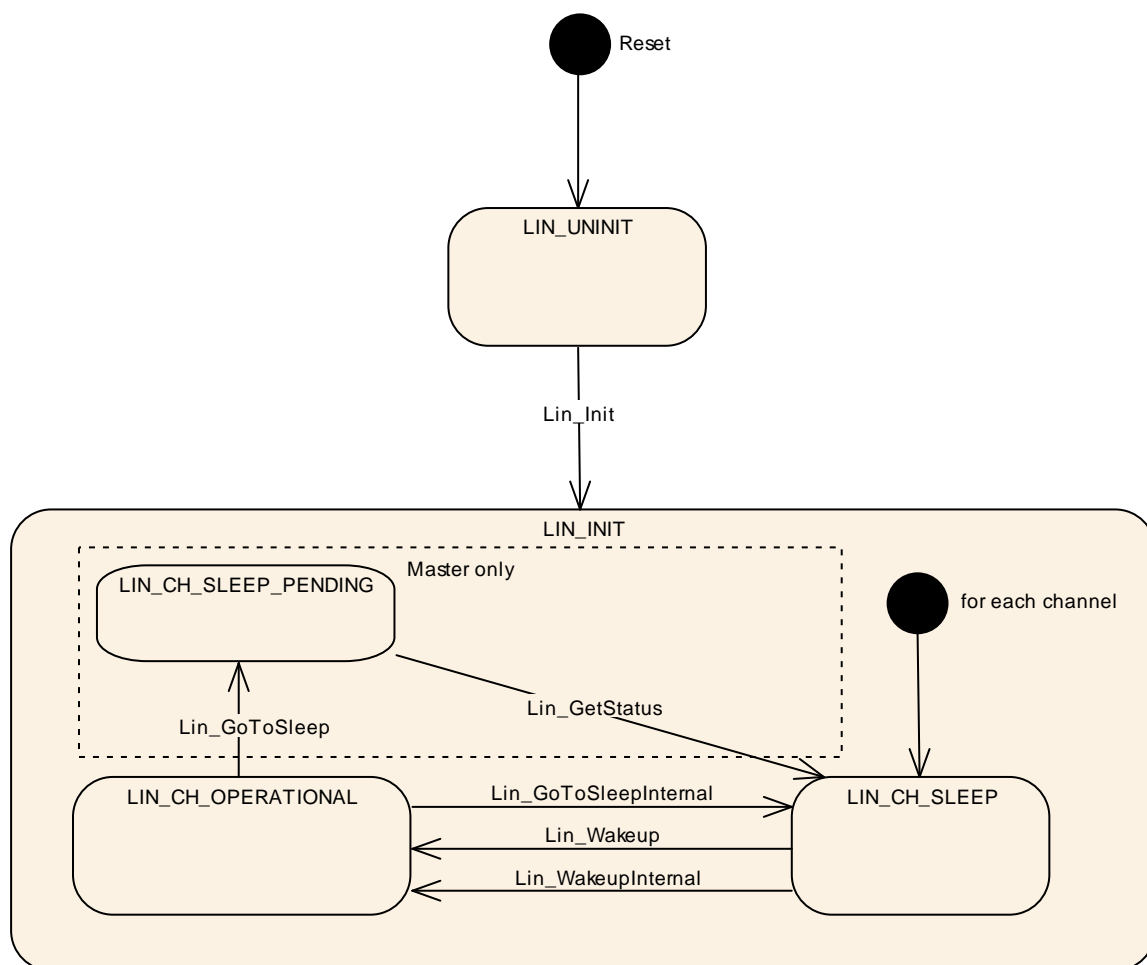


Figure 7-1: LIN driver states

Module State	Meaning / Activities in the state
LIN_UNINIT	The state LIN_UNINIT means that the Lin module has not been initialized yet and cannot be used.
LIN_INIT	The LIN_INIT state indicates that the LIN driver has been initialized, making each available channel ready for service.

Channel State	Meaning / Activities in the state
LIN_CH_OPERATIONAL	The individual channel has been initialized (using at least one statically configured data set) and is able to participate in the LIN cluster.
LIN_CH_SLEEP	The detection of a 'wake-up' pulse is enabled. The LIN hardware is into a low power mode if such a mode is provided by the hardware.

[SWS_Lin_00145] 「Reset -> LIN_UNINIT: After reset, the Lin module shall set its state to LIN_UNINIT.」()

[SWS_Lin_00146] 「LIN_UNINIT -> LIN_INIT: The Lin module shall transition from LIN_UNINIT to LIN_INIT when the function Lin_Init is called.」()

The LIN module's environment shall call the function Lin_Init only once during runtime.

[SWS_Lin_00171] 「On entering the state LIN_INIT, the Lin module shall set each channel into state LIN_CH_SLEEP, enable the wake-up detection (if enabled by LinChannelWakeupSupport), and optionally set the LIN hardware unit to reduced power operation mode (if supported by HW).」()

[SWS_Lin_00263] 「 LIN_CH_OPERATIONAL -> LIN_CH_SLEEP_PENDING through Lin_GoToSleep: If a go to sleep is requested by the LIN interface, the Lin module shall ensure that the rest of the LIN cluster goes to sleep also. This is achieved by issuing a go-to-sleep-command on the bus before entering the LIN_CH_SLEEP_PENDING state. This requirement is only applicable for LIN master nodes. 」()

[SWS_Lin_00264] 「 LIN_CH_SLEEP_PENDING -> LIN_CH_SLEEP: When Lin_GetStatus is called, the LIN driver shall directly enter the LIN_CH_SLEEP state, even if the go-to-sleep-command has not yet been sent. This requirement is only applicable for LIN master nodes. 」()

[SWS_Lin_00265] 「 LIN_CH_OPERATIONAL -> LIN_CH_SLEEP through Lin_GoToSleepInternal: If an internal go to sleep is requested by the LIN interface, the LIN driver shall directly enter the LIN_CH_SLEEP state.」()

[SWS_Lin_00174] 「 LIN_CH_SLEEP -> LIN_CH_OPERATIONAL through Lin_Wakeup: If a LIN channel is in the state LIN_CH_SLEEP, the function Lin_Wakeup shall put the LIN channel into the state LIN_CH_OPERATIONAL. 」()

[SWS_Lin_00261] 「 LIN_CH_SLEEP -> LIN_CH_OPERATIONAL through Lin_WakeupInternal: If a LIN channel is in the state LIN_CH_SLEEP, the function Lin_WakeupInternal shall put the LIN channel into the state LIN_CH_OPERATIONAL. 」()

[SWS_Lin_00209] 「Lin_Wakeup: During the state transition from LIN_CH_SLEEP to LIN_CH_OPERATIONAL the LIN Driver shall ensure that the rest of the cluster is awake. This is achieved by issuing a wake-up request, forcing the bus to the dominant state for 250 μ s to 5 ms.」()

[SWS_Lin_00184] 「A mode switch request to the current mode is allowed and shall not lead to an error, even if DET is enabled.」()

7.4 Frame processing

7.4.1 Background & Rationale

A LIN frame is composed of two parts, the LIN header and the LIN response. The LIN header is always transmitted by the LIN master node and indicates the start of frame, including the LIN PID. The LIN response is transmitted on the bus after the LIN header and can be transmitted by either the master or one of the slaves [16].

The driver must also be able to access data concerning the checksum model and data length for each LIN PID. LIN 2.0 and newer versions have a different checksum model compared to LIN 1.3, but the LIN master must be able to communicate with all slave node types (LIN 1.3, LIN 2.0, LIN 2.1, LIN 2.2 and ISO 17987). However, a LIN 1.3 master is not able to communicate with LIN 2.0 or newer slaves.

The checksum is a part of the response, and may or may not include the PID depending upon the checksum model for the PID in question. The LIN ID's 60 (0x3c) to 63 (0x3f) must always use the classic (response data only) checksum model [16].

The LIN driver module works with LIN frames as its basic building block. From the LIN driver module point of view, the frame handling significantly differs depending on the implemented node type:

- For a LIN master node, the LIN interface layer requests a particular frame to be sent during one of its scheduler time-slots. Any response from the frame should be available latest before the next frame will be sent.
In the case that the master is also responsible for sending the frame response, an indication (`PduInfoPtr->Drc= LIN_FRAMERESPONSE_TX`) will be given at the same time as the request to send the frame.
- A LIN slave node waits for the reception of a LIN header. A received LIN header is indicated to the LIN interface that evaluates the PID and returns information about the response. In the case that the slave is responsible for sending the frame response, the transmission data is also directly provided.

The LIN driver module must be able to retrieve data from the response and make it available to the LIN interface module. It must retrieve all data from the response without blocking.

7.4.2 Requirements

7.4.2.1 LIN Master specific

Following requirements are only applicable for LIN master nodes.

[SWS_Lin_00016] 「The LIN driver shall interpret the supplied identifier as PID. The identifier is then transmitted *as-supplied* within the LIN header (see [Lin_SendFrame](#)).」()

[SWS_Lin_00017] 「The LIN driver shall be able to send a LIN header. This is composed of the break field, synch byte field, and protected identifier byte field as detailed in [16] (see [Lin_SendFrame](#)).」(SRS_Lin_01578)

[SWS_Lin_00018] 「The LIN driver shall be able to send a LIN header and response.」()

[SWS_Lin_00021] 「The LIN driver shall abort the current frame transmission if a new frame transmission is requested by the LIN interface (see [Lin_SendFrame](#)), also if an ongoing transmission may be still in progress or unsuccessfully completed.」()

[SWS_Lin_00022] 「The function `Lin_GetStatus` shall return the status of the current frame transmission request for the channel.」()

[SWS_Lin_00024] 「The LIN driver shall make received data available to the LIN interface module. After successful reception of a whole LIN frame, the received data shall be prepared for function call of the LIN interface (see [Lin_GetStatus](#)).」
(SRS_Lin_01555, SRS_Lin_01503)

[SWS_Lin_00025] 「The LIN driver shall send response data as provided by the LIN interface module (see [Lin_SendFrame](#)).」(SRS_Lin_01522, SRS_Lin_01503)

7.4.2.2 LIN Slave specific

Following requirements are only applicable for LIN Slave nodes.

[SWS_Lin_00272] 「The LIN driver shall be able to receive a LIN header at any time in `LIN_CH_OPERATIONAL` state. The header is composed of the break field, synch byte field, and protected identifier byte field as detailed in [16].」(SRS_Lin_01578)

[SWS_Lin_00280] 「 On LIN header reception, the LIN driver shall call the header indication callback function `LinIf_HeaderIndication` with `PduPtr->Pid` set to the received PID value and `PduPtr->SduPtr` set to the (hardware or shadow) buffer of the LIN driver, to which the slave response shall be written by the upper layer. 」()

Note: If the LIN hardware unit provides the ID (frame identifier without parity bits) instead of the PID, the LIN driver is responsible to calculate the PID from the ID to comply with the callback interface.

[SWS_Lin_00271] ⌈ If the LIN hardware unit cannot detect invalid PIDs, the LIN driver shall not evaluate the PID value (i.e. it shall not verify parity bits in software). The LIN driver shall provide the PID *as-received* to the LIN interface module. ⌋()

[SWS_Lin_00281] ⌈ While waiting for a new LIN header, the LIN driver shall call the error indication callback function `LinIf_LinErrorIndication` with error parameter `LIN_ERR_HEADER` when it detects bus events that do not comply to a valid LIN header (e.g incomplete LIN header). ⌋()

[SWS_Lin_00273] ⌈ The LIN driver shall be able to send, receive or ignore a LIN response. ⌋(SRS_Lin_01578)

[SWS_Lin_00282] ⌈ After the call of `LinIf_HeaderIndication` when the return value is `E_OK`, the LIN driver shall evaluate the `PduPtr->Drc` to determine the type of LIN response. ⌋()

[SWS_Lin_00284] ⌈ If the LIN response is going to be received (`LIN_FRAMERESPONSE_RX`), the LIN driver shall evaluate the `Cs` and `DI` members in parameter `PduPtr` (after the call of `LinIf_HeaderIndication` with return value `E_OK`) to configure the LIN response reception. ⌋()

[SWS_Lin_00274] ⌈ After successful reception of a LIN response, the LIN driver shall directly make the received data available to the LIN interface module by calling the Rx indication callback function `LinIf_RxIndication` with the `Lin_SduPtr` parameter set to the reception data. ⌋(SRS_Lin_01555, SRS_Lin_01503)

[SWS_Lin_00283] ⌈ If the LIN response is going to be transmitted (`LIN_FRAMERESPONSE_TX`), the LIN driver shall evaluate the `Cs`, `DI` and `SduPtr` members in parameter `PduPtr` (after the call of `LinIf_HeaderIndication` with return value `E_OK`) to setup and transmit the LIN response. ⌋(SRS_Lin_01503, SRS_Lin_01522)

[SWS_Lin_00286] ⌈ If the return value of `LinIf_HeaderIndication` is `E_NOT_OK` or the returned `PduPtr->Drc` is `LIN_FRAMERESPONSE_IGNORE`, the LIN driver shall ignore the response. ⌋()

[SWS_Lin_00275] ⌈ After successful transmission of a LIN response, the transmission shall be directly confirmed to the LIN Interface module by calling the Tx confirmation callback function `LinIf_TxConfirmation`. ⌋(`SRS_Lin_01555`)

[SWS_Lin_00276] ⌈The LIN driver shall not report any events to the LIN interface module if the LIN response is ignored until the reception of a new LIN header. ⌋()

[SWS_Lin_00277] ⌈The LIN driver shall detect communication errors during response transmission and response reception. Once an error is detected, the current frame handling shall be aborted and the error indication callback function `LinIf_LinErrorIndication` shall be called. ⌋()

[SWS_Lin_00285] ⌈ The handling of each relevant (i.e. not ignored) LIN response must be completed by a call to either `LinIf_RxIndication`, `LinIf_TxConfirmation` or `LinIf_LinErrorIndication`, latest before a new LIN header reception is indicated by a call of `Lin_HeaderIndication`. ⌋()

7.4.2.3 Common

[SWS_Lin_00019] ⌈The LIN driver shall be able to calculate either a ‘classic’ or an ‘enhanced’ checksum depending upon the checksum model for the current LIN PDU. ⌋()

[SWS_Lin_00026] ⌈If the LIN hardware unit cannot queue the bytes for transmission or reception (e.g. simple UART implementation), the LIN driver shall provide a temporary communication buffer. ⌋()

[SWS_Lin_00027] ⌈The LIN driver shall initiate transmission without blocking, including the check of the next byte transmission only upon successful reception of the previous one (receive-back). ⌋()

[SWS_Lin_00028] ⌈The LIN driver shall receive data without blocking. ⌋()

7.4.3 Data Consistency

7.4.3.1 Transmit Data Consistency:

[SWS_Lin_00053] 「The LIN driver shall directly copy the data from the upper layer buffers. 」(SRS_Lin_01522, SRS_Lin_01526)

[SWS_Lin_00210] 「For LIN Master nodes, the upper layer of the LIN Driver has to keep the buffer data consistent until return of function call.
For LIN Slave nodes, the upper layer of the LIN Driver has to keep the buffer data consistent until end of response transmission. 」()

7.4.3.2 Receive Data Consistency:

Following is applicable for LIN master and LIN slave nodes:

For the LIN response reception the bytes of the SDU buffer shall be allocated in increasingly consecutive address order. The LIN frame data length information defines the minimum SDU buffer length.

[SWS_Lin_00060] 「The complete LIN frame receive processing (including copying to destination layer) can be implemented in an ISR. The received data shall be consistent until either next LIN frame has been received successfully or LIN channel state has changed. 」(SRS_Lin_01522)

As long as it is guaranteed that neither the ISRs nor Lin_GetStatus (Master only) can be interrupted by itself, the LIN hardware (or shadow) buffer is always consistent, because it is written and read in sequence in exactly one function that is never interrupted by itself.

7.4.3.2.1 Receive data consistency (Master only)

[SWS_Lin_00211] 「The complete LIN frame receive processing (including copying to destination layer) can be implemented in the Lin_GetStatus function. The received data shall be consistent until either next LIN frame has been received successfully or LIN channel state has changed. 」()

7.4.4 Data byte mapping

[SWS_Lin_00096] 「Data mapping between memory and the LIN frame is defined in a way that the array element 0 is containing the LSB (the data byte to send/receive first) and the array element (n-1) is containing the MSB (the data byte to send/receive last). 」()

7.5 Sleep and wake-up functionality

7.5.1 Background & Rationale

Following is applicable for LIN master nodes only:

The LIN Master node can be awakened either by a wake-up signal generated by one of the slaves, or by a request from the higher layer (LIN interface) (see [SWS_Lin_00209](#)). The LIN interface controls the message schedule table and so must be able to instruct the LIN driver to put the hardware unit to sleep, or to wake it up (see SWS_LinIf_00296, SWS_LinIf_00488).

For this purpose, the LIN driver provides functions to put the LIN channel into its LIN_CH_SLEEP state (see [Lin_GoToSleep](#)/[Lin_GoToSleepInternal](#)).

Following is applicable for LIN slave nodes only:

The LIN slave can be awakened either by a wake-up signal generated by the master node or any other slave node on the same channel, or by a request from the higher layer (LIN interface) (see [SWS_Lin_00209](#)).

The LIN Interface detects the conditions to enter sleep mode and instructs the LIN driver to put the hardware unit to sleep, or to wake it up (see SWS_LinIf_00296, SWS_LinIf_00488).

For this purpose, the LIN driver provides a function to put the LIN channel into its LIN_CH_SLEEP state (see [Lin_GoToSleepInternal](#)). Because the slave node cannot transmit a go-to-sleep-command, the function [Lin_GoToSleep](#) is not applicable for slave nodes.

Following is applicable for LIN master and LIN slave nodes:

Upon sleep or wake-up the master must communicate the status change with the rest of the network.

7.5.2 Requirements

[SWS_Lin_00032] «When the LIN channel enters sleep mode, it shall perform the transition to low-power mode of the LIN hardware unit (if available) (see [Lin_GoToSleep](#)/[Lin_GoToSleepInternal](#)).» (SRS_Lin_01524)

[SWS_Lin_00033] «Each LIN channel shall be able to accept a sleep request independently of the other channel states (see [Lin_GoToSleep](#)/[Lin_GoToSleepInternal](#)).» (SRS_Lin_01560, SRS_Lin_01566)

[SWS_Lin_00037] 「When a LIN channel is in LIN_CH_SLEEP state and wake-up detection is supported by configuration parameter LinChannelWakeupSupport, the LIN hardware unit shall monitor the bus for a wake-up request on that channel. 」()

[SWS_Lin_00043] 「Lin_Wakeup: If the LIN driver receives a wake-up request from the LIN interface, the requested channel shall send a wake-up pulse to the LIN bus. (see [Lin_Wakeup](#)) 」()

[SWS_Lin_00262] 「Lin_WakeupInternal: If the LIN driver receives an internal wake-up request from the LIN interface, the requested channel shall send no wake-up pulse to the LIN bus. (see [Lin_WakeupInternal](#)) 」()

For LIN Master nodes, the function [Lin_GetStatus](#) returns the current state of a given LIN channel.

7.6 Error classification

The error classification depends on the time of error occurrence according to product life cycle:

- Development Errors
Those errors shall be detected and fixed during development phase. In most cases, those errors are software errors. The detection of errors that shall only occur during development can be switched off for production code (by static configuration namely pre-processor switches).
- Production Errors
Those errors are hardware errors and software exceptions that cannot be avoided and are also expected to occur in production code.

[SWS_Lin_00048] 「The following errors and exceptions shall be detectable by the LIN driver depending on its build version (development/production mode) 」 (SRS_BSW_00323, SRS_BSW_00327, SRS_BSW_00337, SRS_BSW_00385)

Type or error	Relevance	Related error code	Value [hex]
API service used without module initialization	Default	LIN_E_UNINIT	0x00
API service used with an invalid or inactive channel parameter	Default	LIN_E_INVALID_CHANNEL	0x02
API service called with invalid configuration pointer	Default	LIN_E_INVALID_POINTER	0x03
Invalid state transition for the current state	Default	LIN_E_STATE_TRANSITION	0x04
API service called with a NULL pointer	Default	LIN_E_PARAM_POINTER	0x05

Timeout caused by hardware error	Production / Default	LIN_E_TIMEOUT	Assigned by DEM
----------------------------------	----------------------	---------------	-----------------

7.6.1 Development Errors

This chapter shall list all Development Errors that can be detected within this software module. For each error, a value shall be defined.

[SWS_Lin_00213] 「 The LIN Driver module shall report the development error "LIN_E_STATE_TRANSITION (0x04)", when Invalid state transition occurs from the current state. 」()

[SWS_Lin_00215] 「 The LIN Driver module shall report the development error "LIN_E_INVALID_CHANNEL (0x02)", when API Service used with an invalid or inactive channel parameter. 」()

[SWS_Lin_00216] 「 The LIN Driver module shall report the development error "LIN_E_INVALID_POINTER (0x03)", when API Service is called with invalid configuration pointer. 」()

[SWS_Lin_00249] 「 The LIN Driver module shall report the development error "LIN_E_PARAM_POINTER (0x05)", when API Service is called with a NULL pointer. In case of this error, the API service shall return immediately without any further action, beside reporting this development error. 」()

[SWS_Lin_00218] 「 The LIN Driver module shall report the production or development error "LIN_E_TIMEOUT (value assigned by DEM)", when Timeout caused by hardware error. 」()

7.6.2 Runtime Errors

There are no runtime errors.

7.6.3 Transient Faults

There are no transient faults.

7.6.4 Production Errors

7.6.4.1 LIN_E_TIMEOUT

[SWS_Lin_00290] ⌈

Error Name:	LIN_E_TIMEOUT	
Short Description:	This error is reported when time out caused by hardware error occurs.	
Long Description:	If a change to the LIN hardware control registers results in the need to wait for a status change, this shall be protected by a configurable time out mechanism. If such a time out is detected the LIN_E_TIMEOUT error shall be raised. This situation should only arise in the event of a LIN hardware unit fault and should be communicated to the rest of the system.	
Recommended DTC:	-	
Detection Criteria:	Fail	A LIN hardware control register has changed and the configured time (see LinTimeoutDuration) has elapsed without a status change of the LIN Hardware.
	Pass	A LIN hardware control register has changed and the status change is done within the configured time (see LinTimeoutDuration).
Secondary Parameters:	The LIN_E_TIMEOUT is only used (Fail/Pass detection is active) if a change in the LIN hardware control registers does not immediately result in a status change, but it needs some time and time is measureable. For such hardware, it means, the timeout mechanism is started whenever the LIN hardware register is changed. The timeout mechanism is stopped and reset, when the status change is successfully done (Pass detection) or the configured time (see LinTimeoutDuration) has elapsed (Fail detection).	
Time Required:	1s	
Monitor Frequency:	once-per-trip	
MIL illumination:	-	

⌋()

7.6.5 Extended Production Errors

There are no extended production errors.

7.7 Error detection

[SWS_Lin_00097] ⌈ If a change to the LIN hardware control registers results in the need to wait for a status change, this shall be protected by a configurable time out mechanism ([LinTimeoutDuration](#)). If such a time out is detected the LIN_E_TIMEOUT error shall be raised to the [DET](#) or [DEM](#). This situation should only arise in the event of a LIN hardware unit fault, and should be communicated to the rest of the system. ⌋()

A LIN_E_TIMEOUT will affect the complete LIN stack in a way that the LIN driver must be re-initialized or the LIN functionality must be switched off.

7.8 Error notification

[SWS_Lin_00058] 「 The only production error that can be reported by the LIN driver is the LIN_E_TIMEOUT error. 」()

8 API specification

8.1 Imported types

In this chapter all types included from other modules are listed:

[SWS_Lin_00226]

Module	Header File	Imported Type
ComStack_Types	ComStack_Types.h	NetworkHandleType
Dem	Rte_Dem_Type.h	Dem_EventIdType
	Rte_Dem_Type.h	Dem_EventStatusType
EcuM	EcuM.h	EcuM_WakeupSourceType
Icu	Icu.h	Icu_ChannelType
Std	Std_Types.h	Std_ReturnType
	Std_Types.h	Std_VersionInfoType

()

8.2 Type definitions

[SWS_Lin_00245] «The content of `Lin_GeneralTypes.h` shall be protected by a `LIN_GENERAL_TYPES` define.»()

[SWS_Lin_00246] «If different LIN drivers are used, only one instance of this file has to be included in the source tree. For implementation all `Lin_GeneralTypes.h` related types in the documents mentioned before shall be considered.»()

8.2.1 Lin_ConfigType

[SWS_Lin_00227]

Name	Lin_ConfigType	
Kind	Structure	
Elements	Hardware and Implementation dependent structure	
	Type	--
	Comment	The contents of the initialization data structure are LIN hardware

		specific
Description	This is the type of the external data structure containing the overall initialization data for the LIN driver and the SFR settings affecting the LIN channels. A pointer to such a structure is provided to the LIN driver initialization routine for configuration of the driver, LIN hardware unit and LIN hardware channels.	
Available via	Lin.h	

]()

8.2.2 Lin_FramePidType

[SWS_Lin_00228]

Name	Lin_FramePidType		
Kind	Type		
Derived from	uint8		
Range	0...0xFE	--	The LIN identifier (0...0x3F) together with its two parity bits.
Description	Represents all valid protected identifier used by Lin_SendFrame().		
Available via	Lin_GeneralTypes.h		

]()

8.2.3 Lin_FrameCsModelType

[SWS_Lin_00229]

Name	Lin_FrameCsModelType		
Kind	Enumeration		
Range	LIN_ENHANCED_CS	--	Enhanced checksum model
	LIN_CLASSIC_CS	--	Classic checksum model
Description	This type is used to specify the Checksum model to be used for the LIN Frame.		
Available via	Lin_GeneralTypes.h		

]()

8.2.4 Lin_FrameResponseType

[SWS_Lin_00230]

Name	Lin_FrameResponseType		
Kind	Enumeration		
Range	LIN_FRAMERESPONSE_TX	--	Response is generated from this node
	LIN_FRAMERESPONSE_RX	--	Response is generated from another node and is relevant for this node.
	LIN_FRAMERESPONSE_IGNORE	--	Response is generated from another node and is irrelevant for this node
Description	This type is used to specify whether the frame processor is required to transmit the response part of the LIN frame.		
Available via	Lin_GeneralTypes.h		

l()

Note: For LIN master nodes, the mapping to the previous definition is as follows:

LIN_MASTER_RESPONSE <-> LIN_FRAMERESPONSE_TX

LIN_SLAVE_RESPONSE <-> LIN_FRAMERESPONSE_RX

LIN_SLAVE_TO_SLAVE <-> LIN_FRAMERESPONSE_IGNORE

8.2.5 Lin_FrameDType

[SWS_Lin_00231]

Name	Lin_FrameDType		
Kind	Type		
Derived from	uint8		
Range	1...8	--	Data length of a LIN Frame
Description	This type is used to specify the number of SDU data bytes to copy.		
Available via	Lin_GeneralTypes.h		

l()

8.2.6 Lin_PduType

[SWS_Lin_00232]

Name	Lin_PduType		
Kind	Structure		
Elements	Pid		

	Type	Lin_FramePidType
	Comment	--
	Cs	
	Type	Lin_FrameCsModelType
	Comment	--
	Drc	
	Type	Lin_FrameResponseType
	Comment	--
	DI	
	Type	Lin_FrameDIType
	Comment	--
	SduPtr	
	Type	uint8*
	Comment	--
Description	This Type is used to provide PID, checksum model, data length and SDU pointer from the LIN Interface to the LIN driver.	
Available via	Lin_GeneralTypes.h	

l()

Description for each element of Lin_PduType is given in:

- Section 8.2.2 for Lin_FramePidType
- Section 8.2.3 for Lin_FrameCsModelType
- Section 8.2.4 for Lin_FrameResponseType
- Section 8.2.5 for Lin_FrameDIType

8.2.7 Lin_StatusType

[SWS_Lin_00233]

Name	Lin_StatusType		
Kind	Enumeration		
Range	LIN_NOT_OK	--	LIN frame operation return value. Development or production error occurred
	LIN_TX_OK	--	LIN frame operation return value. Successful transmission.
	LIN_TX_BUSY	--	LIN frame operation return value. Ongoing transmission

			(Header or Response).
	LIN_TX_HEADER_ERROR	--	<p>LIN frame operation return value. Erroneous header transmission such as:</p> <ul style="list-style-type: none"> • Mismatch between sent and read back data • Identifier parity error or • Physical bus error
	LIN_TX_ERROR	--	<p>LIN frame operation return value. Erroneous response transmission such as:</p> <ul style="list-style-type: none"> • Mismatch between sent and read back data • Physical bus error
	LIN_RX_OK	--	LIN frame operation return value. Reception of correct response.
	LIN_RX_BUSY	--	LIN frame operation return value. Ongoing reception: at least one response byte has been received, but the checksum byte has not been received.
	LIN_RX_ERROR	--	<p>LIN frame operation return value. Erroneous response reception such as:</p> <ul style="list-style-type: none"> • Framing error • Overrun error • Checksum error or • Short response
	LIN_RX_NO_RESPONSE	--	LIN frame operation return value. No response byte has been received so far.
	LIN_OPERATIONAL	--	LIN channel state return value. Normal operation; the related LIN channel is ready to transmit next header. No data from previous frame available (e.g. after initialization)
	LIN_CH_SLEEP	--	LIN channel state return value. Sleep state operation; in this state wake-up detection from slave nodes is enabled.
Description	LIN operation states for a LIN channel or frame, as returned by the API service Lin_GetStatus().		
Available via	Lin_GeneralTypes.h		

]()

8.2.8 Lin_SlaveErrorType

[SWS_Lin_91140]

Name	Lin_SlaveErrorType		
Kind	Enumeration		
Range	LIN_ERR_HEADER	--	Error in header
	LIN_ERR_RESP_STOPBIT	--	Framing error in response
	LIN_ERR_RESP_CHKSUM	--	Checksum error
	LIN_ERR_RESP_DATABIT	--	Monitoring error of transmitted data bit in response
	LIN_ERR_NO_RESP	--	No response
	LIN_ERR_INC_RESP	--	Incomplete response
Description	This type represents the slave error types that are detected during header reception and response transmission / reception.		
Available via	Lin_GeneralTypes.h		

l()

8.3 Function definitions

This is a list of functions provided for upper layer modules.

8.3.1 Services affecting the complete LIN hardware unit

8.3.1.1 Lin_Init

[SWS_Lin_00006][

Service Name	Lin_Init	
Syntax	<pre>void Lin_Init (const Lin_ConfigType* Config)</pre>	
Service ID [hex]	0x00	
Sync/Async	Synchronous	
Reentrancy	Non Reentrant	
Parameters (in)	Config	Pointer to LIN driver configuration set.
Parameters (inout)	None	
Parameters (out)	None	

Return value	None
Description	Initializes the LIN module.
Available via	Lin.h

](SRS_BSW_00406, SRS_BSW_00101)

[SWS_Lin_00084] 「The function Lin_Init shall initialize the Lin module (i.e. static variables, including flags and LIN HW Unit global hardware settings), as well as the LIN channels. 」()

Different sets of static configuration may have been configured.

[SWS_Lin_00150] 「The function Lin_Init shall initialize the module according to the configuration set pointed to by the parameter Config.」()

[SWS_Lin_00008] 「The function Lin_Init shall invoke initializations for relevant hardware register settings common to all channels available on the LIN hardware unit.」(SRS_Lin_01556)

[SWS_Lin_00190] 「The function Lin_Init shall also invoke initializations for LIN channel specific settings.」(SRS_Lin_01556)

[SWS_Lin_00106] 「The Lin module's environment shall not call any function of the Lin module before having called Lin_Init except Lin_GetVersionInfo.」()

[SWS_Lin_00099] 「If development error detection for the Lin module is enabled: the function Lin_Init shall check the parameter Config for being within the allowed range. If Config is not in the allowed range, the function Lin_Init shall raise the development error LIN_E_INVALID_POINTER.」()

[SWS_Lin_00105] 「If development error detection for the Lin module is enabled: the function Lin_Init shall check the Lin driver for being in the state LIN_UNINIT. If the Lin driver is not in the state LIN_UNINIT, the function Lin_Init shall raise the development error LIN_E_STATE_TRANSITION.」()

8.3.1.2 Lin_CheckWakeup

[SWS_Lin_00160]「

Service Name	Lin_CheckWakeup
Syntax	Std_ReturnType Lin_CheckWakeup (

	uint8 Channel)	
Service ID [hex]	0x0a	
Sync/Async	Synchronous	
Reentrancy	Non Reentrant	
Parameters (in)	Channel	LIN channel to be addressed
Parameters (inout)	None	
Parameters (out)	None	
Return value	Std_Return-Type	E_OK: No error has occurred during execution of the API E_NOT_OK: An error has occurred during execution of the API
Description	This function checks if a wakeup has occurred on the addressed LIN channel.	
Available via	Lin.h	

⌋()

There are two methods in which wake up detection shall happen, one is from LIN controller hardware [Micro peripheral device] and/or another from LinTranceiver.

After a wake up caused by LIN bus Transceiver the function Lin_CheckWakeup will be called by the LIN Interface module to identify the corresponding LIN channel (e.g. in case of multiple transceivers are physically connected to one MCU wake up pin) (see SWS_LinIf_00503). In this case, LIN Driver only plays a role on validation of this wake up signal.

[SWS_Lin_00098] ⌈The function Lin_CheckWakeup shall evaluate the wakeup on the addressed LIN channel. When a wake-up event on the addressed LIN channel (e.g. RxD pin has constant low level) is detected, the function Lin_CheckWakeup shall notify the ECU State Manager module immediately via the EcuM_SetWakeupEvent and the Lin Interface module via LinIf_WakeupConfirmation callback function.⌋(SRS_BSW_00375, SRS_Lin_01563)

[SWS_Lin_00251] ⌈If development error detection for the LIN module is enabled: if the channel parameter is invalid, the function Lin_CheckWakeup shall raise the development error LIN_E_INVALID_CHANNEL otherwise (if DET is disabled) return E_NOT_OK.⌋()

[SWS_Lin_00107] ⌈If development error detection for the LIN module is enabled: if the function Lin_CheckWakeup is called before the LIN module was initialized, the function Lin_CheckWakeup shall raise the development error LIN_E_UNINIT.⌋()

8.3.1.3 Lin_GetVersionInfo

[SWS_Lin_00161]

Service Name	Lin_GetVersionInfo	
Syntax	<pre>void Lin_GetVersionInfo (Std_VersionInfoType* versioninfo)</pre>	
Service ID [hex]	0x01	
Sync/Async	Synchronous	
Reentrancy	Reentrant	
Parameters (in)	None	
Parameters (inout)	None	
Parameters (out)	versioninfo	Pointer to where is stored the version information of this module.
Return value	None	
Description	Returns the version information of this module.	
Available via	Lin.h	

()

[SWS_Lin_00001] The function Lin_GetVersionInfo shall return the version information of the LIN module. The version information includes:

- Two bytes for the vendor ID
- Two byte for the module ID
- Three bytes version number The numbering shall be vendor specific; it consists of:
 - The major, the minor and the patch version number of the module.
 - The AUTOSAR specification version number shall not be included. The AUTOSAR specification version number is checked during compile time and therefore not required in this API.

[SWS_Lin_00248] If development error detection for the LIN module is enabled: If the parameter versioninfo is a NULL pointer, the function Lin_GetVersionInfo shall raise the error LIN_E_PARAM_POINTER.

8.3.2 Services affecting a single LIN channel

8.3.2.1 Lin_SendFrame

Note: This service is only applicable for LIN master node (available only if the ECU has any LIN master channel).

[SWS_Lin_00191]

Service Name	Lin_SendFrame	
Syntax	<pre>Std_ReturnType Lin_SendFrame (uint8 Channel, const Lin_PduType* PduInfoPtr)</pre>	
Service ID [hex]	0x04	
Sync/Async	Asynchronous	
Reentrancy	Non Reentrant	
Parameters (in)	Channel	LIN channel to be addressed
	PduInfoPtr	Pointer to PDU containing the PID, checksum model, response type, DI and SDU data pointer
Parameters (inout)	None	
Parameters (out)	None	
Return value	Std_Return-Type	E_OK: Send command has been accepted. E_NOT_OK: Send command has not been accepted, development or production error occurred.
Description	Sends a LIN header and a LIN response, if necessary. The direction of the frame response (master response, slave response, slave-to-slave communication) is provided by the PduInfoPtr. Only used for LIN master nodes.	
Available via	Lin.h	

]()

[SWS_Lin_00192] The function Lin_SendFrame shall send the header part (Break Field, Synch Byte Field and PID Field) and, depending on the direction of the frame response, a complete LIN response part of a LIN frame on the addressed LIN channel.>()

[SWS_Lin_00193] ⌈In case of receiving data the LIN Interface has to wait for the corresponding response part of the LIN frame by polling with the function `Lin_GetStatus()` after using the function `Lin_SendFrame().`⌋()

[SWS_Lin_00194] ⌈The Lin module's environment shall only call `Lin_SendFrame` on a channel which is in state `LIN_CH_OPERATIONAL` or in one of the sub-states of `LIN_CH_OPERATIONAL.`⌋()

[SWS_Lin_00239] ⌈In case of errors during header transmission, it is up to the implementer how to handle these errors (stop/continue transmission) and to decide if the corresponding response is valid or not. ⌋()

[SWS_Lin_00240] ⌈In case of response transmission errors, the ISO 17987 specifications describe within the frame processor state machine how to handle such errors. It is stated that a mismatch between sent and readback data shall be detected not later than after the completion of the byte field containing the mismatch. Furthermore, ISO 17987 specifications specify that the transmission shall be aborted. ⌋()

[SWS_Lin_00195] ⌈If development error detection for the LIN module is enabled: if the function `Lin_SendFrame` is called before the LIN module was initialized, the function `Lin_SendFrame` shall raise the development error `LIN_E_UNINIT` otherwise (if DET is disabled) return `E_NOT_OK.`⌋()

[SWS_Lin_00197] ⌈If development error detection for the LIN module is enabled: if the channel parameter is invalid, the function `Lin_SendFrame` shall raise the development error `LIN_E_INVALID_CHANNEL` otherwise (if DET is disabled) return `E_NOT_OK.`⌋()

[SWS_Lin_00198] ⌈If development error detection for the LIN module is enabled: the function `Lin_SendFrame` shall check the parameter `PduInfoPtr` for not being a NULL pointer. If `PduInfoPtr` is a NULL pointer, the function `Lin_SendFrame` shall raise the development error `LIN_E_PARAM_POINTER` otherwise (if DET is disabled) return `E_NOT_OK.`⌋()

[SWS_Lin_00199] ⌈If development error detection for the LIN module is enabled: if the LIN channel state-machine is in the state `LIN_CH_SLEEP`, the function `Lin_SendFrame` shall raise the development error `LIN_E_STATE_TRANSITION` otherwise (if DET is disabled) return `E_NOT_OK.`⌋()

[SWS_Lin_00287] 「The function Lin_SendFrame is only available if the Lin module is configured as LIN master node on at least one channel. In a pure LIN slave configuration, this function is not available. This depends on the configuration parameters LinNodeType. 」()

8.3.2.2 Lin_GoToSleep

Note: This service is only applicable for LIN master node (available only if the ECU has any LIN master channel).

[SWS_Lin_00166]

Service Name	Lin_GoToSleep	
Syntax	<pre>Std_ReturnType Lin_GoToSleep (uint8 Channel)</pre>	
Service ID [hex]	0x06	
Sync/Async	Asynchronous	
Reentrancy	Non Reentrant	
Parameters (in)	Channel	LIN channel to be addressed
Parameters (inout)	None	
Parameters (out)	None	
Return value	Std_ReturnType	E_OK: Sleep command has been accepted E_NOT_OK: Sleep command has not been accepted, development or production error occurred
Description	The service instructs the driver to transmit a go-to-sleep-command on the addressed LIN channel. Only used for LIN master nodes.	
Available via	Lin.h	

」()

[SWS_Lin_00089] 「The function Lin_GoToSleep shall send a go-to-sleep-command on the addressed LIN channel as defined in LIN Specification 2.1. 」()

[SWS_Lin_00266]「 The function Lin_GoToSleep shall set the channel state to LIN_CH_SLEEP_PENDING, even in case of an erroneous transmission of the go-to-sleep-command. 」(SRS_Lin_01566)

[SWS_Lin_00220] 「If wake-up detection is supported by configuration parameter LinChannelWakeupSupport , then the function Lin_GoToSleep shall enable the

wake-up detection, even in case of an erroneous transmission of the go-to-sleep-command. `()`

[SWS_Lin_00221] `⌈`The function `Lin_GoToSleep` shall optionally set the LIN hardware unit to reduced power operation mode (if supported by HW), even in case of an erroneous transmission of the go-to-sleep-command. `⌋()`

[SWS_Lin_00255] `⌈` The LIN channel shall enter the state `LIN_CH_SLEEP` the next time `Lin_GetStatus` is called, independent of the success of the transmission of the goto-sleep-command on the bus. `⌋()`

[SWS_Lin_00074] `⌈`The function `Lin_GoToSleep` shall terminate ongoing frame transmission of prior transmission requests, even if the transmission is unsuccessfully completed. `⌋()`

[SWS_Lin_00129] `⌈`If development error detection for the LIN module is enabled: if the function `Lin_GoToSleep` is called before the LIN module was initialized, the function `Lin_GoToSleep` shall raise the development error `LIN_E_UNINIT`. `⌋()`

[SWS_Lin_00131] `⌈`If development error detection for the LIN module is enabled: the function `Lin_GoToSleep` shall raise the development error `LIN_E_INVALID_CHANNEL` if the channel parameter is invalid. `⌋()`

[SWS_Lin_00288] `⌈`The function `Lin_GotoSleep` is only available if the Lin module is configured as LIN master node on at least one channel. In a pure LIN slave configuration, this function is not available. This depends on the configuration parameters `LinNodeType`. `⌋()`

8.3.2.3 Lin_GoToSleepInternal

[SWS_Lin_00167] `⌈`

Service Name	Lin_GoToSleepInternal	
Syntax	<pre>Std_ReturnType Lin_GoToSleepInternal (uint8 Channel)</pre>	
Service ID [hex]	0x09	
Sync/Async	Synchronous	
Reentrancy	Non Reentrant	
Parameters	Channel	LIN channel to be addressed

(in)		
Parameters (inout)	None	
Parameters (out)	None	
Return value	Std_ReturnType	E_OK: Command has been accepted E_NOT_OK: Command has not been accepted, development or production error occurred
Description	Sets the channel state to LIN_CH_SLEEP, enables the wake-up detection and optionally sets the LIN hardware unit to reduced power operation mode (if supported by HW).	
Available via	Lin.h	

]()

[SWS_Lin_00095] 「The function Lin_GoToSleepInternal shall set the channel state to LIN_CH_SLEEP.」()

[SWS_Lin_00222] 「The function Lin_GoToSleepInternal shall enable the wake-up.」()

[SWS_Lin_00223] 「The function Lin_GoToSleepInternal shall optionally set the LIN hardware unit to reduced power operation mode (if supported by HW).」()

[SWS_Lin_00133] 「If development error detection for the LIN module is enabled: if the function Lin_GoToSleepInternal is called before the LIN module was initialized, the function Lin_GoToSleepInternal shall raise the development error LIN_E_UNINIT.」()

[SWS_Lin_00135] 「If development error detection for the LIN module is enabled: the function Lin_GoToSleepInternal shall raise the development error LIN_E_INVALID_CHANNEL if the channel parameter is invalid.」()

8.3.2.4 Lin_Wakeup

[SWS_Lin_00169]「

Service Name	Lin_Wakeup
Syntax	Std_ReturnType Lin_Wakeup (uint8 Channel)
Service ID [hex]	0x07

Sync/Async	Asynchronous	
Reentrancy	Non Reentrant	
Parameters (in)	Channel	LIN channel to be addressed
Parameters (inout)	None	
Parameters (out)	None	
Return value	Std_ReturnType	E_OK: Wake-up request has been accepted E_NOT_OK: Wake-up request has not been accepted, development or production error occurred
Description	Generates a wake up pulse and sets the channel state to LIN_CH_OPERATIONAL.	
Available via	Lin.h	

]()

[SWS_Lin_00137] ⌈If development error detection for the LIN module is enabled: if the function Lin_Wakeup is called before the LIN module was initialized, the function Lin_Wakeup shall raise the development error LIN_E_UNINIT. ⌋()

[SWS_Lin_00139] ⌈If development error detection for the LIN module is enabled: the function Lin_Wakeup shall raise the development error LIN_E_INVALID_CHANNEL if the channel parameter is invalid or the channel is inactive. ⌋()

[SWS_Lin_00140] ⌈If development error detection for the LIN module is enabled: the function Lin_Wakeup shall raise the development error LIN_E_STATE_TRANSITION if the LIN channel state-machine is not in the state LIN_CH_SLEEP. ⌋()

Note: The Lin driver's environment shall only call Lin_Wakeup when the LIN channel is in state LIN_CH_SLEEP.

8.3.2.5 Lin_WakeupInternal

[SWS_Lin_00256]⌈

Service Name	Lin_WakeupInternal	
Syntax	Std_ReturnType Lin_WakeupInternal (uint8 Channel)	
Service ID [hex]	0x0b	
Sync/Async	Asynchronous	

Reentrancy	Non Reentrant	
Parameters (in)	Channel	LIN channel to be addressed
Parameters (inout)	None	
Parameters (out)	None	
Return value	Std_Return-Type	E_OK: Wake-up request has been accepted E_NOT_OK: Wake-up request has not been accepted, development or production error occurred
Description	Sets the channel state to LIN_CH_OPERATIONAL without generating a wake up pulse.	
Available via	Lin.h	

]()

[SWS_Lin_00257] [The function Lin_WakeupInternal sets the addressed LIN channel to state LIN_CH_OPERATIONAL without generating a wake up pulse.]()

[SWS_Lin_00258] [If development error detection for the LIN module is enabled: if the function Lin_WakeupInternal is called before the LIN module was initialized, the function Lin_WakeupInternal shall raise the development error LIN_E_UNINIT.]()

[SWS_Lin_00259] [If development error detection for the LIN module is enabled: the function Lin_WakeupInternal shall raise the development error LIN_E_INVALID_CHANNEL if the channel parameter is invalid or the channel is inactive.]()

[SWS_Lin_00260] [If development error detection for the LIN module is enabled: the function Lin_WakeupInternal shall raise the development error LIN_E_STATE_TRANSITION if the LIN channel state-machine is not in the state LIN_CH_SLEEP.]()

Note: The Lin driver's environment shall only call Lin_WakeupInternal when the LIN channel is in state LIN_CH_SLEEP.

8.3.2.6 Lin_GetStatus

Note: This service is only applicable for LIN master node (available only if the ECU has any LIN master channel).

[SWS_Lin_00168][

Service Name	Lin_GetStatus	
Syntax	<pre> Lin_StatusType Lin_GetStatus (uint8 Channel, const uint8** Lin_SduPtr) </pre>	
Service ID [hex]	0x08	
Sync/Async	Synchronous	
Reentrancy	Non Reentrant	
Parameters (in)	Channel	LIN channel to be checked
Parameters (inout)	None	
Parameters (out)	Lin_SduPtr	Pointer to pointer to a shadow buffer or memory mapped LIN Hardware receive buffer where the current SDU is stored.
Return value	Lin_Status- Type	<p>LIN_NOT_OK: Development or production error occurred</p> <p>LIN_TX_OK: Successful transmission</p> <p>LIN_TX_BUSY: Ongoing transmission (Header or Response)</p> <p>LIN_TX_HEADER_ERROR: Erroneous header transmission such as:</p> <ul style="list-style-type: none"> - Mismatch between sent and read back data - Identifier parity error or Physical bus error <p>LIN_TX_ERROR: Erroneous response transmission such as:</p> <ul style="list-style-type: none"> - Mismatch between sent and read back data - Physical bus error <p>LIN_RX_OK: Reception of correct response</p> <p>LIN_RX_BUSY: Ongoing reception: at least one response byte has been received, but the checksum byte has not been received</p> <p>LIN_RX_ERROR: Erroneous response reception such as:</p> <ul style="list-style-type: none"> - Framing error - Overrun error - Checksum error or Short response <p>LIN_RX_NO_RESPONSE: No response byte has been received so far</p> <p>LIN_OPERATIONAL: Normal operation; the related LIN channel is woken up from the LIN_CH_SLEEP and no data has been sent.</p> <p>LIN_CH_SLEEP: Sleep state operation; in this state wake-up detection from slave nodes is enabled.</p>
Description	Gets the status of the LIN driver. Only used for LIN master nodes.	
Available via	Lin.h	

]()

[SWS_Lin_00091] «The function Lin_GetStatus shall return the current transmission, reception or operation status of the LIN driver.»()

[SWS_Lin_00200] ⌈The return states LIN_TX_OK, LIN_TX_BUSY, LIN_TX_HEADER_ERROR, LIN_TX_ERROR, LIN_RX_OK, LIN_RX_BUSY, LIN_RX_ERROR, LIN_RX_NO_RESPONSE and LIN_OPERATIONAL are sub-states of the channel state LIN_CH_OPERATIONAL. ⌋()

[SWS_Lin_00092] ⌈If a SDU has been successfully received, the function Lin_GetStatus shall store the SDU in a shadow buffer or memory mapped LIN Hardware receive buffer referenced by Lin_SduPtr. The buffer will only be valid and must be read until the next [Lin_SendFrame](#) function call. ⌋()

[SWS_Lin_00238] ⌈The function Lin_GetStatus shall return LIN_TX_OK, when

- A Master Response Type frame is send and LIN header as well as LIN response of the frame are transmitted successfully or
- A Slave to Slave Response Type frame is send and the LIN header of the frame is transmitted successfully. ⌋()

[SWS_Lin_00141] ⌈If development error detection for the LIN module is enabled: if the function Lin_GetStatus is called before the LIN module was initialized, the function Lin_GetStatus shall raise the development error LIN_E_UNINIT otherwise (if DET is disabled) return LIN_NOT_OK. ⌋()

[SWS_Lin_00143] ⌈If development error detection for the LIN module is enabled: if the channel parameter is invalid or the channel is inactive, the function Lin_GetStatus shall raise the development error LIN_E_INVALID_CHANNEL otherwise (if DET is disabled) return LIN_NOT_OK. ⌋()

[SWS_Lin_00144] ⌈If development error detection for the LIN module is enabled: the function Lin_GetStatus shall check the parameter Lin_SduPtr for not being a NULL pointer. If Lin_SduPtr is a NULL pointer, the function Lin_GetStatus shall raise the development error LIN_E_PARAM_POINTER otherwise (if DET is disabled) return LIN_NOT_OK. ⌋()

[SWS_Lin_00289] ⌈The function Lin_GetStatus is only available if the Lin module is configured as LIN master node on at least one channel. In a pure LIN slave configuration, this function is not available. This depends on the configuration parameters LinNodeType. ⌋()

8.4 Call-back notifications

There are no callback functions within the LIN driver.

8.5 Scheduled functions

There are no scheduled functions within the LIN driver

8.6 Expected Interfaces

In this chapter all interfaces required from other modules are listed.

8.6.1 Mandatory Interfaces

This chapter defines all interfaces which are required to fulfill the core functionality of the module.

[SWS_Lin_00234]

API Function	Header File	Description
Dem_Set-EventStatus	Dem.h	Called by SW-Cs or BSW modules to report monitor status information to the Dem. BSW modules calling Dem_SetEventStatus can safely ignore the return value. This API will be available only if ({Dem/Dem ConfigSet/DemEventParameter/DemEventReportingType} == STANDARD_REPORTING)
EcuM_Set-WakeupEvent	EcuM.h	Sets the wakeup event.
LinIf_Wakeup-Confirmation	LinIf.h	The LIN Driver or LIN Transceiver Driver will call this function to report the wake up source after the successful wakeup detection during Check Wakeup or after power on by bus.

()

8.6.2 Optional Interfaces

This chapter defines all interfaces which are required to fulfill an optional functionality of the module.

[SWS_Lin_00235]

API Function	Header File	Description
Det_Report-Error	Det.h	Service to report development errors.
EcuM_Check-Wakeup	EcuM_Externals.h	This callout is called by the EcuM to poll a wakeup source. It shall also be called by the ISR of a wakeup source to set up the PLL and check other wakeup sources that may be connected to the same interrupt.
Icu_Disable-Notification	Icu.h	This function disables the notification of a channel.
Icu_Enable-	Icu.h	This function enables the notification on the given channel.

Notification		
LinIf_Header-Indication	LinIf.h	The LIN Driver will call this function to report a received LIN header. This function is only applicable for LIN slave nodes (available only if the ECU has any LIN slave channel).
LinIf_LinError-Indication	LinIf.h	The LIN Driver will call this function to report a detected error event during header or response processing. This function is only applicable for LIN slave nodes (available only if the ECU has any LIN slave channel).
LinIf_Rx-Indication	LinIf.h	The LIN Driver will call this function to report a successfully received response and provides the reception data to the LIN Interface. This function is only applicable for LIN slave nodes (available only if the ECU has any LIN slave channel).
LinIf_Tx-Confirmation	LinIf.h	The LIN Driver will call this function to report a successfully transmitted response. This function is only applicable for LIN slave nodes (available only if the ECU has any LIN slave channel).

⌋()

[SWS_Lin_00176] ⌈The Lin module shall invoke the callback function

EcuM_CheckWakeup from within the wake-up ISR of the corresponding LIN channel when a valid LIN wake-up pulse has been detected.⌋()

Restrictions:

A wake-up ISR can only be raised if supported by the LIN hardware. Therefore, EcuM_CheckWakeup is supported if at least for one channel wake-up is supported (see configuration parameter LinChannelWakeUpSupport).

8.6.3 Configurable interfaces

There is no configurable target for the LIN driver. The LIN driver always reports to LIN interface.

9 Sequence diagrams

Complete sequence diagrams for transmission, reception and error handling can be found in the LIN Interface Specification [8].

9.1 Receiving a LIN Frame

9.1.1 LIN Master

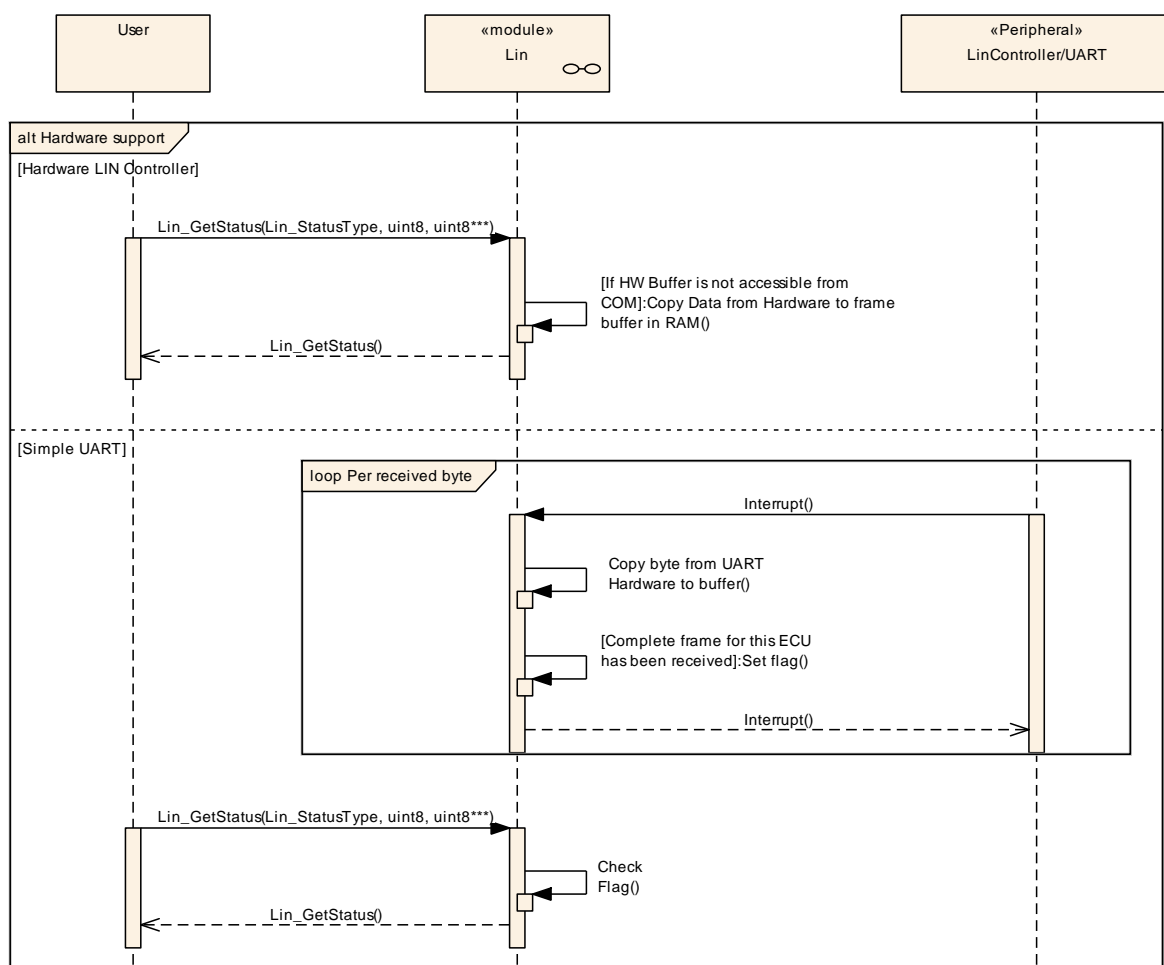


Figure 9-1: LIN Frame Receiving Sequence Chart for LIN Master

9.1.2 LIN Slave

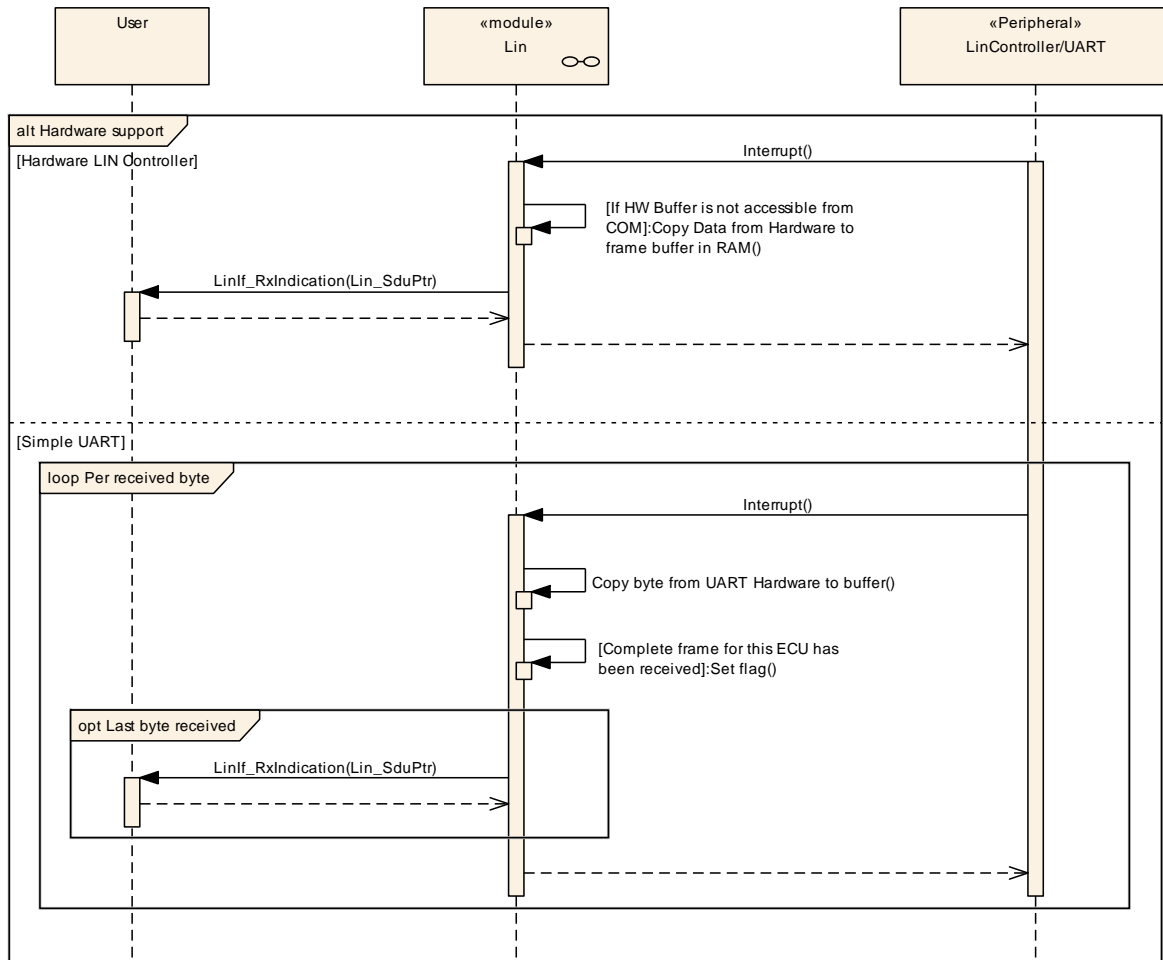


Figure 9-2: LIN Frame Receiving Sequence Chart for LIN Slave

10 Configuration specification

In general, this chapter defines configuration parameters and their clustering into containers. In order to support the specification Chapter 10.1 describes fundamentals.

Chapter 10.2 specifies the structure (containers) and the parameters of the module LIN driver.

Chapter 10.3 specifies published information of the module LIN driver.

10.1 How to read this chapter

For details refer to the chapter 10.1 “Introduction to configuration specification” in *SWS_BSWGeneral*.

10.2 Containers and configuration parameters

The following chapters summarize all configuration parameters.
The described parameters are inputs for the LIN driver configurator.

[SWS_Lin_00029] 「The code configurator of the LIN driver is LIN hardware Unit specific.」(SRS_BSW_00159)

[SWS_Lin_00039] 「Values that can be configured are hardware dependent. Therefore, the rules and constraints cannot be given in the standard. 」(SRS_BSW_00167)

[SWS_Lin_00224] 「The configuration tool is responsible to do a static configuration checking, also regarding dependencies between modules (e.g. Port driver, MCU driver etc.)」()

[SWS_Lin_00269] 「The Lin Driver module shall reject configurations with partition mappings which are not supported by the implementation.」()

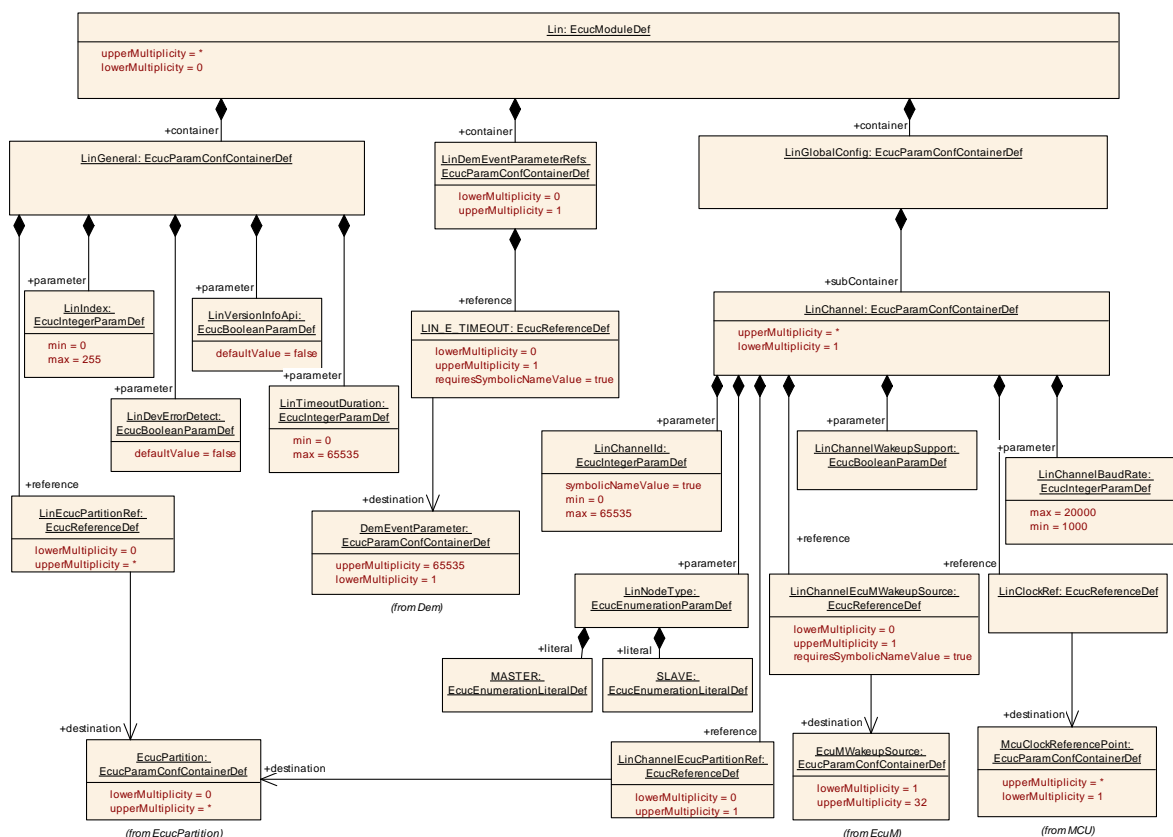


Figure 10-1: Configuration structure for the LIN driver

10.2.1 Lin

SWS Item	ECUC_Lin_00190 :
Module Name	<i>Lin</i>
Module Description	Configuration of the Lin (LIN driver) module.
Post-Build Variant Support	true
Supported Config Variants	VARIANT-POST-BUILD, VARIANT-PRE-COMPILE

Included Containers		
Container Name	Multiplicity	Scope / Dependency
LinDemEventParameterRefs	0..1	Container for the references to DemEventParameter elements which shall be invoked using the API Dem_SetEventStatus in case the corresponding error occurs. The EventId is taken from the referenced DemEventParameter's DemEventId symbolic value. The standardized errors are provided in this container and can be extended by vendor-specific error references.
LinGeneral	1	This container contains the parameters related to each LIN Driver Unit.
LinGlobalConfig	1	This container contains the global configuration parameter of the Lin driver.

10.2.2 LinGeneral

SWS Item	ECUC_Lin_00183 :
Container Name	LinGeneral
Parent Container	Lin
Description	This container contains the parameters related to each LIN Driver Unit.
Configuration Parameters	

SWS Item	ECUC_Lin_00066 :		
Name	LinDevErrorDetect		
Parent Container	LinGeneral		
Description	Switches the development error detection and notification on or off. <ul style="list-style-type: none"> true: detection and notification is enabled. false: detection and notification is disabled. 		
Multiplicity	1		
Type	EcucBooleanParamDef		
Default value	false		
Post-Build Variant Value	false		
Value Configuration Class	Pre-compile time	X	All Variants
	Link time	--	
	Post-build time	--	
Scope / Dependency	scope: local		

SWS Item	ECUC_Lin_00179 :		
Name	LinIndex		
Parent Container	LinGeneral		
Description	Specifies the InstanceId of this module instance. If only one instance is present it shall have the Id 0.		
Multiplicity	1		
Type	EcucIntegerParamDef		
Range	0 .. 255		
Default value	--		
Post-Build Variant Value	false		
Value Configuration Class	Pre-compile time	X	All Variants
	Link time	--	
	Post-build time	--	
Scope / Dependency	scope: local		

SWS Item	ECUC_Lin_00093 :		
Name	LinTimeoutDuration		
Parent Container	LinGeneral		
Description	Specifies the maximum number of loops for blocking function until a timeout is raised in short term wait loops		
Multiplicity	1		
Type	EcucIntegerParamDef		
Range	0 .. 65535		
Default value	--		
Post-Build Variant Value	false		
Value Configuration Class	Pre-compile time	X	All Variants
	Link time	--	
	Post-build time	--	
Scope / Dependency	scope: local		

SWS Item	ECUC_Lin_00067 :		
-----------------	-------------------------	--	--

Name	LinVersionInfoApi		
Parent Container	LinGeneral		
Description	Switches the Lin_GetVersionInfo function ON or OFF.		
Multiplicity	1		
Type	EcucBooleanParamDef		
Default value	false		
Post-Build Variant Value	false		
Value Configuration Class	Pre-compile time	X	All Variants
	Link time	--	
	Post-build time	--	
Scope / Dependency	scope: local		

SWS Item	ECUC Lin 00192 :		
Name	LinEcucPartitionRef		
Parent Container	LinGeneral		
Description	Maps the Lin driver to zero or multiple ECUC partitions to make the modules API available in this partition. The Lin driver will operate as an independent instance in each of the partitions.		
Multiplicity	0..*		
Type	Reference to [EcucPartition]		
Post-Build Variant Multiplicity	true		
Post-Build Variant Value	true		
Multiplicity Configuration Class	Pre-compile time	X	All Variants
	Link time	--	
	Post-build time	--	
Value Configuration Class	Pre-compile time	X	All Variants
	Link time	--	
	Post-build time	--	
Scope / Dependency	scope: ECU		

No Included Containers

[SWS_Lin_CONSTR_00270] [The module will operate as an independent instance in each of the partitions, means the called API will only target the partition it is called in.]()

10.2.3 LinChannel

SWS Item	ECUC_Lin_00069 :
Container Name	LinChannel
Parent Container	LinGlobalConfig
Description	This container contains the configuration (parameters) of the LIN Controller(s).
Configuration Parameters	

SWS Item	ECUC Lin 00180 :		
Name	LinChannelBaudRate		
Parent Container	LinChannel		
Description	Specifies the baud rate of the LIN channel		
Multiplicity	1		
Type	EcucIntegerParamDef		
Range	1000 .. 20000		

Default value	--		
Post-Build Variant Value	true		
Value Configuration Class	Pre-compile time	X	VARIANT-PRE-COMPILE
	Link time	--	
	Post-build time	X	VARIANT-POST-BUILD
Scope / Dependency	scope: local		

SWS Item	ECUC_Lin_00181 :		
Name	LinChannelId		
Parent Container	LinChannel		
Description	Identifies the LIN channel. Replaces LIN_CHANNEL_INDEX_NAME from the LIN SWS.		
Multiplicity	1		
Type	EcucIntegerParamDef (Symbolic Name generated for this parameter)		
Range	0 .. 65535		
Default value	--		
Post-Build Variant Value	false		
Value Configuration Class	Pre-compile time	X	All Variants
	Link time	--	
	Post-build time	--	
Scope / Dependency	scope: local		

SWS Item	ECUC_Lin_00182 :		
Name	LinChannelWakeupSupport		
Parent Container	LinChannel		
Description	Specifies if the LIN hardware channel supports wake up functionality		
Multiplicity	1		
Type	EcucBooleanParamDef		
Default value	--		
Post-Build Variant Value	false		
Value Configuration Class	Pre-compile time	X	All Variants
	Link time	--	
	Post-build time	--	
Scope / Dependency	scope: local		

SWS Item	ECUC_Lin_00191 :		
Name	LinNodeType		
Parent Container	LinChannel		
Description	Specifies the LIN node type of this channel.		
Multiplicity	1		
Type	EcucEnumerationParamDef		
Range	MASTER	Master node	
	SLAVE	Slave node	
Post-Build Variant Value	false		
Value Configuration Class	Pre-compile time	X	All Variants
	Link time	--	
	Post-build time	--	
Scope / Dependency	scope: local		

SWS Item	ECUC_Lin_00193 :		
Name	LinChannelEcucPartitionRef		
Parent Container	LinChannel		
Description	Maps one single Lin channel to zero or one ECUC partitions. The ECUC partition referenced is a subset of the ECUC partitions where the Lin driver		

	is mapped to.		
Multiplicity	0..1		
Type	Reference to [EcuPartition]		
Post-Build Variant Multiplicity	true		
Post-Build Variant Value	true		
Multiplicity Configuration Class	Pre-compile time	X	All Variants
	Link time	--	
	Post-build time	--	
Value Configuration Class	Pre-compile time	X	All Variants
	Link time	--	
	Post-build time	--	
Scope / Dependency	scope: ECU		

SWS Item	ECUC Lin_00185 :		
Name	LinChannelEcuMWakeupSource		
Parent Container	LinChannel		
Description	This parameter contains a reference to the Wakeup Source for this controller as defined in the ECU State Manager.		
Multiplicity	0..1		
Type	Symbolic name reference to [EcuMWakeupSource]		
Post-Build Variant Multiplicity	false		
Post-Build Variant Value	false		
Multiplicity Configuration Class	Pre-compile time	X	All Variants
	Link time	--	
	Post-build time	--	
Value Configuration Class	Pre-compile time	X	All Variants
	Link time	--	
	Post-build time	--	
Scope / Dependency	scope: local dependency: ECU State Manager Wakeup Sources		

SWS Item	ECUC Lin_00094 :		
Name	LinClockRef		
Parent Container	LinChannel		
Description	Reference to the LIN clock source configuration, which is set in the MCU driver configuration.		
Multiplicity	1		
Type	Reference to [McuClockReferencePoint]		
Post-Build Variant Value	true		
Value Configuration Class	Pre-compile time	X	VARIANT-PRE-COMPILE
	Link time	--	
	Post-build time	X	VARIANT-POST-BUILD
Scope / Dependency	scope: local dependency: LIN clock source configuration in MCU Driver		

No Included Containers

The configuration parameter LinChannelWakeupSupport can be ignored during validation of wakeup signal.

[SWS_Lin_CONSTR_00278] [The ECUC partitions referenced by LinChannelEcucPartitionRef shall be a subset of the ECUC partitions referenced by LinEcucPartitionRef.]()

[SWS_Lin_CONSTR_00291] [If LinEcucPartitionRef references one or more ECUC partitions, LinChannelEcucPartitionRef shall have a multiplicity of one and reference one of these ECUC partitions as well.]()

[SWS_Lin_CONSTR_00279] [LinChannel and LinTrcvChannel of one communication channel shall all reference the same ECUC partition.]()

10.2.4 LinGlobalConfig

SWS Item	ECUC_Lin_00184 :
Container Name	LinGlobalConfig
Parent Container	Lin
Description	This container contains the global configuration parameter of the Lin driver.
Configuration Parameters	

Included Containers			
Container Name	Multiplicity	Scope / Dependency	
LinChannel	1..*	This container contains the configuration (parameters) of the LIN Controller(s).	

10.2.5 LinDemEventParameterRefs

SWS Item	ECUC_Lin_00188 :
Container Name	LinDemEventParameterRefs
Parent Container	Lin
Description	Container for the references to DemEventParameter elements which shall be invoked using the API Dem_SetEventStatus in case the corresponding error occurs. The EventId is taken from the referenced DemEventParameter's DemEventId symbolic value. The standardized errors are provided in this container and can be extended by vendor-specific error references.
Configuration Parameters	

SWS Item	ECUC_Lin_00189 :		
Name	LIN_E_TIMEOUT		
Parent Container	LinDemEventParameterRefs		
Description	Reference to the DemEventParameter which shall be issued when the error "Timeout caused by hardware error" has occurred. If the reference is not configured the error shall be reported as DET error.		
Multiplicity	0..1		
Type	Symbolic name reference to [DemEventParameter]		
Post-Build Variant Multiplicity	false		
Post-Build Variant Value	false		
Multiplicity Configuration Class	Pre-compile time	X	All Variants
	Link time	--	

	Post-build time	--	
Value Configuration Class	Pre-compile time	X	All Variants
	Link time	--	
	Post-build time	--	
Scope / Dependency	scope: local		
No Included Containers			

10.3 Published Information

For details refer to the chapter 10.3 “Published Information” in *SWS_BSWGeneral*.

11 Not applicable requirements

[SWS_Lin_00999] 「 These requirements are not applicable to this specification. 」

(SRS_BSW_00307, SRS_BSW_00312, SRS_BSW_00325, SRS_BSW_00328, SRS_BSW_00330, SRS_BSW_00331, SRS_BSW_00336, SRS_BSW_00339, SRS_BSW_00342, SRS_BSW_00343, SRS_BSW_00353, SRS_BSW_00357, SRS_BSW_00359, SRS_BSW_00360, SRS_BSW_00361, SRS_BSW_00373, SRS_BSW_00378, SRS_BSW_00383, SRS_BSW_00395, SRS_BSW_00397, SRS_BSW_00398, SRS_BSW_00399, SRS_BSW_00400, SRS_BSW_00413, SRS_BSW_00415, SRS_BSW_00416, SRS_BSW_00417, SRS_BSW_00422, SRS_BSW_00423, SRS_BSW_00424, SRS_BSW_00425, SRS_BSW_00426, SRS_BSW_00427, SRS_BSW_00428, SRS_BSW_00429, SRS_BSW_00432, SRS_BSW_00433, SRS_BSW_00005, SRS_BSW_00007, SRS_BSW_00162, SRS_BSW_00168, SRS_Lin_01551, SRS_Lin_01568, SRS_Lin_01569, SRS_Lin_01570, SRS_Lin_01564, SRS_Lin_01546, SRS_Lin_01561, SRS_Lin_01549, SRS_Lin_01571, SRS_Lin_01514, SRS_Lin_01515, SRS_Lin_01502, SRS_Lin_01558, SRS_Lin_01523, SRS_Lin_01540, SRS_Lin_01545, SRS_Lin_01534, SRS_Lin_01574, SRS_Lin_01539, SRS_Lin_01544, SRS_Lin_01590, SRS_Lin_01594, SRS_Lin_01595, SRS_Lin_01596, SRS_Lin_01597)