

Document Title	Specification of PDU Router
Document Owner	AUTOSAR
Document Responsibility	AUTOSAR
Document Identification No	35
Document Status	published
Part of AUTOSAR Standard	Classic Platform
Part of Standard Release	R19-11

Document Change History			
Date	Release	Changed by	Change Description
2019-11-28	R19-11	AUTOSAR Release Management	<ul style="list-style-type: none"> • Add Multicore Distribution • Change SWS_PduR_00783 to process overlength PDUs • Add additional parameters in the PduRBswModules container • Changed Document Status from Final to published
2018-10-31	4.4.0	AUTOSAR Release Management	<ul style="list-style-type: none"> • Removal of obsolete elements • Remove dummy implementations for CancelTransmit APIs • minor corrections / clarifications / editorial changes; For details please refer to the ChangeDocumentation

Document Change History			
Date	Release	Changed by	Change Description
2017-12-08	4.3.1	AUTOSAR Release Management	<ul style="list-style-type: none"> • API parameter RetryInfoType* retry has become pointer to const in PduR_<User:LoTp>CopyTxData • The ChangeParameter API has been rendered obsolete • DET Runtime Errors PDUR_E_TP_TX_REQ_REJECTED and PDUR_E_PDU_INSTANCES_LOST introduced • Det_ReportRuntimeError has become a Mandatory Interface and inclusion of DET is not optional anymore • Clarification of the disabled APIs and their behavior if PduR_DisableRouting called • Corrections in description of PduRDestTxBufferRef and PduRTxBuffer • Editorial changes
2016-11-30	4.3.0	AUTOSAR Release Management	<ul style="list-style-type: none"> • Reliable TxConfirmation • Addressing in Upper Layers using MetaData • Clarification on unknown message length handling for the TP gateway • Added support for n:1 routing • Added support for FIFO for TP messages • Removed module specific dependencies when calling DET

Document Change History			
Date	Release	Changed by	Change Description
2015-07-31	4.2.2	AUTOSAR Release Management	<ul style="list-style-type: none"> • Added support of TriggerTransmit for dynamic length PDUs • Clarification on output parameter 'availableDataPtr' of PduR_<User:LoTp>CopyTxData • Clarification for releasing of buffer on return of E_NOT_OK from <DstLoTp_Transmit> API • Clarified behavior for disabled TxPduld of upper layer • Clarified Routing PDUs between local modules • Cleanup of references to former SoAd API • DET Renaming and Extension Incorporation • LdCom asupper module • Clarification for releasing of buffer on return of E_NOT_OK from <DstLoTp_Transmit> API
2014-10-31	4.2.1	AUTOSAR Release Management	<ul style="list-style-type: none"> • Support multi-frame TP fanout • CAN-FD and SecOC Concept incorporation • Improved Cancel Transmission handling in case of gatewaying • Editorial changes
2014-03-31	4.1.3	AUTOSAR Release Management	<ul style="list-style-type: none"> • Clarified handling of routing on-the-fly for unreached TP threshold • Clarify behaviour for TriggerTransmit data provision depending on used buffering strategy • Introduced DET when <DstLo>_Transmit fails • Harmonize descriptions of identical API functions

Document Change History			
Date	Release	Changed by	Change Description
2013-10-31	4.1.2	AUTOSAR Release Management	<ul style="list-style-type: none"> Revised list of optional interfaces Deleted handling of misconfigured PDUs during run-time. Deleted NotifyResultType Added error handling after destination abort in case of gatewaying. Editorial changes Removed chapter(s) on change documentation
2013-03-15	4.1.1	AUTOSAR Administration	<ul style="list-style-type: none"> Added support for extended PDUs as part of the heavy duty vehicle support Removed minimum routing feature Improved multicast behavior Post-build loadable support
2011-12-22	4.0.3	AUTOSAR Administration	<ul style="list-style-type: none"> clarifications regarding non-TP PDU routing new feature: non-TP PDU routing independent of the Pdu length FIFO handling for non-TP PDU routing clarified / improved Service ID's for generic services introduced clarification regarding multicast routing of TP-PDU's DEM error reporting removed
2010-09-30	3.1.5	AUTOSAR Administration	<ul style="list-style-type: none"> Introduced new version check Added Std_ReturnType to PduR_<Lo>TriggerTransmit Added functionality of PduR_<LoTp>CopyTxData when TsSduLength is zero

Document Change History			
Date	Release	Changed by	Change Description
2010-02-02	3.1.4	AUTOSAR Administration	<ul style="list-style-type: none"> • The PDU Router module is made generic to allow any combination of busses, TPs and upper modules. The upper and lower modules are modeled generic and handled by the configuration. • The Transport Protocol API has been redesigned. Compatibility between TP in AR3.x and AR4.0 is described. • Cancel transmission of communication interface I-PDUs has been added. • Cancel reception of Transport Protocol I-PDUs has been added. • Change parameter of Transport Protocol parameters has been extended. • Legal disclaimer revised
2009-07-24	3.1.3	AUTOSAR Administration	<ul style="list-style-type: none"> • Legal disclaimer revised
2008-08-13	3.1.1	AUTOSAR Administration	<ul style="list-style-type: none"> • Correction figure 3
2007-08-10	2.1.17	AUTOSAR Technical Office	<ul style="list-style-type: none"> • Tables generated from UML-models, UML-diagrams linked to UML-model, general improvements of requirements in preparation of CT-development. No changes in the technical contents of the specification.

Document Change History			
Date	Release	Changed by	Change Description
2007-07-24	2.1.16	AUTOSAR Administration	<ul style="list-style-type: none"> • Variants have been renamed. • New Callbacks PduR_LinTpChangeParameterConfirmation, PduR_FrTpChangeParameterConfirmation • PduR_CanTpChangeParameterConfirmation has been added. • New API's PduR_ChangeParameterRequest, PduR_CancelTransmitRequest has been added • New Typedefines PduR_ParameterValueType, PduR_CancelReasonType has been added • Document meta information extended • Small layout adaptations made
2007-01-24	2.1.15	AUTOSAR Administration	<ul style="list-style-type: none"> • Clarifications added (FIFO, TxConf, ...) • Unnecessary development errors removed • SchM_PduR.h and MemMap.h added • Corrections of configuration parameters • More details in Chapter 13 • Legal disclaimer revised • Release Notes added • "Advice for users" revised • "Revision Information" added
2006-05-16	2.0	AUTOSAR Administration	<ul style="list-style-type: none"> • Document structure adapted to common Release 2.0 SWS Template. • Major changes in chapter 10 • Structure of document changed partly • Other changes see chapter
2005-05-31	1.0	AUTOSAR Administration	<ul style="list-style-type: none"> • Initial Release

Disclaimer

This work (specification and/or software implementation) and the material contained in it, as released by AUTOSAR, is for the purpose of information only. AUTOSAR and the companies that have contributed to it shall not be liable for any use of the work.

The material contained in this work is protected by copyright and other types of intellectual property rights. The commercial exploitation of the material contained in this work requires a license to such intellectual property rights.

This work may be utilized or reproduced without any modification, in any form or by any means, for informational purposes only. For any other purpose, no part of the work may be utilized or reproduced, in any form or by any means, without permission in writing from the publisher.

The work has been developed for automotive applications only. It has neither been developed, nor tested for non-automotive applications.

The word AUTOSAR and the AUTOSAR logo are registered trademarks.

Table of Contents

1	Introduction and functional overview	11
1.1	AUTOSAR architecture	11
1.2	PDU Router module function overview.....	12
1.3	I-PDU handling	14
2	Acronyms and abbreviations	16
3	Related documentation	18
3.1	Input documents.....	18
3.2	Related specification	18
4	Constraints and assumptions	19
4.1	Limitations	19
4.1.1	Limitations on supported functionality	19
4.2	Applicability to car domains	20
5	Dependencies to other modules.....	21
5.1	File structure.....	21
5.1.1	Code file structure.....	21
5.1.2	Header file structure.....	21
5.2	Version check.....	22
6	Requirements traceability.....	23
7	Functional Specification	30
7.1	I-PDU handling	30
7.1.1	I-PDU Reception to upper module(s)	32
7.1.2	I-PDU Transmission from upper module(s).....	34
7.1.3	I-PDU Gateway	38
7.2	Cancel transmission	50
7.3	Cancel reception.....	51
7.4	Zero Cost Operation	52
7.5	State Management	52
7.6	Routing path groups	53
7.7	Complex Driver Interaction	54
7.8	Error classification	56
7.8.1	Development Errors	56
7.8.1	Runtime Errors.....	56
7.8.2	Transient Faults	56
7.8.3	Production Errors	56
7.9	Error detection	56
7.10	API parameter checking	57
7.11	Multicore Distribution	57
8	API specification.....	61
8.1	Imported types.....	61
8.2	Type definitions	61
8.2.1	PduR_PBConfigType.....	61

8.2.2	PduR_PBConfigIdType	62
8.2.3	PduR_RoutingPathGroupIdType	62
8.2.4	PduR_StateType	63
8.3	Function definitions.....	63
8.3.1	General functions provided by the PDU Router	63
8.3.2	Configurable interfaces definitions for interaction with upper layer module	67
8.3.3	Configurable interfaces definitions for lower layer communication interface module interaction	69
8.3.4	Configurable interfaces definitions for lower layer transport protocol module interaction.....	71
8.4	Scheduled functions	75
8.5	Expected Interfaces.....	75
8.5.1	Mandatory Interfaces	76
8.5.2	Optional Interfaces.....	76
9	Sequence diagrams	78
9.1	I-PDU Reception.....	79
9.1.1	CanIf module I-PDU reception	79
9.1.2	Frlf module I-PDU reception	80
9.1.3	LinIf module reception of I-PDU	81
9.1.4	CanTp module reception of I-PDU	82
9.2	I-PDU transmission.....	83
9.2.1	CanIf module transmission of I-PDU	83
9.2.2	Frlf module transmission of I-PDU	84
9.2.3	LinIf module transmission of I-PDU.....	85
9.2.4	CanTp module transmission of I-PDU.....	87
9.2.5	Multicast transmission of I-PDU on transport protocol modules.....	88
9.3	Gateway of I-PDU.....	89
9.3.1	Gateway between two CanIfs	89
9.3.2	Gateway from CAN to FlexRay	90
9.3.3	Gateway from CAN to LIN	91
9.3.4	Gateway from CAN to CAN and received by the COM module	92
9.3.5	Singlecast-Gateway I-PDU using transport protocol modules	93
9.3.6	Multicast-Gateway I-PDU using transport protocol modules.....	94
9.3.7	Gateway Single-Frame I-PDU from CAN1 to DCM and CAN2	95
9.3.8	Gateway Multi-Frame I-PDU from J1939Tp to DCM, CAN and LIN.....	95
10	Configuration specification	98
10.1	How to read this chapter.....	98
10.1.1	Variants.....	98
10.2	Containers and configuration parameters.....	100
10.2.1	PduR.....	101
10.2.2	PduRBswModules.....	102
10.2.3	PduRGeneral	109
10.2.4	PduRRoutingPathGroup	111
10.2.5	PduRRoutingPaths	113
10.2.6	PduRRoutingPath	115
10.2.7	PduRDestPdu	117
10.2.8	PduRSrcPdu	119
10.2.9	PduRDefaultValue	121

10.2.10	PduRDefaultValueElement.....	121
10.2.11	PduRTxBuffer.....	122
10.3	Published Information.....	123
11	PDU Router module design notes.....	124
11.1	Configuration parameter considerations.....	124
11.2	Generic interfaces concept.....	124
11.3	Example structure of Routing tables.....	125
11.3.1	Transmission and multicast via communication interface modules.....	126
11.3.2	Reception and gateway via communication interface modules.....	126
11.4	Configuration generator.....	127
11.4.1	CanIf and COM routing path example.....	128
11.5	Post-build considerations.....	129
12	Not applicable requirements.....	130

1 Introduction and functional overview

This specification describes the functionality and API for the AUTOSAR PDU Router (PduR) module.

The PDU Router module provides services for routing of I-PDUs (Interaction Layer Protocol Data Units) using the following module types:

- Communication interface modules, that are modules that use the <Provider:Up> or <Provider:Lo> API, e.g. Com, IPduM, LinIf, CanIf, CanNm, FrIf and FrNm
- Transport Protocol modules, that are modules using the <Provider:UpTp> or <Provider:LoTp> API, e.g. J1939Tp, LinTp (part of LinIf), CanTp, FrTp, COM, DCM

The routing of I-PDUs is performed based on statically defined I-PDU identifiers. No I-PDU is routed dynamically during run-time, e.g. dependent on its payload. The location of related modules can be „upper“ (e.g. DLT, DCM, COM, IpduM) and/or „lower“ (CanIf, FrIf, LinTp, IpduM, CanNm, FrNm). Note that the IpduM is listed as an upper and a lower module because it has two different roles (upper: Communication between COM module and IpduM module, lower: communication between IpduM module and communication interface module)

The PDU Router module is based on a generic approach of interfaced modules. The module that is interfaced is configured in the PDU Router module configuration. The listed modules in parenthesis in the previous paragraph are just examples, and not an exhaustive list. The PDU Router can be easily configured to support other upper and lower layer modules. This approach also allows to integrate Complex Drivers (CDDs) as upper or lower layer modules of the PDU Router.

The list of users of the PDU Router module is not fixed. The most common combination of upper and lower layer pairs is listed below:

- AUTOSAR Diagnostic Communication Manager (DCM) and Transport Protocol modules
- AUTOSAR COM and communication interface modules, Transport protocol modules or I-PDU Multiplexer
- I-PDU Multiplexer and communication interface modules

1.1 AUTOSAR architecture

The PDU Router module is a central module in the AUTOSAR communication structure [1]. The Figure 1 gives an overview of the AUTOSAR communication structure.

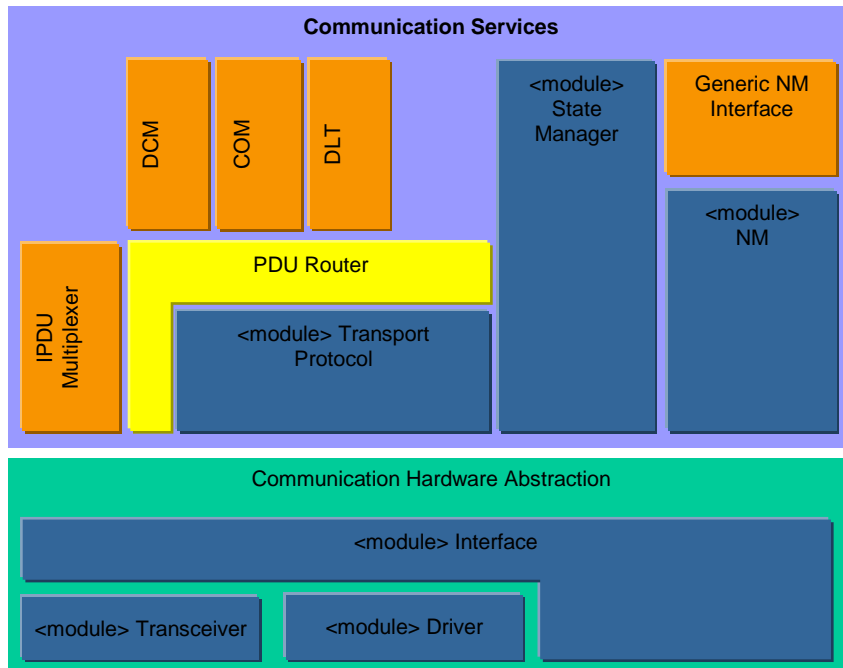


Figure 1: Communication Structure

1.2 PDU Router module function overview

The PDU Router module is part of the AUTOSAR Basic SW, and is mandatory instantiated in every AUTOSAR ECU.

The detailed PDU Router module structure is shown in Figure 2.

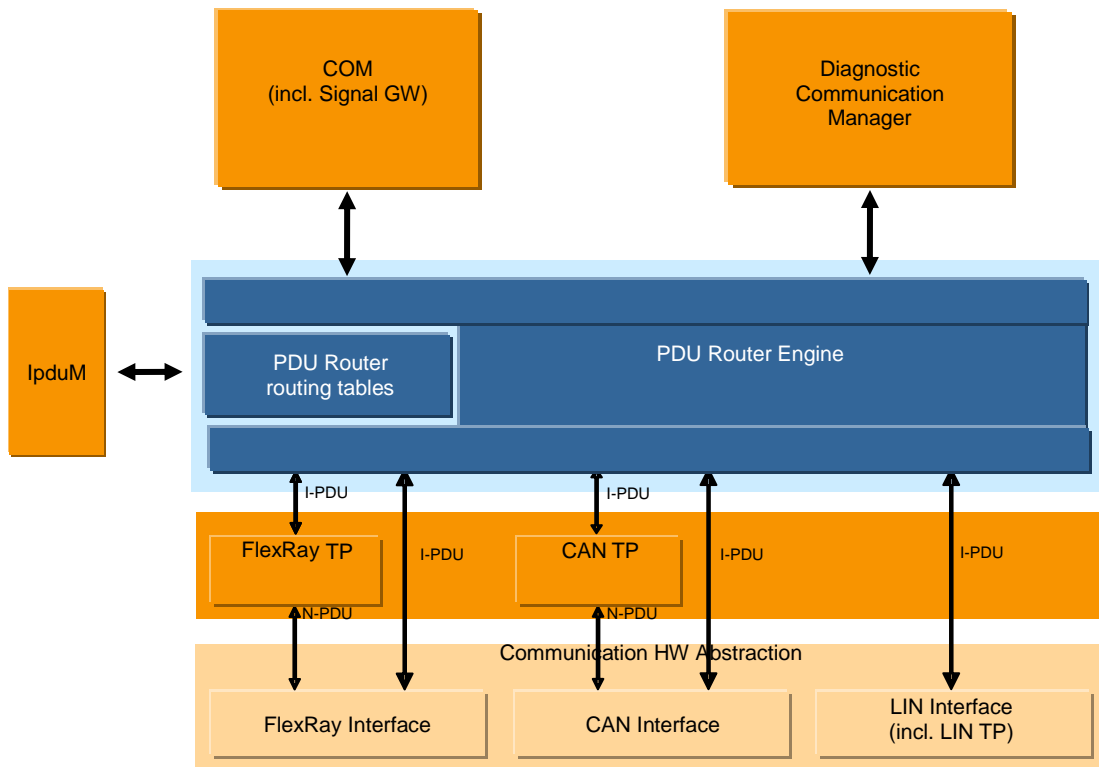


Figure 2: Detailed PDU Router Structure showing FlexRay, CAN and LIN

The PDU Router module mainly consists of two parts:

- The **PDU Router routing paths**: static routing paths describing the routing attributes for each I-PDU to be routed. The routing paths can be (if supported) updated post-build loadable in the programming state of the ECU or selected when initializing the PDU router by post-build selectable (see section 10.1.1).
- The **PDU Router Engine**: the actual code performing routing actions according to the PDU Router routing paths. The router engine has to deal with:
 - Route the I-PDU from source to destination(s).
 - Translating the source I-PDU ID to the destination (e.g. PduR_Transmit to CanIf_Transmit, PduR_CanIfTxConfirmation to Com_TxConfirmation).

1.3 I-PDU handling

I-PDUs are identified by static I-PDU IDs. The PDU Router module determines the destination of an I-PDU by using the I-PDU ID in a static configuration table. I-PDUs are used for the data exchange of the modules directly above the PDU Router module, e.g. the COM module and DCM module. The routing operation of the PDU Router module does not modify the I-PDU, it simply forwards the I-PDU to the destination module. In case of TP routing, forwarding of the I-PDU may start before the full I-PDU is received (“gatewaying-on-the-fly”).

The I-PDU ID is set in the configuration that also implements the API. This will allow an efficient implementation of look-up tables in each module receiving an I-PDU ID (e.g. the PDU Router module’s configuration contains the I-PDU ID for the PduR_CanIfTxConfirmation).

The PDU Router module can:

- Singlecast (1:1) an I-PDU from a local module to a communication interface module.
- Multicast (1:n) an I-PDU from a local module to communication interface modules.
- Singlecast (1:1) an I-PDU (Single Frame (SF) or Multiple frames (FF and CFs)) from a local module to a transport protocol module.
- Multicast (1:n) an I-PDU (Single Frame (SF)) from a local module to transport protocol modules.
- Singlecast (1:1) an I-PDU from a communication interface module to a local module.
- Multicast (1:n) an I-PDU from a communication interface module to local modules.
- Singlecast (1:1) an I-PDU (Single Frame (SF)) from a transport protocol module to local module.
- Multicast (1:n) an I-PDU (Single Frame (SF)) from a transport protocol module to local modules.
- Gateway (1:1) an I-PDU from a communication interface module to a communication interface module using last-is-best buffer.
- Gateway (1:n) an I-PDU from a communication interface module to communication interface modules using last-is-best buffer.
- Gateway (1:1) an I-PDU from a communication interface module to a communication interface module using FIFO.
- Gateway (1:n) an I-PDU from a communication interface module to communication interface modules using FIFO.
- Gateway (n:1) an I-PDU from communication interface modules to a communication interface module using FIFO.
- Gateway (1:1) an I-PDU from a transport protocol module to a transport protocol module using FIFO.
- Gateway (1:n) an I-PDU from a transport protocol module to transport protocol modules using FIFO.
- Gateway (n:1) an I-PDU from transport protocol modules to a transport protocol module using FIFO.

For Network Management data exchange the PDU Router module is bypassed.

2 Acronyms and abbreviations

The following acronyms and abbreviations have a local scope and are therefore not contained in the AUTOSAR glossary.

Acronym:	Description:
Upper Layer Modules (Up)	Modules above the PDU Router. This layer usually includes COM and Diagnostic Communication Manager (DCM). The upper layer modules are configured in the configuration.
Lower Layer Modules (Lo)	Modules below the PDU Router. This layer may include CAN, LIN, FlexRay, Ethernet communication interface modules and the respective TP modules. Modules used are configured in the configuration
PDU Router	Module that transfers I-PDUs from one module to another module. The PDU Router module can be utilized for gateway operations and for internal routing purposes.
gatewaying-on-the-fly	Gateway capability; routing between two TP modules where forwarding of data is started (when a specified threshold is reached) before all data have been received. If larger amount of data is transported between two interfaces it is desirable to be able to start the transmission on the destination network before receiving all data from the source network. This saves memory and time.
multicast operation	Simultaneous transmission of PDUs to a group of receivers, i.e. 1:n routing.
data provision	Provision of data to interface modules. (a) direct data provision: data to be transmitted are provided directly at the transmit request. The destination communication interface may behave in two ways, either copy the data directly or defer the copy to a trigger transmit. (b) trigger transmit data provision: data to be transmitted are not provided at the transmit request, but will be retrieved by the interface module via a callback function
last-is-best buffering	Buffering strategy where the latest value overwrites the last value.
FIFO buffering	Buffer concept, which uses first in first out strategy.

Abbreviation:	Description:
I-PDU ID	PDU Identifier
I-PDU	Interaction Layer PDU. An I-PDU consists of data (buffer), length and I-PDU ID. The PDU router will mainly route I-PDUs (exception is routing-on-the-fly)
N-PDU	Network Layer PDU. Used by transport protocol modules to fragment an I-PDU
L-PDU	Data Link Layer PDU. One or more I-PDUs are packed into one L-PDU. The L-PDU is bus specific, e.g. CAN frame.
SF	Single Frame, Transport Protocol term
FF	First Frame, Transport Protocol term
CF	Consecutive Frame, Transport Protocol term
PDU	Protocol Data Unit
BSW	Basic Software
<SrcLo>	Lower layer communication interface module acting as a source of the I-PDU. The SrcLo is always one.
<DstLo>	Lower layer communication interface module acting as a destination of the I-PDU. The DstLo may be one to many.
<SrcLoTp>	Lower layer transport protocol module acting as a source of the I-PDU. The SrcLoTp is always one.
<DstLoTp>	Lower layer transport protocol module acting as a destination of the I-PDU. The DstLoTp may be one to many.
<Lo>	Lower layer communication interface module
<Up>	Upper layer module
<LoTp>	Lower layer transport protocol module

Abbreviation:	Description:
<module>	Any type of module <...>

3 Related documentation

3.1 Input documents

- [1] Layered Software Architecture
AUTOSAR_EXP_LayeredSoftwareArchitecture.pdf,
- [2] Requirements on Gateway,
AUTOSAR_SRS_Gateway.pdf
- [3] General Requirements on Basic Software Modules
AUTOSAR_SRS_BSWGeneral.pdf
- [4] Specification of Communication Stack Types
AUTOSAR_SWS_CommunicationStackTypes.pdf
- [5] Specification of Default Error Tracer
AUTOSAR_SWS_DefaultErrorTracer.pdf
- [6] Specification of ECU Configuration
AUTOSAR_TPS_ECUConfiguration.pdf
- [7] Specification of I-PDU Multiplexer
AUTOSAR_SWS_IPDUMultiplexer.pdf
- [8] Basic Software Module Description Template,
AUTOSAR_TPS_BSWModuleDescriptionTemplate.pdf
- [9] List of Basic Software Modules
AUTOSAR_TR_BSWModuleList
- [10] General Specification of Basic Software Modules
AUTOSAR_SWS_BSWGeneral.pdf
- [11] Guide to BSW Distribution
AUTOSAR_EXP_BSWDistributionGuide.pdf

3.2 Related specification

AUTOSAR provides a General Specification on Basic Software modules [10] (SWS BSW General), which is also valid for PDU Router.

Thus, the specification SWS BSW General shall be considered as additional and required specification for PDU Router.

4 Constraints and assumptions

4.1 Limitations

The PDU Router module does **not**:

1. Have mechanisms for signal extraction or conversion.
2. Have mechanisms for data integrity checking (like checksums).
3. Change or modify the I-PDU.
4. Make any PDU payload dependent routing decisions.
5. Support routing between TP modules and communication interface modules or vice versa.
6. Support routing of I-PDUs between communication interface modules with rate conversion. (This functionality will be supported in cooperation with an upper layer module, e.g. the COM module).

4.1.1 Limitations on supported functionality

The PDU Router module supports fan-out of I-PDUs transmitted from a local module (e.g. COM module). There are some limitations if the I-PDU shall be transmitted to more than one destination (i.e. fan-out 1:n; $n > 1$), because the upper layer module is not aware how many destinations there are:

- The Pdu Router reports E_OK for a transmit request from an upper layer if at least one destination lower layer reports E_OK.
- The Pdu Router gives a transmit confirmation to the upper layer when it receives the last transmit confirmation from destination lower layer.
- The Pdu Router returns E_OK for a transmit cancellation requested from the upper layer only if all destination lower layers return E_OK.

If the I-PDU fan-out is performed by the Pdu Router, this has further consequences for the Com as upper layer module:

- Update bits will not work
- I-PDU sequence counter will not work
- The Tx confirmation of the communication interface API will be handled in the way that the local module (e.g. COM module) will be informed when the last destination has confirmed the transmission. This means that deadline monitoring is made with respect to the last tx confirmation (i.e. there is no difference if all the I-PDUs were transmitted successfully or not).

- Starting and stopping of I-PDU groups affects all destinations.

Note that above limitations are not set as requirements since they do not concern functionality provided by the PDUR module. But implication of the use of the PDUR module will affect these functionalities.

4.2 Applicability to car domains

The PDU Router is used in all ECUs where communication is necessary.

The PDU Router module has not been specified to work with MOST communication network. Thus the applicability to multimedia and telematic car domains may be limited.

5 Dependencies to other modules

The PDU Router module depends on the API and capabilities of the used communication hardware abstraction layer modules and the used communication service layer modules. Basically the API functions required by the PDU Router module are:

Communication interface modules:

- <Lo>_Transmit (e.g. CanIf_Transmit, Frlf_Transmit, LinIf_Transmit)
- <Lo>_CancelTransmit (e.g. Frlf_CancelTransmit)

Transport Protocol Modules:

- <LoTp>_Transmit (e.g. CanTp_Transmit, FrTp_Transmit, LinTp_Transmit)
- <LoTp>_CancelTransmit (e.g. CanTp_CancelTransmit, FrTp_CancelTransmit)
- <LoTp>_CancelReceive (e.g. CanTp_CancelReceive, FrTp_CancelReceive)

Upper layer modules which use transport protocol modules:

- <Up>_StartOfReception (e.g. Dcm_StartOfReception)
- <Up>_CopyRxData (e.g. Dcm_CopyRxData)
- <Up>_CopyTxData (e.g. Dcm_CopyTxData)
- <Up>_TpRxIndication (e.g. Dcm_TpRxIndication)
- <Up>_TpTxConfirmation (e.g. Dcm_TpTxConfirmation)

Upper layer modules which process I-PDUs originating from communication interface modules:

- <Up>_RxIndication (e.g. Com_RxIndication),
- <Up>_TxConfirmation (e.g. Com_TxConfirmation),
- <Up>_TriggerTransmit (e.g. Com_TriggerTransmit)

5.1 File structure

5.1.1 Code file structure

For details refer to the chapter 5.1.6 “Code file structure” in *SWS_BSWGeneral*. The code file structure is not defined within this specification completely. However to allow integration to other modules the following structure is needed.

5.1.2 Header file structure

[SWS_PduR_00216] [The PDU Router module shall provide the functions used by the different modules in separate header files.] (SRS_BSW_00415)

Example: If CanIf, CanTp and FrIf are used then the PDU Router module shall provide PduR_CanIf.h, PduR_CanTp.h and PduR_FrIf.h

[SWS_PduR_00802][The PduR implementation shall include Det.h.]
(SRS_BSW_00350)

[SWS_PduR_00762] [All PDU Router header files shall contain a software and specification version number.] (SRS_BSW_00003)

This structure allows the separation between platform, compiler and implementation specific definitions and declarations from general definitions as well as the separation of source code and configuration.

5.2 Version check

For details refer to the chapter 5.1.8 “Version Check” in *SWS_BSWGeneral*.

6 Requirements traceability

Requirement	Description	Satisfied by
SRS_BSW_00003	All software modules shall provide version and identification information	SWS_PduR_00762
SRS_BSW_00005	Modules of the μ C Abstraction Layer (MCAL) may not have hard coded horizontal interfaces	SWS_PduR_00777
SRS_BSW_00101	The Basic Software Module shall be able to initialize variables and hardware in a separate initialization function	SWS_PduR_00334
SRS_BSW_00160	Configuration files of AUTOSAR Basic SW module shall be readable for human beings	SWS_PduR_00777
SRS_BSW_00161	The AUTOSAR Basic Software shall provide a microcontroller abstraction layer which provides a standardized interface to higher software layers	SWS_PduR_00777
SRS_BSW_00162	The AUTOSAR Basic Software shall provide a hardware abstraction layer	SWS_PduR_00777
SRS_BSW_00164	The Implementation of interrupt service routines shall be done by the Operating System, complex drivers or modules	SWS_PduR_00777
SRS_BSW_00168	SW components shall be tested by a function defined in a common API in the Basis-SW	SWS_PduR_00777
SRS_BSW_00170	The AUTOSAR SW Components shall provide information about their dependency from faults, signal qualities, driver demands	SWS_PduR_00777
SRS_BSW_00172	The scheduling strategy that is built inside the Basic Software Modules shall be compatible with the strategy used in the system	SWS_PduR_00777
SRS_BSW_00301	All AUTOSAR Basic Software Modules shall only import the necessary information	SWS_PduR_00333
SRS_BSW_00305	Data types naming convention	SWS_PduR_00654, SWS_PduR_00742, SWS_PduR_00743, SWS_PduR_00771

SRS_BSW_00310	API naming convention	SWS_PduR_00334, SWS_PduR_00338, SWS_PduR_00341, SWS_PduR_00362, SWS_PduR_00365, SWS_PduR_00369, SWS_PduR_00375, SWS_PduR_00381, SWS_PduR_00406, SWS_PduR_00504, SWS_PduR_00507, SWS_PduR_00512, SWS_PduR_00518, SWS_PduR_00615, SWS_PduR_00617, SWS_PduR_00767, SWS_PduR_00769, SWS_PduR_00800
SRS_BSW_00323	All AUTOSAR Basic Software Modules shall check passed API parameters for validity	SWS_PduR_00100, SWS_PduR_00221, SWS_PduR_00647, SWS_PduR_00648, SWS_PduR_00649, SWS_PduR_00716
SRS_BSW_00334	All Basic Software Modules shall provide an XML file that contains the meta data	SWS_PduR_00777
SRS_BSW_00335	Status values naming convention	SWS_PduR_00742, SWS_PduR_00777
SRS_BSW_00336	Basic SW module shall be able to shutdown	SWS_PduR_00777
SRS_BSW_00337	Classification of development errors	SWS_PduR_00100
SRS_BSW_00341	Module documentation shall contains all needed informations	SWS_PduR_00777
SRS_BSW_00343	The unit of time for specification and configuration of Basic SW modules shall be preferably in physical time unit	SWS_PduR_00777
SRS_BSW_00350	All AUTOSAR Basic Software Modules shall allow the enabling/disabling of detection and reporting of development errors.	SWS_PduR_00802
SRS_BSW_00353	All integer type definitions of target and compiler specific scope shall be placed and organized in a single type header	SWS_PduR_00777
SRS_BSW_00357	For success/failure of an API call a standard return type shall be defined	SWS_PduR_00777
SRS_BSW_00358	The return type of init() functions implemented by AUTOSAR Basic Software Modules shall be void	SWS_PduR_00334
SRS_BSW_00361	All mappings of not standardized keywords of compiler specific scope shall be placed and organized in a compiler specific type and keyword header	SWS_PduR_00777
SRS_BSW_00375	Basic Software Modules shall	SWS_PduR_00777

	report wake-up reasons	
SRS_BSW_00384	The Basic Software Module specifications shall specify at least in the description which other modules they require	SWS_PduR_00424, SWS_PduR_91001
SRS_BSW_00386	The BSW shall specify the configuration for detecting an error	SWS_PduR_00777
SRS_BSW_00400	Parameter shall be selected from multiple sets of parameters after code has been loaded and started	SWS_PduR_00743
SRS_BSW_00404	BSW Modules shall support post-build configuration	SWS_PduR_00241, SWS_PduR_00281, SWS_PduR_00295, SWS_PduR_00296, SWS_PduR_00743
SRS_BSW_00405	BSW Modules shall support multiple configuration sets	SWS_PduR_00771
SRS_BSW_00406	A static status variable denoting if a BSW module is initialized shall be initialized with value 0 before any APIs of the BSW module is called	SWS_PduR_00119, SWS_PduR_00308, SWS_PduR_00324, SWS_PduR_00325, SWS_PduR_00326, SWS_PduR_00328, SWS_PduR_00330, SWS_PduR_00644, SWS_PduR_00645, SWS_PduR_00742
SRS_BSW_00407	Each BSW module shall provide a function to read out the version information of a dedicated module implementation	SWS_PduR_00338
SRS_BSW_00411	All AUTOSAR Basic Software Modules shall apply a naming rule for enabling/disabling the existence of the API	SWS_PduR_00338
SRS_BSW_00413	An index-based accessing of the instances of BSW modules shall be done	SWS_PduR_00777
SRS_BSW_00414	Init functions shall have a pointer to a configuration structure as single parameter	SWS_PduR_00334
SRS_BSW_00415	Interfaces which are provided exclusively for one module shall be separated into a dedicated header file	SWS_PduR_00216
SRS_BSW_00416	The sequence of modules to be initialized shall be configurable	SWS_PduR_00777
SRS_BSW_00417	Software which is not part of the SW-C shall report error events only after the DEM is fully operational.	SWS_PduR_00777
SRS_BSW_00425	The BSW module description template shall provide means to model the defined trigger conditions of schedulable	SWS_PduR_00777

	objects	
SRS_BSW_00432	Modules should have separate main processing functions for read/receive and write/transmit data path	SWS_PduR_00777
SRS_BSW_00437	Memory mapping shall provide the possibility to define RAM segments which are not to be initialized during startup	SWS_PduR_00777
SRS_BSW_00438	Configuration data shall be defined in a structure	SWS_PduR_00241, SWS_PduR_00743
SRS_BSW_00439	Enable BSW modules to handle interrupts	SWS_PduR_00777
SRS_BSW_00447	Standardizing Include file structure of BSW Modules Implementing Autosar Service	SWS_PduR_00777
SRS_BSW_00449	BSW Service APIs used by Autosar Application Software shall return a Std_ReturnType	SWS_PduR_00777
SRS_BSW_00452	Classification of runtime errors	SWS_PduR_00100
SRS_BSW_00459	It shall be possible to concurrently execute a service offered by a BSW module in different partitions	SWS_PDUR_00841
SRS_BSW_00460	Reentrancy Levels	SWS_PDUR_00841
SRS_PduR_06001	Gateway shall be only be reconfigured while the configuration table to be reconfigured is not in use	SWS_PduR_00296, SWS_PduR_00308, SWS_PduR_00328, SWS_PduR_00330
SRS_PduR_06002	The routing configuration shall be updateable at post-build time	SWS_PduR_00295
SRS_PduR_06003	Static Routing Rules shall be defined for gateways	SWS_PduR_00161, SWS_PduR_00162, SWS_PduR_00766
SRS_PduR_06012	PDU router shall route non-TP PDUs with transparency between layers	SWS_PduR_00164, SWS_PduR_00255, SWS_PduR_00256, SWS_PduR_00307, SWS_PduR_00362, SWS_PduR_00365, SWS_PduR_00369, SWS_PduR_00406, SWS_PduR_00430, SWS_PduR_00436, SWS_PduR_00437, SWS_PduR_00621, SWS_PduR_00626, SWS_PduR_00627, SWS_PduR_00629, SWS_PduR_00638, SWS_PduR_00640, SWS_PduR_00665, SWS_PduR_00666, SWS_PduR_00667, SWS_PduR_00669, SWS_PduR_00670, SWS_PduR_00744, SWS_PduR_00745, SWS_PduR_00746, SWS_PduR_00783, SWS_PduR_00784, SWS_PduR_00785, SWS_PduR_00786, SWS_PduR_00787, SWS_PduR_00788, SWS_PduR_00793, SWS_PDUR_00807, SWS_PDUR_00808

SRS_PduR_06020	The PDU Router resource usage shall be scalable to zero in case no PDU gateway	SWS_PduR_00287, SWS_PduR_00619, SWS_PduR_00764
SRS_PduR_06026	Data buffers for TP shall be provided on request	SWS_PduR_00299, SWS_PduR_00301, SWS_PduR_00317, SWS_PduR_00375, SWS_PduR_00381, SWS_PduR_00406, SWS_PduR_00428, SWS_PduR_00429, SWS_PduR_00507, SWS_PduR_00512, SWS_PduR_00518, SWS_PduR_00549, SWS_PduR_00551, SWS_PduR_00625, SWS_PduR_00629, SWS_PduR_00634, SWS_PduR_00637, SWS_PduR_00638, SWS_PduR_00673, SWS_PduR_00687, SWS_PduR_00689, SWS_PduR_00696, SWS_PduR_00697, SWS_PduR_00705, SWS_PduR_00707, SWS_PduR_00708, SWS_PduR_00727, SWS_PduR_00740, SWS_PduR_00767, SWS_PduR_00789, SWS_PduR_00790, SWS_PduR_00791, SWS_PduR_00792, SWS_PduR_00794, SWS_PduR_00797, SWS_PduR_00798, SWS_PduR_00799, SWS_PDUR_00808, SWS_PDUR_00813, SWS_PDUR_00814, SWS_PDUR_00815
SRS_PduR_06029	The PDU Router shall be able to support routing of TP PDUs independent from the source to more than one destinations	SWS_PduR_00551, SWS_PduR_00631, SWS_PduR_00632, SWS_PduR_00633, SWS_PduR_00701, SWS_PduR_00717, SWS_PduR_00724, SWS_PduR_00765, SWS_PduR_00789, SWS_PduR_00790, SWS_PduR_00791, SWS_PduR_00792, SWS_PDUR_00812
SRS_PduR_06030	Routing of non TP PDUs to more than one destination independent from the source shall be supported by the PDU Router	SWS_PduR_00164, SWS_PduR_00436, SWS_PduR_00633, SWS_PduR_00701, SWS_PduR_00717, SWS_PduR_00723
SRS_PduR_06032	The non-TP transmit buffering strategy shall be configured for each PDU to be routed by the PDU Router	SWS_PduR_00255, SWS_PduR_00303, SWS_PduR_00306, SWS_PduR_00307, SWS_PduR_00369, SWS_PduR_00430, SWS_PduR_00640, SWS_PduR_00662, SWS_PduR_00663, SWS_PduR_00665, SWS_PduR_00666, SWS_PduR_00667, SWS_PduR_00669, SWS_PduR_00670, SWS_PduR_00746, SWS_PduR_00783, SWS_PduR_00784, SWS_PduR_00785, SWS_PduR_00786, SWS_PduR_00787, SWS_PduR_00793, SWS_PDUR_00810
SRS_PduR_06049	PDU Buffer Content shall be consistent during the time needed to read this data.	SWS_PduR_00160
SRS_PduR_06055	The signal gateway shall provide a mechanism to route individual signals between I-PDUs in a 1:n fashion	SWS_PduR_00777
SRS_PduR_06056	Signal Groups shall be routed	SWS_PduR_00777
SRS_PduR_06061	Routers shall map only	SWS_PduR_00777

	signals	
SRS_PduR_06064	The signal gateway shall be scalable to zero size and zero resource usage when signal routing is not required	SWS_PduR_00777
SRS_PduR_06077	Multiple signals of the same PDU shall be routed	SWS_PduR_00777
SRS_PduR_06089	The timeout of a deadline monitored signal shall be ignored by the SigG	SWS_PduR_00777
SRS_PduR_06097	A configuration shall be identified by an unique ID number	SWS_PduR_00280, SWS_PduR_00281, SWS_PduR_00341, SWS_PduR_00771
SRS_PduR_06098	Signal Gateway Error shall be handled with signal routing	SWS_PduR_00777
SRS_PduR_06099	Signal Gateway Error shall be handled with signal group routing	SWS_PduR_00777
SRS_PduR_06103	PDU Router Error shall be provided for unknown PDU-ID	SWS_PduR_00221
SRS_PduR_06104	PDU Router Error shall be provided for local reception or transmission	SWS_PduR_00207, SWS_PduR_00432, SWS_PduR_00623, SWS_PduR_00626, SWS_PduR_00661, SWS_PduR_00676, SWS_PduR_00700, SWS_PduR_00701
SRS_PduR_06105	PDU Router Error shall be provided in gateway case	SWS_PduR_00256, SWS_PduR_00640, SWS_PduR_00662, SWS_PduR_00687, SWS_PduR_00689, SWS_PduR_00705, SWS_PduR_00732, SWS_PduR_00788, SWS_PduR_00790, SWS_PduR_00791, SWS_PduR_00792, SWS_PduR_00799, SWS_PDUR_00807, SWS_PDUR_00815
SRS_PduR_06106	PDU Router Error shall be provided for FIFO handling	SWS_PduR_00670
SRS_PduR_06114	The PDU Router provides an interface (API) for usage by COM, to use the PDU router functionality	SWS_PduR_00406, SWS_PduR_00767, SWS_PduR_00769
SRS_PduR_06115	The PDU Router provides an interface (API) for usage by DCM, to use the PDU router functionality	SWS_PduR_00406, SWS_PduR_00767, SWS_PduR_00769
SRS_PduR_06116	The PDU Router provides an interface (API) for usage by IPDUM, to use the PDU router functionality	SWS_PduR_00362, SWS_PduR_00365, SWS_PduR_00369, SWS_PduR_00406, SWS_PduR_00767, SWS_PduR_00769
SRS_PduR_06117	The PDU Router provides an interface (API) for usage by bus interfaces, to use the PDU router functionality	SWS_PduR_00362, SWS_PduR_00365, SWS_PduR_00369, SWS_PduR_00800
SRS_PduR_06119	Confirmation in case of multicast	SWS_PduR_00589

SRS_PduR_06120	A predefined set of PDUs shall be enabled and disabled if required	SWS_PduR_00615, SWS_PduR_00617, SWS_PduR_00647, SWS_PduR_00648, SWS_PduR_00649, SWS_PduR_00654, SWS_PduR_00663, SWS_PduR_00709, SWS_PduR_00710, SWS_PduR_00715, SWS_PduR_00716, SWS_PduR_00717, SWS_PduR_00726, SWS_PDUR_00810
SRS_PduR_06121	J1939 TP as an alternative to CAN TP (ISO 15765-2) shall be supported	SWS_PduR_00375, SWS_PduR_00381, SWS_PduR_00507, SWS_PduR_00512, SWS_PduR_00518, SWS_PduR_00800
SRS_PduR_06122	The PDU Router shall provide a method that enables COM layer to request cancellation of I-PDU transmission	SWS_PduR_00700, SWS_PduR_00701, SWS_PduR_00710, SWS_PduR_00721, SWS_PduR_00722, SWS_PduR_00723, SWS_PduR_00724, SWS_PduR_00726, SWS_PduR_00727, SWS_PduR_00732, SWS_PduR_00736, SWS_PduR_00769
SRS_PduR_06123	The PDU Router shall provide an interface (API) for usage by bus network management, to use the PDU router functionality for partial networking	SWS_PduR_00362, SWS_PduR_00365, SWS_PduR_00369
SRS_PduR_06124	The TP transmit buffering strategy shall be configured for each PDU to be routed by the PDU Router	SWS_PduR_00317, SWS_PduR_00551, SWS_PduR_00637, SWS_PduR_00663, SWS_PduR_00687, SWS_PduR_00689, SWS_PduR_00696, SWS_PduR_00697, SWS_PduR_00705, SWS_PduR_00707, SWS_PduR_00708, SWS_PduR_00740, SWS_PduR_00794, SWS_PduR_00797, SWS_PduR_00798, SWS_PduR_00799, SWS_PDUR_00808, SWS_PDUR_00810, SWS_PDUR_00811, SWS_PDUR_00813, SWS_PDUR_00814, SWS_PDUR_00815
SRS_PduR_06125	Multicast implementation in PduR shall behave such that the source module does not need to know that there is more than one destination module configured	SWS_PduR_00218, SWS_PduR_00589, SWS_PduR_00701, SWS_PduR_00765

7 Functional Specification

The PDU Router module is an I-PDU transfer unit placed above interface modules and transport protocol modules (lower layer modules) and below COM and DCM (upper layer modules), see Figure 1.

Beside the PDU Router module is the I-PDU Multiplexer (IpduM) module [7] that provides support for multiplexed I-PDUs. The IpduM has to be considered as an upper layer module when it calls the PDU Router module to transmit multiplexed I-PDUs or when it is called by the PDU Router module for the reception or transmit confirmation of multiplexed I-PDUs or to provide data via trigger transmit. In case the IpduM calls the PDU Router module to forward a transmit confirmation or a receive indication to an upper layer (e.g. COM) or when it is called by the PDU Router module to update an I-PDU belonging to a multiplexed I-PDU it has to be considered as lower layer module.

From the ECU point of view, the PDU Router module can perform three different classes of operations:

- **PDU Reception to local module(s):** receive I-PDUs from lower layer modules and forward them to one or more upper layer modules,
- **PDU Transmission from local module(s):** transmit I-PDUs to one or more lower layer modules on request of upper layer module,
- **PDU Gateway:**
 - (1) receive I-PDUs from an interface module and transmit the I-PDUs immediately via the same or other communication interface module(s)
 - (2) receive I-PDUs from a transport protocol module and transmit the I-PDUs via the same or other transport protocol module(s).

The combination PDU Reception and PDU Gateway is allowed. Example: The COM module is receiving an I-PDU in the same time that it is gatewayed to another lower layer module.

7.1 I-PDU handling

[SWS_PduR_00160] [The PDU Router module shall transfer an I-PDU without modification in a consistent manner from the source module to the destination module(s).] (SRS_PduR_06049)

An I-PDU is identified by the I-PDU ID and/or the symbolic name (i.e. the SymbolicNameValue of the container of the I-PDU) [6]. For post-build the I-PDU ID is required because the I-PDU must be identified after the PDU Router module is compiled. If the PDU router module is pre-compile (i.e. in source code) the symbolic names may be used, see Specification of ECU Configuration [6].

Each BSW module that handles I-PDUs and provides an API for I-PDUs must contain a list of I-PDU IDs [6]. This means that each called module will have a look-up table identifying the I-PDU.

Example: The COM module calls PduR_ComTransmit (here the PDU Router module will list the I-PDU ID), the PDU Router module will call CanIf_Transmit (here the CanIf module configuration will list the I-PDU ID), the CanIf will call PduR_CanIfTxConfirmation (here the PDU Router module configuration will list the I-PDU ID), and PDU Router module will call Com_TxConfirmation (here the COM module configuration will list the I-PDU ID). The example is illustrated in the following Figure 3 (only I-PDU ID is shown as parameter):

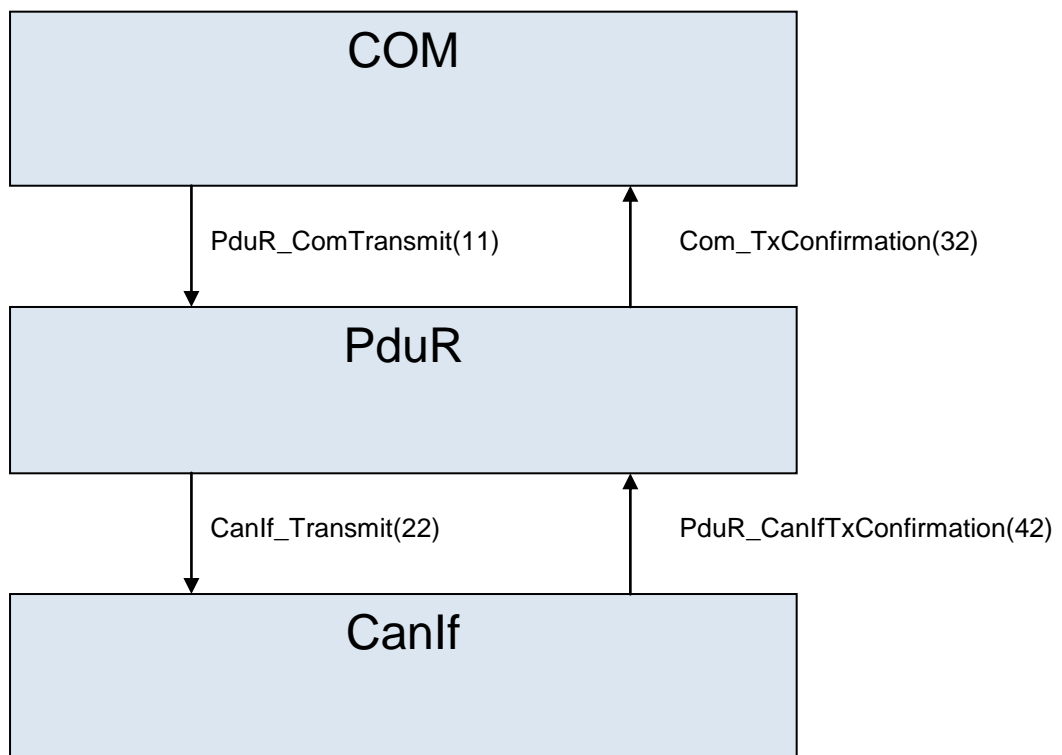


Figure 3 - I-PDU ID example

[SWS_PduR_00161] [The PDU Router module shall identify routing path uniquely by the combination of source module I-PDU ID (located in the PDU Router configuration) and destination I-PDU IDs (located in the called destination module configurations).] (SRS_PduR_06003)

[SWS_PduR_00766] [The PDU Router module shall convert the I-PDU ID to the destination module(s) for both transmission path and confirmation/indication path.] (SRS_PduR_06003)

Example: The COM module transmits an I-PDU to CanIf and LinIf. The PduR_ComTransmit is called. The PDU Router module will convert the source I-PDU ID (PDU Router module configuration) to one I-PDU ID for LinIf (LinIf module configuration) and one I-PDU ID for CanIf (CanIf module configuration). The

PduInfoType value received from the COM module is copied to the CanIf and LinIf modules without change.

Example: The LinIf will call PduR_LinIfTxConfirmation with an I-PDU ID and, dependent of the success of the transmission, with a result E_OK (successful transmission) or E_NOT_OK (not successful transmission). Then the PDU Router module will convert this I-PDU ID and forward the call to COM using Com_TxConfirmation with the converted I-PDU ID and the received result.

[SWS_PduR_00162] [The PDU Router module shall only route I-PDUs according to the routing paths given in the configuration.] (SRS_PduR_06003)

[SWS_PDUR_00828] [PduR generator (validation) shall deny configurations where I-PDUs with different MetaDataTypes are connected by a RoutingPath.] ()

7.1.1 I-PDU Reception to upper module(s)

The receive operation of the PDU Router module is always be finalized by an indication (PduR_<Lo>RxIndication or PduR_<LoTp>RxIndication) from a lower layer module (communication interface module or transport protocol module). The indication function is executed by the lower layer either in the context of a cyclic function after polling a communication driver or in the context of an interrupt.

7.1.1.1 Communication Interface

The source communication interface module indicates a received I-PDU by calling PduR_<Lo>RxIndication. The I-PDU may have multiple destination local modules as configured by the routing path.

[SWS_PduR_00164] [The PDU Router module shall provide 1:n routing for an I-PDU received from a communication interface module and routed to one or more upper layer module(s).

Example: An I-PDU is received on CanIf and forwarded to COM.

Note: An I-PDU may be received by one or more upper modules in the same time as gatewayed to one or more communication interfaces, see 7.1.3.] (SRS_PduR_06012, SRS_PduR_06030)

[SWS_PduR_00621] [When the PduR_<Lo>RxIndication is called the PDU Router module shall call <Up>_RxIndication for each destination upper module.] (SRS_PduR_06012)

[SWS_PduR_00744] [If the I-PDU is received by a local module the PDU Router shall not check the length of the I-PDU, just forward the indication to the upper layer module.

Since the PDU Router module will not buffer this I-PDU it does not have to reject I-PDU that are longer/shorter than configured.] (SRS_PduR_06012)

7.1.1.2 Transport Protocol

In case of the transport protocol module the PDU Router module is first notified with a start of reception notification when receiving a first frame (FF) or single frame (SF). This call is be forwarded to the related upper layer module by calling <Up>_StartOfReception. The payload of each segment (N-PDU) is to be copied in the destination upper layer module by the within subsequent <Lo>_CopyRxData calls. After reception of the last N-PDU the transport protocol module will indicate the PDU Router module that the complete I-PDU has been received and the PDU Router module will forward this indication to the related upper layer module by calling <Up>_TpRxIndication.

Reception of I-PDU through Transport Protocol module may have only one upper layer module configured by the routing paths.

[SWS_PduR_00673] [The PDU Router module shall provide 1:1 routing for an I-PDU received from a source transport protocol module and routed to one destination upper module.

Example: A functional addressed request (in a SF) is received from the CanTp module and routed to the DCM module.] (SRS_PduR_06026)

[SWS_PduR_00549] [When a source transport protocol module indicates the start of a reception of a PDU that has only upper layer destinations using PduR_<LoTp>StartOfReception, the PDU Router module shall forward the request to the destination upper layer module by calling <Up>_StartOfReception.] (SRS_PduR_06026)

[SWS_PduR_00623] [The PDU Router shall forward the return value of the <Up>_StartOfReception to the source transport protocol.] (SRS_PduR_06104)

[SWS_PduR_00428] [When a source transport protocol module requests the PDU Router module to copy the received data using PduR_<LoTp>CopyRxData, the PDU Router module shall forward the request to the destination upper layer module by calling <Up>_CopyRxData.] (SRS_PduR_06026)

[SWS_PduR_00429] [When a source transport protocol module calls PduR_<LoTp>RxIndication indicating reception of the complete I-PDU, the PDU Router module shall forward the indication to the destination upper layer module by calling <Up>_TpRxIndication.] (SRS_PduR_06026)

[SWS_PduR_00207] [If the source transport protocol module reports an error using

PduR_<LoTp>RxIndication, the PDU Router module shall not perform any error handling other than forwarding the indication to the upper layer module.]
(SRS_PduR_06104)

7.1.1.2.1 Handling I-PDUs with unknown length

The PduR is able to handling unknown length I-PDUs (i.e. streaming type of data) using the TP API. The definition of unknown length is indicated by TpSduLength=0.

[SWS_PDUR_00821] [In a local receive situation and PduR_<SrcLoTp>StartOfReception is called with TpSduLength=0, PduR shall call <Up>_StartOfReception with TpSduLength=0.] ()

7.1.2 I-PDU Transmission from upper module(s)

The transmit operations of the destination lower layer modules are always asynchronous. This means that a transmission service request returns immediately after the I-PDU has been passed by the PDU Router module to the destination lower layer module. If the PDU Router module is notified by destination lower layer modules via PduR_<Lo>TxConfirmation (communication interface) or PduR_<LoTp>TxConfirmation (transport protocol) after successful or failed transmission of the I-PDU, the PDU Router module will forward this indication to the upper layer module via <Up>_TxConfirmation (communication interface) or <Up>_TpTxConfirmation (transport protocol).

The transmit operation of the PDU Router module is triggered by a PDU transmit request from a source upper layer source module and forwards the request to a destination lower layer module.

[SWS_PduR_00629] [The I-PDU shall not be buffered in the PDU Router module in case of PDU transmission from a source upper layer module.] (SRS_PduR_06012, SRS_PduR_06026)

7.1.2.1 Multicast

The multicast feature is separated to an own section since there are issues using this feature as described in section 4.1.1.

Further requirements that are directly handled by the PDU Router module:

[SWS_PduR_00218] [If the provided I-PDU ID represents a group of PDUs (multicast transmit request) and at least one of the forwarded transmit requests returns successfully, the function PduR_<Up>Transmit shall return E_OK.]
(SRS_PduR_06125)

Note that communication interfaces returning with E_OK will transmit their data either directly or via trigger transmit.

The other transport protocol modules may return E_NOT_OK, and therefore these modules will not call the PduR_<LoTp>CopyTxData. Since the source upper layer module has been informed that at least one transmission was successful, at least one transport protocol module will call PduR_<LoTp>CopyTxData.

[SWS_PduR_00633] [If there are more than one lower layer destination modules in a transmission request (1:n, n>1), all of these modules must either be communication interface modules or transport protocol modules. Not a mix of them.]
(SRS_PduR_06029, SRS_PduR_06030)

Example: Above requirement means basically that the COM module cannot request a transmission, and then the PDU Router module routes the transmission to CanTp module and CanIf module using the same I-PDU.

[SWS_PduR_00589] [In case of a multicast (1:n, n>1), communication interface transmission, the PDU Router shall call the transmit confirmation API of the upper layer module when the last transmit confirmation from a communication interface module which supports transmit confirmation has been received.] (SRS_PduR_06125, SRS_PduR_06119)

Note: The above requirement even works if not all destinations provide Tx confirmations.

Implementation note: When the source module requests a transmission and the PduR will make a multicast (1:n, n>1), all the I-PDUs in the request and the multicast will have different I-PDU IDs. Therefore the PduR must remember the I-PDU ID from the transmission request so the transmission can be confirmed correctly.

7.1.2.2 Communication Interface

There are three ways that I-PDUs can be transmitted on the communication interface:

1. Direct data provision - where the upper module is calling the PduR_<Up>Transmit function, the PDU Router module forwards the call to <Lo>_Transmit and the data is copied by the lower communication interface module in the call.
2. Trigger transmit data provision – where the lower communication interface module requests transmission of an I-PDU by using the PduR_<Lo>TriggerTransmit, and PDU Router module forwards the call to PduR_<Up>TriggerTransmit and the data is copied by the upper module.
3. Where the upper module is calling the PduR_<Up>Transmit function, the PDU Router module forwards the call to PduR_<Lo>Transmit and the data is not copied by the lower module (communication interface module). The data will later be requested by the lower layer using PduR_<Lo>TriggerTransmit.

The confirmation of the transmission of the I-PDU is the same for the direct and trigger transmit data provisions:

[SWS_PduR_00627] [When the communication interface module calls PduR_<Lo>TxConfirmation the PDU Router shall call <Up>_TxConfirmation in the upper module and forward the transmission result from the lower to the upper layer interface.] (SRS_PduR_06012)

[SWS_PduR_00745] [If the I-PDU is transmitted by an upper layer module the PDU Router module shall not check the length of the I-PDU.] (SRS_PduR_06012)

[SWS_PduR_00625] [When source upper layer module calls PduR_<Up>Transmit the PDU Router shall call <Lo>_Transmit for each destination communication interface module.] (SRS_PduR_06026)

[SWS_PduR_00626] [If singlecast (1:1) the return value of the <Lo>_Transmit call shall be forwarded to the source upper layer module.] (SRS_PduR_06012, SRS_PduR_06104)

7.1.2.2.1 Trigger transmit data provision

The upper layer module must be informed if it has to reset the update-bits or not and handle the I-PDU counter in a proper way.

[SWS_PduR_00430] [The PDU Router module shall forward a PduR_<Lo>TriggerTransmit request by the communication interface module to the upper module by calling <Up>_TriggerTransmit.] (SRS_PduR_06012, SRS_PduR_06032)

[SWS_PduR_00661] [The PDU Router module shall copy the return value from the <Up>_TriggerTransmit to the lower layer module.] (SRS_PduR_06104)

7.1.2.2.2 Error handling

For errors occurred using singlecast or multicast over communication interface modules, no specific error handling is done. Errors in return values are forwarded to the source upper layer module.

7.1.2.3 Transport Protocol

Transmitting I-PDU using transport protocol has two flavors, singlecast and multicast. A singlecast (1:1) transmission consists of one source upper layer module and one destination lower layer transport protocol module. A multicast (1:n, n>1) transmission consists of more than one destination lower layer transport protocol module. The PDU Router module will not check if the transmission request contains a single N-PDU (SF) or multiple N-PDU (FF, CF, ...).

Initiation of transmission of I-PDU is made by a PduR_<Up>Transmit request by an upper layer source module. The PduR will forward the request to one or more destination lower layer transport protocol modules using <Lo>_Transmit according to the routing paths. Note that the <Lo>_Transmit may or may not contain data.

The destination module(s) will request data by calling the PduR_<LoTp>CopyTxData. Retransmission (if supported by the transport protocol) of data is made by the RetryInfoType parameter. Finalizing the transmission the destination module(s) calls the PduR_<LoTp>TxConfirmation, which is forwarded to the source upper layer module.

The transmission of multicast multi-frames is described in chapter 7.1.2.3.1.

[SWS_PduR_00634] [When an upper layer module calls the PduR_<Up>Transmit the PDU Router module shall call <LoTp>_Transmit for each destination transport protocol module.] (SRS_PduR_06026)

[SWS_PduR_00299] [When a destination transport protocol module calls PduR_<LoTp>CopyTxData the PDU Router module shall call <Up>_CopyTxData in the source upper layer module.] (SRS_PduR_06026)

[SWS_PduR_00676] [The return value from the <Up>_CopyTxData shall be forwarded to the calling destination lower layer transport protocol module.] (SRS_PduR_06104)

[SWS_PduR_00301] [In case of singlecast the PDU Router module shall forward the confirmation PduR_<LoTp>TxConfirmation from the lower layer transport protocol module to upper layer module using <Up>_TpTxConfirmation.] (SRS_PduR_06026)

[SWS_PduR_00432] [In case of singlecast and after calling <Lo>_Transmit then the PDU Router module shall return with the same return value to the calling PduR_<Up>Transmit from source upper layer module.] (SRS_PduR_06104)

7.1.2.3.1 Multicast transmission

This subsection contains specific requirements for the multicast transmission of I-PDU using transport protocol modules.

Since the 1:n, n>1 routing is made in the PDU Router module the PDU Router module must request the same data several times from the source upper layer module. Also the confirmation of the multicast must be handled specifically.

As the upper layer shall copy the same data several times, the PDU Router will use the RetryInfoPtr [4] in order to query the same data several times. The RetryInfoPtr contains a state type called TpDataState.

[SWS_PduR_00631] [For each position in the transmission, the request of PduR_<LoTp>CopyTxData of the first destination lower layer module shall be forwarded with TpDataState set to TP_CONFENDING.] (SRS_PduR_06029)

[SWS_PduR_00632] [All following calls of PduR_<LoTp>CopyTxData requests shall be forwarded with TP_DATARETRY to allow the same data to be copied.] (SRS_PduR_06029)

[SWS_PDUR_00812] [After all transport protocols have received their data the PDU Router module may confirm the data to the upper layer module.] (SRS_PduR_06029)

[SWS_PduR_00765] [In case of multi cast transmission, the PDU Router module shall call the upper layer module using <Up>_TpTxConfirmation after receiving the last PduR_<LoTp>TxConfirmation from the lower layer transport protocol modules. The 'result' parameter shall be E_OK if at least one PduR_<LoTp>TxConfirmation reported E_OK.] (SRS_PduR_06029, SRS_PduR_06125)

7.1.2.3.2 Error handling

The PDU Router module will not take specific actions on errors occurred, the errors will be forwarded to the source upper layer module. Appropriate error handling is in the responsibility of the upper layer module.

7.1.2.3.3 Handling I-PDUs with unknown length

The PduR is able to handling unknown length I-PDUs (i.e. streaming type of data) using the TP API. The definition of unknown length is indicated by TpSduLength=0.

[SWS_PDUR_00822] [In a local transmit situation and PduR_<Up>Transmit is called with PduInfoType.SduLength=0 and I-PDU is routed to a TP-module, the PduR shall call <LoTp>_Transmit with PduInfoType.SduLength=0 to all destination TP modules.] ()

7.1.3 I-PDU Gateway

The PDU Router module supports gatewaying of I-PDUs from one source bus to one or more destination busses. The difference from a transmission and reception from/to a local module is that the PDU Router module must be a receiver and transmitter at the same time, and in some cases also provides buffering for the I-PDU.

The gateway requirements are deliberately separated to allow an efficient implementation of the PDU Router module in case gatewaying is not needed. In case the PDU Router module allows gatewaying of I-PDUs, these requirements are seen as additional and not replacing previous requirements.

Following list gives an overview of the features of the I-PDU gateway:

- I-PDUs may be gatewayed from a source communication interface module to one (1:1) or more destination communication interface modules (1:n I-PDU gateway)
 - For each destination the PDU Router module may buffer each destination of an I-PDU in configurable depth (i.e. FIFO if more than one I-PDU).
 - An I-PDU may be received by an upper layer module in the same time as gatewayed to n destination communication interface(s).
- I-PDUs transported using TP may be gatewayed to one or more destination TP modules, with following scope:
 - Both Single Frames and Multi-frames may be gatewayed to more than one destination TP module or local module (e.g. DCM).
 - I-PDU transported in multiple N-PDUs may be gatewayed “on-the-fly” to one destination, meaning that complete I-PDU does not need to be received before starting transmission on the destination TP module
 - I-PDU transported in multiple N-PDUs may be gatewayed to another TP module or received by a local module, not both.
 - I-PDUs transported using TP module may be FIFO buffered. This applies to both SF and multi-frame I-PDUs.
- I-PDUs can only be gatewayed between communication interface modules or TP modules, not a mix of them. For example an I-PDU cannot be received from CanIf and gatewayed to LinTp.

This means the PDU Router module shall forward an I-PDU received from one lower layer module (source network) to lower layer modules (destination networks) identified by the provided I-PDU ID.

Note that in this section “Src” and “Dst” are used for the configurable APIs. This is just to be clear which call belongs to the source module and destination module.

[SWS_PduR_00638] [An I-PDU may only be gatewayed between communication interfaces or TPs, not a mix of them.]

Example: An I-PDU received from FrIf may not be gatewayed to CanTp.]
(SRS_PduR_06012, SRS_PduR_06026)

[SWS_PDUR_00825] [It shall be possible to gateway I-PDUs in a n:1 fashion.] ()

[SWS_PDUR_00826] [If using n:1 gatewaying the PduR shall ensure that the sequence of incoming I-PDUs is preserved on the destination.] ()

[SWS_PDUR_00827] [It shall be possible to forward I-PDUs in a n:1 fashion. Only one source shall be enabled at one time, using the PduR_EnableRouting and PduR_DisableRouting respectively. PduRIsEnabledAtInit shall be used to ensure this condition at startup.] ()

Note: Combined forwarding and gatewaying in n:1 fashion is not supported.

[SWS_PDUR_00829] [In a gateway situation, Meta Data is contained and buffering is needed, the PduR shall in addition to the I-PDU also buffer the Meta Data.] ()

7.1.3.1 Communication interface modules

An I-PDU can be configured to be received on one communication interface module and gatewayed to n communication interface modules including local module(s), i.e. 1:n gatewaying. For gatewaying it is also possible to configure a FIFO for each destination communication interface module (not local module however).

[SWS_PduR_00436] [The PDU Router module shall support routing of I-PDUs between a source communication interface module and one or more destination communication interface modules (1:n gatewaying).] (SRS_PduR_06012, SRS_PduR_06030)

[SWS_PduR_00437] [The PDU Router module shall support routing of I-PDUs between communication interface modules with immediate transmission (without rate generation by PDU Router)] (SRS_PduR_06012)

Routing of I-PDUs between communication interface modules with different period or rate (rate conversion) is not supported, this can be done via the COM module using signal gateway. In this case the I-PDU has to be routed to the COM module.

There are two flavors of gatewaying an I-PDU depending on the the destination interface module. The used flavor is controlled by the configuration:

- **[SWS_PduR_00303]** [Direct data provision: The PduRDestPduDataProvision of the destination I-PDU is configured to PDUR_DIRECT. When <DstLo>_Transmit is called the <DstLo> module copies the data and the PDU Router does not buffer the transmitted I-PDU any longer.] (SRS_PduR_06032)
- **[SWS_PduR_00306]** [Trigger transmit data provision: The PduRDestPduDataProvision of the destination I-PDU is configured to PDUR_TRIGGERTRANSMIT. When <DstLo>_Transmit is called the <DstLo> module does not copy the data and the PDU Router module shall buffer the I-PDU and wait for the PduR_<DstLo>TriggerTransmit call from the <DstLo> module.] (SRS_PduR_06032)

[SWS_PDUR_00809][In case of last-is best buffering (see PduRQueueDepth), the PduRouter shall buffer the latest I-PDU in case of a trigger transmit data provision.] (SRS_PduR_06032)

The reason why it must be stored for trigger transmit data provision is that the destination communication interface may transmit the I-PDU according to a schedule. Then the communication interface will call the PduR_<DstLo>TriggerTransmit without a preceding <DstLo>_Transmit call.

[SWS_PduR_00662] [In case usage of a FIFO-Buffer (see PduRQueueDepth), if the destination communication interface module is requesting the I-PDU buffer using PduR_<DstLo>TriggerTransmit and the FIFO is empty the return value E_NOT_OK shall be used.] (SRS_PduR_06032, SRS_PduR_06105)

Note that for a gateway of an I-PDU the PduR_<Lo>TxConfirmation is not interesting (except for FIFO of a direct data provision Pdu).

[SWS_PduR_00640] [If the destination communication interface module confirms the (successful or failed) transmission of the I-PDU using PduR_<DstLo>TxConfirmation and destination is not a direct data provision Pdu with FIFO buffer the PDU Router module shall not do anything.] (SRS_PduR_06012, SRS_PduR_06032, SRS_PduR_06105)

It is possible that an I-PDU that will be gatewayed will have different lengths. Therefore:

[SWS_PduR_00783] [In case the I-PDU is gatewayed without buffering in the PDU Router, the PDU Router shall forward the length of the I-PDU up to the smallest value:

- the received data length (PduLength of received I-Pdu)
- the configured data length of the destination I-PDU (PduLength of PduRDestPdu)] (SRS_PduR_06012, SRS_PduR_06032)

[SWS_PduR_00746] [In case the I-PDU is buffered in the PDU Router module: The PDU Router module shall copy the data of of the I-PDU up to smallest of the following values:

- the received data length (PduLength of received I-Pdu)
- the configured maximum PduLength in the buffer (PduRPduMaxLength). In this case the rest of the received I-PDU shall be dropped.] (SRS_PduR_06012, SRS_PduR_06032)

Note: [SWS_PduR_00746] give the user the possibility to avoid buffer over run when PduR_<Lo>TriggerTransmit is called. The user needs to configure PduRMaxPduLength not greater then the length of the destination I-Pdu.

[SWS_PduR_00784] [When the I-PDU is transmitted (direct data provision) from the PduR buffer to the destination module the PduR shall pass the number of bytes which was copied to the buffer as SduLength.] (SRS_PduR_06012, SRS_PduR_06032)

[SWS_PDUR_00819] [When the I-PDU is copied (trigger transmit data provision) from the PduR buffer to the destination module the PduR shall check the lower layer's buffer size provided as SduLength. In case the buffer is too small for the stored PDU data, the PduR shall return E_NOT_OK and not process the TriggerTransmit call any further.] ()

Note: Not processing the TriggerTransmit call as defined in [SWS_PduR_00819] does mean that the PDU shall not be removed from the PduR buffer.

7.1.3.1.1 Error handling

The PDU Router module shall not perform any error handling for an I-PDU instance if an interface module rejects a transmit request which belongs to a gateway operation.

[SWS_PduR_00256] [The PDU Router module shall not retry transmission if the destination communication interface module returns E_NOT_OK after calling <DstLo>_Transmit.] (SRS_PduR_06012, SRS_PduR_06105)

Here the destination returned E_NOT_OK for some reason, will also report this error. The PDU Router module cannot do anything else than discarding the I-PDU.

7.1.3.2 Transport Protocol

Gatewaying I-PDU from a source transport protocol to one or more destination transport protocol module may either be gatewayed direct as a complete I-PDU (complete set of N-PDUs building up the I-PDU is received before transmitted) or as fragmented I-PDU (routing on-the-fly) where a configured number of bytes (threshold) are received before transmission.

In general the PDU Router will gateway the payload only, and will not be aware of transport protocol details such as SF, FF, CF, PCI etc. But the PduR shall also support gatewaying of I-PDUs with MetaData, configured using the MetaDataType of the global PDU. This type of I-PDUs requires no special treatment during interface routing or forwarding, but for TP routing, the additional information has to be forwarded separately. The following requirement is relevant both for direct gatewaying and gatewaying on-the-fly:

[SWS_PduR_00794] [The MetaData of I-PDUs provided by PduR_<SrcLoTp>StartOfReception shall be stored and provided with the I-PDU to <DstLoTp>_Transmit.] (SRS_PduR_06026, SRS_PduR_06124)

On a transport protocol module an I-PDU can be transported in multiple N-PDUs (FF and CFs) or in a single N-PDU (SF). One use-case is that an I-PDU transported in multiple N-PDUs is not multicast (i.e. physical addressing) and in single N-PDU may be multicast (i.e. functional addressing). Another use-case is multicast of a multiframe message to a local receiver and to multiple gateway destinations.

For example: A SF received on CAN and shall be transmitted on two LIN busses. The received SF can carry up to data 6 bytes but a SF on LIN only up to data 5

bytes. Therefore the SF on CAN is limited to data 5 bytes if gatewayed to the two LIN busses.

Note that an I-PDU transported over transport protocol modules may also be gatewayed frame by frame directly through the communication interfaces (i.e. by gatewaying the N-PDUs directly). This requires no special treatment here of the PDU Router module and can be handled by gatewaying through communication interface modules, see 7.1.3.1. However, this requires that the source and destination busses have exactly same packing of N-PDUs (e.g. from CAN to CAN).

7.1.3.2.1 Buffer allocation

The PduR uses two different buffers for gatewaying of transport protocol PDUs: The pool of large TP buffers configured via PduRRoutingPaths, and the dedicated buffers configured via PduRDestTxBufferRef. The dedicated buffers are used for single frame routing and must be large enough to contain the largest possible single frame of the involved bus systems. The large PduRTpBuffers are used for multi frame routing, and must be large enough to contain one block of TP data in case of on-the-fly gatewaying, and for the complete PDU in case of direct gatewaying. The main reason for having dedicated buffers for single frames is that functional diagnostic requests and especially OBD request have a very high priority and must not be delayed by buffer allocation strategies.

[SWS_PduR_00797] [If a gatewayed TP PDU reception is indicated via PduR_<SrcLoTp>StartOfReception, and the total SDU size reported by the parameter TpSduLength is not larger than the configured PduRPduMaxLength of the dedicated buffer referenced by PduRDestTxBufferRef, the PduR shall use the dedicated buffer.] (SRS_PduR_06026, SRS_PduR_06124)

[SWS_PduR_00798] [If a gatewayed TP PDU reception is indicated via PduR_<SrcLoTp>StartOfReception, and the total SDU size reported by the parameter TpSduLength is larger than the configured PduRPduMaxLength of the dedicated buffer, the PduR shall dynamically allocate a buffer from the PduRTxBuffer.] (SRS_PduR_06026, SRS_PduR_06124)

[SWS_PduR_00799] [If no buffer could be allocated during a call of PduR_<SrcLoTp>StartOfReception for the reception of a gatewayed TP PDU, the PduR shall immediately stop further processing of this I-PDU and return BUFREQ_E_OVFL.] (SRS_PduR_06026, SRS_PduR_06124, SRS_PduR_06105)

[SWS_PDUR_00818] [For TP gateway scenario, the availableDataPtr of the PduR_<LoTp>CopyTxData indicates the remaining number of bytes that are available in the PduR's (gateway) TP buffer.] ()

7.1.3.2.2 Direct gatewaying

[SWS_PduR_00551] [The <DstLoTp>_Transmit shall be called on each destination transport protocol module within the PduR_<SrcLoTp>TpRxIndication, if result is E_OK.] (SRS_PduR_06026, SRS_PduR_06029, SRS_PduR_06124)

[SWS_PduR_00697] [For Single-frame transmission, if PduR_<DstLoTp>CopyTxData is called with TpDataState TP_CONFENDING or TP_DATACONF or when the RetryInfoType pointer is NULL, the PDU Router shall copy SduLength bytes of data. If not enough data is available, the Pdu Router shall return BUFREQ_E_BUSY without copying any data.] (SRS_PduR_06026, SRS_PduR_06124)

[SWS_PduR_00705] [For Single-frame transmission, if PduR_<DstLoTp>CopyTxData is called with TpDataState TP_DATARETRY, the PDU Router shall set back the current position by TxTpDataCnt bytes and copy SduLength bytes of data. If the Pdu Router cannot set back the position as requested, it shall return BUFREQ_E_NOT_OK without changing the current position or copying any data. If, after resetting the current position, not enough data is available for copying, the Pdu Router shall return BUFREQ_E_BUSY without copying any data.] (SRS_PduR_06026, SRS_PduR_06124, SRS_PduR_06105)

[SWS_PDUR_00813] [For multi-frame transmission, if PduR_<DstLoTp>CopyTxData is called with TpDataState TP_CONFENDING or TP_DATACONF or when the RetryInfoType pointer is NULL, the PDU Router shall copy SduLength bytes of data. Only the call from the last destination module shall increase the buffer position.] (SRS_PduR_06026, SRS_PduR_06124)

[SWS_PDUR_00814] [If not enough data is available or not all other destination transport protocol modules have called PduR_<DstLoTp>CopyTxData for the previous frame, the Pdu Router shall return BUFREQ_E_BUSY without copying any data.] (SRS_PduR_06026, SRS_PduR_06124)

[SWS_PDUR_00815] [For multi-frame transmission, if PduR_<DstLoTp>CopyTxData is called with TpDataState TP_DATARETRY, the PDU Router shall return BUFREQ_E_NOT_OK without copying any data.] (SRS_PduR_06026, SRS_PduR_06124, SRS_PduR_06105)

7.1.3.2.3 Forwarding to upper layers

If the I-PDU is gatewayed (direct Transport Protocol gateway) to one or more destination transport protocol modules, this I-PDU may be also received by a local upper layer module.

Implementations may choose to report (via DET) whenever the upper layer reception was not successful. The gatewaying to lower layers should not be aborted in this case.

The reception to the upper layers part of direct gatewaying is specified below:

[SWS_PduR_00789] [In case of gatewaying, when a successful RxIndication is received by PduR from the lower layer, the module shall initiate a reception session for a configured upper layer destination: <UpTp>_StartOfReception, <UpTp>_CopyRxData, and <UpTp>_RxIndication will be called in this order.] (SRS_PduR_06026, SRS_PduR_06029)

[SWS_PduR_00790] [When an error is returned by <UpTp>_StartOfReception for a multicast TP gatewaying with configured local destination, the PduR shall stop the upper layer reception without further interaction with the upper layer] (SRS_PduR_06026, SRS_PduR_06029, SRS_PduR_06105)

[SWS_PduR_00791] [When <UpTp>_StartOfReception returns BUFREQ_OK, but the available buffer is too small to receive the whole message, the PduR shall call <UpTp>_RxIndication with result = E_NOT_OK] (SRS_PduR_06026, SRS_PduR_06029, SRS_PduR_06105)

[SWS_PduR_00792] [When <UpTp>_CopyRxData returns an error, the PduR shall call <UpTp>_RxIndication with result = E_NOT_OK.] (SRS_PduR_06026, SRS_PduR_06029, SRS_PduR_06105)

7.1.3.2.4 Gatewaying on-the-fly

In gatewaying on-the-fly the PDU Router module will start transmission to the destination transport protocol module when a specific threshold is reached.

[SWS_PduR_00708] [Using gatewaying on-the-fly only one destination transport protocol module is allowed.] (SRS_PduR_06026, SRS_PduR_06124)

[SWS_PduR_00317] [The PDU Router module shall start the TP transmission on the destination bus by calling <DstLoTp>_Transmit as soon as the Tx threshold has been reached for the specific destination.] (SRS_PduR_06026, SRS_PduR_06124)

[SWS_PDUR_00811] [If a TP transmission is started via PduR_<SrcLo>StartOfReception, the PDU Router module shall directly call <DstLoTp>_Transmit if PduRTpThreshold = 0.] (SRS_PduR_06124)

If gatewaying on-the-fly is used the Pdu Router shall not support retransmission of already transmitted data:

[SWS_PDUR_00808] [The PDU Router module shall start the TP transmission on the destination bus by calling <DstLoTp>_Transmit if result value is E_OK in the PduR_<SrcLoTp>RxIndication even if the TP threshold was not reached.] (SRS_PduR_06012, SRS_PduR_06026, SRS_PduR_06124)

[SWS_PduR_00707] [If PduR_<DstLoTp>CopyTxData is called with TpDataState TP_DATACONF or if the RetryInfoType pointer is NULL, the PDU Router shall copy SduLength bytes of data.] (SRS_PduR_06026, SRS_PduR_06124)

7.1.3.2.5 Common requirements

Following requirements applies to both direct gatewaying and routing-on-the-fly gatewaying.

[SWS_PduR_00696] [If PduR_<DstLoTp>CopyTxData is called and state is TP_DATACONF then the PDU Router may free the already copied data.] (SRS_PduR_06026, SRS_PduR_06124)

7.1.3.2.6 All destination transport protocol modules will confirm transmission of the I-PDU.

[SWS_PduR_00637] [When the PDU Router module receives the PduR_<DstLoTp>TxConfirmation, the PDU Router shall free the I-PDU buffer for this destination.] (SRS_PduR_06026, SRS_PduR_06124)

[SWS_PduR_00740] [If the transport protocol module calls PduR_<LoTp>CopyTxData or PduR_<LoTp>CopyRxData with length zero (PduInfoType.SduLength = 0) the PDU Router module shall return the size of the current available buffer or the current available data respectively.] (SRS_PduR_06026, SRS_PduR_06124)

7.1.3.2.7 Error handling

Error handling for I-PDUs gatewayed using transport protocol modules is simple, the PDU Router module will not do anything and rely that the transport protocol modules handles the communication errors properly.

[SWS_PduR_00687] [If routing on-the-fly is used and PduR_<SrcLoTp>CopyRxData is called and the provided data cannot be stored in the buffer, then BUFREQ_E_NOT_OK shall be returned and the execution of the I-PDU gateway shall be stopped.] (SRS_PduR_06026, SRS_PduR_06124, SRS_PduR_06105)

[SWS_PduR_00689] [If the result value is not E_OK in the PduR_<SrcLoTp>RxIndication, the PDU Router shall immediately stop further processing of the I-PDU.] (SRS_PduR_06026, SRS_PduR_06124, SRS_PduR_06105)

Note:

The PDU Router shall not expect a PduR_<SrcLoTp>RxIndication after PduR_<SrcLoTp>StartOfReception failed.

The PDU Router shall not expect a PduR_<DstLoTp>TxConfirmation after <LoTp>_Transmit failed.

[SWS_PduR_00803] [In case of gatewaying between TPs, when one destination fails (Transmit returns E_NOT_OK or TpTxConfirmation is called with an error), the other destinations shall continue.]

[SWS_PduR_00804] [In case of gatewaying between TPs, when all destinations fail, the reception side shall be stopped by returning BUFREQ_E_NOT_OK for the current call of CopyRxData or StartOfReception.]

7.1.3.2.8 Handling I-PDUs with unknown length

The PduR is able to handling unknown length I-PDUs (i.e. streaming type of data) using the TP API. The definition of unknown length is indicated by TpSduLength=0.

[SWS_PDUR_00823] [In a gateway situation and PduR_<SrcLoTp>StartOfReception is called with TpSduLength=0 only gateway-on-the-fly is supported.] ()

7.1.3.3 FIFO

It is possible to Gateway an I-PDU using a FIFO queued behavior from one source to multiple destination lower layer modules. FIFO queues can be used for Communication Interfaces and Transport Protocols (even with multi N-PDU messages)

[SWS_PduR_00785] [If PduRQueueDepth is configured to a value greater then 1 the Tx Pdu buffer shall have a first in – first out (FIFO) behavior.] (SRS_PduR_06012, SRS_PduR_06032)

In the following chapter the term “FIFO” or “FIFO queue” is used as a synonym for the Tx I-Pdu buffer of the PduR.

The FIFO has states and these states may change when calling various PduR API's called from different contexes. E.g. a PduR_<SrcLo>RxIndication call could be interrupted by a PduR_<DstLo>TxConfirmation call. Thus there is a need to protect those concurrent calls.

If a FIFO is used in case of direct data provision the destination I-PDU must be configured to call the PduR_<DstLo/DstLoTp>TxConfirmation, see PduRTransmissionConfirmation.

[SWS_PduR_00307] [It shall be possible to configure a FIFO for each destination I-PDU] (SRS_PduR_06012, SRS_PduR_06032)

[SWS_PduR_00793] [If direct data provision is used with a FIFO: The PduR shall enqueue new data in the FIFO when PduR_<SrcLo/SrcLoTp>RxIndication is called

and the last transmission of the same PDU has not yet been confirmed via PduR_<DstLo/DstLoTp >TxConfirmation.] (SRS_PduR_06012, SRS_PduR_06032)

[SWS_PduR_00665] [If direct data provision is used with a FIFO: When PduR_<SrcLo/SrcLoTp>RxIndication is called and the FIFO queue is empty and no confirmation is outstanding for the same PDU, <DstLo/DstLoTp>_Transmit shall be called directly. The FIFO stays empty.] (SRS_PduR_06012, SRS_PduR_06032)

[SWS_PduR_00786] [When PduR_<SrcLo/SrcLo>RxIndication is called and the FIFO queue is empty in case of trigger transmit data provision the received I-PDU shall be copied to the FIFO and <DstLo/DstLoTp >_Transmit shall be called.] (SRS_PduR_06012, SRS_PduR_06032)

[SWS_PduR_00787] [When PduR_<SrcLo/SrcLoTp>RxIndication is called and the FIFO queue is not empty then the received I-PDU shall be copied as latest entry.] (SRS_PduR_06012, SRS_PduR_06032)

[SWS_PduR_00667] [When PduR_<DstLo/DstLoTp>TxConfirmation is called and the FIFO queue is not empty in case of direct data provision <DstLo/DstLoTp>_Transmit shall be called with the oldest I-PDU of the FIFO. The transmitted I-PDU shall be removed afterwards.] (SRS_PduR_06012, SRS_PduR_06032)

7.1.3.3.1 Communication Interface

[SWS_PduR_00666] [When PduR_<DstLo>TriggerTransmit is called and will return E_OK according to SWS_PduR_00819, the oldest FIFO entry shall be copied and then removed. If afterwards the FIFO queue is not empty <DstLo>_Transmit shall be called with the oldest I-PDU of the FIFO.] (SRS_PduR_06012, SRS_PduR_06032)

Note: In case of the destination module is FrIf the FrIfCounterLimit of the Pdu needs to be configured > 1 because the new transmit will be called before the counter is decremented. For LinIf there is no such a constraint, however FIFO queue routing to sporadic frames is not supported.

7.1.3.3.2 Transport Protocol

[SWS_PDUR_00830] [When PduR_<SrcLoTp>StartOfReception and FIFO is enabled, the PduR shall reserve enough buffers from PduRTxBuffer (for each destination in case of 1:n).] ()

[SWS_PDUR_00831] [The PduR shall start transmission on destination Transport Protocol when either PduRTpThreshold or complete (PduR_<DstLoTp>RxIndication is called) I-PDU is received.] ()

[SWS_PDUR_00832] [If another PduR_<SrcLoTp>StartOfReception for same routing path(s) is called, then PduR shall store the I-PDU in a FIFO.] ()

[SWS_PDUR_00833] [When PduR_<DstLoTp>TxConfirmation is received from destination transport protocol module, the PduR shall start transmission of next I-PDU if FIFO is not empty.] ()

[SWS_PDUR_00834] [It shall be allowed to use routing-on-the-fly on gatewaying. If FIFO queue is empty then PduR can call <DstLoTp>_Transmit each time when the PduRTpThreshold is reached.] ()

[SWS_PDUR_00835] [If FIFO queue is already containing at least one entry the received message shall be stored in the FIFO, and <DstLoTp>_Transmit shall be called as soon as this FIFO queue entry is due for transmission (i.e. when this message is first ion the FIFO).] ()

Note: The effect of Gateway-on-the-fly using FIFO is that it will be a faster way to gateway the TP messages. Obviously if the FIFO is not empty then the received message the message must be stored and not to be forwarded to the desintation TP.

7.1.3.3.3 Error handling

[SWS_PduR_00788] [If <DstLo>_Transmit(), called with an I-PDU from the FIFO buffer, returns E_NOT_OK the I-PDU shall be removed from the FIFO and the next FIFO entry shall be transmitted, if available.] (SRS_PduR_06012, SRS_PduR_06105)

[SWS_PDUR_00807][When <DstLo>_Transmit() returns E_NOT_OK for a routing path using a FIFO, the PDU Router shall report PDUR_E_PDU_INSTANCES_LOST to the DET module.] (SRS_PduR_06012, SRS_PduR_06105)

[SWS_PduR_00806][When one destination fails (Transmit returns E_NOT_OK), the other destinations shall continue.] ()

[SWS_PduR_00255] [If the FIFO is full and a new PduR_<SrcLo>RxIndication is called, the FIFO shall be flushed] (SRS_PduR_06012, SRS_PduR_06032)

Note: That means in case of PduRQueueDepth is configured to 1 and the PduRDestPduDataProvision is configured to PDUR_TRIGGERTRANSMIT the new I-Pdu will be always copied within the next PduR_<Lo>TriggerTransmit call. That is a “Last is best” behaviour.

[SWS_PduR_00670] [If the FIFO is flushed the PDU Router shall report PDUR_E_PDU_INSTANCES_LOST to the DET module.] (SRS_PduR_06012, SRS_PduR_06032, SRS_PduR_06106)

[SWS_PduR_00669] [If the FIFO is flushed the new I-PDU delivered by the PduR_<SrcLo>RxIndication shall be handled as if the FIFO is empty.]
(SRS_PduR_06012, SRS_PduR_06032)

The new I-PDU that causes the FIFO flush will be served and not discarded.

7.2 Cancel transmission

An upper layer module may request cancellation of an I-PDU (transported by communication interface module or transport protocol module). The PDU Router module will forward the request to either one destination module (unicast) or multiple destination modules (multicast).

The PduR_<Up>CancelTransmit is used to cancel communication interface I-PDU and to cancel transport protocol I-PDUs in the case of forwarding.

The cancel transmission is optional and enabled in the configuration per module, see PduRCancelTransmit configuration parameter.

In case of forwarding, an upper layer module requests cancellation of an I-PDU, and the PDU router will forward the request to one or more destination modules according to the routing path.

In case of gatewaying, Cancel transmission can be used by the gateway-part of the PduR to optimize resource handling (i.e. if the destination is not available anymore).

[SWS_PduR_00710] [If the routing path for the requested I-PDU is disabled, then PduR_<Up>CancelTransmit shall return E_NOT_OK directly without any further action.] (SRS_PduR_06122, SRS_PduR_06120)

Following requirements describes the behavior in the PDU Router module when the PduR_<Up>CancelTransmit is called:

[SWS_PduR_00721] [Communication interface module PduR_<Up>CancelTransmit and Single Destination. The PDU Router module shall call the <Lo>_CancelTransmit for the destination module of the I-PDU.]
(SRS_PduR_06122)

[SWS_PduR_00723] [Communication interface module PduR_<Up>CancelTransmit and Multiple destinations. The PDU Router module shall call the <Lo>_CancelTransmit for each destination module of the I-PDU.]
(SRS_PduR_06122, SRS_PduR_06030)

[SWS_PduR_00722] [Transport protocol module PduR_<Up>CancelTransmit and Single Destination. The PDU Router module shall call the <LoTp>_CancelTransmit for the destination module of the I-PDU.]
(SRS_PduR_06122)

[SWS_PduR_00724] [Transport protocol module PduR_<Up>CancelTransmit and Multiple Destinations. The PDU Router module shall call the <LoTp>_CancelTransmit for each destination module of the I-PDU.]
(SRS_PduR_06122, SRS_PduR_06029)

Following requirements describes the behavior in the PDU Router module when the return value of <Lo>_CancelTransmit or <LoTp>_CancelTransmit is received:

[SWS_PduR_00700] [For a Single Destination the PDU Router module shall return same return value to the calling upper layer module.] (SRS_PduR_06122, SRS_PduR_06104)

[SWS_PduR_00701] [For Multi Destination, E_OK shall be returned to the calling upper layer if all destination modules return E_OK. Otherwise, E_NOT_OK shall be returned.] (SRS_PduR_06029, SRS_PduR_06030, SRS_PduR_06125, SRS_PduR_06122, SRS_PduR_06104)

7.3 Cancel reception

An upper layer module may request cancellation of an I-PDU transported on transport protocol module(s). The PDU router module will get a request through the PduR_<Up>CancelReceive. The confirmation of the cancellation request is made through the return value of <LoTp>_CancelReceive that is forwarded to the upper layer module as return value of PduR_<Up>CancelReceive.

[SWS_PduR_00726] [If the routing path for the requested I-PDUs is disabled, then PduR_<Up>CancelReceive shall return E_NOT_OK directly without any further action.] (SRS_PduR_06122, SRS_PduR_06120)

The flow of the I-PDU id on the receiving side is from lower to upper modules. Here the flow is from upper to lower modules, since the id belongs to an already (partially) received I-PDU for which the reception shall be canceled.

[SWS_PduR_00736] [The I-PDU id provided in the call is Rx I-PDU ID and therefore the PDU Router module shall be able to identify this I-PDU correctly.]
(SRS_PduR_06122)

[SWS_PduR_00727] [When the PduR_<Up>CancelReceive is called the PDU Router module shall call the <LoTp>_CancelReceive for the destination transport protocol module of the I-PDU.] (SRS_PduR_06026, SRS_PduR_06122)

[SWS_PduR_00732] [The return value of the <LoTp>_CancelReceive shall be forwarded to the upper layer module.] (SRS_PduR_06122, SRS_PduR_06105)

7.4 Zero Cost Operation

Zero cost operation is an optimization that may be done where source and destination modules are single and in source code (one of the modules must be in source code otherwise the PDU Router must create glue-code for the function call). For example an ECU with a COM module and a single CAN bus, the PduR_ComTransmit may directly call the CanIf_Transmit without any logic inside the PduR Module. The PDU Router becomes a macro layer.

This optimization is only possible where routing paths are of configuration class Pre-Compile.

[SWS_PduR_00287] [If PduRZeroCostOperation is set to true and all routing paths are of configuration class Pre-Compile; modules directly above or below the PDU Router may directly call each other without using PduR module functions.] (SRS_PduR_06020)

[SWS_PduR_00619] [If PduRZeroCostOperation is set to true and at least one routing path is not of configuration class Pre-Compile; the PDU Router module configuration generator shall report an error.] (SRS_PduR_06020)

7.5 State Management

The state machine of the PDU Router module is depicted in Figure 4.

[SWS_PduR_00644] [Only one instance of the state machine shall exist in the PDUR module.] (SRS_BSW_00406)

[SWS_PduR_00324] [The PDU Router module shall consist of two states, PDUR_UNINIT and PDUR_ONLINE, as defined in PduR_StateType.] (SRS_BSW_00406)

[SWS_PduR_00325] [The PDU Router module shall be in the state `PDUR_UNINIT` after power up the PDU Router module (i.e. before calling the `PduR_Init` function).] (SRS_BSW_00406)

[SWS_PduR_00326] [The PDU Router module shall change to the state `PDUR_ONLINE` when the PDU Router has successfully been initialized via the function `PduR_Init`.] (SRS_BSW_00406)

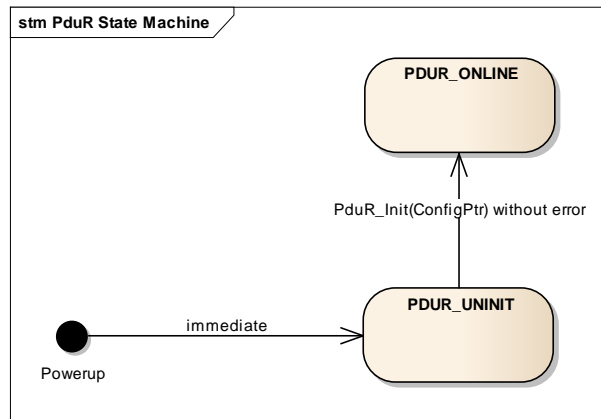


Figure 4: PDU Router states

[SWS_PduR_00328] [The PDU Router module shall perform routing of PDUs according to the PDU Router routing tables only when it is in the online state (`PDUR_ONLINE`).] (SRS_BSW_00406, SRS_PduR_06001)

[SWS_PduR_00330] [The PDU Router module shall perform no routing when it is in the uninitialized state (`PDUR_UNINIT`).] (SRS_BSW_00406, SRS_PduR_06001)

[SWS_PduR_00645] [The PDU Router module shall release all buffers in the `PduR_Init` function.] (SRS_BSW_00406)

[SWS_PduR_00308] [The function `PduR_Init` shall initialize all configured default value to the PDU transmit buffers.] (SRS_BSW_00406, SRS_PduR_06001)

7.6 Routing path groups

A routing path group is a group of I-PDUs that can be disabled and enabled during runtime. The group contains the destination I-PDUs and not the routing path itself. The reason is that it is desirable to enable or disable I-PDUs for a specific bus. And a routing path can multicast an I-PDU to several busses.

Enabling and disabling of routing path groups is typically used by the BswM module.

[SWS_PduR_00717] [If the I-PDU ID used in an API is disabled in all destination modules E_NOT_OK (if possible) shall be returned with no further action.]
(SRS_PduR_06120, SRS_PduR_06029, SRS_PduR_06030)

[SWS_PduR_00715] [Enabling of I-PDU routing path groups shall be immediate]
(SRS_PduR_06120)

Example: A subsequent call to PduR_<Up>Transmit shall serve this I-PDU directly.

[SWS_PDUR_00805] [If a routing path group is disabled (by the call PduR_DisableRouting) the PduR shall directly return for following functions for this routing path group:

- PduR_<User:Up>Transmit
- PduR_<User:Lo>RxIndication
- PduR_<User:Lo>TriggerTransmit
- PduR_<User:LoTp>StartOfReception
- PduR_<User:LoTp>CopyRxData
- PduR_<User:LoTp>CopyTxData

If the function has a Std_ReturnType, it shall return E_NOT_OK. If function has a BufReq_ReturnType, it shall return BUFREQ_E_NOT_OK.] ()

Note: This does not affect PduR_<User:LoTp>RxIndication

[SWS_PDUR_00810] [When a routing path associated with a single buffer (PduRQueueDepth == 1) is stopped, the according buffer shall be set to the default value if PduR_DisableRouting is called with initialize set to true, otherwise the current value shall be retained.] (SRS_PduR_06120, SRS_PduR_06032, SRS_PduR_06124)

[SWS_PduR_00663] [When a routing path associated with a FIFO (PduRQueueDepth > 1) is stopped, the according FIFO shall be flushed, and the PduR shall report PDUR_E_PDU_INSTANCES_LOST to the DET if DET reporting is enabled.] (SRS_PduR_06120, SRS_PduR_06032, SRS_PduR_06124)

Example: If a gateway operation is made and the PDU Router module has buffered an I-PDU and is waiting for the destination communication module to call trigger transmit, the buffer is cleared and the buffer not available is returned to the destination communication interface.

7.7 Complex Driver Interaction

Besides the AUTOSAR Com and Dcm modules, Complex Drivers (CDD) are also possible as upper or lower layer modules for the PduR.

Whether a CDD is an upper layer or a lower layer module for the PduR is configurable via the PduRUpperModule or PduRLowerModule configuration parameters of the PduRBswModules configuration.

A CDD can require both a communication interface API or a transport protocol API, depending on the configuration parameters PduRCommunicationInterface and PduRTransportProtocol of the PduRBswModules configuration. The API functions provided by the PduR for the CDD interaction contain the CDD's service prefix as specified by the apiServicePrefix configuration parameter, see [SWS_PduR_00504](#).

The PduR provides the unique transmit function PduR_<Cdd>Transmit for each upper layer CDD. When a callout function of the PduR is invoked from a lower layer module for a Pdu that is transmitted or received by an upper layer CDD, the PduR invokes the corresponding target function of the CDD.

For a lower layer CDD that requires a communication interface API, the PduR provides a unique set of communication interface API functions PduR_<Cdd>RxIndication and – if configured – PduR_<Cdd>TxConfirmation and PduR_<Cdd>TriggerTransmit, see Section 8.3.3.

For a lower layer CDD that requires a transport protocol API, the PduR provides a unique set of transport protocol API functions PduR_<Cdd>CopyRxData, PduR_<Cdd>CopyTxData, PduR_<Cdd>RxIndication, PduR_<Cdd>StartOfReception and PduR_<Cdd>TxConfirmation, see Section 8.3.4.

When an API function of the PduR is invoked from an upper layer module for a Pdu that is transmitted or received by a lower layer CDD, the PduR invokes the corresponding target function of the CDD.

To determine if a Pdu is transmitted or received by a CDD, the PduR has to examine the origin of the references to the Pdu list in the EcuC module:

- If the source Pdu of a routing path references a Pdu in the Pdu list that is also referenced by an upper layer CDD, the Pdu is transmitted by the CDD.
- If the destination Pdu of a routing path references a Pdu in the Pdu list that is also referenced by an upper layer CDD, the Pdu is received by the CDD.
- If the source Pdu of a routing path references a Pdu in the Pdu list that is also referenced by a lower layer CDD, the Pdu is received from the CDD.
- If the destination Pdu of a routing path references a Pdu in the Pdu list that is also referenced by a lower layer CDD, the Pdu is transmitted via the CDD.

[SWS_PduR_00504] [The PduR shall use the apiServicePrefix attribute of the CDD's vendor specific module definition (EcucModuleDef element) to replace the <Lo>, <Up>, and <LoTp> tags of the GenericComServices APIs (see Section 12). The CDD's vendor specific module definition can be indirectly accessed via the configuration parameter PduRBswModuleRef which references the top-level element of the concrete configuration of the CDD (i.e., EcucModuleConfigurationValues element) which references the CDD's vendor specific module definition (EcucModuleDef element).] (SRS_BSW_00310)

7.8 Error classification

For details refer to the chapter 7.2 “Error classification” in *SWS_BSWGeneral*.

Note that the PduR does not report production errors.

7.8.1 Development Errors

[SWS_PduR_00100] [The following Development Errors and exceptions shall be detectable by the PDU Router module depending on its build version (development/production mode):

<i>Type or error</i>	<i>Related error code</i>	<i>Value [hex]</i>
Invalid configuration pointer	PDUR_E_INIT_FAILED	0x00
API service (except PduR_GetVersionInfo) used without module initialization or PduR_Init called in any state other than PDUR_UNINIT	PDUR_E_UNINIT	0x01
Invalid PDU identifier	PDUR_E_PDU_ID_INVALID	0x02
If the routing table is invalid that is given to the PduR_EnableRouting or PduR_DisableRouting functions	PDUR_E_ROUTING_PATH_GROUP_ID_INVALID	0x08
Null pointer has been passed as an argument	PDUR_E_PARAM_POINTER	0x09

] (SRS_BSW_00337, SRS_BSW_00323, SRS_BSW_00452)

7.8.1 Runtime Errors

[SWS_PDUR_00816] Runtime Error Types

<i>Type of error</i>	<i>Related error code</i>	<i>Value [hex]</i>
TP module rejects a transmit request for a valid PDU identifier	PDUR_E_TP_TX_REQ_REJECTED	0x03
Loss of a PDU instance (buffer overrun in gateway operation)	PDUR_E_PDU_INSTANCES_LOST	0x0a

] ()

7.8.2 Transient Faults

There are no Transient faults.

7.8.3 Production Errors

There are no production errors.

7.9 Error detection

[SWS_PduR_00119] [If the PDU Router module has not been initialized (state PDUR_UNINIT), all functions except PduR_Init and PduR_GetVersionInfo shall report the error PDUR_E_UNINIT via the DET when called, when PduRDevErrorDetect is enabled.] (SRS_BSW_00406)

[SWS_PDUR_00824] [When the PduR detects a development, runtime, or transient error, it shall use the module Id of the calling module as instance Id when calling the Default Error Tracer module.] ()

Note:

The standardized module ID is found in the List of Basic Software Modules document [9]. The parameter PduRBSwModuleRef identifies the module used. With this information the moduleID can be retrieved in the BswModuleDescription.moduleId

7.10 API parameter checking

[SWS_PduR_00221] [If development error detection is enabled, a PDU identifier is not within the specified range, and the PDU identifier is configured to be used by the PDU Router module, the PDU Router module shall report the error PDUR_E_PDU_ID_INVALID to the DET module, when PduRDevErrorDetect is enabled.] (SRS_PduR_06103, SRS_BSW_00323)

7.11 Multicore Distribution

The PduR module is distributed over all partitions and acts as a central inter-partition dispatcher for any inter-partition (inter-core) routing path(s), mainly for gateway and multicast use cases.

For further explanations about the distribution principles, please see chapter “Com-Stack Distribution” within the Guide to BSW Distribution [11].

[SWS_PDUR_00836] DRAFT [The PDU Router module configuration generator shall examine the partition assignment of each source/destination I-PDU of all routing path instances.]()

[SWS_PDUR_00837] DRAFT [The PDU Router module configuration generator shall take over the dedicated partition reference if an EcucPduDedicatedPartition container is available for the respective module, referred by EcucPduDedicatedPartitionBswModuleRef.]()

[SWS_PDUR_00838] DRAFT [In case no module individual dedicated partition reference (EcucPduDedicatedPartition) is available for the respective module, the PDU Router module configuration generator shall take over the default partition reference of the I-PDU.]()

[SWS_PDUR_00839] DRAFT [The PDU Router module configuration generator shall process a routing path as intra-partition communication, if both connected I-PDUs (source and target) are assigned to the same partition.]()

[SWS_PDUR_00840] DRAFT [The PDU Router module configuration generator shall process a routing path as inter-partition communication, if the connected source and target I-PDU are assigned to different partitions.]()

[SWS_PDUR_00841] DRAFT [In configurations, in which upper and/or lower layers reside in different partitions, PduR may provide one init function per ECUC partition.](SRS_BSW_00459, SRS_BSW_00460)

[SWS_PDUR_CONSTR_00861] DRAFT [The PDU Router shall only accept PduRRoutingPathGroups, which contain PduRRoutingPaths having all destination I-PDUs assigned to the same partition.] ()

7.11.1.1 Intra-partition Routing Path

The intra-partition communication behavior should not be altered, even though there are upper and/or lower layers, which reside in different partitions.

[SWS_PDUR_CONSTR_00842] DRAFT [For routing paths with TriggerTransmit Transmission from an upper module the PDU Router shall accept intra-partition routings only.]()

7.11.1.2 Inter-partition Routing Path

This chapter describes, how the PduR shall handle Pdu inter-partition routing paths. This means a destination Pdu is mapped to a different ECUC partition than the corresponding source Pdu.

PduR shall perform the actual cross-partition communication with respect to data and call context.

Note: The Guide to Guide to BSW Distribution [11] describes the ways how to solve a context switch in a multicore environment within its chapter “BSW Distribution in Multi-Core Systems”.

7.11.1.2.1 Upper layer module interaction

[SWS_PDUR_00843] DRAFT [For inter-partition routing paths, the return value of the function PduR_<User:Up>Transmit shall reflect if the PduR itself has accepted the transmit request or not.]()

[SWS_PDUR_00844] DRAFT [For inter-partition routing paths, the call to the function PduR_<User:Up>Transmit shall only execute code that is assigned to the same ECUC partition. PduR shall not call the <Provider:Lo>_Transmit in the same context.]()

[SWS_PDUR_00845] DRAFT [For inter-partition routing paths, the return value of the function PduR_<User:Up>CancelTransmit shall reflect if the PduR itself has accepted the transmit cancellation or not.]()

[SWS_PDUR_00846] DRAFT [For inter-partition routing paths, the call to the function PduR_<User:Up>CancelTransmit shall only execute code that is assigned to the same ECUC partition. PduR shall not call the <Provider:LoTp>_CancelTransmit in the same context.]()

[SWS_PDUR_00847] DRAFT [For inter-partition routing paths, the return value of the function PduR_<User:Up>CancelReceive shall reflect if the PduR itself has accepted the reception cancellation or not.]()

[SWS_PDUR_00848] DRAFT [For inter-partition routing paths, the call to the function PduR_<User:Up>CancelReceive shall only execute code that is assigned to the same ECUC partition. PduR shall not call the <Provider:LoTp>_CancelReceive in the same context.]()

7.11.1.2.2 Lower layer communication interface module interaction

[SWS_PDUR_00849] DRAFT [For inter-partition routing paths, the call to the function PduR_<User:Lo>RxIndication shall only execute code that is assigned to the same ECUC partition. PduR shall not call the <Provider:Up>_RxIndication in the same context.]()

[SWS_PDUR_00850] DRAFT [For inter-partition routing paths, the call to the function PduR_<User:Lo>TxConfirmation shall only execute code that is assigned to the same ECUC partition. PduR shall not call the <Provider:Up>_TxConfirmation in the same context.]()

7.11.1.2.3 Lower layer transport protocol module interaction

[SWS_PDUR_00851] DRAFT [For inter-partition routing paths, the call to the function PduR_<User:LoTp>CopyRxData shall only execute code that is assigned to the same ECUC partition. PduR shall not call the upper layer <Provider:UpTp>_CopyRxData in the same context.]()

[SWS_PDUR_00852] DRAFT [For inter-partition routing paths, the return value of the function PduR_<User:LoTp>CopyRxData shall reflect the status of the PduR but not of Provider:UpTp.]()

[SWS_PDUR_00853] DRAFT [For inter-partition routing paths, the call to the function PduR_<User:LoTp>RxIndication shall only execute code that is assigned to the same ECUC partition. PduR shall not call the upper layer <Provider:UpTp>_RxIndication in the same context.]()

[SWS_PDUR_00854] DRAFT [For inter-partition routing paths, the call to the function PduR_<User:LoTp>StartOfReception shall only execute code that is assigned to the same ECUC partition. PduR shall not call the upper layer <Provider:UpTp>_StartOfReception in the same context.]()

[SWS_PDUR_00855] DRAFT [For inter-partition routing paths, the return value of the function _<User:LoTp>StartOfReception shall reflect the status of the PduR but not of Provider:UpTp.]()

[SWS_PDUR_00856] DRAFT [For inter-partition routing paths, the call to the function PduR_<User:LoTp>CopyTxData shall only execute code that is assigned to the same ECUC partition. PduR shall not call the upper layer <Provider:UpTp>_CopyTxData in the same context.]()

[SWS_PDUR_00857] DRAFT [For inter-partition routing paths, the return value of the function PduR_<User:LoTp>CopyTxData shall reflect the status of the PduR but not of Provider:UpTp.]()

[SWS_PDUR_00858] DRAFT [For inter-partition routing paths, the call to the function PduR_<User:LoTp>TxConfirmation shall only execute code that is assigned to the same ECUC partition. PduR shall not call the upper layer <Provider:UpTp>_TxConfirmation in the same context.]()

[SWS_PDUR_00859] DRAFT [For inter-partition transport protocol module interactions, PduR shall be the relay between User:Lo/UpTp and Provider:Lo/UpTp routing paths and decouple the call context by intermediate buffering.]()

Note: The reception behavior on the source bus depends on the PduR's configuration (PduRTpThreshold/PduRSourcePduBlockSize).

[SWS_PDUR_00860] DRAFT [PduR shall treat inter-partition transport protocol module interactions as gateway routings.]()

Note: Configurations, in which upper and/or lower transport protocol layers reside in different partitions will have an effect on the timing (latency) and potentially the behavior on the bus (late abort of Rx transmission in case the User:Lo/UpTp was not ready to receive). If this cannot be tolerated, all participating modules have to be mapped to the same partition.

8 API specification

The following paragraphs specify the API of the PDU Router module.

8.1 Imported types

In this chapter all types included from the following modules are listed:

[SWS_PduR_00333]

<i>Module</i>	<i>Header File</i>	<i>Imported Type</i>
ComStack_Types	ComStack_Types.h	BufReq_ReturnType
	ComStack_Types.h	PduIdType
	ComStack_Types.h	PduInfoType
	ComStack_Types.h	PduLengthType
	ComStack_Types.h	RetryInfoType
	ComStack_Types.h	TpDataStateType
Std	Std_Types.h	Std_ReturnType
	Std_Types.h	Std_VersionInfoType

](SRS_BSW_00301)

8.2 Type definitions

8.2.1 PduR_PBConfigType

The post-build-time configuration fulfills two functionalities:

- Post-build selectable, where more than one configuration is located in the ECU, and one is selected at init of the PDU Router module
- Post-build loadable, where one configuration is located in the ECU. This configuration may be reprogrammed after compile-time

Basically there is no restriction to mix both selectable and loadable. Typically the post-build loadable is located in its own flash sector where it can be reprogrammed without affecting other modules/applications.

[SWS_PduR_00743]

<i>Name</i>	
PduR_PBConfigType	

Kind	Structure	
Elements	--	
	Type	--
	Comment	implementation specific
Description	Data structure containing post-build-time configuration data of the PDU Router.	
Available via	PduR.h	

|(SRS_BSW_00400, SRS_BSW_00438, SRS_BSW_00404, SRS_BSW_00305)

[SWS_PduR_00241] [The type PduR_PBConfigType is an external data structure containing post-build-time configuration data of the PDU Router module which shall be implemented in PduR_PBcfg.c (see chapter 5.1.1 and 10.2).] (SRS_BSW_00438, SRS_BSW_00404)

8.2.2 PduR_PBConfigIdType

This type is returned by the PduR_GetConfigurationId API.

[SWS_PduR_00771]

Name	PduR_PBConfigIdType
Kind	Type
Derived from	uint16
Description	Identification of the post-build configuration currently used for routing I-PDUs. An ECU may contain several configurations (post-build selectable), each have unique Id.
Available via	PduR.h

|(SRS_BSW_00405, SRS_BSW_00305, SRS_PduR_06097)

8.2.3 PduR_RoutingPathGroupIdType

The routing path group ID is used for identifying a specific group of routing path destinations. The reason is that the destinations of a 1:n routing path typically belong to more than one bus, and it shall be possible to enable/disable routing per bus.

Therefore a routing path group separates 1:n routing paths into 1:1 paths.

[SWS_PduR_00654]

Name	PduR_RoutingPathGroupIdType
-------------	-----------------------------

Kind	Type
Derived from	uint16
Description	Identification of a Routing Table
Available via	PduR.h

](SRS_BSW_00305, SRS_PduR_06120)

8.2.4 PduR_StateType

[SWS_PduR_00742]

Name	PduR_StateType		
Kind	Enumeration		
Range	PDUR_UNINIT	--	PDU Router not initialised
	PDUR_ONLINE	--	PDU Router initialized successfully
Description	States of the PDU Router		
Available via	PduR.h		

](SRS_BSW_00305, SRS_BSW_00335, SRS_BSW_00406)

8.3 Function definitions

8.3.1 General functions provided by the PDU Router

8.3.1.1 PduR_Init

[SWS_PduR_00334]

Service Name	PduR_Init	
Syntax	<pre>void PduR_Init (const PduR_PBConfigType* ConfigPtr)</pre>	
Service ID [hex]	0xf0	
Sync/Async	Synchronous	
Reentrancy	Non Reentrant	
Parameters (in)	ConfigPtr	Pointer to post build configuration
Parameters (inout)	None	
Parameters (out)	None	

Return value	None
Description	Initializes the PDU Router
Available via	PduR.h

](SRS_BSW_00101, SRS_BSW_00358, SRS_BSW_00414, SRS_BSW_00310)
 Integration note: To avoid problems calling the PDU Router module uninitialized it is important that the PDU Router module is initialized before interfaced modules.

[SWS_PduR_00709] [After initialization all I-PDU routing groups shall be enabled according enable at start configuration parameter.] (SRS_PduR_06120)

Note: NULL pointer checking is specified within document SWS_BSWGeneral.

8.3.1.2 PduR_GetVersionInfo

[SWS_PduR_00338]

Service Name	PduR_GetVersionInfo	
Syntax	<pre>void PduR_GetVersionInfo (Std_VersionInfoType* versionInfo)</pre>	
Service ID [hex]	0xf1	
Sync/Async	Synchronous	
Reentrancy	Reentrant	
Parameters (in)	None	
Parameters (inout)	None	
Parameters (out)	versionInfo	Pointer to where to store the version information of this module.
Return value	None	
Description	Returns the version information of this module.	
Available via	PduR.h	

](SRS_BSW_00407, SRS_BSW_00411, SRS_BSW_00310)

8.3.1.3 PduR_GetConfigurationId

[SWS_PduR_00341]

Service Name	PduR_GetConfigurationId	
Syntax	<pre>PduR_PBConfigIdType PduR_GetConfigurationId (void)</pre>	
Service ID [hex]	0xf2	

Sync/Async	Synchronous	
Reentrancy	Reentrant	
Parameters (in)	None	
Parameters (inout)	None	
Parameters (out)	None	
Return value	PduR_PBConfigIdType	Identifier of the post-build time configuration
Description	Returns the unique identifier of the post-build time configuration of the PDU Router	
Available via	PduR.h	

|(SRS_PduR_06097, SRS_BSW_00310) [**SWS_PduR_00280**] |The function PduR_GetConfigurationId shall return the unique identifier of the post-build time configuration of the PDU Router module. | (SRS_PduR_06097)

8.3.1.4 PduR_EnableRouting [SWS_PduR_00615]

Service Name	PduR_EnableRouting	
Syntax	<pre>void PduR_EnableRouting (PduR_RoutingPathGroupIdType id)</pre>	
Service ID [hex]	0xf3	
Sync/Async	Synchronous	
Reentrancy	Reentrant	
Parameters (in)	id	Identification of the routing path group. Routing path groups are defined in the PDU router configuration.
Parameters (inout)	None	
Parameters (out)	None	
Return value	None	
Description	Enables a routing path group.	
Available via	PduR.h	

|(SRS_PduR_06120, SRS_BSW_00310) [**SWS_PduR_00647**] |If the routing path group id does not exist, then the PDU Router module shall return with no action. | (SRS_PduR_06120, SRS_BSW_00323)

[SWS_PduR_00648] [If the routing path group id does not exist and the PduRDevErrorDetect is enabled, the PDU Router module shall report PDUR_E_ROUTING_PATH_GROUP_ID_INVALID.] (SRS_PduR_06120, SRS_BSW_00323)

8.3.1.5 PduR_DisableRouting

[SWS_PduR_00617][

Service Name	PduR_DisableRouting	
Syntax	<pre>void PduR_DisableRouting (PduR_RoutingPathGroupIdType id, boolean initialize)</pre>	
Service ID [hex]	0xf4	
Sync/Async	Synchronous	
Reentrancy	Reentrant	
Parameters (in)	id	Identification of the routing path group. Routing path groups are defined in the PDU router configuration.
	initialize	true: initialize single buffers to the default value false: retain current value of single buffers
Parameters (inout)	None	
Parameters (out)	None	
Return value	None	
Description	Disables a routing path group.	
Available via	PduR.h	

](SRS_PduR_06120, SRS_BSW_00310) **[SWS_PduR_00716]** [If the routing path group id does not exist, then the PDU Router module shall return with no action.] (SRS_PduR_06120, SRS_BSW_00323)

[SWS_PduR_00649] [If the routing path table id does not exist and the PduRDevErrorDetect is enabled, the PDU Router module shall report PDUR_E_ROUTING_PATH_GROUP_ID_INVALID.] (SRS_PduR_06120, SRS_BSW_00323)

8.3.2 Configurable interfaces definitions for interaction with upper layer module

Since the API description now has a generic approach, the service ids of the upper layer API functions are generic as well. To differ between several upper layers, the PduR uses the module ids of the upper layer modules as the instance id argument in the Det call

8.3.2.1 PduR_<User:Up>Transmit

[SWS_PduR_00406]

Service Name	PduR_<User:Up>Transmit	
Syntax	Std_ReturnType PduR_<User:Up>Transmit (PduIdType TxPduId, const PduInfoType* PduInfoPtr)	
Service ID [hex]	0x49	
Sync/Async	Synchronous	
Reentrancy	Reentrant for different PduIds. Non reentrant for the same PduId.	
Parameters (in)	TxPduId	Identifier of the PDU to be transmitted
	PduInfoPtr	Length of and pointer to the PDU data and pointer to Meta Data.
Parameters (inout)	None	
Parameters (out)	None	
Return value	Std_Return-Type	E_OK: Transmit request has been accepted. E_NOT_OK: Transmit request has not been accepted.
Description	Requests transmission of a PDU.	
Available via	PduR_<module>.h	

(SRS_PduR_06012, SRS_PduR_06026, SRS_PduR_06114, SRS_PduR_06115, SRS_PduR_06116, SRS_BSW_00310)

8.3.2.2 PduR_<User:Up>CancelTransmit

[SWS_PduR_00769]

Service Name	PduR_<User:Up>CancelTransmit
---------------------	------------------------------

Syntax	Std_ReturnType PduR_<User:Up>CancelTransmit (PduIdType TxPduId)	
Service ID [hex]	0x4a	
Sync/Async	Synchronous	
Reentrancy	Reentrant for different PduIds. Non reentrant for the same PduId.	
Parameters (in)	TxPduId	Identification of the PDU to be cancelled.
Parameters (inout)	None	
Parameters (out)	None	
Return value	Std_Return-Type	E_OK: Cancellation was executed successfully by the destination module. E_NOT_OK: Cancellation was rejected by the destination module.
Description	Requests cancellation of an ongoing transmission of a PDU in a lower layer communication module.	
Available via	PduR_<module>.h	

](SRS_PduR_06122, SRS_PduR_06114, SRS_PduR_06115, SRS_PduR_06116, SRS_BSW_00310)

8.3.2.3 PduR_<User:Up>CancelReceive

[SWS_PduR_00767]

Service Name	PduR_<User:Up>CancelReceive	
Syntax	Std_ReturnType PduR_<User:Up>CancelReceive (PduIdType RxPduId)	
Service ID [hex]	0x4c	
Sync/Async	Synchronous	
Reentrancy	Non Reentrant	
Parameters (in)	RxPduId	Identification of the PDU to be cancelled.
Parameters (inout)	None	
Parameters (out)	None	
Return value	Std_Return-Type	E_OK: Cancellation was executed successfully by the destination module. E_NOT_OK: Cancellation was rejected by the destination module.
Description	Requests cancellation of an ongoing reception of a PDU in a lower layer transport protocol module.	
Available via	PduR_<module>.h	

|(SRS_PduR_06026, SRS_PduR_06114, SRS_PduR_06115, SRS_PduR_06116, SRS_BSW_00310)

8.3.3 Configurable interfaces definitions for lower layer communication interface module interaction

Since the API description now has a generic approach, the service ids of the lower layer API functions are generic as well. To differ between several lower layers, the PduR uses the module ids of the lower layer modules as the instance id argument in the Det call.

8.3.3.1 PduR_<User:Lo>RxIndication

[SWS_PduR_00362]

Service Name	PduR_<User:Lo>RxIndication	
Syntax	<pre>void PduR_<User:Lo>RxIndication (PduIdType RxPduId, const PduInfoType* PduInfoPtr)</pre>	
Service ID [hex]	0x42	
Sync/Async	Synchronous	
Reentrancy	Reentrant for different PduIds. Non reentrant for the same PduId.	
Parameters (in)	RxPduId	ID of the received PDU.
	PduInfoPtr	Contains the length (SduLength) of the received PDU, a pointer to a buffer (SduDataPtr) containing the PDU, and the MetaData related to this PDU.
Parameters (inout)	None	
Parameters (out)	None	
Return value	None	
Description	Indication of a received PDU from a lower layer communication interface module.	
Available via	PduR_<module>.h	

|(SRS_PduR_06012, SRS_PduR_06116, SRS_PduR_06117, SRS_PduR_06123, SRS_BSW_00310)

8.3.3.2 PduR_<User:Lo>TxConfirmation

[SWS_PduR_00365]

Service Name	PduR_<User:Lo>TxConfirmation	
Syntax	<pre>void PduR_<User:Lo>TxConfirmation (PduIdType TxPduId,</pre>	

	Std_ReturnType result)	
Service ID [hex]	0x40	
Sync/Async	Synchronous	
Reentrancy	Reentrant for different PduIds. Non reentrant for the same PduId.	
Parameters (in)	TxPduId	ID of the PDU that has been transmitted.
	result	E_OK: The PDU was transmitted. E_NOT_OK: Transmission of the PDU failed.
Parameters (inout)	None	
Parameters (out)	None	
Return value	None	
Description	The lower layer communication interface module confirms the transmission of a PDU, or the failure to transmit a PDU.	
Available via	PduR_<module>.h	

[(SRS_PduR_06012, SRS_PduR_06116, SRS_PduR_06117, SRS_PduR_06123, SRS_BSW_00310)

8.3.3.3 PduR_<User:Lo>TriggerTransmit

[SWS_PduR_00369]

Service Name	PduR_<User:Lo>TriggerTransmit	
Syntax	Std_ReturnType PduR_<User:Lo>TriggerTransmit (PduIdType TxPduId, PduInfoType* PduInfoPtr)	
Service ID [hex]	0x41	
Sync/Async	Synchronous	
Reentrancy	Reentrant for different PduIds. Non reentrant for the same PduId.	
Parameters (in)	TxPduId	ID of the SDU that is requested to be transmitted.
Parameters (inout)	PduInfoPtr	Contains a pointer to a buffer (SduDataPtr) to where the SDU data shall be copied, and the available buffer size in SduLength. On return, the service will indicate the length of the copied SDU data in SduLength.
Parameters (out)	None	
Return value	Std_ReturnType	E_OK: SDU has been copied and SduLength indicates the number of copied bytes. E_NOT_OK: No SDU data has been copied. PduInfoPtr must not be

		used since it may contain a NULL pointer or point to invalid data.
Description	Within this API, the upper layer module (called module) shall check whether the available data fits into the buffer size reported by PduInfoPtr->SduLength. If it fits, it shall copy its data into the buffer provided by PduInfoPtr->SduDataPtr and update the length of the actual copied data in PduInfoPtr->SduLength. If not, it returns E_NOT_OK without changing PduInfoPtr.	
Available via	PduR_<module>.h	

](SRS_PduR_06012, SRS_PduR_06032, SRS_PduR_06116, SRS_PduR_06117, SRS_PduR_06123, SRS_BSW_00310)

8.3.4 Configurable interfaces definitions for lower layer transport protocol module interaction

Since the API description now has a generic approach, the service ids of the lower layer transport protocol API functions are generic as well. To differ between several lower layers, the PduR uses the module ids of the lower layer modules as the instance id argument in the Det call.

8.3.4.1 PduR_<User:LoTp>CopyRxData [SWS_PduR_00512]

Service Name	PduR_<User:LoTp>CopyRxData	
Syntax	<pre>BufReq_ReturnType PduR_<User:LoTp>CopyRxData (PduIdType id, const PduInfoType* info, PduLengthType* bufferSizePtr)</pre>	
Service ID [hex]	0x44	
Sync/Async	Synchronous	
Reentrancy	Reentrant	
Parameters (in)	id	Identification of the received I-PDU.
	info	Provides the source buffer (SduDataPtr) and the number of bytes to be copied (SduLength). An SduLength of 0 can be used to query the current amount of available buffer in the upper layer module. In this case, the SduDataPtr may be a NULL_PTR.
Parameters (inout)	None	
Parameters (out)	bufferSizePtr	Available receive buffer after data has been copied.
Return value	BufReq_Return-	BUFREQ_OK: Data copied successfully BUFREQ_E_NOT_OK: Data was not copied because an error

	Type	occurred.
Description	This function is called to provide the received data of an I-PDU segment (N-PDU) to the upper layer. Each call to this function provides the next part of the I-PDU data. The size of the remaining buffer is written to the position indicated by bufferSizePtr.	
Available via	PduR_<module>.h	

|(SRS_PduR_06026, SRS_PduR_06121, SRS_BSW_00310)

8.3.4.2 PduR_<User:LoTp>RxIndication

[SWS_PduR_00375]|

Service Name	PduR_<User:LoTp>RxIndication	
Syntax	<pre>void PduR_<User:LoTp>RxIndication (PduIdType id, Std_ReturnType result)</pre>	
Service ID [hex]	0x45	
Sync/Async	Synchronous	
Reentrancy	Reentrant	
Parameters (in)	id	Identification of the received I-PDU.
	result	Result of the reception.
Parameters (inout)	None	
Parameters (out)	None	
Return value	None	
Description	Called after an I-PDU has been received via the TP API, the result indicates whether the transmission was successful or not.	
Available via	PduR_<module>.h	

|(SRS_PduR_06026, SRS_PduR_06121, SRS_BSW_00310)

8.3.4.3 PduR_<User:LoTp>StartOfReception

[SWS_PduR_00507]|

Service Name	PduR_<User:LoTp>StartOfReception	
Syntax	<pre>BufReq_ReturnType PduR_<User:LoTp>StartOfReception (PduIdType id, const PduInfoType* info, PduLengthType TpSduLength, PduLengthType* bufferSizePtr)</pre>	
Service ID [hex]	0x46	

Sync/Async	Synchronous	
Reentrancy	Reentrant	
Parameters (in)	id	Identification of the I-PDU.
	info	Pointer to a PduInfoType structure containing the payload data (without protocol information) and payload length of the first frame or single frame of a transport protocol I-PDU reception, and the MetaData related to this PDU. If neither first/single frame data nor MetaData are available, this parameter is set to NULL_PTR.
	TpSdu Length	Total length of the N-SDU to be received.
Parameters (inout)	None	
Parameters (out)	buffer SizePtr	Available receive buffer in the receiving module. This parameter will be used to compute the Block Size (BS) in the transport protocol module.
Return value	BufReq_Return-Type	<p>BUFREQ_OK: Connection has been accepted. bufferSizePtr indicates the available receive buffer; reception is continued. If no buffer of the requested size is available, a receive buffer size of 0 shall be indicated by bufferSizePtr.</p> <p>BUFREQ_E_NOT_OK: Connection has been rejected; reception is aborted. bufferSizePtr remains unchanged.</p> <p>BUFREQ_E_OVFL: No buffer of the required length can be provided; reception is aborted. bufferSizePtr remains unchanged.</p>
Description	This function is called at the start of receiving an N-SDU. The N-SDU might be fragmented into multiple N-PDUs (FF with one or more following CFs) or might consist of a single N-PDU (SF). The service shall provide the currently available maximum buffer size when invoked with TpSduLength equal to 0.	
Available via	PduR_<module>.h	

|(SRS_PduR_06026, SRS_PduR_06121, SRS_BSW_00310)

8.3.4.4 PduR_<User:LoTp>CopyTxData

[SWS_PduR_00518]

Service Name	PduR_<User:LoTp>CopyTxData	
Syntax	<pre>BufReq_ReturnType PduR_<User:LoTp>CopyTxData (PduIdType id, const PduInfoType* info, const RetryInfoType* retry, PduLengthType* availableDataPtr)</pre>	
Service ID [hex]	0x43	
Sync/Async	Synchronous	
Reentrancy	Reentrant	
Parameters	id	Identification of the transmitted I-PDU.

(in)	info	Provides the destination buffer (SduDataPtr) and the number of bytes to be copied (SduLength). If not enough transmit data is available, no data is copied by the upper layer module and BUFREQ_E_BUSY is returned. The lower layer module may retry the call. An SduLength of 0 can be used to indicate state changes in the retry parameter or to query the current amount of available data in the upper layer module. In this case, the SduDataPtr may be a NULL_PTR.
	retry	This parameter is used to acknowledge transmitted data or to retransmit data after transmission problems. If the retry parameter is a NULL_PTR, it indicates that the transmit data can be removed from the buffer immediately after it has been copied. Otherwise, the retry parameter must point to a valid RetryInfoType element. If TpDataState indicates TP_CONFPENDING, the previously copied data must remain in the TP buffer to be available for error recovery. TP_DATACONF indicates that all data that has been copied before this call is confirmed and can be removed from the TP buffer. Data copied by this API call is excluded and will be confirmed later. TP_DATARETRY indicates that this API call shall copy previously copied data in order to recover from an error. In this case TxTpDataCnt specifies the offset in bytes from the current data copy position.
Parameters (inout)	None	
Parameters (out)	availableDataPtr	Indicates the remaining number of bytes that are available in the upper layer module's Tx buffer. availableDataPtr can be used by TP modules that support dynamic payload lengths (e.g. FrlsoTp) to determine the size of the following CFs.
Return value	BufReq_ReturnType	BUFREQ_OK: Data has been copied to the transmit buffer completely as requested. BUFREQ_E_BUSY: Request could not be fulfilled, because the required amount of Tx data is not available. The lower layer module may retry this call later on. No data has been copied. BUFREQ_E_NOT_OK: Data has not been copied. Request failed.
Description	This function is called to acquire the transmit data of an I-PDU segment (N-PDU). Each call to this function provides the next part of the I-PDU data unless retry->TpDataState is TP_DATARETRY. In this case the function restarts to copy the data beginning at the offset from the current position indicated by retry->TxTpDataCnt. The size of the remaining data is written to the position indicated by availableDataPtr.	
Available via	PduR_<module>.h	

](SRS_PduR_06026, SRS_PduR_06121, SRS_BSW_00310)

8.3.4.5 PduR_<User:LoTp>TxConfirmation

[SWS_PduR_00381]

Service Name	PduR_<User:LoTp>TxConfirmation
Syntax	<pre>void PduR_<User:LoTp>TxConfirmation (PduIdType id, Std_ReturnType result)</pre>
Service ID	0x48

[hex]		
Sync/Async	Synchronous	
Reentrancy	Reentrant	
Parameters (in)	id	Identification of the transmitted I-PDU.
	result	Result of the transmission of the I-PDU.
Parameters (inout)	None	
Parameters (out)	None	
Return value	None	
Description	This function is called after the I-PDU has been transmitted on its network, the result indicates whether the transmission was successful or not.	
Available via	PduR_<module>.h	

](SRS_PduR_06026, SRS_PduR_06121, SRS_BSW_00310)

8.4 Scheduled functions

As any PDU Router operation is triggered by an adjacent communication module the PDU Router does not require scheduled functions.

8.5 Expected Interfaces

In this chapter all interfaces required from other modules are listed.

The PDU router module is modeled as a generic module that can interface to different upper and lower modules. The approach taken to model this generic approach is to have a virtual module called GenericComServices. This virtual module contains a set of APIs that the PDU router will call in upper layer or lower layer modules. These APIs are generic in the way that they contain a tag <Lo>, <Up> and <LoTp> that is replaced with the interfaced module. The tag is set by the configuration in the PduRBSWModules container using the PduRBswModuleRef reference parameter.

8.5.1 Mandatory Interfaces

The Pdu Router does not require mandatory interfaces. The required API functions depend on the configuration.

[SWS_PduR_91001]

<i>API Function</i>	<i>Header File</i>	<i>Description</i>
Det_Report- RuntimeError	Det.h	Service to report runtime errors. If a callout has been configured then this callout shall be called.

](SRS_BSW_00384)

8.5.2 Optional Interfaces

This chapter defines all interfaces which are required to fulfill an optional functionality of the module.

[SWS_PduR_00424]

<i>API Function</i>	<i>Header File</i>	<i>Description</i>
<Provider:Lo>_ CancelTransmit	--	Requests cancellation of an ongoing transmission of a PDU in a lower layer communication module.
<Provider:Lo>_ Transmit	--	Requests transmission of a PDU.
<Provider:Lo- Tp>_Cancel- Receive	--	Requests cancellation of an ongoing reception of a PDU in a lower layer transport protocol module.
<Provider:Lo- Tp>_Cancel- Transmit	--	Requests cancellation of an ongoing transmission of a PDU in a lower layer communication module.
<Provider:Lo- Tp>_Transmit	--	Requests transmission of a PDU.
<Provider:Up>_ RxIndication	--	Indication of a received PDU from a lower layer communication interface module.
<Provider:Up>_ TriggerTransmit	--	Within this API, the upper layer module (called module) shall check whether the available data fits into the buffer size reported by PduInfoPtr->SduLength. If it fits, it shall copy its data into the buffer provided by PduInfoPtr->SduDataPtr and update the length of the actual copied data in PduInfoPtr->SduLength. If not, it returns E_NOT_OK without changing PduInfoPtr.
<Provider:Up>_ TxConfirmation	--	The lower layer communication interface module confirms the transmission of a PDU, or the failure to transmit a PDU.
<Provider:Up- Tp>_CopyRx-	--	This function is called to provide the received data of an I-PDU segment (N-PDU) to the upper layer. Each call to this function provides

Data		the next part of the I-PDU data. The size of the remaining buffer is written to the position indicated by bufferSizePtr.
<Provider:Up-Tp>_CopyTx-Data	--	This function is called to acquire the transmit data of an I-PDU segment (N-PDU). Each call to this function provides the next part of the I-PDU data unless retry->TpDataState is TP_DATARETRY. In this case the function restarts to copy the data beginning at the offset from the current position indicated by retry->TxTpDataCnt. The size of the remaining data is written to the position indicated by availableDataPtr.
<Provider:Up-Tp>_StartOf-Reception	--	This function is called at the start of receiving an N-SDU. The N-SDU might be fragmented into multiple N-PDUs (FF with one or more following CFs) or might consist of a single N-PDU (SF). The service shall provide the currently available maximum buffer size when invoked with TpSduLength equal to 0.
<Provider:Up-Tp>_TpRx-Indication	--	Called after an I-PDU has been received via the TP API, the result indicates whether the transmission was successful or not.
<Provider:Up-Tp>_TpTx-Confirmation	--	This function is called after the I-PDU has been transmitted on its network, the result indicates whether the transmission was successful or not.
Det_ReportError	Det.h	Service to report development errors.

](SRS_BSW_00384)

9 Sequence diagrams

The goal of this chapter is to make the understanding of the PDU Router easier. For this purpose sequence diagrams which show different communication scenarios are used. Please consider that the sequence diagrams are not exhaustive and are only used to support the functional specification (chapter 7) and API specification (chapter 7.11).

Focus of the sequence diagrams is the PDU Router and therefore interactions between other modules (e.g. between an interface and its driver) are not shown.

Note: The sequence diagrams of the I-PDU Multiplexer are shown in [7]. Depending on the interaction scenario the IpduM has to be considered as an upper layer or a lower layer module of the PDU Router.

Note: The diagrams in this chapter are to show specific use-cases. They are not requirements for an implementation of the PDU Router module.

9.1 I-PDU Reception

The reception of an I-PDU received from a communication interface module or from transport protocol module and forwarded to the COM module.

Note that the PDU Router is not the only customer for the communication interface modules and I-PDUs. Other modules such as NM and TP modules receive PDUs directly from the communication interface modules.

9.1.1 CanIf module I-PDU reception

Following Figure 5 shows reception of I-PDU from the CanIf module to the COM module.

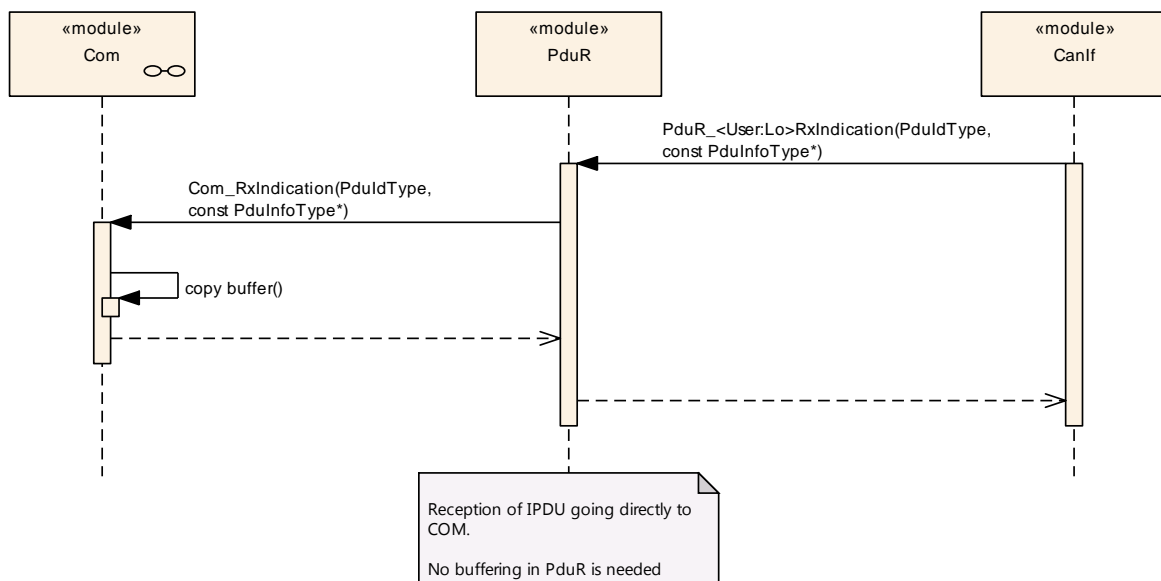


Figure 5: - CanIf I-PDU reception

9.1.2 FrIf module I-PDU reception

Following Figure 6 shows reception of I-PDU from the FrIf module to the COM module.

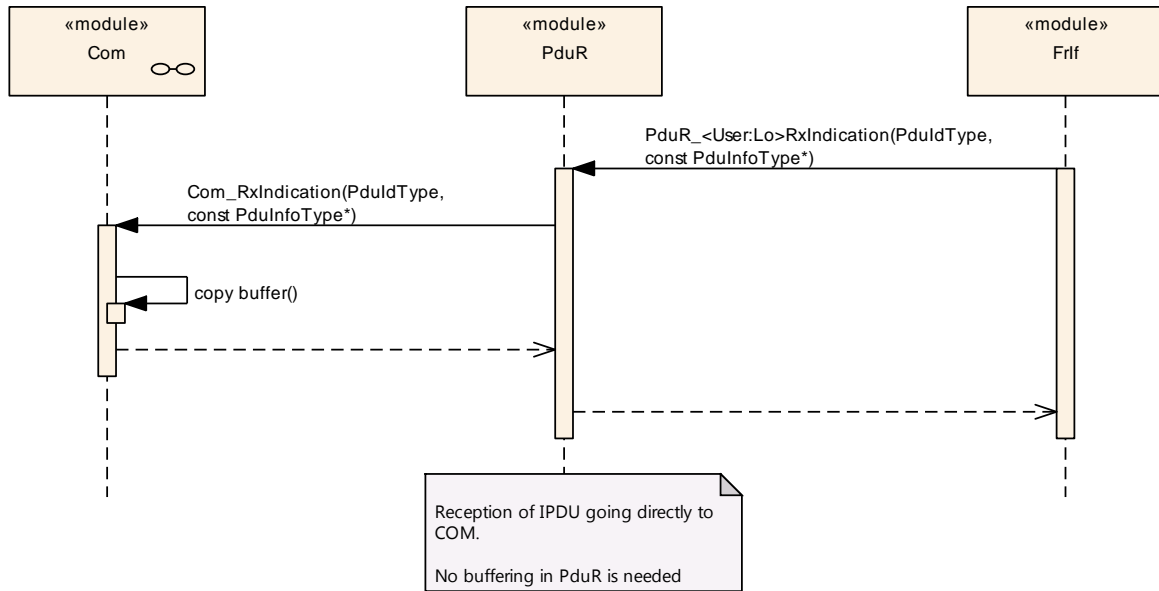


Figure 6: - FrIf I-PDU reception

9.1.3 LinIf module reception of I-PDU

Following Figure 7 shows reception of I-PDU from the LinIf module to the COM module.

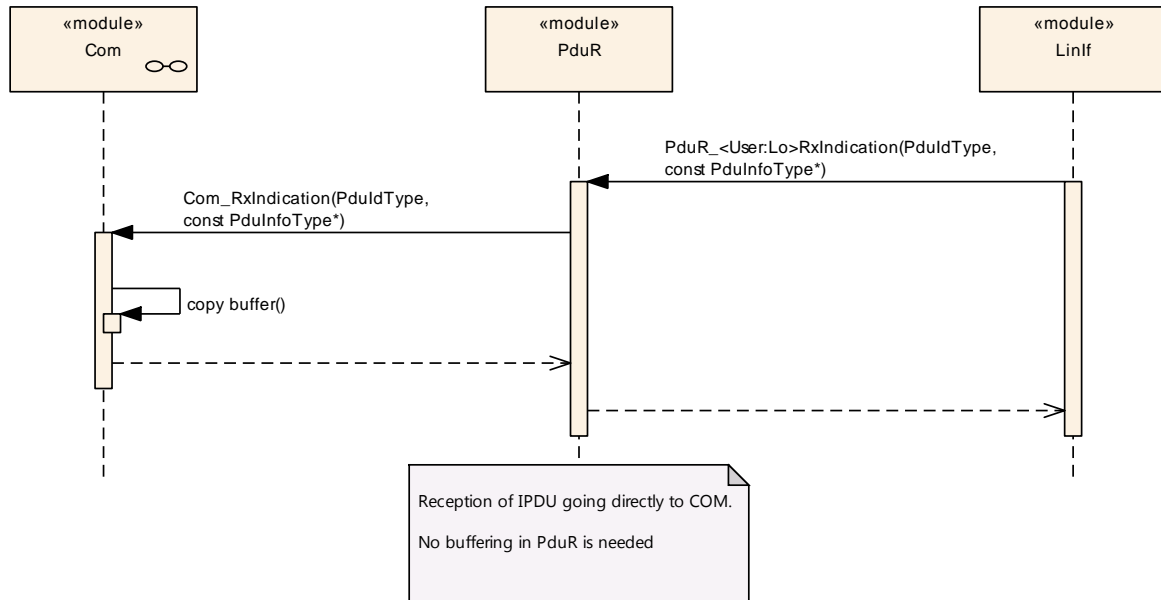


Figure 7: - LinIf I-PDU reception

9.1.4 CanTp module reception of I-PDU

Following Figure 8 shows reception of I-PDU from the CanTp module to the DCM module. The reception is made using the transport protocol APIs.




Figure 8: - CanTp I-PDU reception

9.2 I-PDU transmission

The transmission of an I-PDU transmitted from the COM module to a communication interface module or a transport protocol module.

9.2.1 CanIf module transmission of I-PDU

Following Figure 9 shows transmission of I-PDU from the COM module to the CanIf module.

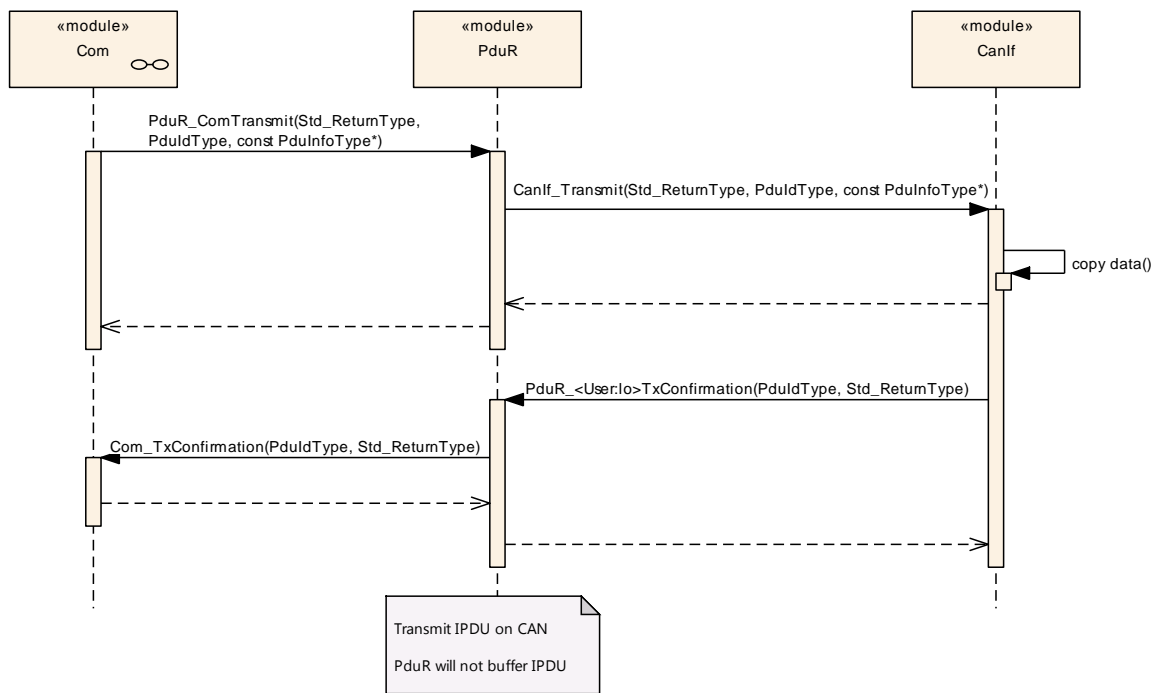


Figure 9: - CanIf I-PDU transmission

9.2.2 FrIf module transmission of I-PDU

Following Figure 10 shows transmission of I-PDU from the COM module to the FrIf module using trigger transmit.

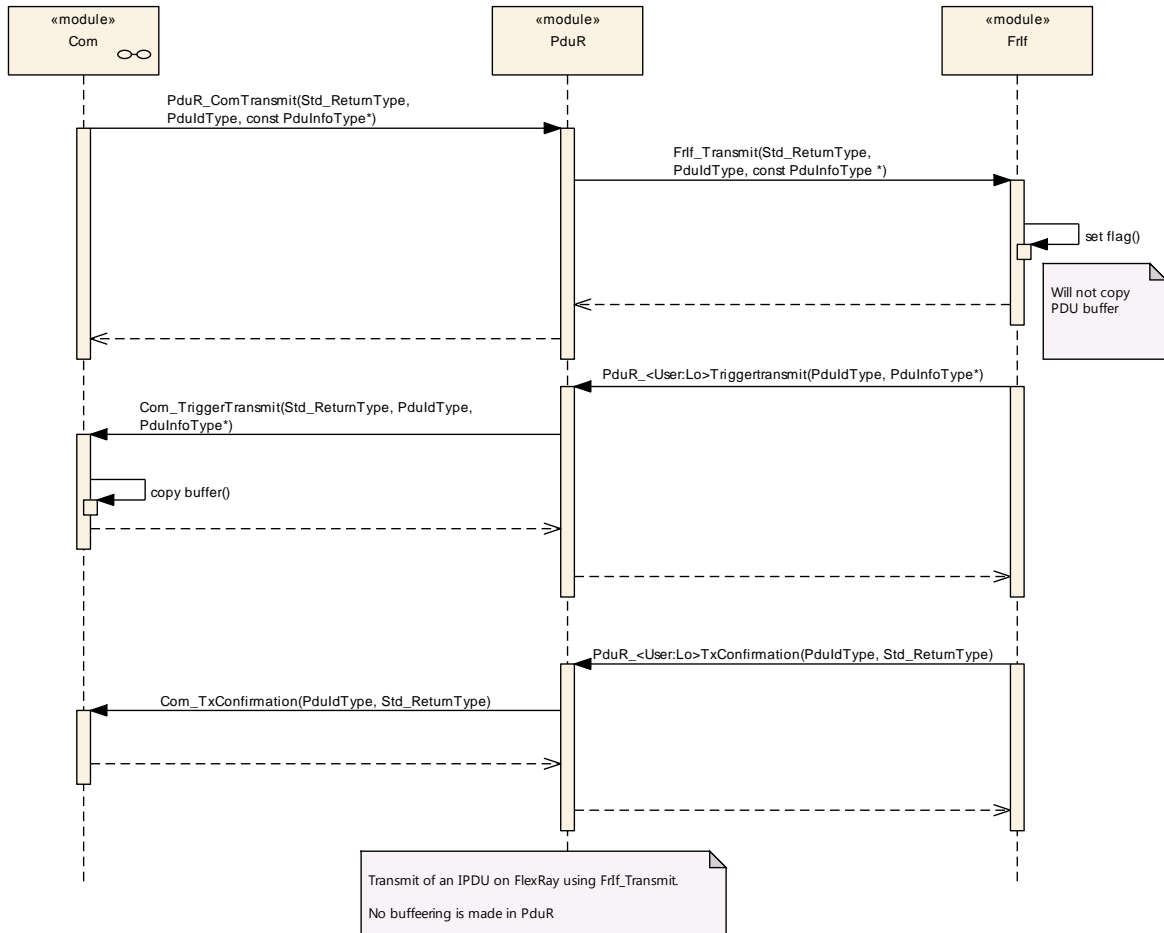


Figure 10: - FrIf I-PDU transmission

9.2.3 LinIf module transmission of I-PDU

Following Figure 11 shows transmission of I-PDU from the COM module to the LinIf module using transmit and later trigger transmit functions. In this case the I-PDU is a LIN sporadic frame.

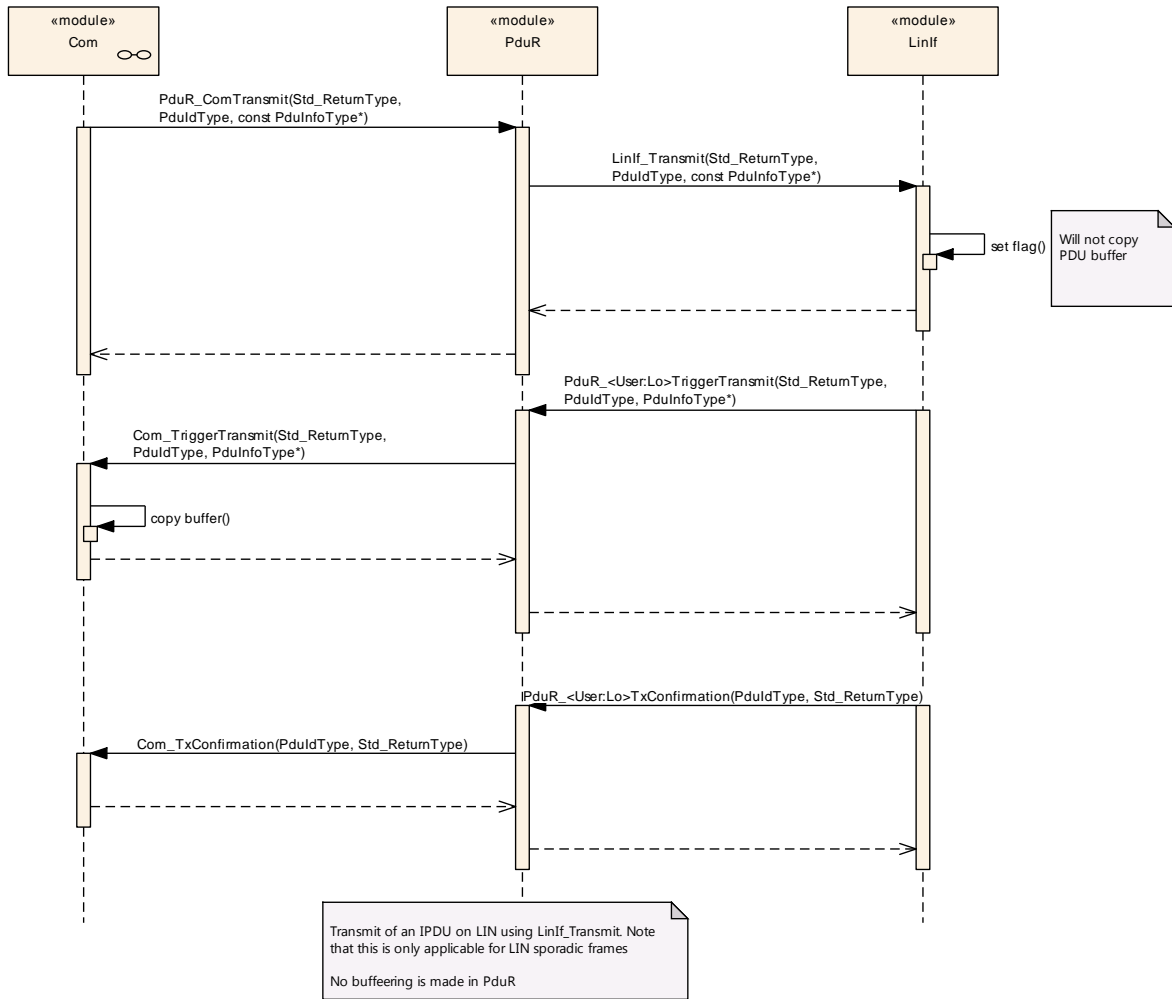


Figure 11: - LinIf I-PDU transmission (LIN sporadic frame)

Following Figure 12 shows transmission of I-PDU from the COM module to the LinIf module using trigger transmit. In this case the I-PDU is all other types except LIN sporadic frame.

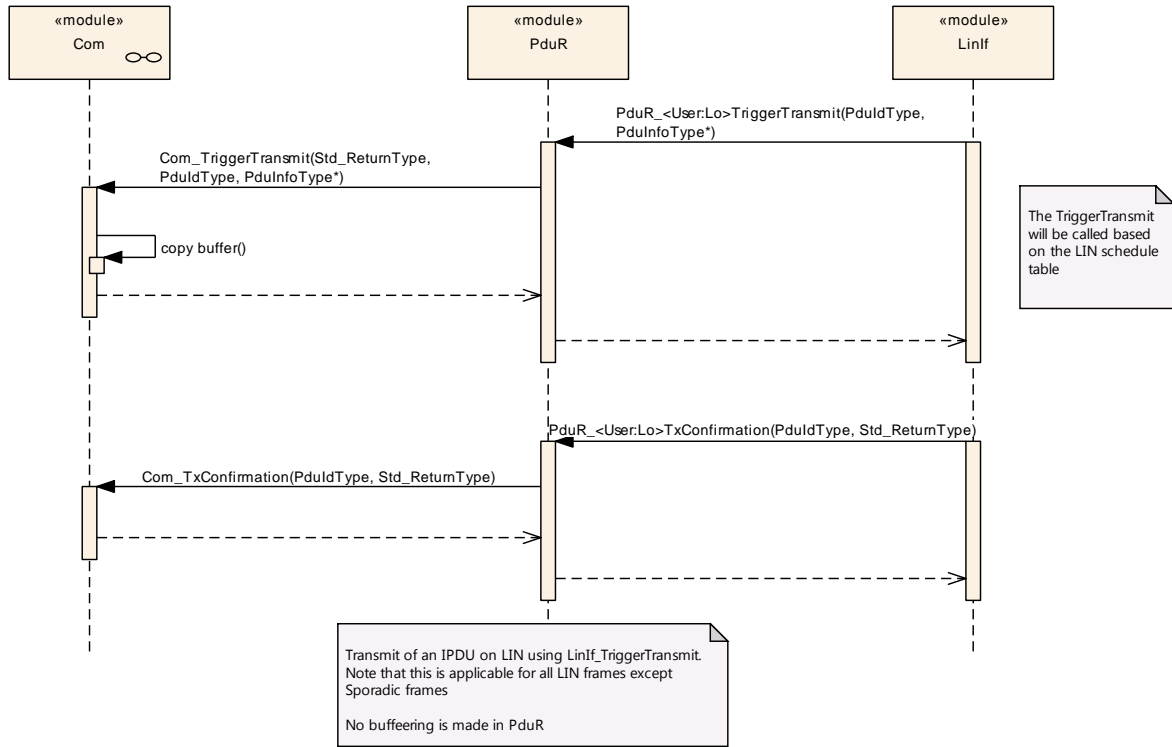


Figure 12: - LinIf I-PDU transmission (non LIN sporadic frame)

9.2.4 CanTp module transmission of I-PDU

Following Figure 13 shows transmission of I-PDU from the DCM module to the CanTp module using the transport protocol API.

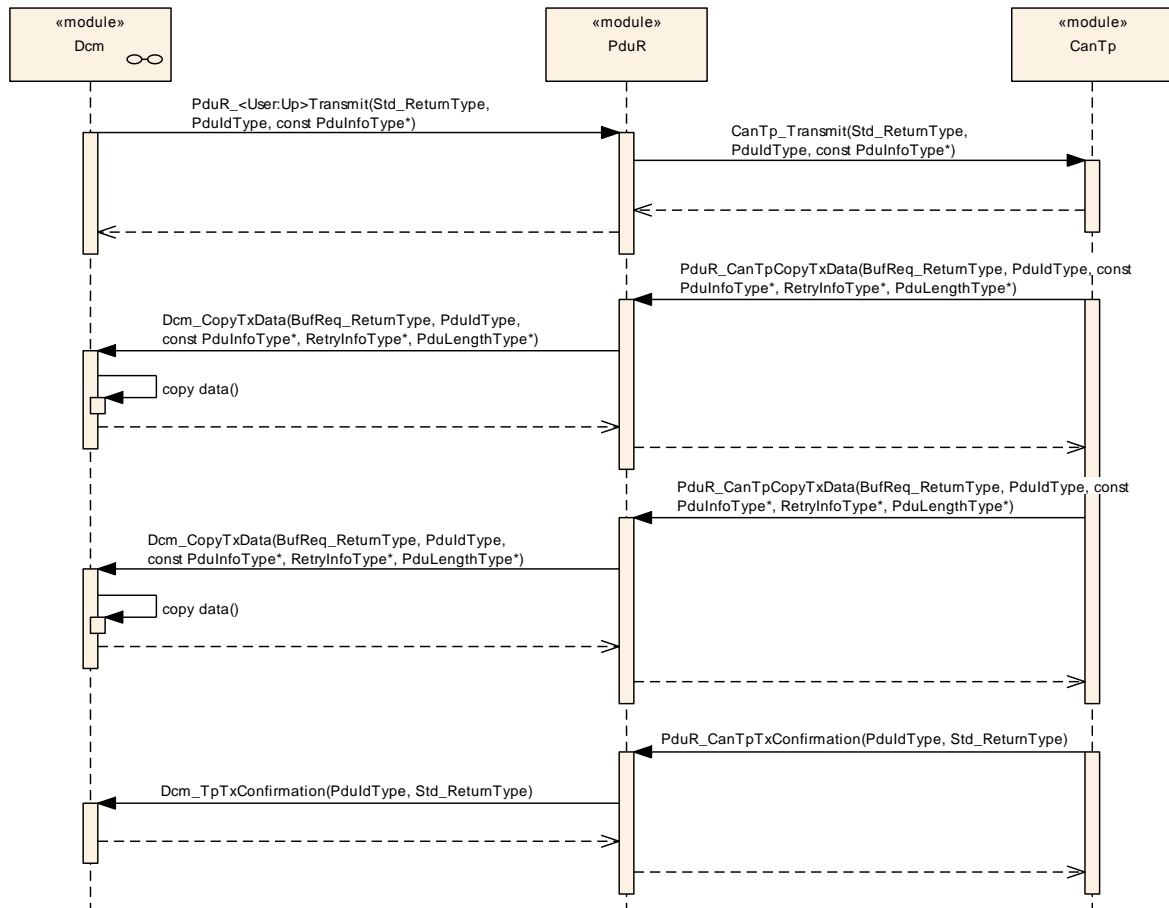


Figure 13: – CanTp I-PDU transmission

9.2.5 Multicast transmission of I-PDU on transport protocol modules

Following Figure 14 shows transmission of I-PDU from the DCM module to the CanTp, FrTp and LinTp (Linlf includes the transport protocol module) module using the transport protocol API.

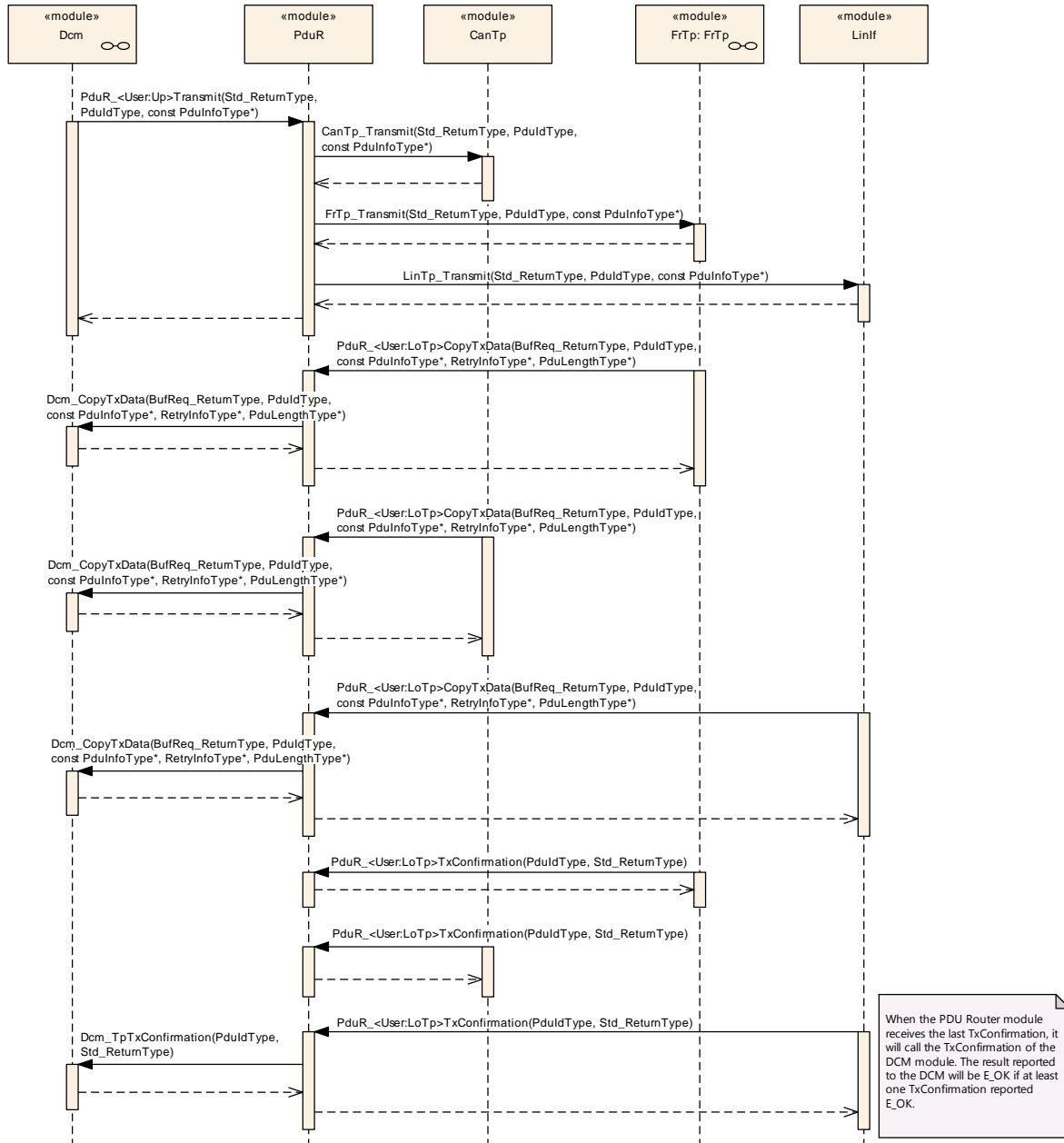


Figure 14: – I-PDU transmission on transport protocol on CAN, FlexRay and LIN

9.3 Gateway of I-PDU

Following use-cases shows how the PDU Router modules will gateway I-PDUs.

9.3.1 Gateway between two CanIfs

Following Figure 15 shows how an I-PDU is gatewayed between two CAN networks (CAN1 and CAN2) using CanIf.

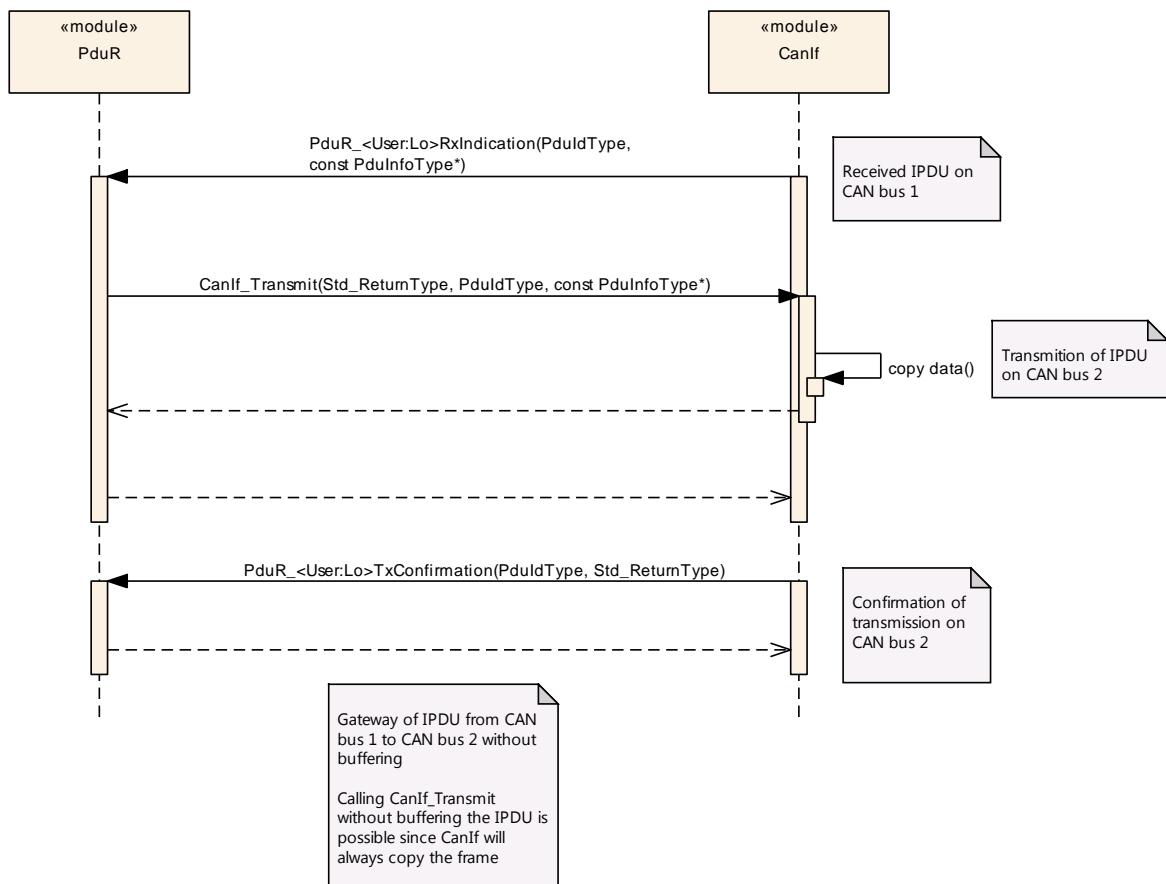


Figure 15: – Gateway of I-PDU from CAN1 to CAN2

9.3.2 Gateway from CAN to FlexRay

Following Figure 16 shows how an I-PDU is gatewayed between CAN and FlexRay, using trigger transmit (with buffering and without buffering).

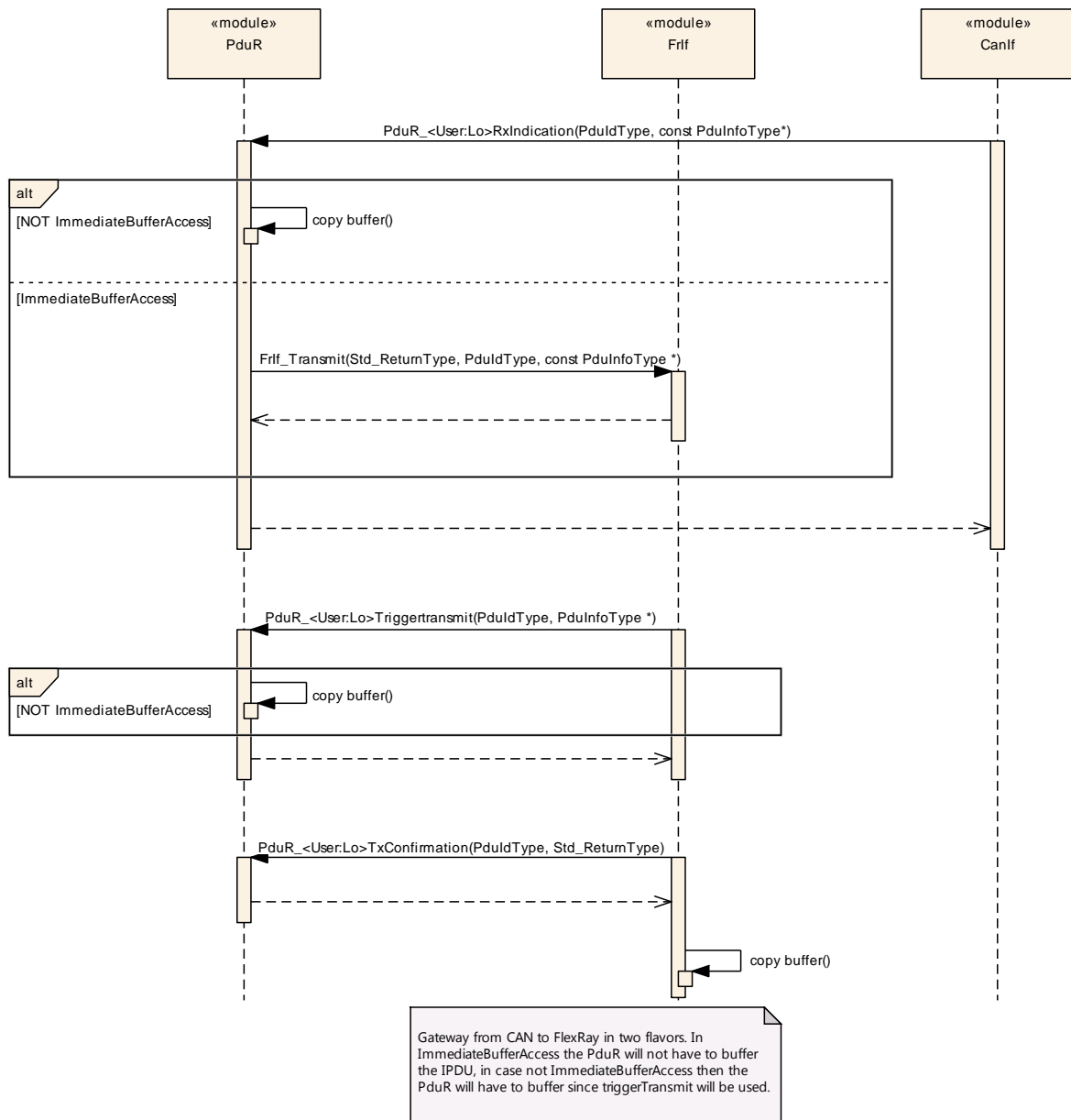


Figure 16: – Gateway of I-PDU from CAN to FlexRay

9.3.3 Gateway from CAN to LIN

Following Figure 17 shows how an I-PDU is gatewayed from CAN to LIN, using trigger transmit (LIN sporadic frame and all other LIN frame types).

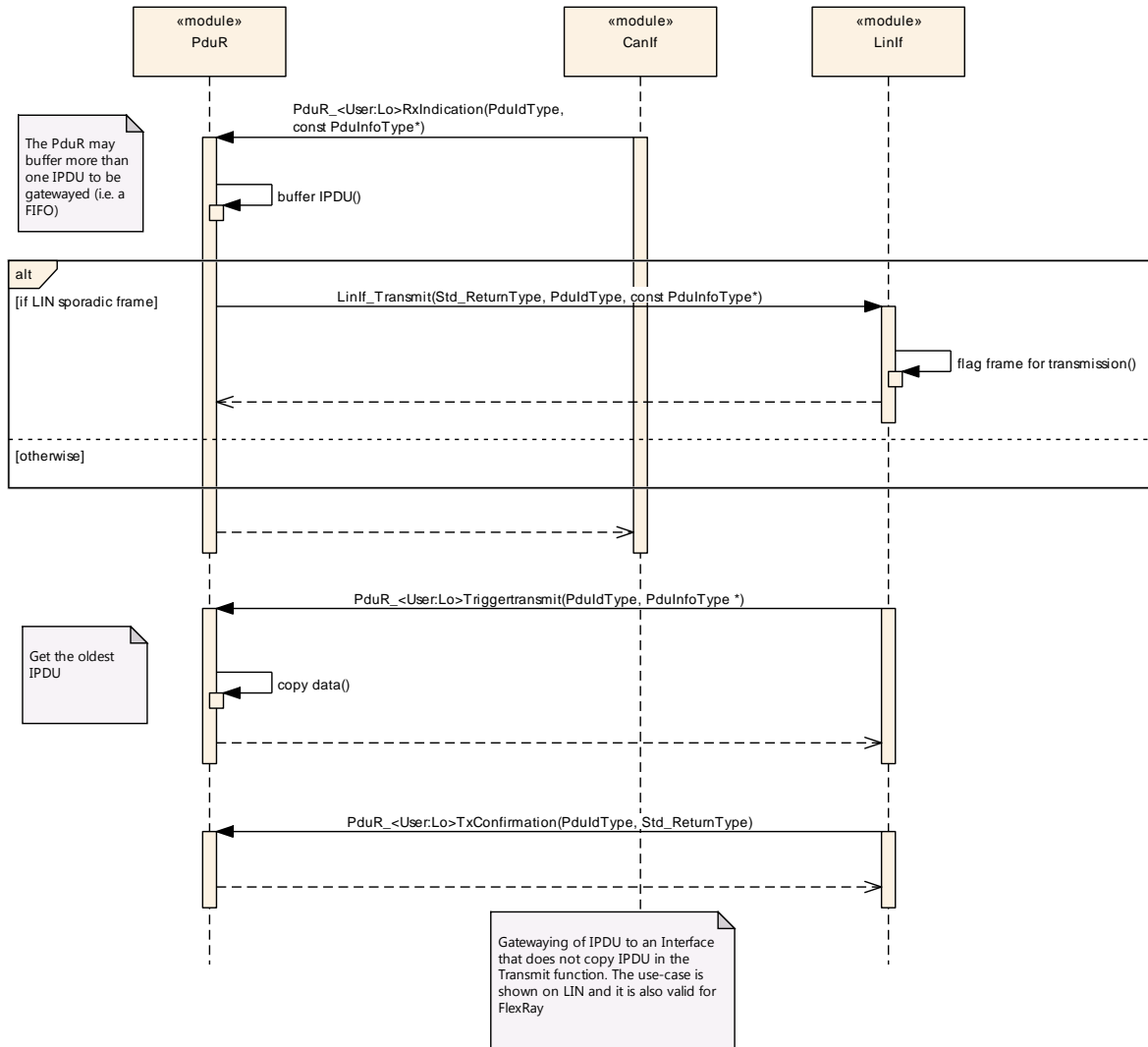


Figure 17: – Gateway of I-PDU from CAN to LIN

9.3.4 Gateway from CAN to CAN and received by the COM module

Following Figure 18 shows how an I-PDU is gatewayed from CAN1 to CAN2 and also received locally by the COM module.

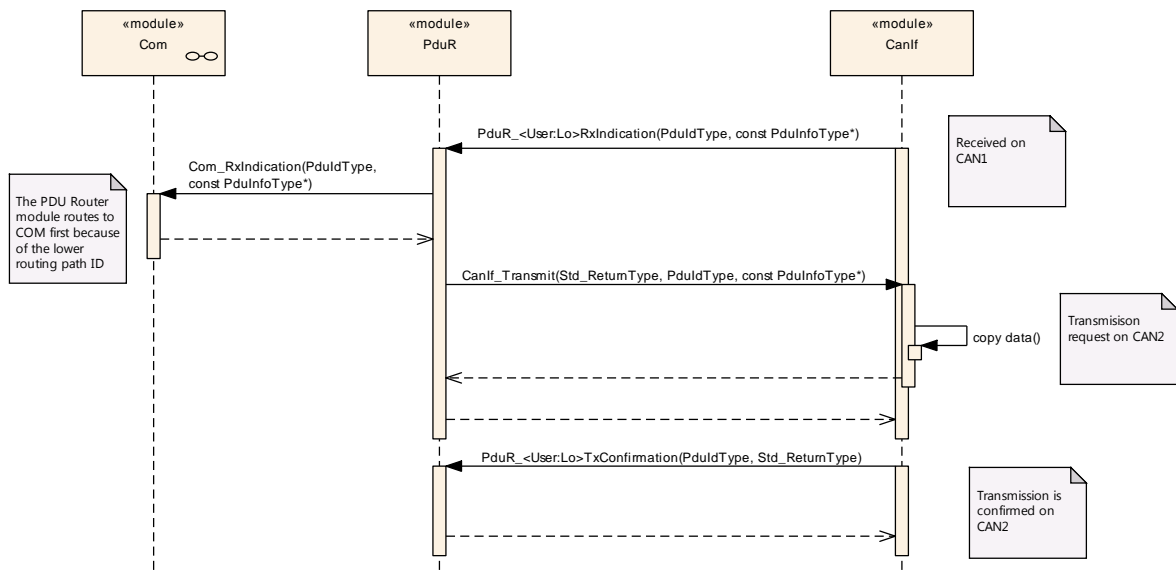


Figure 18: – Gateway of I-PDU from CAN to CAN and Com

9.3.5 Singlecast-Gateway I-PDU using transport protocol modules

Following Figure 19 shows how an (multi N-PDU) I-PDU is gatewayed between two CAN networks, using transport protocol module.

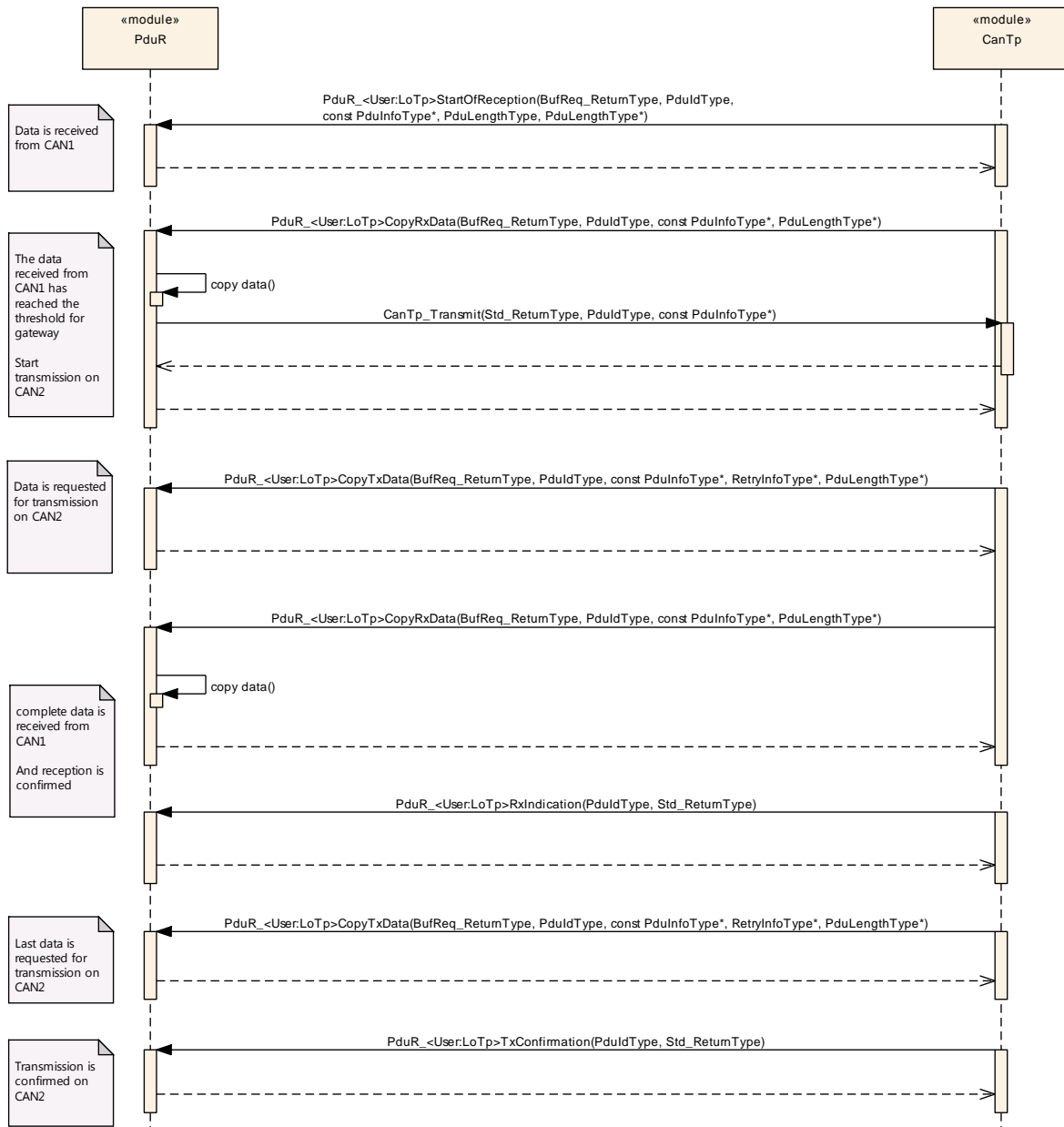


Figure 19: – Gateway of I-PDU (multi N-PDU) between two CAN networks

9.3.6 Multicast-Gateway I-PDU using transport protocol modules

The following Figure 20 shows how an (multi N-PDU) I-PDU is gatewayed from J1939Tp to two CAN-Networks, using transport protocol module.

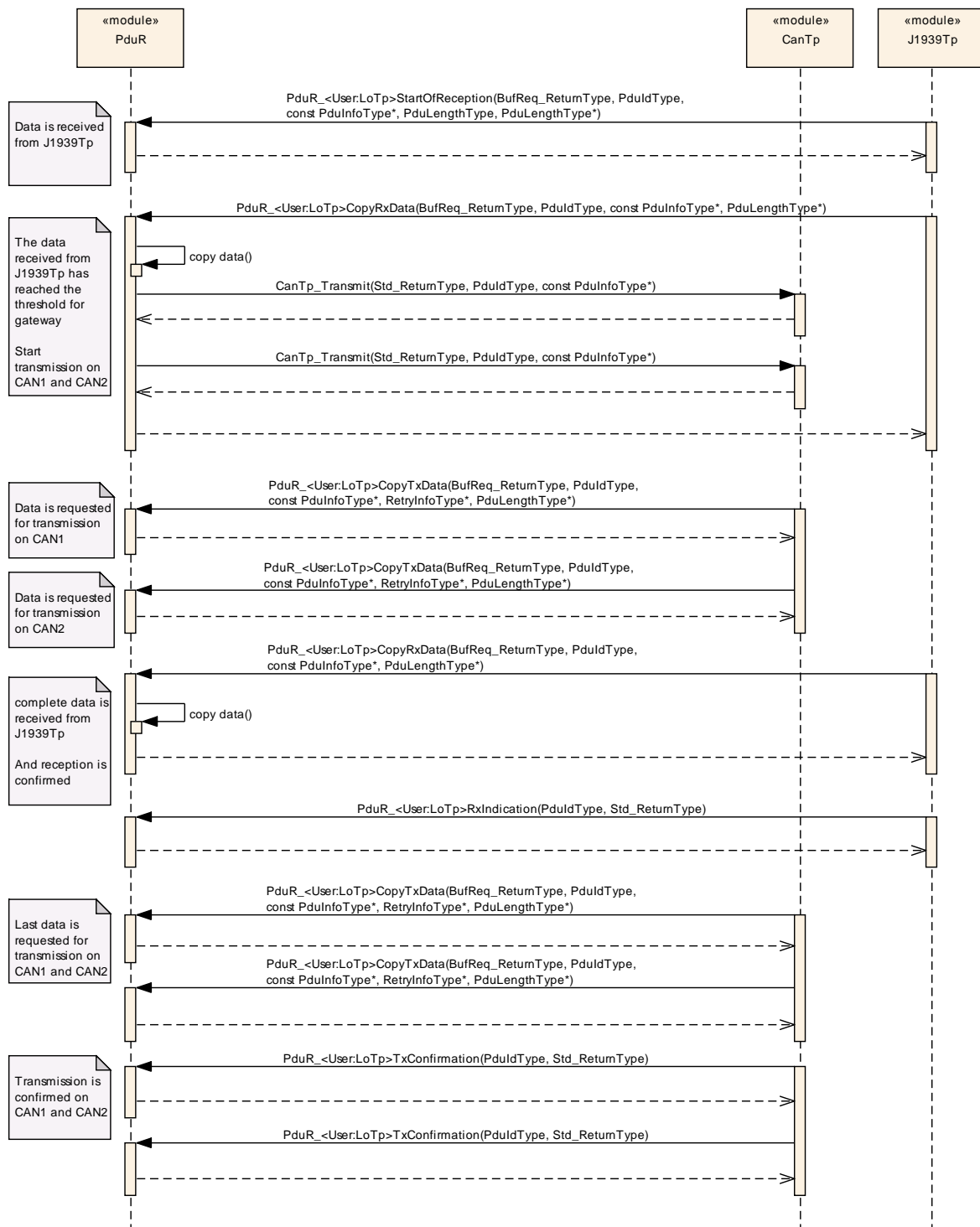


Figure 20: – Gateway of I-PDU (multi N-PDU) between J1939Tp and two CanTp

9.3.7 Gateway Single-Frame I-PDU from CAN1 to DCM and CAN2

The following use-case, Figure 21, shows an I-PDU (contained in a SF) received from CAN1 transport protocol and gatewayed to DCM (internal) and gatewayed to CAN2 transport protocol.

The I-PDU must be buffered in the PDU Router since the DCM module is not aware of that it will be gatewayed to CAN2. Such gatewaying is controlled by the configuration and cannot be processed by the DCM.

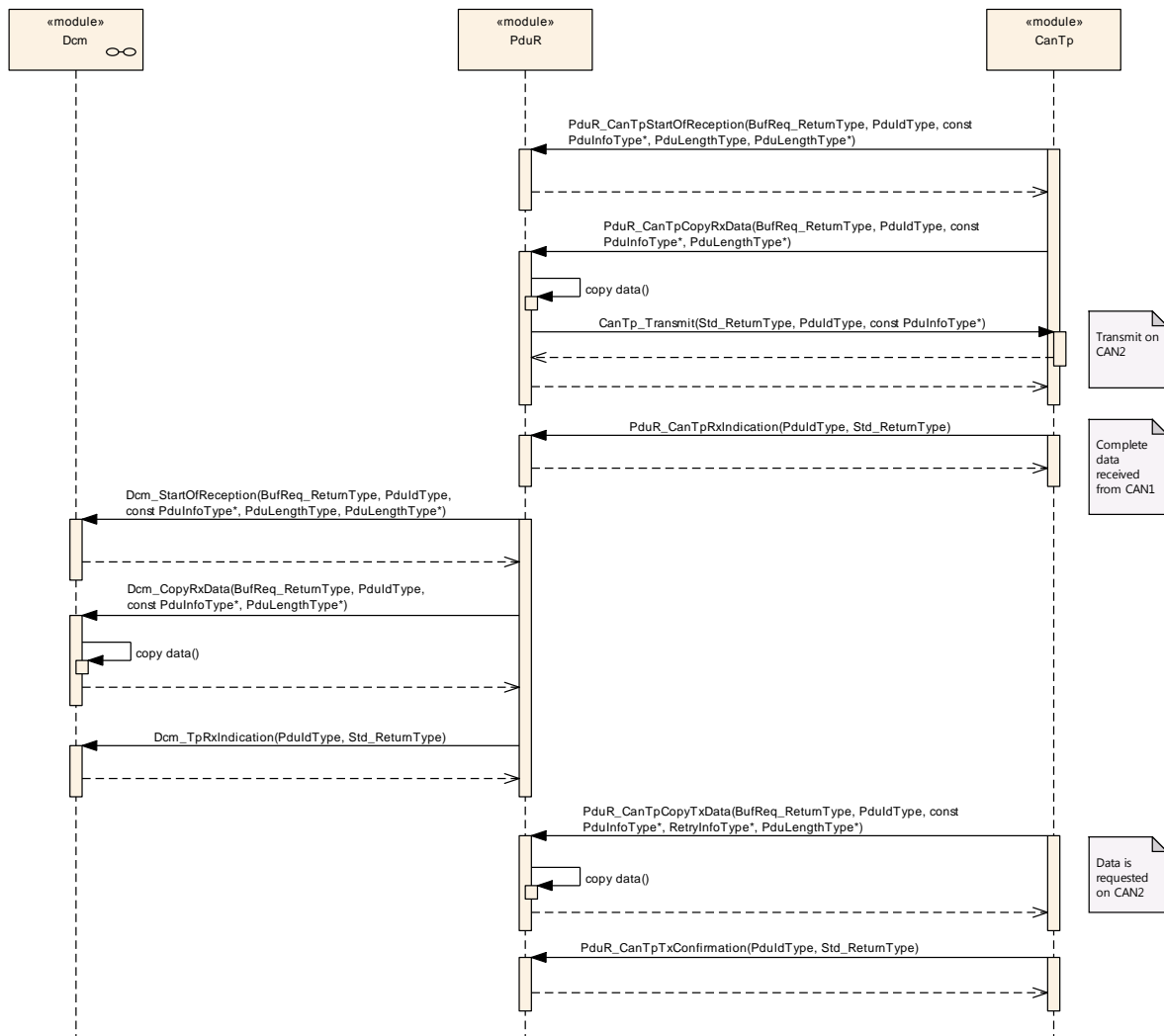


Figure 21: – Gateway of I-PDU to DCM and CAN

9.3.8 Gateway Multi-Frame I-PDU from J1939Tp to DCM, CAN and LIN

The following Figure 22 shows how routing of a broadcast TP protocol (e.g. BAM of J1939Tp) is performed.

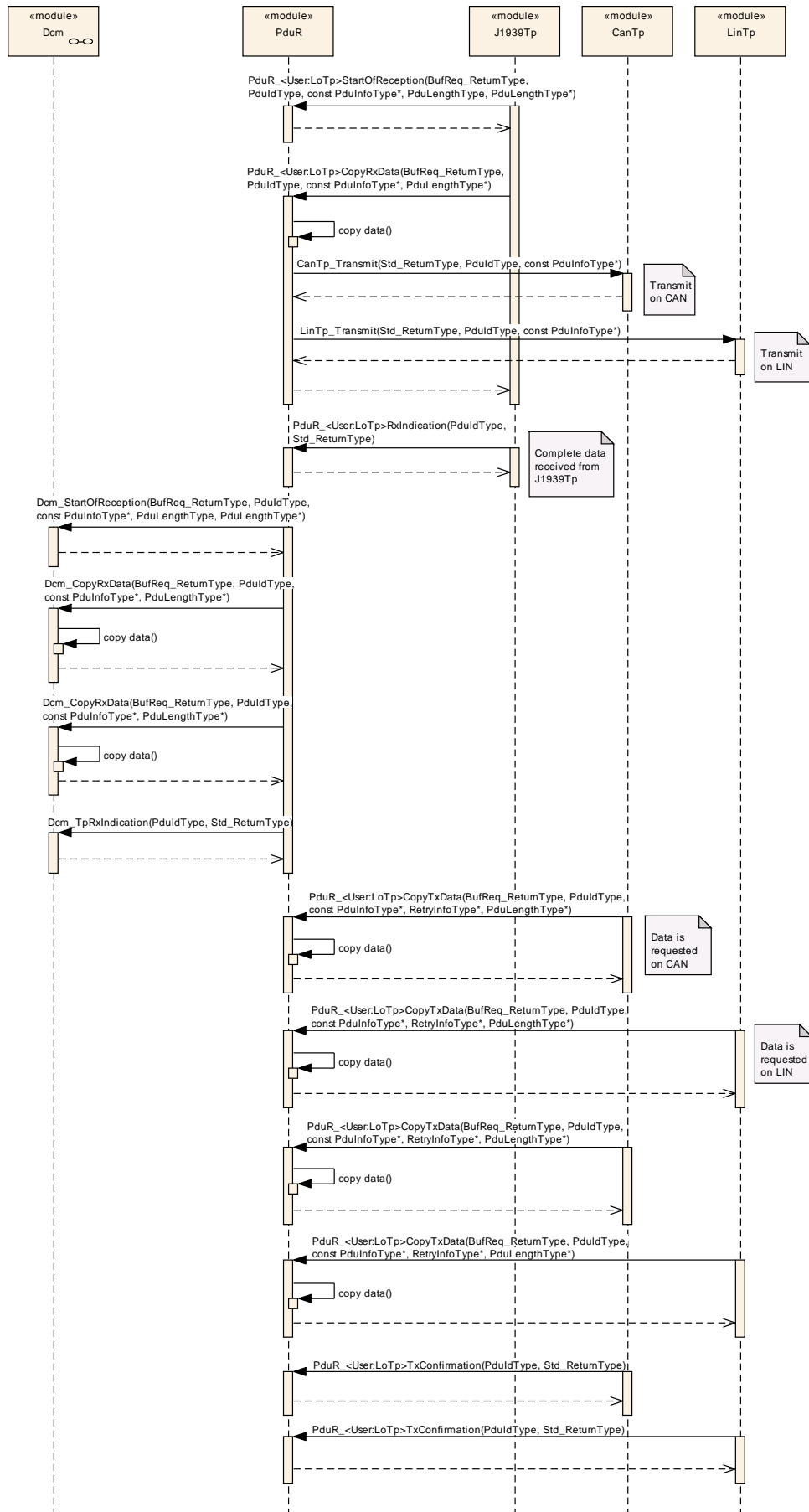


Figure 22: – Routing of Broadcast Tp protocol

10 Configuration specification

In general, this chapter defines configuration parameters and their clustering into containers. In order to support the specification Chapter 10.1 describes fundamentals. It also specifies a template (table) you shall use for the parameter specification. We intend to leave chapter 10.1 in the specification to guarantee comprehension.

Chapter 10.2 specifies the structure (containers) and the parameters of the module PDU Router.

Chapter 10.3 specifies published information of the module PDU Router.

10.1 How to read this chapter

For details refer to the chapter 10.1 “Introduction to configuration specification” in *SWS_BSWGeneral*.

10.1.1 Variants

[SWS_PduR_00295] [The PDU Router module shall support the update of the routing configuration (i.e. the PDU Router routing tables) at post build-time if this variant is supported.] (SRS_PduR_06002, SRS_BSW_00404)

Support of post-build update of the routing table is not always desired. Therefore post-build update of the routing table is only supported in the variant post-build of the PDU Router module, see further section 10.1.1.

The post-build comes in two flavors: Selectable and Loadable, there is no restriction on using any of them in the PDU Router module or even a combination of them.

[SWS_PduR_00296] [If the variant post-build is supported, the update of the routing tables shall only be possible when the PDU Router module is uninitialized.] (SRS_PduR_06001, SRS_BSW_00404)

Remark: The process how the update of the routing tables is performed is not restricted. Most likely a reflashing of the memory segment that holds the table will be done by the bootloader - a separate program which may be loaded after a reboot to update the ECU.

[SWS_PduR_00281] [The post-build time configuration of the PDU Router module shall be identifiable by the unique configuration identifier: PduRConfigurationId.]
(SRS_PduR_06097, SRS_BSW_00404)

Remark: The unique configuration identifier is not used to select one of multiple post-build configuration sets of the PDU Router module, but for unique identification of the current PDU Router module post-build configuration, e.g. for Diagnostics or for checking at runtime that the post-build configurations of related communication modules match. The configuration identifier can be read via the API PduR_GetConfigurationId, see section 8.3.1.3.

10.2 Containers and configuration parameters

The following chapters summarize all configuration parameters. The detailed meanings of the parameters are described in chapter 7 and chapter 7.11. An overview of the top-level PDU Router configuration container PduR is shown in Figure 23.

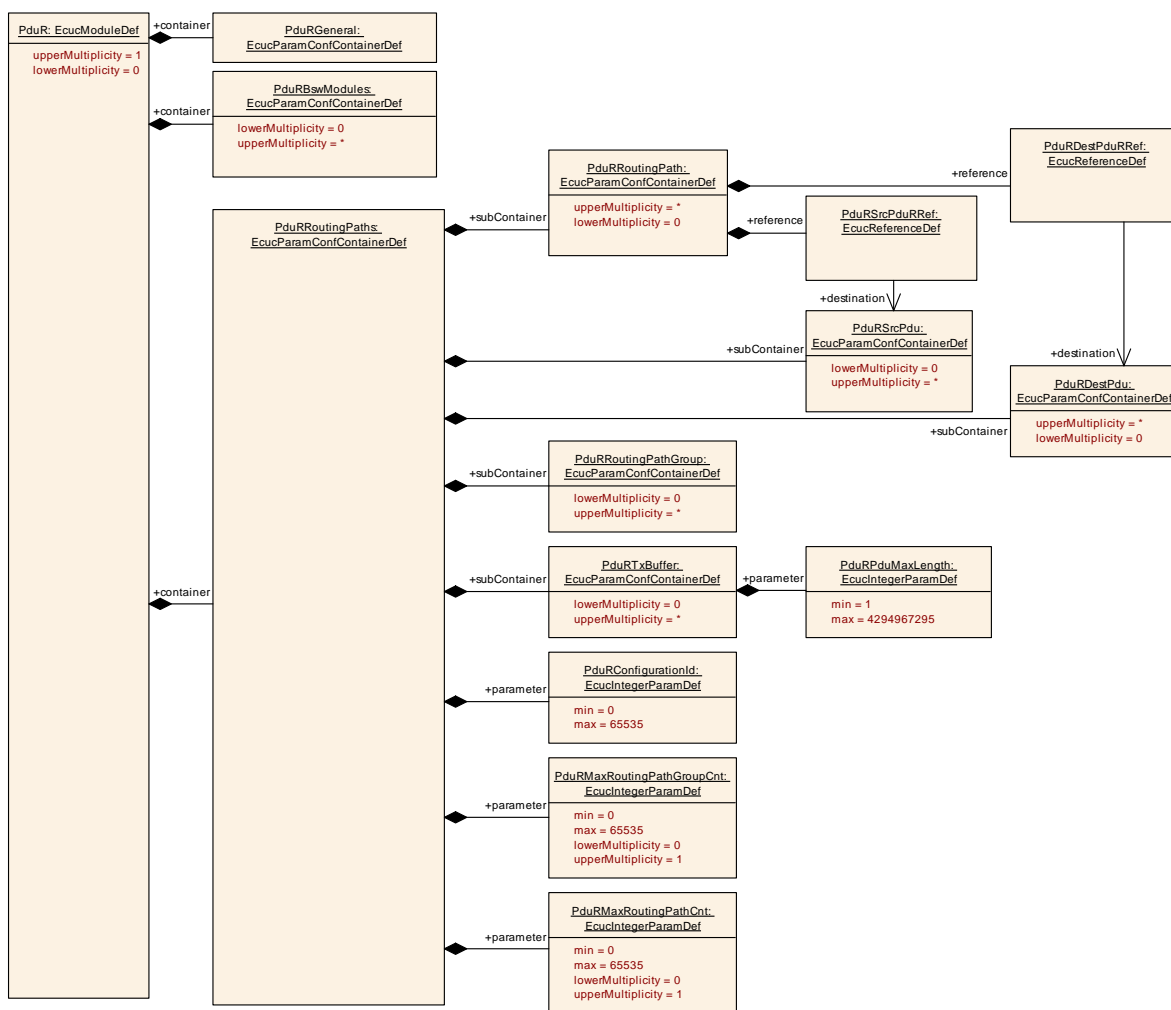


Figure 23: PDU Router Configuration Overview - PduR

10.2.1 PduR

SWS Item	ECUC_PduR_00293 :
Module Name	<i>PduR</i>
Module Description	Configuration of the PduR (PDU Router) module.
Post-Build Variant Support	true
Supported Config Variants	VARIANT-POST-BUILD, VARIANT-PRE-COMPILE

Included Containers		
Container Name	Multiplicity	Scope / Dependency
PduRBswModules	0..*	Each container describes a specific BSW module (upper/CDD/lower/lpduM) that the PDU Router shall interface to. The reason to have it as own configuration container instead of implication of the routing path is to be able to configure CDDs properly and to force module's to be used in a post-build situation even though no routing is made to/from this module (future configurations may include these modules).
PduRGeneral	1	This container is a subcontainer of PduR and specifies the general configuration parameters of the PDU Router.
PduRRoutingPaths	1	Represents one table of routing paths. This routing table allows multiple configurations that can be used to create several routing tables in the same configuration. This is mainly used for post-build (e.g. post-build selectable) but can be used by pre-compile and link-time for variant handling.

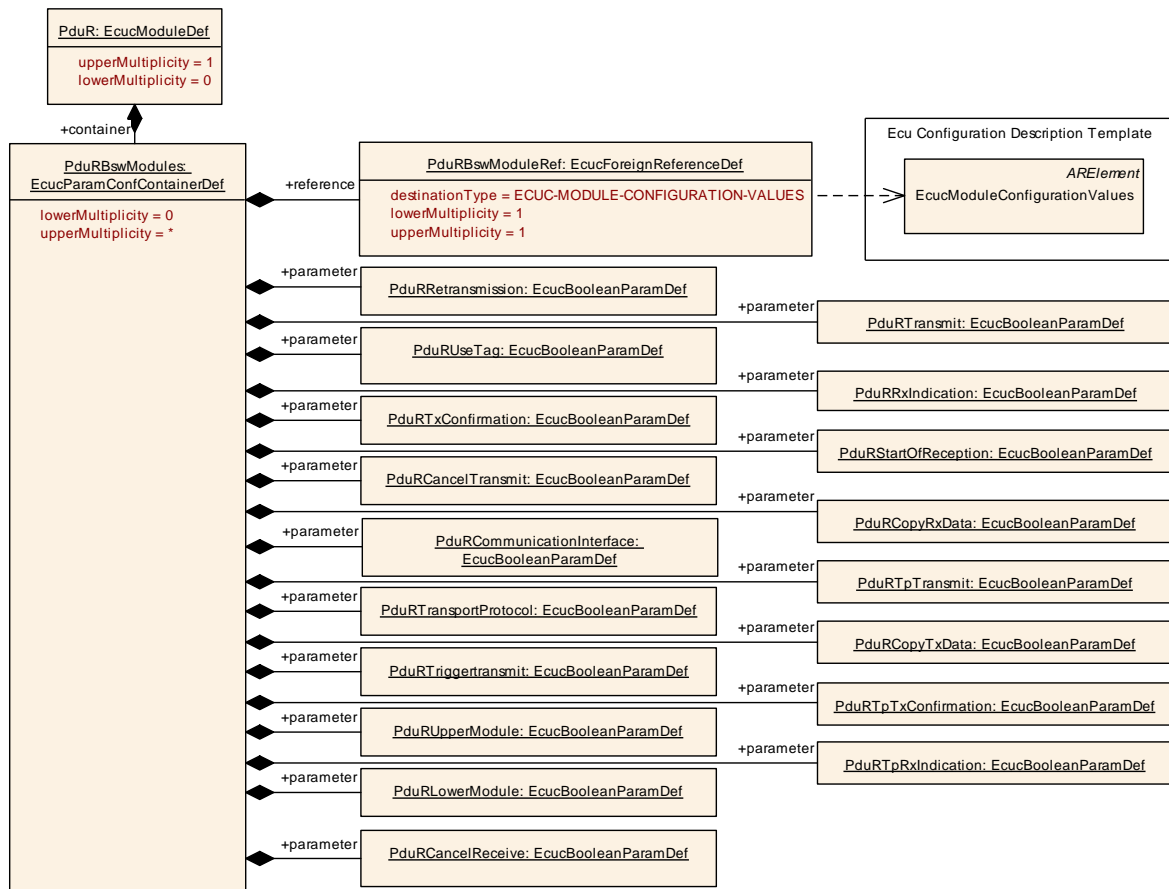


Figure 24 - PduRBSwModules

10.2.2 PduRBSwModules

SWS Item	ECUC_PduR_00295 :		
Container Name	PduRBSwModules		
Parent Container	PduR		
Description	<p>Each container describes a specific BSW module (upper/CDD/lower/lpduM) that the PDU Router shall interface to.</p> <p>The reason to have it as own configuration container instead of implication of the routing path is to be able to configure CDDs properly and to force module's to be used in a post-build situation even though no routing is made to/from this module (future configurations may include these modules).</p>		
Post-Build Variant Multiplicity	false		
Multiplicity Configuration Class	Pre-compile time	X	VARIANT-PRE-COMPILE, VARIANT-POST-BUILD

	Link time	--	
	Post-build time	--	
Configuration Parameters			

SWS Item	ECUC_PduR_00340 :		
Name	PduRCancelReceive		
Parent Container	PduRBswModules		
Description	Specifies if the Transport protocol module supports the CancelReceive API or not. Value true the API is supported.		
Multiplicity	1		
Type	EcucBooleanParamDef		
Default value	--		
Post-Build Variant Value	false		
Value Configuration Class	Pre-compile time	X	All Variants
	Link time	--	
	Post-build time	--	
Scope / Dependency	scope: local		

SWS Item	ECUC_PduR_00297 :		
Name	PduRCancelTransmit		
Parent Container	PduRBswModules		
Description	Specifies if the BSW module supports the CancelTransmit API or not. Value true the API is supported.		
Multiplicity	1		
Type	EcucBooleanParamDef		
Default value	--		
Post-Build Variant Value	false		
Value Configuration Class	Pre-compile time	X	All Variants
	Link time	--	
	Post-build time	--	
Scope / Dependency	scope: local		

SWS Item	ECUC_PduR_00298 :		
Name	PduRCommunicationInterface		
Parent Container	PduRBswModules		
Description	Specifies if the BSW module supports the Communication Interface APIs or not. Value true the APIs are supported. A module can have both Communication Interface APIs and Transport Protocol APIs (e.g. the COM module).		
Multiplicity	1		
Type	EcucBooleanParamDef		
Default value	--		
Post-Build Variant Value	false		
Value Configuration Class	Pre-compile time	X	All Variants
	Link time	--	
	Post-build time	--	
Scope / Dependency	scope: local		

SWS Item	ECUC_PduR_00360 :		
Name	PduRCopyRxData		
Parent Container	PduRBswModules		
Description	Specifies if the Transport protocol module supports the CopyRxData API or not. Value true the API is supported.		
Multiplicity	1		
Type	EcucBooleanParamDef		
Default value	--		

Post-Build Variant Value	false		
Value Configuration Class	Pre-compile time	X	All Variants
	Link time	--	
	Post-build time	--	
Scope / Dependency	scope: ECU		

SWS Item	ECUC_PduR_00362 :		
Name	PduRCopyTxData		
Parent Container	PduRBswModules		
Description	Specifies if the Transport protocol module supports the CopyTxData API or not. Value true the API is supported.		
Multiplicity	1		
Type	EcucBooleanParamDef		
Default value	--		
Post-Build Variant Value	false		
Value Configuration Class	Pre-compile time	X	All Variants
	Link time	--	
	Post-build time	--	
Scope / Dependency	scope: ECU		

SWS Item	ECUC_PduR_00307 :		
Name	PduRLowerModule		
Parent Container	PduRBswModules		
Description	<p>The PduRLowerModule will decide who will call the APIs and who will implement the APIs.</p> <p>For example, if the CanIf module is referenced then the PDU Router module will implement the PduR_CanIfRxIndication API. And the PDUR module will call the CanIf_Transmit API. Other APIs are of course also covered.</p> <p>An upper module can also be an lower module (e.g. the IpduM module).</p>		
Multiplicity	1		
Type	EcucBooleanParamDef		
Default value	--		
Post-Build Variant Value	false		
Value Configuration Class	Pre-compile time	X	All Variants
	Link time	--	
	Post-build time	--	
Scope / Dependency	scope: local		

SWS Item	ECUC_PduR_00332 :		
Name	PduRRetransmission		
Parent Container	PduRBswModules		
Description	<p>If set to true this means that the destination transport protocol module will use the retransmission feature. This parameter might be set to false if the retransmission feature is not used, even though the destination transport protocol is supporting it.</p> <p>This parameter is only valid for transport protocol modules and gateway operations. If transmission from a local upper layer module this module will handle the retransmission.</p>		
Multiplicity	1		
Type	EcucBooleanParamDef		
Default value	--		
Post-Build Variant Value	false		
Value Configuration Class	Pre-compile time	X	All Variants
	Link time	--	

	Post-build time	--	
Scope / Dependency	scope: local		

SWS Item	ECUC_PduR_00358 :		
Name	PduRRxIndication		
Parent Container	PduRBswModules		
Description	Specifies if BSW module supports the RxIndication API or not. Value true the API is supported.		
Multiplicity	1		
Type	EcucBooleanParamDef		
Default value	--		
Post-Build Variant Value	false		
Value Configuration Class	Pre-compile time	X	All Variants
	Link time	--	
	Post-build time	--	
Scope / Dependency	scope: ECU		

SWS Item	ECUC_PduR_00359 :		
Name	PduRStartOfReception		
Parent Container	PduRBswModules		
Description	Specifies if the Transport protocol module supports the StartOfReception API or not. Value true the API is supported.		
Multiplicity	1		
Type	EcucBooleanParamDef		
Default value	--		
Post-Build Variant Value	false		
Value Configuration Class	Pre-compile time	X	All Variants
	Link time	--	
	Post-build time	--	
Scope / Dependency	scope: ECU		

SWS Item	ECUC_PduR_00364 :		
Name	PduRTpRxIndication		
Parent Container	PduRBswModules		
Description	Specifies if the Transport protocol module supports the TpRxIndication API or not. Value true the API is supported.		
Multiplicity	1		
Type	EcucBooleanParamDef		
Default value	--		
Post-Build Variant Value	false		
Value Configuration Class	Pre-compile time	X	All Variants
	Link time	--	
	Post-build time	--	
Scope / Dependency	scope: ECU		

SWS Item	ECUC_PduR_00361 :		
Name	PduRTpTransmit		
Parent Container	PduRBswModules		
Description	Specifies if BSW module supports the TP Transmit API or not. Value true the API is supported.		
Multiplicity	1		
Type	EcucBooleanParamDef		
Default value	--		
Post-Build Variant Value	false		
Value Configuration Class	Pre-compile time	X	All Variants
	Link time	--	

	Post-build time	--	
Scope / Dependency	scope: ECU		

SWS Item	ECUC_PduR_00363 :		
Name	PduRTpTxConfirmation		
Parent Container	PduRBswModules		
Description	Specifies if the Transport protocol module supports the TpTxConfirmation API or not. Value true the API is supported.		
Multiplicity	1		
Type	EcucBooleanParamDef		
Default value	--		
Post-Build Variant Value	false		
Value Configuration Class	Pre-compile time	X	All Variants
	Link time	--	
	Post-build time	--	
Scope / Dependency	scope: ECU		

SWS Item	ECUC_PduR_00357 :		
Name	PduRTransmit		
Parent Container	PduRBswModules		
Description	Specifies if BSW module supports the (IF) Transmit API or not. Value true the API is supported.		
Multiplicity	1		
Type	EcucBooleanParamDef		
Default value	--		
Post-Build Variant Value	false		
Value Configuration Class	Pre-compile time	X	All Variants
	Link time	--	
	Post-build time	--	
Scope / Dependency	scope: ECU		

SWS Item	ECUC_PduR_00312 :		
Name	PduRTransportProtocol		
Parent Container	PduRBswModules		
Description	The PDU Router module shall use the API parameters specified for transport protocol interface.		
Multiplicity	1		
Type	EcucBooleanParamDef		
Default value	--		
Post-Build Variant Value	false		
Value Configuration Class	Pre-compile time	X	All Variants
	Link time	--	
	Post-build time	--	
Scope / Dependency	scope: local		

SWS Item	ECUC_PduR_00313 :		
Name	PduRTriggertransmit		
Parent Container	PduRBswModules		
Description	Specifies if the BSW module supports the TriggerTransmit API or not. Value true means that the BSW module supports the TriggerTransmit interface which a lower layer module can call and also that it can call the TriggerTransmit interface of an upper layer module. Value false means that the BSW module does not support the TriggerTransmit interface which a lower layer module can call and also that it shall not call the TriggerTransmit interface of an upper layer module.		
Multiplicity	1		

Type	EcucBooleanParamDef		
Default value	--		
Post-Build Variant Value	false		
Value Configuration Class	Pre-compile time	X	All Variants
	Link time	--	
	Post-build time	--	
Scope / Dependency	scope: local		

SWS Item	ECUC_PduR_00314 :		
Name	PduRTxConfirmation		
Parent Container	PduRBswModules		
Description	Specifies if the BSW module supports the TxConfirmation API or not. Value true the API is supported.		
Multiplicity	1		
Type	EcucBooleanParamDef		
Default value	--		
Post-Build Variant Value	false		
Value Configuration Class	Pre-compile time	X	All Variants
	Link time	--	
	Post-build time	--	
Scope / Dependency	scope: local		

SWS Item	ECUC_PduR_00338 :		
Name	PduRUpperModule		
Parent Container	PduRBswModules		
Description	<p>The PduRUpperModule will decide who will call the APIs and who will implement the APIs.</p> <p>For example, if the COM module is referenced then the PDU Router module will implement the PduR_Transmit API. And the PDUR module will call the Com_RxIndication API. Other APIs are of course also covered.</p> <p>An upper module can also be an lower module (e.g. the lpduM module).</p>		
Multiplicity	1		
Type	EcucBooleanParamDef		
Default value	--		
Post-Build Variant Value	false		
Value Configuration Class	Pre-compile time	X	All Variants
	Link time	--	
	Post-build time	--	
Scope / Dependency	scope: local		

SWS Item	ECUC_PduR_00319 :		
Name	PduRUseTag		
Parent Container	PduRBswModules		
Description	<p>This parameter, if set to true, enables the usage of the tag (<up>) in the following API calls:</p> <ul style="list-style-type: none"> • PduR_<Up>CancelReceive • PduR_<Up>CancelTransmit <p>Example: If used by COM and the parameter is enabled the PduR_ComCancelTransmit is used.</p> <p>The background is that upper layer modules differ in usage of this tag (e.g. COM is using the tag, DCM is not).</p>		
Multiplicity	1		

Type	EcucBooleanParamDef		
Default value	--		
Post-Build Variant Value	false		
Value Configuration Class	Pre-compile time	X	All Variants
	Link time	--	
	Post-build time	--	
Scope / Dependency	scope: local		

SWS Item	ECUC_PduR_00294 :		
Name	PduRBSwModuleRef		
Parent Container	PduRBSwModules		
Description	This is a reference to one BSW module's configuration (i.e. not the ECUC parameter definition template). Example, there could be several configurations of LinIf and this reference selects one of them.		
Multiplicity	1		
Type	Foreign reference to [ECUC-MODULE-CONFIGURATION-VALUES]		
Post-Build Variant Value	false		
Value Configuration Class	Pre-compile time	X	All Variants
	Link time	--	
	Post-build time	--	
Scope / Dependency	scope: local		

No Included Containers

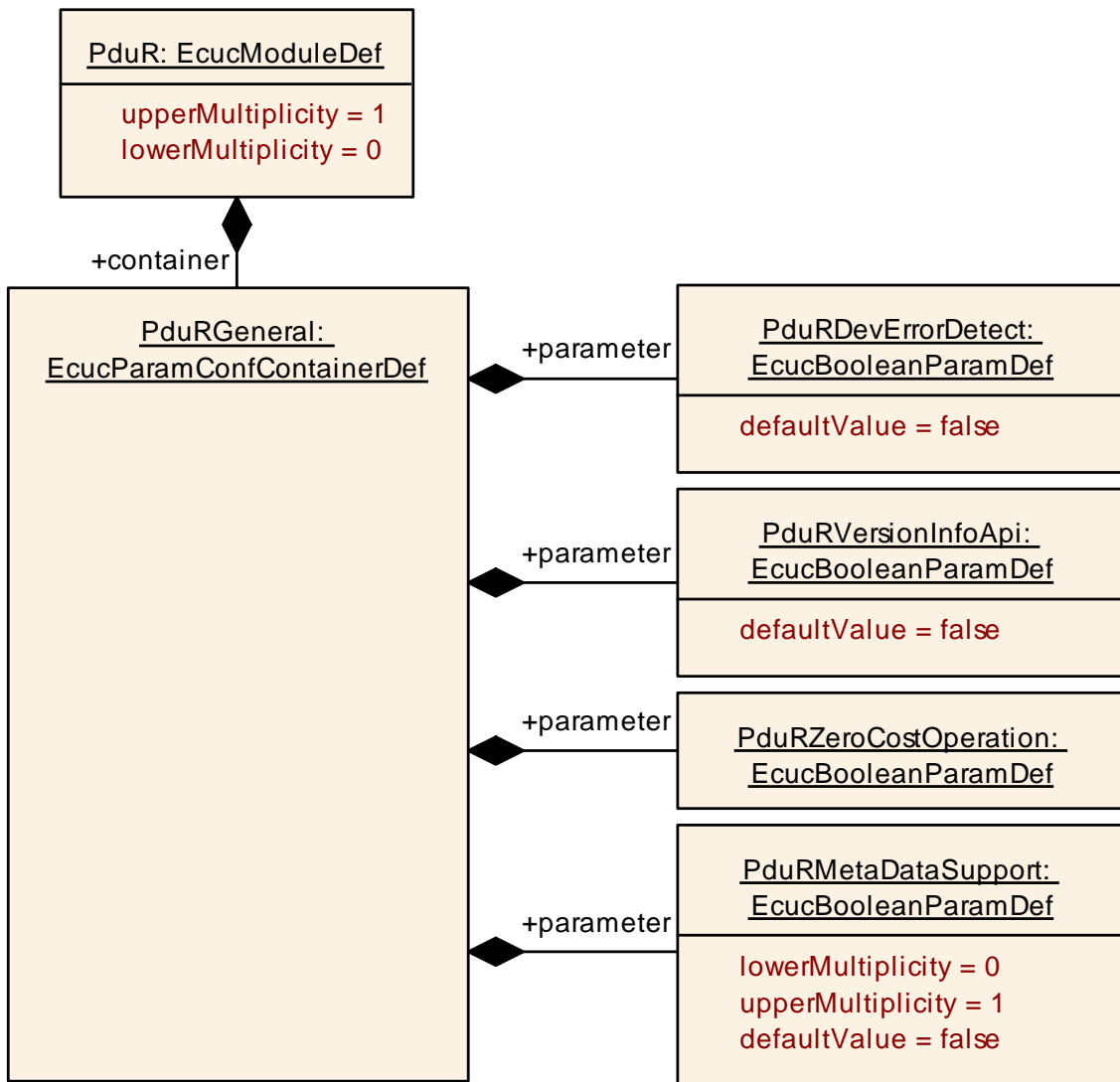


Figure 25 - PduRGeneral

10.2.3 PduRGeneral

SWS Item	ECUC_PduR_00305 :
Container Name	PduRGeneral
Parent Container	PduR
Description	This container is a subcontainer of PduR and specifies the general configuration parameters of the PDU Router.
Configuration Parameters	

SWS Item	ECUC_PduR_00302 :
Name	PduRDevErrorDetect
Parent Container	PduRGeneral

Description	Switches the development error detection and notification on or off. <ul style="list-style-type: none"> • true: detection and notification is enabled. • false: detection and notification is disabled. 		
Multiplicity	1		
Type	EcucBooleanParamDef		
Default value	false		
Post-Build Variant Value	false		
Value Configuration Class	Pre-compile time	X	All Variants
	Link time	--	
	Post-build time	--	
Scope / Dependency	scope: local		

SWS Item	ECUC_PduR_00347 :		
Name	PduRMetaDataSupport		
Parent Container	PduRGeneral		
Description	Enable support for MetaData handling. The MetaData is defined by the referenced MetaDataType of the global PDU definitions. This feature may be used for efficient address based routing and generic CAN-CAN-routing, where the MetaData contains the CAN ID.		
Multiplicity	0..1		
Type	EcucBooleanParamDef		
Default value	false		
Post-Build Variant Multiplicity	false		
Post-Build Variant Value	false		
Multiplicity Configuration Class	Pre-compile time	X	All Variants
	Link time	--	
	Post-build time	--	
Value Configuration Class	Pre-compile time	X	All Variants
	Link time	--	
	Post-build time	--	
Scope / Dependency	scope: local		

SWS Item	ECUC_PduR_00316 :		
Name	PduRVersionInfoApi		
Parent Container	PduRGeneral		
Description	If true the PduR_GetVersionInfo API is available.		
Multiplicity	1		
Type	EcucBooleanParamDef		
Default value	false		
Post-Build Variant Value	false		
Value Configuration Class	Pre-compile time	X	All Variants
	Link time	--	
	Post-build time	--	
Scope / Dependency	scope: local		

SWS Item	ECUC_PduR_00317 :		
Name	PduRZeroCostOperation		
Parent Container	PduRGeneral		
Description	If set the PduR configuration generator will report an error if zero-cost-operation cannot be fulfilled. This parameter shall be seen as an input requirement to the configuration generator.		
Multiplicity	1		

Type	EcucBooleanParamDef		
Default value	--		
Post-Build Variant Value	false		
Value Configuration Class	Pre-compile time	X	All Variants
	Link time	--	
	Post-build time	--	
Scope / Dependency	scope: local		

No Included Containers

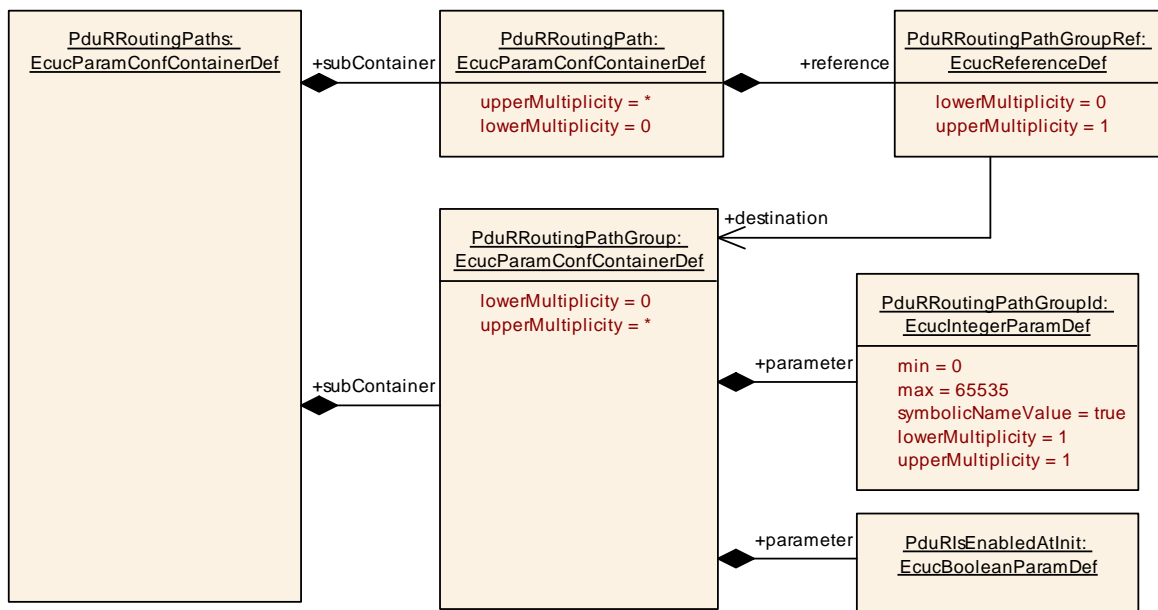


Figure 26 - PduRRoutingPathGroup

10.2.4 PduRRoutingPathGroup

SWS Item	ECUC_PduR_00308 :
Container Name	PduRRoutingPathGroup
Parent Container	PduRRoutingPaths
Description	<p>This container groups routing path destinations. Destinations are used instead of routing paths since a routing path can be 1:n. It is desirable to be able to enable/disable a specific bus (i.e. a destination) rather than a routing path. Of course it is possible to create groups that covers specific routing paths as well.</p> <p>Enabling and disabling of routing path groups are made using the PduR API</p>

Post-Build Variant Multiplicity	true		
Multiplicity Configuration Class	Pre-compile time	X	VARIANT-PRE-COMPILE
	Link time	--	
	Post-build time	X	VARIANT-POST-BUILD
Configuration Parameters			

SWS Item	ECUC_PduR_00329 :		
Name	PduRIsEnabledAtInit		
Parent Container	PduRRoutingPathGroup		
Description	If set to true this routing path group will be enabled after initializing the PDU Router module (i.e. enabled in the PduR_Init function).		
Multiplicity	1		
Type	EcucBooleanParamDef		
Default value	--		
Post-Build Variant Value	true		
Value Configuration Class	Pre-compile time	X	VARIANT-PRE-COMPILE
	Link time	--	
	Post-build time	X	VARIANT-POST-BUILD
Scope / Dependency	scope: local		

SWS Item	ECUC_PduR_00309 :		
Name	PduRRoutingPathGroupId		
Parent Container	PduRRoutingPathGroup		
Description	Identification of the routing group. The identification will be used by the disable/enable API in the PDU Router module API.		
Multiplicity	1		
Type	EcucIntegerParamDef (Symbolic Name generated for this parameter)		
Range	0 .. 65535		
Default value	--		
Post-Build Variant Value	false		
Value Configuration Class	Pre-compile time	X	All Variants
	Link time	--	
	Post-build time	--	
Scope / Dependency	scope: ECU		

No Included Containers

Parent Container	PduR
Description	Represents one table of routing paths. This routing table allows multiple configurations that can be used to create several routing tables in the same configuration. This is mainly used for post-build (e.g. post-build selectable) but can be used by pre-compile and link-time for variant handling.
Configuration Parameters	

SWS Item	ECUC_PduR_00327 :		
Name	PduRConfigurationId		
Parent Container	PduRRoutingPaths		
Description	Identification of the configuration of the PduR configuration. This identification can be read using the PduR API.		
Multiplicity	1		
Type	EcucIntegerParamDef		
Range	0 .. 65535		
Default value	--		
Post-Build Variant Value	true		
Value Configuration Class	Pre-compile time	X	VARIANT-PRE-COMPILE
	Link time	--	
	Post-build time	X	VARIANT-POST-BUILD
Scope / Dependency	scope: local		

SWS Item	ECUC_PduR_00350 :		
Name	PduRMaxRoutingPathCnt		
Parent Container	PduRRoutingPaths		
Description	Maximum number of RoutingPaths in all RoutingTables. This parameter is needed only in case of post-build loadable implementation using static memory allocation.		
Multiplicity	0..1		
Type	EcucIntegerParamDef		
Range	0 .. 65535		
Default value	--		
Post-Build Variant Multiplicity	false		
Post-Build Variant Value	false		
Multiplicity Configuration Class	Pre-compile time	X	All Variants
	Link time	--	
	Post-build time	--	
Value Configuration Class	Pre-compile time	X	All Variants
	Link time	--	
	Post-build time	--	
Scope / Dependency	scope: local		

SWS Item	ECUC_PduR_00348 :		
Name	PduRMaxRoutingPathGroupCnt		
Parent Container	PduRRoutingPaths		
Description	Maximum number of RoutingPathGroups. This parameter is needed only in case of post-build loadable implementation using static memory allocation.		
Multiplicity	0..1		
Type	EcucIntegerParamDef		
Range	0 .. 65535		
Default value	--		
Post-Build Variant	false		

Multiplicity			
Post-Build Variant Value	false		
Multiplicity Configuration Class	Pre-compile time	X	All Variants
	Link time	--	
	Post-build time	--	
Value Configuration Class	Pre-compile time	X	All Variants
	Link time	--	
	Post-build time	--	
Scope / Dependency	scope: local		

Included Containers		
Container Name	Multiplicity	Scope / Dependency
PduRDestPdu	0..*	This container is a subcontainer of PduRRoutingPath and specifies one destination for the PDU to be routed.
PduRRoutingPath	0..*	This container is a subcontainer of PduRRoutingTable and specifies the routing path of a PDU.
PduRRoutingPathGroup	0..*	This container groups routing path destinations. Destinations are used instead of routing paths since a routing path can be 1:n. It is desirable to be able to enable/disable a specific bus (i.e. a destination) rather than a routing path. Of course it is possible to create groups that covers specific routing paths as well. Enabling and disabling of routing path groups are made using the PduR API
PduRSrcPdu	0..*	This container is a subcontainer of PduRRoutingPath and specifies the source of the PDU to be routed.
PduRTxBuffer	0..*	Specifies a buffer used for gatewaying via communication interfaces or transport protocols.

10.2.6 PduRRoutingPath

SWS Item	ECUC_PduR_00248 :		
Container Name	PduRRoutingPath		
Parent Container	PduRRoutingPaths		
Description	This container is a subcontainer of PduRRoutingTable and specifies the routing path of a PDU.		
Post-Build Variant Multiplicity	true		
Multiplicity Configuration Class	Pre-compile time	X	VARIANT-PRE-COMPILE
	Link time	--	
	Post-build time	X	VARIANT-POST-BUILD
Configuration Parameters			

SWS Item	ECUC_PduR_00356 :		
Name	PduRQueueDepth		
Parent Container	PduRRoutingPath		
Description	This parameter defines the queue depth for this routing path.		
Multiplicity	0..1		
Type	EcucIntegerParamDef		
Range	1 .. 255		
Default value	--		
Post-Build Variant	true		

Multiplicity			
Post-Build Variant Value	true		
Multiplicity Configuration Class	Pre-compile time	X	VARIANT-PRE-COMPILE
	Link time	--	
	Post-build time	X	VARIANT-POST-BUILD
Value Configuration Class	Pre-compile time	X	VARIANT-PRE-COMPILE
	Link time	--	
	Post-build time	X	VARIANT-POST-BUILD
Scope / Dependency	scope: local		

SWS Item	ECUC_PduR_00320 :		
Name	PduRTpThreshold		
Parent Container	PduRRoutingPath		
Description	<p>This parameter is only relevant for TP routings. When configured, it enables on-the-fly routing and defines the number of bytes which must have been received before transmission on the destination bus may start.</p> <p>When omitted, direct TP routing is enforced. The PduRouter shall ensure that a buffer is allocated for this routing path which is at least as large as the threshold.</p>		
Multiplicity	0..1		
Type	EcuIntegerParamDef		
Range	0 .. 65535		
Default value	--		
Post-Build Variant Multiplicity	true		
Post-Build Variant Value	true		
Multiplicity Configuration Class	Pre-compile time	X	VARIANT-PRE-COMPILE
	Link time	--	
	Post-build time	X	VARIANT-POST-BUILD
Value Configuration Class	Pre-compile time	X	VARIANT-PRE-COMPILE
	Link time	--	
	Post-build time	X	VARIANT-POST-BUILD
Scope / Dependency	scope: local		

SWS Item	ECUC_PduR_00354 :		
Name	PduRDestPduRRef		
Parent Container	PduRRoutingPath		
Description	--		
Multiplicity	1		
Type	Reference to [PduRDestPdu]		
Post-Build Variant Value	true		
Value Configuration Class	Pre-compile time	X	VARIANT-PRE-COMPILE
	Link time	--	
	Post-build time	X	VARIANT-POST-BUILD
Scope / Dependency			

SWS Item	ECUC_PduR_00304 :		
Name	PduRDestTxBufferRef		
Parent Container	PduRRoutingPath		
Description	Reference to a buffer in the PduR. This buffer is required for communication interface gatewaying, and for transport protocol gatewaying.		
Multiplicity	0..*		
Type	Reference to [PduRTxBuffer]		

Post-Build Variant Multiplicity	true		
Post-Build Variant Value	true		
Multiplicity Configuration Class	Pre-compile time	X	VARIANT-PRE-COMPILE
	Link time	--	
	Post-build time	X	VARIANT-POST-BUILD
Value Configuration Class	Pre-compile time	X	VARIANT-PRE-COMPILE
	Link time	--	
	Post-build time	X	VARIANT-POST-BUILD
Scope / Dependency	scope: local		

SWS Item	ECUC_PduR_00352 :		
Name	PduRRoutingPathGroupRef		
Parent Container	PduRRoutingPath		
Description	Reference to routing path destinations.		
Multiplicity	0..1		
Type	Reference to [PduRRoutingPathGroup]		
Post-Build Variant Multiplicity	true		
Post-Build Variant Value	true		
Value Configuration Class	Pre-compile time	X	VARIANT-PRE-COMPILE
	Link time	--	
	Post-build time	X	VARIANT-POST-BUILD
Scope / Dependency	scope: local		

SWS Item	ECUC_PduR_00353 :		
Name	PduRSrcPduRRef		
Parent Container	PduRRoutingPath		
Description	--		
Multiplicity	1		
Type	Reference to [PduRSrcPdu]		
Post-Build Variant Value	true		
Value Configuration Class	Pre-compile time	X	VARIANT-PRE-COMPILE
	Link time	--	
	Post-build time	X	VARIANT-POST-BUILD
Scope / Dependency			

Included Containers		
Container Name	Multiplicity	Scope / Dependency
PduRDefaultValue	0..1	Specifies the default value of the I-PDU. Only required for gateway operation and if at least one PDU specified by PduRDestPdu uses TriggerTransmit Data provision. Represented as an array of IntegerParamDef.

10.2.7 PduRDestPdu

SWS Item	ECUC_PduR_00249 :		
Container Name	PduRDestPdu		
Parent Container	PduRRoutingPaths		
Description	This container is a subcontainer of PduRRoutingPath and specifies one destination for the PDU to be routed.		
Post-Build Variant	true		

Multiplicity			
Multiplicity Configuration Class	Pre-compile time	X	VARIANT-PRE-COMPILE
	Link time	--	
	Post-build time	X	VARIANT-POST-BUILD
Configuration Parameters			

SWS Item	ECUC_PduR_00289 :		
Name	PduRDestPduDataProvision		
Parent Container	PduRDestPdu		
Description	Specifies how data are provided: direct (as part of the Transmit call) or via the TriggerTransmit callback function. Only required for non-TP gatewayed I-PDUs.		
Multiplicity	0..1		
Type	EcucEnumerationParamDef		
Range	PDUR_DIRECT	The PDU Router module shall call the transmit function in the destination module and not buffer the I-PDU	
	PDUR_TRIGGERTRANSMIT	The PDU Router module shall call the transmit function in the destination module. The destination module will request the I-PDU using the triggerTransmit function. The I-PDU is shall be buffered.	
Post-Build Variant Multiplicity	true		
Post-Build Variant Value	true		
Multiplicity Configuration Class	Pre-compile time	X	VARIANT-PRE-COMPILE
	Link time	--	
	Post-build time	X	VARIANT-POST-BUILD
Value Configuration Class	Pre-compile time	X	VARIANT-PRE-COMPILE
	Link time	--	
	Post-build time	X	VARIANT-POST-BUILD
Scope / Dependency	scope: local dependency: In case of PDUR_TRIGGERTRANSMIT the parameter PduRDestTxBufferRef is required.		

SWS Item	ECUC_PduR_00322 :		
Name	PduRDestPduHandleId		
Parent Container	PduRDestPdu		
Description	PDU identifier assigned by PDU Router. Used by communication interface and transport protocol modules for confirmation (PduR_<Lo>TxConfirmation) and for TriggerTransmit (PduR_<Lo>TriggerTransmit).		
Multiplicity	0..1		
Type	EcucIntegerParamDef (Symbolic Name generated for this parameter)		
Range	0 .. 65535		
Default value	--		
Post-Build Variant Multiplicity	false		
Post-Build Variant Value	false		
Multiplicity Configuration Class	Pre-compile time	X	All Variants
	Link time	--	
	Post-build time	--	
Value Configuration Class	Pre-compile time	X	All Variants
	Link time	--	

	Post-build time	--	
Scope / Dependency	scope: ECU		

SWS Item	ECUC_PduR_00339 :		
Name	PduRTransmissionConfirmation		
Parent Container	PduRDestPdu		
Description	<p>This parameter is only for communication interfaces. Transport protocol modules will always call the TxConfirmation function.</p> <p>If set the destination communication interface module will call the TxConfirmation. However the TxConfirmation may be not called due to error. So the PduR shall not block until the TxConfirmation is called.</p> <p>One background for this parameter is for the PduR to know when all modules have confirmed a multicast operation.</p>		
Multiplicity	1		
Type	EcucBooleanParamDef		
Default value	--		
Post-Build Variant Multiplicity	false		
Post-Build Variant Value	false		
Multiplicity Configuration Class	Pre-compile time	X	All Variants
	Link time	--	
	Post-build time	--	
Value Configuration Class	Pre-compile time	X	All Variants
	Link time	--	
	Post-build time	--	
Scope / Dependency	scope: local		

SWS Item	ECUC_PduR_00291 :		
Name	PduRDestPduRef		
Parent Container	PduRDestPdu		
Description	<p>Destination PDU reference; reference to unique PDU identifier which shall be used by the PDU Router instead of the source PDU ID when calling the related function of the destination module.</p>		
Multiplicity	1		
Type	Reference to [Pdu]		
Post-Build Variant Value	true		
Value Configuration Class	Pre-compile time	X	VARIANT-PRE-COMPILE
	Link time	--	
	Post-build time	X	VARIANT-POST-BUILD
Scope / Dependency	scope: local		

No Included Containers

10.2.8 PduRSrcPdu

SWS Item	ECUC_PduR_00288 :		
Container Name	PduRSrcPdu		
Parent Container	PduRRoutingPaths		
Description	<p>This container is a subcontainer of PduRRoutingPath and specifies the source of the PDU to be routed.</p>		
Configuration Parameters			

SWS Item	ECUC_PduR_00355 :		
Name	PduRSourcePduBlockSize		
Parent Container	PduRSrcPdu		
Description	Minimum amount of buffer space required by receiving transport protocol layer to continue reception.		
Multiplicity	0..1		
Type	EcucIntegerParamDef		
Range	1 .. 4294967295		
Default value	--		
Post-Build Variant Multiplicity	true		
Post-Build Variant Value	true		
Multiplicity Configuration Class	Pre-compile time	--	
	Link time	--	
	Post-build time	--	
Value Configuration Class	Pre-compile time	--	
	Link time	--	
	Post-build time	--	
Scope / Dependency	scope: local		

SWS Item	ECUC_PduR_00311 :		
Name	PduRSourcePduHandleId		
Parent Container	PduRSrcPdu		
Description	PDU identifier assigned by PDU Router.		
Multiplicity	1		
Type	EcucIntegerParamDef (Symbolic Name generated for this parameter)		
Range	0 .. 65535		
Default value	--		
Post-Build Variant Value	false		
Value Configuration Class	Pre-compile time	X	All Variants
	Link time	--	
	Post-build time	--	
Scope / Dependency	scope: ECU		

SWS Item	ECUC_PduR_00351 :		
Name	PduRSrcPduUpTxConf		
Parent Container	PduRSrcPdu		
Description	When enabled, the TxConfirmation will be forwarded to the upper layer. Prerequisites: Lower layer and upper layer support TxConfirmation.		
Multiplicity	1		
Type	EcucBooleanParamDef		
Default value	true		
Post-Build Variant Multiplicity	true		
Post-Build Variant Value	true		
Multiplicity Configuration Class	Pre-compile time	X	VARIANT-PRE-COMPILE
	Link time	--	
	Post-build time	X	VARIANT-POST-BUILD
Value Configuration Class	Pre-compile time	X	VARIANT-PRE-COMPILE
	Link time	--	
	Post-build time	X	VARIANT-POST-BUILD
Scope / Dependency	scope: ECU		

SWS Item	ECUC_PduR_00318 :		
-----------------	--------------------------	--	--

Name	PduRSrcPduRef		
Parent Container	PduRSrcPdu		
Description	Source PDU reference; reference to unique PDU identifier which shall be used for the requested PDU Router operation.		
Multiplicity	1		
Type	Reference to [Pdu]		
Post-Build Variant Value	true		
Value Configuration Class	Pre-compile time	X	VARIANT-PRE-COMPILE
	Link time	--	
	Post-build time	X	VARIANT-POST-BUILD
Scope / Dependency	scope: local		

No Included Containers

10.2.9 PduRDefaultValue

SWS Item	ECUC_PduR_00299 :		
Container Name	PduRDefaultValue		
Parent Container	PduRRoutingPath		
Description	Specifies the default value of the I-PDU. Only required for gateway operation and if at least one PDU specified by PduRDestPdu uses TriggerTransmit Data provision. Represented as an array of IntegerParamDef.		
Configuration Parameters			

Included Containers			
Container Name	Multiplicity	Scope / Dependency	
PduRDefaultValueElement	0..*	Each value element is represented by the element and the position in an array.	

10.2.10 PduRDefaultValueElement

SWS Item	ECUC_PduR_00300 :		
Container Name	PduRDefaultValueElement		
Parent Container	PduRDefaultValue		
Description	Each value element is represented by the element and the position in an array.		
Post-Build Variant Multiplicity	true		
Multiplicity Configuration Class	Pre-compile time	X	VARIANT-PRE-COMPILE
	Link time	--	
	Post-build time	X	VARIANT-POST-BUILD
Configuration Parameters			

SWS Item	ECUC_PduR_00290 :		
Name	PduRDefaultValueElement		
Parent Container	PduRDefaultValueElement		

Description	The default value consists of a number of elements. Each element is one byte long and the number of elements is specified by SduLength. The position of this parameter in the container is specified by the PduRElementBytePosition parameter.		
Multiplicity	1		
Type	EcucIntegerParamDef		
Range	0 .. 255		
Default value	--		
Post-Build Variant Value	true		
Value Configuration Class	Pre-compile time	X	VARIANT-PRE-COMPILE
	Link time	--	
	Post-build time	X	VARIANT-POST-BUILD
Scope / Dependency	scope: local		

SWS Item	ECUC_PduR_00292 :		
Name	PduRDefaultValueElementBytePosition		
Parent Container	PduRDefaultValueElement		
Description	This parameter specifies the byte position of the element within the default value		
Multiplicity	1		
Type	EcucIntegerParamDef		
Range	0 .. 4294967294		
Default value	--		
Post-Build Variant Value	true		
Value Configuration Class	Pre-compile time	X	VARIANT-PRE-COMPILE
	Link time	--	
	Post-build time	X	VARIANT-POST-BUILD
Scope / Dependency	scope: local		

No Included Containers

10.2.11 PduRTxBuffer

SWS Item	ECUC_PduR_00336 :		
Container Name	PduRTxBuffer		
Parent Container	PduRRoutingPaths		
Description	Specifies a buffer used for gatewaying via communication interfaces or transport protocols.		
Post-Build Variant Multiplicity	false		
Multiplicity Configuration Class	Pre-compile time	X	VARIANT-PRE-COMPILE, VARIANT-POST-BUILD
	Link time	--	
	Post-build time	--	
Configuration Parameters			

SWS Item	ECUC_PduR_00324 :		
Name	PduRPduMaxLength		
Parent Container	PduRTxBuffer		
Description	Length of the Tx buffer in bytes. This parameter limits the size of buffered routed PDUs.		
Multiplicity	1		

Type	EcucIntegerParamDef		
Range	1 .. 4294967295		
Default value	--		
Post-Build Variant Value	false		
Value Configuration Class	Pre-compile time	X	All Variants
	Link time	--	
	Post-build time	--	
Scope / Dependency	scope: local dependency: When this buffer is used for TP routing path the PduRPduMaxLength has to be large enough to contain the largest possible single frame of the source network.		

No Included Containers

10.3 Published Information

For details refer to the chapter 10.3 “Published Information” in *SWS_BSWGeneral*.

11 PDU Router module design notes

This chapter collects a set of notes that describes features of this document.

11.1 Configuration parameter considerations

The configuration parameters listed in chapter 10 contain restrictions for the parameters themselves. But no restrictions are set that affects more than one parameter. The intention of this section is to list some of these to better understand the configuration parameters and also to allow a simpler configuration generator tool for the PDU Router module.

The buffers needed for gatewaying (communication interface and transport protocol) are specified per destination in the configuration. Since no specific traffic shaping can be specified it is assumed that worst case where all I-PDUs are gatewayed at the same time. It is possible to extend the configuration with parameters that allow more efficient usage of buffers.

11.2 Generic interfaces concept

The provided and used APIs of the PDU Router module are not connected to specific busses. The API names in chapter 8.3 have a generic part (<Up>, <Lo>, etc) that will be exchanged with the name of the module using or implementing the API.

The way to identify the name is using the reference to an ECUC description, see Figure 28. The short-name will be used in the referenced ECUC description.

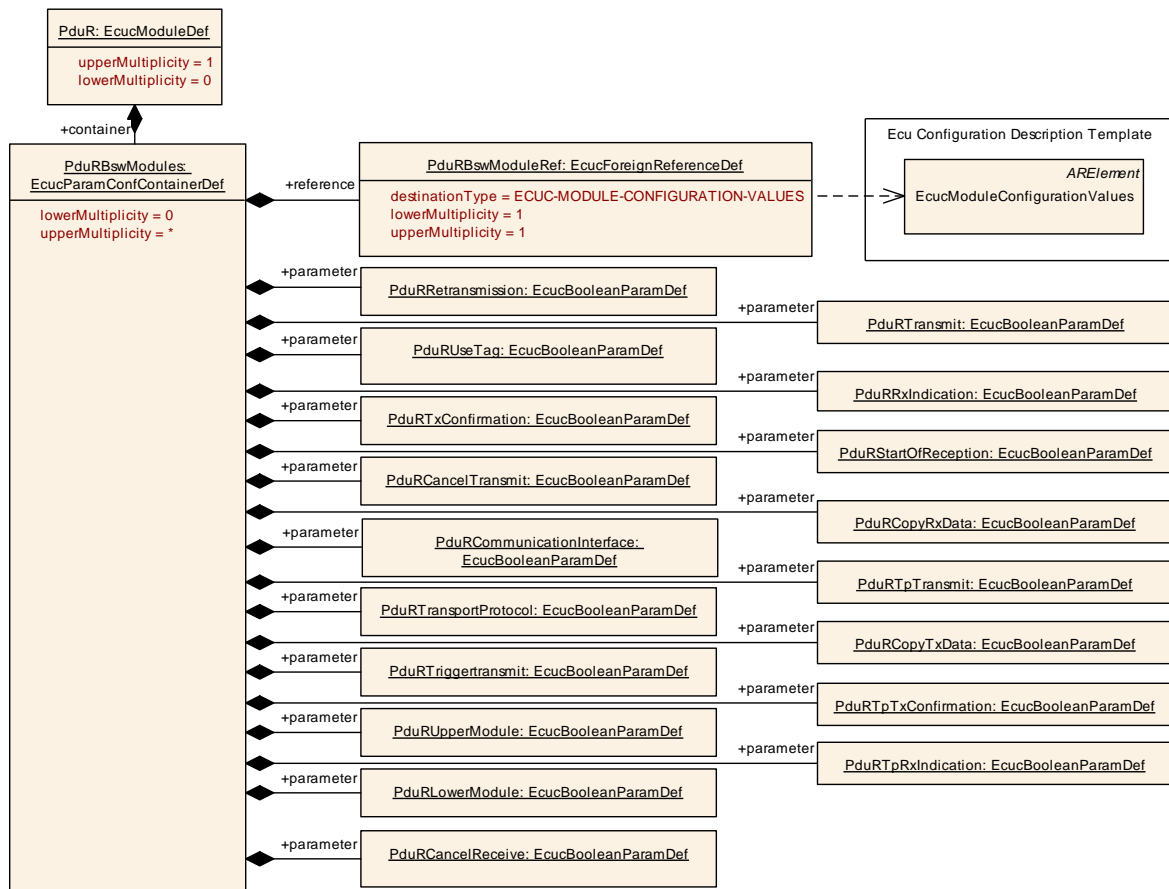


Figure 28 - Generic interface configuration

The PduRBswModules container contain parameters that describe the supported functionality (if it is communication interface, transport layer, upper layer, lower layer, etc.) of the BSW module.

[SWS_PduR_00800] [In case the lower layer module supports both TP and IF, the infixes Tp and If shall be added to the function names directly in front of the function, e.g. <Lo>_[Tp]Transmit, PduR_<Lo>_[If]TxConfirmation.] (SRS_PduR_06117, SRS_PduR_06121, SRS_BSW_00310)

The connection between the generic interface configuration of a BSW module and the I-PDUs are made using the routing paths and the I-PDU configuration in the ECUC module.

11.3 Example structure of Routing tables

This chapter shows example structures of routing tables that contain the properties of each I-PDU. It does not specify the internals of the PDU Router but shall rather serve as example for better understanding of APIs and I-PDUs.

The IpduM is not considered by these examples.

Note: This chapter is by no means the recommended implementation way. The chapter focuses more on understandability than optimizing implementation.

11.3.1 Transmission and multicast via communication interface modules

Routing table used by PduR_ComTransmit for I-PDUs transmitted by COM:

PduR_ComTransmit (PduldType id,const PdulInfoType* info)			
<i>id</i>	<i>TargetFctPtr</i>	<i>TargetPduld</i>	<i>Description</i>
0	Canlf_Transmit	0	Transmission on Canlf
1	Frlf_Transmit	0	Transmission on Frlf
2	Canlf_Transmit	1	Transmission on Canlf
3	Canlf_Transmit	0	Multicast using Canlf on two CAN busses
	Canlf_Transmit	2	
4	Linlf_Transmit	2	Multicast using Canlf and Linlf. Note that for Linlf this is a sporadic frame (will later be a TriggerTransmit call).
	Canlf_Transmit	3	

The first three entries represent normal PDU transmit operations from Com via Canlf or Frlf respectively, the remaining two entries are related to multicast PDU transmit operations from COM module to two different CAN busses and COM module to Linlf and Canlf. For the latter an internal PDU Router function (Multilf_Transmit) and an additional routing table is used.

The destination module will confirm the transmission of the I-PDU using the configured I-PDU id, and it might not be the same as in the transmit call.

11.3.2 Reception and gateway via communication interface modules

Routing table used by PduR_<Lo>RxIndication for receiving I-PDUs received from the lower layer communication interfaces:

PduR_<Lo>RxIndication (PduldType id, const PdulInfoType* info)			
<i>id</i>	<i>TargetFctPtr1</i>	<i>TargetPduld</i>	<i>Description</i>
0	Com_RxIndication	0	Routed to COM module
1	Com_RxIndication	0	Routed to COM and gatewayed to Canlf
	Canlf_Transmit	1	
2	Canlf_Transmit	1	Gatewayed to Canlf and to Linlf. In the Linlf case the Linlf will later call TriggerTransmit. The PDU Router ill not call Linlf_Transmit
	LIN	2	

11.4 Configuration generator

The PDU Router configuration generator will take the ECU configuration description XML file containing the PDU Router configuration as input. And the generator will produce .c and .h files containing the configuration.

One aim of the configuration generator is to allow the generator to produce an efficient PDU Router module implementation. Since the PDU Router module is a central module it is important that the final executable including configuration is efficient as possible:

[SWS_PduR_00764] [The PDU Router module generator shall be able to optimize away features based on if they are used or not. At least following features shall be considered:

- Transport protocol
- Communication interfaces
- Gateway
- FIFO queue handling

One part of the job made by the generator is to lookup all routing paths and produces the correct look-up tables and the correct APIs to be used. Here are some examples how the generator may handle the routing paths.] (SRS_PduR_06020)

11.4.1 CanIf and COM routing path example

This is an example that shows how an I-PDU received by the CanIf module and forwarded by the COM module is handled.

In Figure 29 the configuration of CanIf, COM and PDU Router is shown. The PDU Router has a routing path with a source I-PDU (SrcPduRef) and destination I-PDU (DestPduRef). When following the I-PDU SrcPduRef it is found that the CanIf PduIdRef is pointing at the same I-PDU in the ECUC. The DestPduRef is followed and it is found that COM PduIdRef is pointing at the same I-PDU in the ECUC.

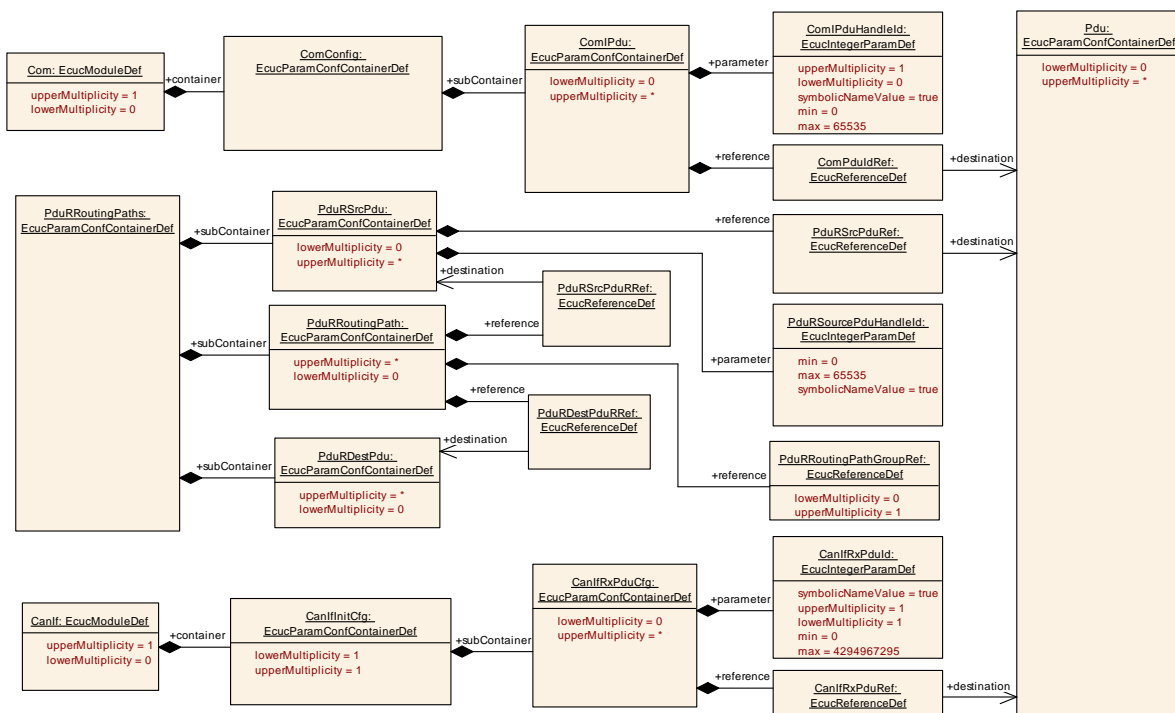


Figure 29: PDU Router, CanIf and COM configuration example

The CanIfCanRxPduId reveals the I-PDU ID for the source I-PDU and the ComIPduHandleId reveals the I-PDU ID for the destination I-PDU.

The shortname of the CanIf module and the COM module (and that the I-PDU is transported on a communication interface module) will generate the routing table and APIs to be used:

PduR_<user>IfRxIndication (PduIdType id, const PduInfoType* info)			
id	Source	TargetPduId	Destination
12	CanIf_RxIndication	13	Com_RxIndication

```
PduR_COM.h
void PduR_ComRxIndication(PduIdType id, PduInfoType* info);
```


PduR_CanIf.h

```
void PduR_CanIfRxIndication(PduIdType id, const PduInfoType* info);
```

If the zero-cost-operation is enabled and the CanId module is only forwarding (through PDU Router module) to the COM module, the generator may generate the optimization (if source code is used):

```
#define PduR_CanIfRxIndication PduR_ComRxIndication
```

11.5 Post-build considerations

This section describes some important behavior when using the post-build variant of the PDU Router. It contains no requirements, just important issues that need to be considered.

NVRAM and RAM memory size can potentially grow if a new post-build configuration is downloaded into the ECU. Estimation at design time must be done to allow such grow so other areas are not overwritten (in case of RAM) or memory borders are not crossed.

It is not possible to configure restrictions/locations/etc of memory in the PDUR module configuration since this is implementation specific and relatively difficult to implement (pre-compile and link-time does not really need this). It is recommended for implementations of PDUR module generators to extend the configuration with specific memory constraints if needed.

12 Not applicable requirements

[SWS_PduR_00777] [These requirements are not applicable to this specification.]
(SRS_BSW_00170, SRS_BSW_00375, SRS_BSW_00416, SRS_BSW_00437, SRS_BSW_00168,
SRS_BSW_00425, SRS_BSW_00432, SRS_BSW_00336, SRS_BSW_00417, SRS_BSW_00386,
SRS_BSW_00161, SRS_BSW_00162, SRS_BSW_00005, SRS_BSW_00164, SRS_BSW_00343,
SRS_BSW_00160, SRS_BSW_00413, SRS_BSW_00335, SRS_BSW_00447, SRS_BSW_00353,
SRS_BSW_00361, SRS_BSW_00439, SRS_BSW_00449, SRS_BSW_00357, SRS_BSW_00172,
SRS_BSW_00341, SRS_BSW_00334, SRS_PduR_06055, SRS_PduR_06056, SRS_PduR_06061,
SRS_PduR_06098, SRS_PduR_06099, SRS_PduR_06077, SRS_PduR_06064, SRS_PduR_06089)