

Document Title	Specification of Manifest
Document Owner	AUTOSAR
Document Responsibility	AUTOSAR
Document Identification No	713

Document Status	Final
Part of AUTOSAR Standard	Adaptive Platform
Part of Standard Release	19-03

Document Change History			
Date	Release	Changed by	Description
2019-03-29	19-03	AUTOSAR Release Management	<ul style="list-style-type: none"> • Introduction of Diagnostic Port Interfaces • Overhaul of Software Cluster and introduction of Software Package • Support for Identity and Access Management • Network Management Configuration
2018-10-31	18-10	AUTOSAR Release Management	<ul style="list-style-type: none"> • Finish introduction of CppImplementationDataType • Support for optional elements in structures • Rework configuration of adaptive platform modules
2018-03-29	18-03	AUTOSAR Release Management	<ul style="list-style-type: none"> • Time Synchronization • DDS Deployment
2017-10-27	17-10	AUTOSAR Release Management	<ul style="list-style-type: none"> • Optional elements in Service Interfaces • Interaction with web services • Secure Communication • Support for interaction with crypto and persistency • Signal-to-Service translation • Support for E2E communication • Platform Health Management • Uploadable Software Package

2017-03-31	17-03	AUTOSAR Release Management	<ul style="list-style-type: none">• Initial release
------------	-------	----------------------------------	---



Disclaimer

This work (specification and/or software implementation) and the material contained in it, as released by AUTOSAR, is for the purpose of information only. AUTOSAR and the companies that have contributed to it shall not be liable for any use of the work.

The material contained in this work is protected by copyright and other types of intellectual property rights. The commercial exploitation of the material contained in this work requires a license to such intellectual property rights.

This work may be utilized or reproduced without any modification, in any form or by any means, for informational purposes only. For any other purpose, no part of the work may be utilized or reproduced, in any form or by any means, without permission in writing from the publisher.

The work has been developed for automotive applications only. It has neither been developed, nor tested for non-automotive applications.

The word AUTOSAR and the AUTOSAR logo are registered trademarks.

Table of Contents

1	Introduction	14
1.1	Modeling Approach	15
1.2	The Term Service	16
1.3	Abbreviations	16
1.4	Document Conventions	19
1.5	Requirements Tracing	20
1.6	Known Limitations	26
2	Big Picture of Manifest Definition	27
2.1	Design vs. Deployment	27
2.1.1	Overview	27
2.1.2	Relation between Design and Deployment Models	27
2.1.3	Structure of the document	28
2.2	About Manifest	28
2.3	Serialization Format	28
2.4	Scope	29
2.5	Manifests described in this Document	30
3	Application Design	32
3.1	Overview	32
3.2	Software Component	32
3.3	Data Type	34
3.3.1	Overview	34
3.3.2	ApplicationDataType	34
3.3.2.1	String Data Type	35
3.3.2.2	Associative Map Data Type	37
3.3.2.3	Attributes of SwDataDefProps	44
3.3.3	CplusplusImplementationDataType	46
3.3.3.1	Overview	46
3.3.3.2	Attributes of SwDataDefProps	58
3.3.3.3	Primitive Data Types	60
3.3.3.4	String Data Type	60
3.3.3.5	Array Data Type	61
3.3.3.6	Vector Data Type	64
3.3.3.7	Struct Data Type	68
3.3.3.8	Enumeration Data Type	69
3.3.3.9	Map Data Type	71
3.3.3.10	Variant Data Type	72
3.3.3.11	Bitfield Data Type	73
3.3.4	Compatibility of ApplicationDataType and CplusplusImplementationDataType	74
3.4	Service Interface	76
3.4.1	Overview	76
3.4.2	Event	78

3.4.3	Field	79
3.4.4	Method	81
3.4.4.1	Fire and Forget Method	82
3.4.5	Compatibility of Service Interfaces	82
3.4.5.1	Modeling of <code>ServiceInterface</code> versions	84
3.4.6	Namespace	85
3.4.7	Error Handling	88
3.4.8	Service Interface Data Type Mapping	92
3.5	Service Interface Mapping	94
3.6	Service Interface Element Mapping	99
3.6.1	Overview	99
3.6.2	Service Interface Event Mapping	102
3.6.3	Service Interface Field Mapping	104
3.6.4	Service Interface Method Mapping	106
3.7	Service Needs	108
3.7.1	Overview	108
3.7.2	Service Needs for Diagnostics	108
3.8	Persistency Interface	111
3.8.1	Overview	111
3.8.2	Persistency Key Value Database Interface	114
3.8.3	Persistency File Proxy Interface	117
3.9	Time Synchronization Interface	120
3.10	Platform Health Management Interface	124
3.10.1	Overview	124
3.10.2	Supervised Entities and Checkpoints	124
3.10.3	Health Channels	126
3.11	Diagnostic Interface	128
3.11.1	Overview	128
3.11.2	Diagnostic Routine Interface	130
3.11.3	Interface to Data Identifier and Element of Data Identifier	133
3.11.4	Interface to diagnostic Events	136
3.11.5	Interface to diagnostic Condition	138
3.11.6	Indicator Interface	139
3.11.7	Security Level Interface	140
3.11.8	Service Validation Interface	141
3.11.9	Operation Cycle Interface	142
3.11.10	Generic UDS Interface	143
3.11.11	DoIP Interfaces	144
3.11.12	Diagnostic Interfaces for Upload and Download	146
3.12	Interaction Endpoint for Application	147
3.12.1	Service-oriented Communication	148
3.12.2	Interaction with Persistent Key-Value Storage	148
3.12.3	Interaction with Persistent File-Based Storage	149
3.12.4	Port Prototype Props	149
3.12.5	Port Prototype ComSpec	152
3.12.5.1	Port Prototypes typed by Service Interfaces	152

3.12.5.2	Port Prototypes typed by Persistency Data Interfaces	160
3.13	Executable	162
3.14	Optional Members in complex Data Structures	167
3.14.1	Background	167
3.14.2	Definition of Optionality	168
3.15	Serialization Properties	171
3.15.1	Default Values for Serialization Properties	171
3.15.2	Individual Definition of Serialization Properties	177
3.15.3	Assignment of TLV properties	183
3.15.3.1	Assignment of TLV Data IDs	183
3.15.3.2	Assignment of Wire Type Selection	188
3.16	Process Design	189
3.16.1	Deterministic Client Resource	191
3.17	Grant Design	194
3.17.1	Com Grant Design	196
4	Diagnostic Design	202
4.1	Diagnostic Mapping	202
4.1.1	Overview	202
4.1.2	Diagnostic Event to Port Mapping	207
4.1.3	Diagnostic Operation Cycle to Port Mapping	211
4.1.4	Diagnostic Enable Condition to Port Mapping	214
4.1.5	Diagnostic Storage Condition to Port Mapping	217
4.1.6	Diagnostic Clear Condition to Port Mapping	220
4.1.7	Diagnostic Indicator to Port Mapping	222
4.1.8	Diagnostic Memory Destination to Port Mapping	224
4.1.9	Diagnostic Security to Port Mapping	227
4.1.10	Diagnostic Data Identifier to Port Mapping	230
4.1.11	Diagnostic Generic UDS Service Handler to Port Mapping	233
4.1.12	Diagnostic Upload/Download Port Mapping	235
4.1.13	Diagnostic Data Mapping	237
4.2	Diagnostic Clear Condition	240
4.3	Security Access	242
4.4	Custom Service Instance	243
4.5	DiagnosticProvidedDataMapping	245
5	System Design	246
5.1	Overview	246
5.2	Specification of Communication System Structure	248
5.2.1	Network connection	250
5.2.2	Securing Communication with IPsec	256
5.2.3	Service Discovery Configuration	262
5.2.3.1	SOME/IP Service Discovery Configuration	262
5.2.4	Partial Network	264
5.3	Specification of Application Software System Structure	266
5.4	Modeling of service oriented communication between Classic and Adaptive platform	268

5.4.1	MethodMapping	270
5.4.2	EventMapping	272
5.4.3	FieldMapping	273
5.4.4	FireAndForgetMapping	275
6	Machine Manifest	278
6.1	Hardware Resources	281
6.2	Function Groups	284
6.3	State Timeouts	287
6.4	Process To Machine Mapping	289
6.4.1	General Modeling Approach	289
6.4.2	Core Affinity	291
6.4.3	Start-up and Termination Timeout	292
7	Execution Manifest	294
7.1	Overview	294
7.2	Startup Configuration	297
7.2.1	State-dependent Startup Configuration	298
7.2.2	Scheduling	301
7.2.3	Startup Options	302
7.2.4	Resources	304
7.2.5	Execution Dependency	305
7.2.6	Assignment of Processes to Function Group states	308
7.3	Deterministic Client	308
8	Platform Module Development	311
8.1	OS Module configuration	312
8.2	Persistency Deployment	314
8.2.1	Overview	314
8.2.2	Deployment of Persistent Data	317
8.2.3	Deployment of Files	322
8.3	Platform Health Management Deployment	327
8.3.1	Overview	327
8.3.2	Supervision deployment	331
8.3.2.1	AliveSupervision definition	334
8.3.2.2	CheckpointTransition definition	335
8.3.2.3	LogicalSupervision definition	336
8.3.2.4	DeadlineSupervision definition	337
8.3.3	Global supervision entity deployment	338
8.3.4	Health channel deployment	339
8.3.4.1	Supervision health channel deployment	341
8.3.4.2	External health channel deployment	342
8.3.5	Arbitration and rule deployment	343
8.3.6	Action deployment	348
8.3.6.1	Process action deployment	349
8.3.6.2	Platform action deployment	350
8.3.6.3	Watchdog action deployment	351

8.3.6.4	Mode request action deployment	352
8.4	Time Synchronization Deployment	353
8.4.1	Overview	353
8.4.2	Time Synchronization functional cluster configuration	354
8.4.3	Time Base	355
8.4.3.1	Pure local time base	356
8.4.3.2	Synchronized time base	356
8.4.3.3	Ethernet synchronized time	360
8.4.4	Time Base to Port Prototype mapping	361
8.5	DoIP configuration	363
8.6	Log and Trace module configuration	369
8.7	Network Management configuration	371
8.8	Update and Configuration Management	378
8.9	IAM configuration	379
9	Service Instance Manifest	387
9.1	Service Interface Deployment	387
9.1.1	SOME/IP Service Interface Deployment	390
9.1.2	DDS Service Interface Deployment	399
9.1.3	User Defined Service Interface	403
9.2	Service Instance Deployment	407
9.2.1	SOME/IP Service Instance Deployment	413
9.2.1.1	Provided Service Instance	414
9.2.1.2	Required Service Instance	431
9.2.2	DDS Service Instance Deployment	440
9.2.2.1	Provided DDS Service Instance	441
9.2.2.2	Required DDS Service Instance	445
9.2.2.3	DDS Service Instance to Machine mapping	448
9.2.3	User Defined Service Instance Deployment	449
9.3	EndToEndProtection	450
9.4	Secure Communication	455
9.4.1	Secure Communication over TLS	459
9.4.2	Secure Communication over SecOC	467
9.5	Log and Trace	469
10	Signal-based communication	472
10.1	Overview	472
10.2	Signal-based Deployment	473
10.3	Signal-To-Service Mapping	475
10.3.1	SignalBasedEvent Mapping	477
10.3.2	SignalBasedField Mapping	480
10.3.3	SignalBasedMethod Mapping	484
11	REST	487
11.1	REST Design	487
11.1.1	Overview	487
11.1.2	REST Service Interface	490

11.1.3	REST Resource	490
11.1.4	REST Element	495
11.2	REST Service Deployment	501
12	Uploadable Software Package	507
12.1	Overview	507
12.2	Software Cluster Design	508
12.3	Software Cluster	514
12.3.1	Software Cluster General Modeling	514
12.3.2	Relevance of Software Cluster for Diagnostics	520
12.3.3	Sub Software Cluster	525
12.3.4	Software Cluster Dependency	526
12.4	Software Package	530
A	Examples	534
A.1	Service Instance Deployment by Service Interface Mapping	534
A.2	Service Instance Deployment by Service Interface Element Mapping	536
A.3	Definition of Startup Configuration	540
A.4	Service Instance Mapping	542
A.5	Radar and Camera ServiceInterface example	545
A.6	Definition of Persistent Data	551
A.7	Definition of Persistent File	553
A.8	Definition of Phm interaction	555
A.8.1	Phm Application Design example	555
A.8.2	Phm configuration example	556
A.9	Scenarios to define a Vector	559
B	General Modeling	561
B.1	Reference to a DataPrototype in a PortInterface	561
B.1.1	Reference to the inside of an ApplicationDataType	561
B.1.2	Reference to the inside of a CppImplementationDataType	565
B.2	Reference to a AutosarDataPrototype in an Executable	567
B.3	Reference to a PortPrototype in an Executable	573
B.4	Modeling of a Method in an Executable	580
B.5	Modeling of Mode-related InstanceRefs	581
B.6	Modeling of Diagnostic-related InstanceRefs	584
B.7	Modeling of REST-related InstanceRefs	590
B.8	Modeling of PHM-related InstanceRefs	591
B.9	Modeling of Time-related InstanceRefs	596
B.10	Modeling of Persistency-related InstanceRefs	597
B.11	Modeling of diagnostic-related InstanceRefs	598
C	Mentioned Class Tables	605
D	History of Constraints and Specification Items	657
D.1	Constraint History of this Document according to the original version of the Document	657

D.1.1	Created Constraints	657
D.1.2	Created Specification Items	660
D.2	Constraint and Specification Item History of this document according to AUTOSAR Release 17-10	664
D.2.1	Added Traceables in 17-10	664
D.2.2	Changed Traceables in 17-10	669
D.2.3	Deleted Traceables in 17-10	669
D.2.4	Added Constraints in 17-10	670
D.2.5	Changed Constraints in 17-10	671
D.2.6	Deleted Constraints in 17-10	672
D.3	Constraint and Specification Item History of this document according to AUTOSAR Release 18-03	672
D.3.1	Added Traceables in 18-03	672
D.3.2	Changed Traceables in 18-03	676
D.3.3	Deleted Traceables in 18-03	677
D.3.4	Added Constraints in 18-03	678
D.3.5	Changed Constraints in 18-03	680
D.3.6	Deleted Constraints in 18-03	681
D.4	Constraint and Specification Item History of this document according to AUTOSAR Release 18-10	681
D.4.1	Added Traceables in 18-10	681
D.4.2	Changed Traceables in 18-10	684
D.4.3	Deleted Traceables in 18-10	686
D.4.4	Added Constraints in 18-10	687
D.4.5	Changed Constraints in 18-10	690
D.4.6	Deleted Constraints in 18-10	691
D.5	Constraint and Specification Item History of this document according to AUTOSAR Release 19-03	692
D.5.1	Added Traceables in 19-03	692
D.5.2	Changed Traceables in 19-03	694
D.5.3	Deleted Traceables in 19-03	695
D.5.4	Added Constraints in 19-03	695
D.5.5	Changed Constraints in 19-03	697
D.5.6	Deleted Constraints in 19-03	697
E	Splitable Elements in the Scope of this Document	699
F	Variation Points in the Scope of this Document	701
G	Used classes in Manifest files	702
G.1	Used classes in Machine Manifest	702
G.2	Used classes in Execution Manifest	703
G.3	Used classes in Service Instance Manifest	703

References

- [1] Software Component Template
AUTOSAR_TPS_SoftwareComponentTemplate
- [2] Layered Software Architecture
AUTOSAR_EXP_LayeredSoftwareArchitecture
- [3] Reference Model for Service Oriented Architecture 1.0
<https://www.oasis-open.org/committees/download.php/19679/soa-rm-cs.pdf>
- [4] Standardization Template
AUTOSAR_TPS_StandardizationTemplate
- [5] Specification of RESTful communication
AUTOSAR_SWS_REST
- [6] Generic Structure Template
AUTOSAR_TPS_GenericStructureTemplate
- [7] Specification of Platform Types
AUTOSAR_SWS_PlatformTypes
- [8] SOME/IP Protocol Specification
AUTOSAR_PRS_SOMEIPProtocol
- [9] Specification of Persistency
AUTOSAR_SWS_Persistency
- [10] IEEE Standard for Information Technology- Standardized Application Environment Profile (AEP)-POSIX Realtime and Embedded Application Support
<https://standards.ieee.org/findstds/standard/1003.13-2003.html>
- [11] Specification of Time Synchronization for Adaptive Platform
AUTOSAR_SWS_TimeSync
- [12] Specification of Communication Management
AUTOSAR_SWS_CommunicationManagement
- [13] Explanation of ara::com API
AUTOSAR_EXP_ARAComAPI
- [14] Specification of Platform Health Management for Adaptive Platform
AUTOSAR_SWS_PlatformHealthManagement
- [15] Information technology – Universal Coded Character Set (UCS)
<http://www.iso.org>
- [16] System Template
AUTOSAR_TPS_SystemTemplate
- [17] Specification of Execution Management
AUTOSAR_SWS_ExecutionManagement

- [18] Diagnostic Extract Template
AUTOSAR_TPS_DiagnosticExtractTemplate
- [19] Specification of Diagnostics
AUTOSAR_SWS_Diagnostics
- [20] Specification of ECU Resource Template
AUTOSAR_TPS_ECUResourceTemplate
- [21] Road vehicles – Diagnostic communication over Internet Protocol (DoIP)
<http://www.iso.org>
- [22] SOME/IP Service Discovery Protocol Specification
AUTOSAR_PRS_SOMEIPServiceDiscoveryProtocol
- [23] Data Distribution Service (DDS), Version 1.4
<http://www.omg.org/spec/DDS/1.4>
- [24] RPC over DDS, Version 1.0
<https://www.omg.org/spec/DDS-RPC/1.0>
- [25] Specification of SW-C End-to-End Communication Protection Library
AUTOSAR_SWS_E2ELibrary
- [26] Log and Trace Protocol Specification
AUTOSAR_PRS_LogAndTraceProtocol
- [27] REST: Architectural Styles and the Design of Network-based Software Architectures

1 Introduction

This document contains the specification of the so-called the *Manifest* on the *AUTOSAR adaptive platform*. A description of the overall modeling approach can be found in section 1.1. A reference to the definition of the term *service* is given in section 1.2.

The term *Manifest* is used in this specification in the meaning of a formal specification of configuration content. Please find a more detailed description of the term and the implications for the *AUTOSAR adaptive platform* in section 2.

Please note that the content of the document (despite the name) extends to the description of design elements necessary to develop software for the *AUTOSAR adaptive platform*.

The design-related modeling mainly is focused on the development of application software on the *AUTOSAR adaptive platform* as well as the connection between application and diagnostics and is described in detail¹ in section 3 and section 4.

Section 5, in particular, describes the big picture of *AUTOSAR classic platform* and *AUTOSAR adaptive platform* communicating via service-oriented communication.

Section 6 describes the options for configuring a machine by means of a *manifest*.

Section 7 represents that counterpart to section 3 on deployment level, it describes the content of the so-called *execution manifest*.

Section 8 contains a string of sub-sections that explain the manifest content of platform module functionality.

Section 9 provides a detailed description of how service-oriented communication shall be configured on *manifest* level.

Section 10 explains how signal-based communication can be transformed into service-oriented communication and vice versa in order to participate in the communication between ECUs on the *AUTOSAR classic platform*.

Section 11 describes the modeling of communication with web services following the REST pattern

Section 12 describes the idea behind and the configuration of the concept of an up-loadable software package.

¹The description of the design elements may be moved to other model-related documents in the future. But for the time being, there is a coexistence of manifest-related and design-related model elements in this document.

1.1 Modeling Approach

The *AUTOSAR adaptive platform* has been introduced when the *AUTOSAR classic platform* was already a stable and well-established standard in the automotive domain.

And yet, the *AUTOSAR adaptive platform* is no successor of the *AUTOSAR classic platform*. Both platforms complement each other for specific use cases that can be better implemented by one or the other platform.

In this situation, two possible approaches for modeling on the *AUTOSAR adaptive platform* could have been taken:

- The *AUTOSAR adaptive platform* is based on different principles than the *AUTOSAR classic platform*, and hence the modeling approach could also **decouple from the canon of the AUTOSAR classic platform as much as possible** to advertise the fact that the two platforms have different purposes.

Consequentially, even if specific model elements have clear counterparts in the respective other platform, use a different terminology to not confuse the users of both platforms.

- Despite the undeniable differences between the two platforms, there is still a significant number of striking similarities that strongly encourage the **usage of existing modeling concepts** from the *AUTOSAR classic platform*, especially from the specification of the AUTOSAR Software-Component Template [1], as much as possible.

Consequentially, the conclusion is to use the identical meta-classes for similar purposes on both platforms. It will then be necessary to extend some of the affected meta-classes platform specific where applicable and add constraints that clarify the platform-specific usage of the mentioned extensions.

Without further ado, the modeling approach for the *AUTOSAR adaptive platform* follows the second alternative.

This means, for example, that a piece of application software on the *AUTOSAR adaptive platform* shall be represented by an `SwComponentType`. This includes the definition of `CompositionSwComponentTypes` that in turn aggregate `SwComponentPrototypes` typed by e.g. (in case of the *AUTOSAR adaptive platform*) `AdaptiveApplicationSwComponentTypes`.

This also means that an `AtomicSwComponentType` used on the *AUTOSAR adaptive platform* shall **not** aggregate `AtomicSwComponentType.internalBehavior` because the latter is reserved for usage on the *AUTOSAR classic platform*.

The reuse of existing model-elements for the definition of the meta-model for the *AUTOSAR adaptive platform* has the side effect that the descriptions of existing model elements may contain references to technical details that only make sense on the *AUTOSAR classic platform*.

After all, the model elements were created when only the *AUTOSAR classic platform* existed.

These references shall be taken with a grain of salt. It is expected that readers can abstract from those details and extract the aspects of these model elements that create relevance for the description of the *AUTOSAR adaptive platform*.

1.2 The Term Service

It is essential to keep in mind that the term *service* is frequently used within this document in particular and the *AUTOSAR adaptive platform* in general.

This usage has its reasons despite the fact that the meaning of the term *service* on the *AUTOSAR adaptive platform* collides with other meanings used within AUTOSAR.

In summary, the following meaning of the term *service* exist in the scope of AUTOSAR:

- The Term *service* is used in the layered software architecture [2] to denote the highest layer of the AUTOSAR software architecture that interacts with the application. In this context, model elements like `ServiceSwComponentType`, `SwcServiceDependency`, `ServiceNeeds`, or `PortInterface.isService` have been created on the *AUTOSAR classic platform*.
- The term *service* is used to express that information is related or required in a workshop where a car is **serviced**. In this context, *service-only diagnostic trouble codes* (DTC) are defined.
- The term *service* is used to describe the handling of **diagnostic services**, e.g. UDS service *ReadDataByIdentifier*, for the communication between a diagnostic tester and a diagnostic stack on an (AUTOSAR) ECU.
- the term *service* is used in the meaning defined by the **service-oriented architecture** (SOA) [3]. This meaning has the strongest relation to the usage of the term *service* on the *AUTOSAR adaptive platform*.

1.3 Abbreviations

The following table contains a list of abbreviations used in the scope of this document along with the spelled-out meaning of each of the abbreviations.

<i>Abbreviation</i>	<i>Meaning</i>
AES	Advanced Encryption Standard
API	Application Programming Interface
ATP	AUTOSAR Template Profile
ARXML	AUTOSAR XML
CAN	Controller Area Network
CRC	Cyclic Redundancy Check
CTM	Counter Mode
DDS	Data Distribution Service
DES	Data Encryption Standard
DHCP	Dynamic Host Control Protocol
DoIP	Diagnostics over IP
DM	Diagnostic Manager
DTC	Diagnostic Trouble Code
ECB	Electronic Code Book
ECC	Elliptic Curve Cryptography
ECDSA	Elliptic Curve Digital Signature Algorithm
ECU	Electrical Control Unit
ECIES	Elliptic Curve Integrated Encryption Scheme
EDDSA	Edwards-Curve Digital Signature Algorithm
FQDN	Fully-Qualified Domain Name
GCM	Galios/Counter Mode
HMAC	Hash-based Message Authentication Code
HTTP	Hypertext Transport Protocol
ID	Identifier
IO	Input/Output
IP	Internet Protocol
ISO	International Standardization Organization
JSON	JavaScript Object Notation
LAN	Local Area Network
MAC	Media Access Control
MAC	Message Authentication Code
MD	Message Digest
MTU	Maximum Transmission Unit
NM	Network Management
NV	Non-Volatile
OEM	Original Equipment Manufacturer



△

<i>Abbreviation</i>	<i>Meaning</i>
OS	Operating System
PDU	Protocol Data Unit
PHM	Platform Health Management
PKCS	Public Key Cryptography Standards
POSIX	Portable Operating System Interface
PSK	Pre-Shared Key
RAM	Random Access Memory
REST	Representational State Transfer
ROM	Read-Only Memory
RSA	Cryptographic approach according to Rivest, Shamir, and Adleman
SD	Service Discovery
SDG	Special Data Group
SHA	Secure Hash Algorithm
SOME/IP	Scalable service-Oriented MiddlewarE over IP
SWC	Software Component
TCP	Transport Control Protocol
TLS	Transport Layer Security
TLV	Tag Length Value
TTL	Time to Live
UDS	Unified Diagnostic Services
UDP	User datagram Protocol
UML	Unified Modeling Language
URI	Uniform Resource Identifier
URL	Uniform Resource Locator
UUID	Universally Unique Identifier
VFB	Virtual Functional Bus
VLAN	Virtual Local Area Network
VSA	Variable Size Array
XML	Extensible Markup Language
XSD	XML Schema Definition

Table 1.1: Abbreviations used in the scope of this Document

1.4 Document Conventions

Technical terms are typeset in mono spaced font, e.g. `PortPrototype`. As a general rule, plural forms of technical terms are created by adding "s" to the singular form, e.g. `PortPrototypes`. By this means the document resembles terminology used in the AUTOSAR XML Schema.

This document contains constraints in textual form that are distinguished from the rest of the text by a unique numerical constraint ID, a headline, and the actual constraint text starting after the `[` character and terminated by the `]` character.

The purpose of these constraints is to literally constrain the interpretation of the AUTOSAR meta-model such that it is possible to detect violations of the standardized behavior implemented in an instance of the meta-model (i.e. on M1 level).

Makers of AUTOSAR tools are encouraged to add the numerical ID of a constraint that corresponds to an M1 modeling issue as part of the diagnostic message issued by the tool.

The attributes of the classes introduced in this document are listed in form of class tables. They have the form shown in the example of the top-level element AUTOSAR:

Class	AUTOSAR			
Package	M2::AUTOSARTemplates::AutosarTopLevelStructure			
Note	Root element of an AUTOSAR description, also the root element in corresponding XML documents. Tags: xml.globalElement=true			
Base	<i>ARObject</i>			
Attribute	Type	Mul.	Kind	Note
adminData	AdminData	0..1	aggr	This represents the administrative data of an Autosar file. Tags: xml.sequenceOffset=10
arPackage	ARPackage	*	aggr	This is the top level package in an AUTOSAR model. Stereotypes: atpSplittable; atpVariation Tags: atp.Splitkey=shortName, variationPoint.shortLabel vh.latestBindingTime=blueprintDerivationTime xml.sequenceOffset=30
fileInfo Comment	FileInfoComment	0..1	aggr	This represents a possibility to provide a structured comment in an AUTOSAR file. Stereotypes: atpStructuredComment Tags: xml.roleElement=true xml.sequenceOffset=-10 xml.typeElement=false
introduction	DocumentationBlock	0..1	aggr	This represents an introduction on the Autosar file. It is intended for example to rpresent disclaimers and legal notes. Tags: xml.sequenceOffset=20

Table 1.2: AUTOSAR

The first rows in the table have the following meaning:

Class: The name of the class as defined in the UML model.

Package: The UML package the class is defined in. This is only listed to help locating the class in the overall meta model.

Note: The comment the modeler gave for the class (class note). Stereotypes and UML tags of the class are also denoted here.

Base Classes: If applicable, the list of direct base classes.

The headers in the table have the following meaning:

Attribute: The name of an attribute of the class. Note that AUTOSAR does not distinguish between class attributes and owned association ends.

Type: The type of an attribute of the class.

Mul.: The assigned multiplicity of the attribute, i.e. how many instances of the given data type are associated with the attribute.

Kind: Specifies, whether the attribute is aggregated in the class (*aggr* aggregation), an UML attribute in the class (*attr* primitive attribute), or just referenced by it (*ref* reference). Instance references are also indicated (*iref* instance reference) in this field.

Note: The comment the modeler gave for the class attribute (role note). Stereotypes and UML tags of the class are also denoted here.

Please note that the chapters that start with a letter instead of a numerical value represent the appendix of the document. The purpose of the appendix is to support the explanation of certain aspects of the document and does not represent binding conventions of the standard.

The verbal forms for the expression of obligation specified in [TPS_STDT_00053] shall be used to indicate requirements, see Standardization Template, chapter Support for Traceability ([4]).

The representation of requirements in AUTOSAR documents follows the table specified in [TPS_STDT_00078], see Standardization Template, chapter Support for Traceability ([4]).

1.5 Requirements Tracing

Requirements against this document are exclusively stated in the corresponding requirements document.

The following table 1.3 references the requirements specified in the corresponding requirements document and provides information about individual specification items that fulfill a given requirement.

Requirement	Description	Satisfied by
-------------	-------------	--------------

[RS_MANI_00002]	Declaration of provided and required services in an application	[TPS_MANI_01039] [TPS_MANI_01040] [TPS_MANI_01052] [TPS_MANI_01053] [TPS_MANI_01057] [TPS_MANI_03210] [TPS_MANI_03211] [TPS_MANI_03212]
[RS_MANI_00003]	Specification of service interfaces	[TPS_MANI_01001] [TPS_MANI_01004] [TPS_MANI_01005] [TPS_MANI_01006] [TPS_MANI_01007] [TPS_MANI_01033] [TPS_MANI_01034] [TPS_MANI_01035] [TPS_MANI_01064] [TPS_MANI_03118] [TPS_MANI_03119] [TPS_MANI_03223]
[RS_MANI_00004]	Support of application design	[TPS_MANI_01010]
[RS_MANI_00005]	Configuration of diagnostic capabilities of an application	[TPS_MANI_01037] [TPS_MANI_01048] [TPS_MANI_01049] [TPS_MANI_01050] [TPS_MANI_01051] [TPS_MANI_01060] [TPS_MANI_01259] [TPS_MANI_01260] [TPS_MANI_01261] [TPS_MANI_01262] [TPS_MANI_01263] [TPS_MANI_01264] [TPS_MANI_01266]
[RS_MANI_00006]	Support of application deployment	[TPS_MANI_01011]
[RS_MANI_00007]	Configuration of application startup behavior	[TPS_MANI_01012] [TPS_MANI_01013] [TPS_MANI_01014] [TPS_MANI_01015] [TPS_MANI_01017] [TPS_MANI_01041] [TPS_MANI_01046] [TPS_MANI_01059] [TPS_MANI_01061] [TPS_MANI_01188] [TPS_MANI_01209]
[RS_MANI_00008]	Service interface deployment to a transport layer mechanism	[TPS_MANI_01136] [TPS_MANI_01137] [TPS_MANI_01210] [TPS_MANI_03036] [TPS_MANI_03037] [TPS_MANI_03038] [TPS_MANI_03039] [TPS_MANI_03070] [TPS_MANI_03071] [TPS_MANI_03072] [TPS_MANI_03073] [TPS_MANI_03074] [TPS_MANI_03075] [TPS_MANI_03101] [TPS_MANI_03103] [TPS_MANI_03104] [TPS_MANI_03105] [TPS_MANI_03106] [TPS_MANI_03107] [TPS_MANI_03108] [TPS_MANI_03116] [TPS_MANI_03117] [TPS_MANI_03217]
[RS_MANI_00009]	Service instance configuration on the network-level	[TPS_MANI_03001] [TPS_MANI_03002] [TPS_MANI_03003] [TPS_MANI_03004] [TPS_MANI_03007] [TPS_MANI_03008] [TPS_MANI_03009] [TPS_MANI_03010] [TPS_MANI_03022] [TPS_MANI_03023] [TPS_MANI_03024] [TPS_MANI_03049] [TPS_MANI_03061] [TPS_MANI_03554] [TPS_MANI_03555]
[RS_MANI_00011]	Instantiation of provided and required services in an application	[TPS_MANI_03000]
[RS_MANI_00014]	User defined transport layer mechanisms	[TPS_MANI_01165] [TPS_MANI_03032] [TPS_MANI_03045] [TPS_MANI_03046] [TPS_MANI_03047] [TPS_MANI_03048] [TPS_MANI_03102]

[RS_MANI_00015]	Definition of the nature of a manifest	[TPS_MANI_01000] [TPS_MANI_01019] [TPS_MANI_01020] [TPS_MANI_01021]
[RS_MANI_00016]	Usage of data types specifically on the AUTOSAR adaptive platform	[TPS_MANI_01016] [TPS_MANI_01027] [TPS_MANI_01047] [TPS_MANI_01100]
[RS_MANI_00017]	Specification of the mapping of Service Interfaces	[TPS_MANI_01002] [TPS_MANI_01003] [TPS_MANI_01022] [TPS_MANI_01024] [TPS_MANI_01025] [TPS_MANI_01026] [TPS_MANI_01032]
[RS_MANI_00018]	Network connections of the machine	[TPS_MANI_03052] [TPS_MANI_03053]
[RS_MANI_00019]	Service discovery message exchange configuration	[TPS_MANI_03064]
[RS_MANI_00020]	Hardware resources of the machine	[TPS_MANI_03035] [TPS_MANI_03065]
[RS_MANI_00021]	Description of machine states	[TPS_MANI_03035]
[RS_MANI_00022]	Adaptive Platform configuration	[TPS_MANI_01208] [TPS_MANI_03035]
[RS_MANI_00023]	Adaptive Module configuration	[TPS_MANI_01208] [TPS_MANI_01226] [TPS_MANI_01227] [TPS_MANI_03035] [TPS_MANI_03056] [TPS_MANI_03096] [TPS_MANI_03098] [TPS_MANI_03162] [TPS_MANI_03163] [TPS_MANI_03164] [TPS_MANI_03165] [TPS_MANI_03166] [TPS_MANI_03167] [TPS_MANI_03218] [TPS_MANI_03219] [TPS_MANI_03220] [TPS_MANI_03221] [TPS_MANI_03222] [TPS_MANI_03226] [TPS_MANI_03502] [TPS_MANI_03503] [TPS_MANI_03505] [TPS_MANI_03506] [TPS_MANI_03508] [TPS_MANI_03509] [TPS_MANI_03510] [TPS_MANI_03511] [TPS_MANI_03512] [TPS_MANI_03513] [TPS_MANI_03514] [TPS_MANI_03515] [TPS_MANI_03516] [TPS_MANI_03517] [TPS_MANI_03518] [TPS_MANI_03519] [TPS_MANI_03520] [TPS_MANI_03521] [TPS_MANI_03522] [TPS_MANI_03523] [TPS_MANI_03524] [TPS_MANI_03544] [TPS_MANI_03545] [TPS_MANI_03546] [TPS_MANI_03552] [TPS_MANI_03553]
[RS_MANI_00024]	SOME/IP transport layer mechanisms	[TPS_MANI_01136] [TPS_MANI_01137] [TPS_MANI_03002] [TPS_MANI_03003] [TPS_MANI_03004] [TPS_MANI_03007] [TPS_MANI_03008] [TPS_MANI_03009] [TPS_MANI_03010] [TPS_MANI_03011] [TPS_MANI_03012] [TPS_MANI_03013] [TPS_MANI_03014] [TPS_MANI_03015] [TPS_MANI_03016] [TPS_MANI_03017] [TPS_MANI_03018] [TPS_MANI_03020] [TPS_MANI_03021] [TPS_MANI_03022] [TPS_MANI_03023] [TPS_MANI_03024] [TPS_MANI_03025] [TPS_MANI_03026]

		[TPS_MANI_03027] [TPS_MANI_03028] [TPS_MANI_03029] [TPS_MANI_03030] [TPS_MANI_03031] [TPS_MANI_03040] [TPS_MANI_03041] [TPS_MANI_03042] [TPS_MANI_03043] [TPS_MANI_03044] [TPS_MANI_03049] [TPS_MANI_03050] [TPS_MANI_03051] [TPS_MANI_03057] [TPS_MANI_03059] [TPS_MANI_03061] [TPS_MANI_03067] [TPS_MANI_03068] [TPS_MANI_03069] [TPS_MANI_03070] [TPS_MANI_03071] [TPS_MANI_03072] [TPS_MANI_03073] [TPS_MANI_03074] [TPS_MANI_03075] [TPS_MANI_03116] [TPS_MANI_03154] [TPS_MANI_03155] [TPS_MANI_03156] [TPS_MANI_03157] [TPS_MANI_03158] [TPS_MANI_03159] [TPS_MANI_03168] [TPS_MANI_03217] [TPS_MANI_03554] [TPS_MANI_03555]
[RS_MANI_00025]	Definition and configuration of serialization	[TPS_MANI_01210] [TPS_MANI_03101] [TPS_MANI_03102] [TPS_MANI_03103] [TPS_MANI_03104] [TPS_MANI_03105] [TPS_MANI_03106] [TPS_MANI_03107] [TPS_MANI_03108] [TPS_MANI_03117]
[RS_MANI_00026]	Software Component System Design	[TPS_MANI_01054] [TPS_MANI_01191] [TPS_MANI_01192] [TPS_MANI_01198] [TPS_MANI_03110] [TPS_MANI_03111] [TPS_MANI_03112] [TPS_MANI_03113] [TPS_MANI_03114] [TPS_MANI_03115]
[RS_MANI_00027]	Support for access to persistent data	[TPS_MANI_01065] [TPS_MANI_01067] [TPS_MANI_01068] [TPS_MANI_01069] [TPS_MANI_01073] [TPS_MANI_01078] [TPS_MANI_01079] [TPS_MANI_01080] [TPS_MANI_01081] [TPS_MANI_01135] [TPS_MANI_01138] [TPS_MANI_01139] [TPS_MANI_01140] [TPS_MANI_01141] [TPS_MANI_01142] [TPS_MANI_01143] [TPS_MANI_01144] [TPS_MANI_01146] [TPS_MANI_01147] [TPS_MANI_01148] [TPS_MANI_01149] [TPS_MANI_01150] [TPS_MANI_01151] [TPS_MANI_01152] [TPS_MANI_01154] [TPS_MANI_01155] [TPS_MANI_01156] [TPS_MANI_01157] [TPS_MANI_01158] [TPS_MANI_01159] [TPS_MANI_01160] [TPS_MANI_01179] [TPS_MANI_01180] [TPS_MANI_01182] [TPS_MANI_01183] [TPS_MANI_01187] [TPS_MANI_01194] [TPS_MANI_01195] [TPS_MANI_01196] [TPS_MANI_01197] [TPS_MANI_01204] [TPS_MANI_01205] [TPS_MANI_01206] [TPS_MANI_01207]
[RS_MANI_00028]	Configuration of Safety protection	[TPS_MANI_03127] [TPS_MANI_03128] [TPS_MANI_03129] [TPS_MANI_03130] [TPS_MANI_03131] [TPS_MANI_03132]

[RS_MANI_00029]	Mapping description between Signal-based communication and Service-Oriented communication	[TPS_MANI_03120] [TPS_MANI_03124] [TPS_MANI_03125] [TPS_MANI_03126]
[RS_MANI_00030]	Definition of optional elements in composite data structures	[TPS_MANI_01097] [TPS_MANI_01184] [TPS_MANI_01185] [TPS_MANI_01186]
[RS_MANI_00032]	Support for platform health management	[TPS_MANI_03500] [TPS_MANI_03502] [TPS_MANI_03503] [TPS_MANI_03505] [TPS_MANI_03506] [TPS_MANI_03508] [TPS_MANI_03509] [TPS_MANI_03510] [TPS_MANI_03511] [TPS_MANI_03512] [TPS_MANI_03513] [TPS_MANI_03514] [TPS_MANI_03515] [TPS_MANI_03516] [TPS_MANI_03517] [TPS_MANI_03518] [TPS_MANI_03519] [TPS_MANI_03520] [TPS_MANI_03521] [TPS_MANI_03522] [TPS_MANI_03523] [TPS_MANI_03524] [TPS_MANI_03534] [TPS_MANI_03544] [TPS_MANI_03545] [TPS_MANI_03546] [TPS_MANI_03552] [TPS_MANI_03553]
[RS_MANI_00033]	Interaction with web services based on the REST pattern	[TPS_MANI_01103] [TPS_MANI_01105] [TPS_MANI_01120] [TPS_MANI_01121] [TPS_MANI_01122] [TPS_MANI_01123] [TPS_MANI_01124] [TPS_MANI_01125] [TPS_MANI_01126] [TPS_MANI_01127] [TPS_MANI_01128] [TPS_MANI_01129] [TPS_MANI_01130] [TPS_MANI_01131] [TPS_MANI_01178]
[RS_MANI_00034]	Specification of capabilities	[TPS_MANI_01106] [TPS_MANI_01107] [TPS_MANI_01108] [TPS_MANI_03209]
[RS_MANI_00035]	Definition of an uploadable software package	[TPS_MANI_01109] [TPS_MANI_01110] [TPS_MANI_01111] [TPS_MANI_01112] [TPS_MANI_01113] [TPS_MANI_01114] [TPS_MANI_01115] [TPS_MANI_01116] [TPS_MANI_01117] [TPS_MANI_01118] [TPS_MANI_01119] [TPS_MANI_01161] [TPS_MANI_01162] [TPS_MANI_01163] [TPS_MANI_01164] [TPS_MANI_01189] [TPS_MANI_01202] [TPS_MANI_01211] [TPS_MANI_01213] [TPS_MANI_01214] [TPS_MANI_01215] [TPS_MANI_01216] [TPS_MANI_01217] [TPS_MANI_01218] [TPS_MANI_01219] [TPS_MANI_01220] [TPS_MANI_01221] [TPS_MANI_01222] [TPS_MANI_01223] [TPS_MANI_01224] [TPS_MANI_01225]
[RS_MANI_00036]	Configuration of security protection	[TPS_MANI_03133] [TPS_MANI_03134] [TPS_MANI_03137] [TPS_MANI_03138] [TPS_MANI_03139] [TPS_MANI_03140] [TPS_MANI_03199] [TPS_MANI_03200] [TPS_MANI_03203] [TPS_MANI_03204] [TPS_MANI_03205] [TPS_MANI_03206] [TPS_MANI_03207] [TPS_MANI_03208] [TPS_MANI_03213] [TPS_MANI_03214] [TPS_MANI_03216]

[RS_MANI_00037]	Configuration of logging and tracing	[TPS_MANI_03160] [TPS_MANI_03161]
[RS_MANI_00038]	DDS transport layer mechanisms	[TPS_MANI_03525] [TPS_MANI_03526] [TPS_MANI_03527] [TPS_MANI_03528] [TPS_MANI_03529] [TPS_MANI_03530] [TPS_MANI_03531] [TPS_MANI_03532] [TPS_MANI_03533] [TPS_MANI_03556] [TPS_MANI_03557] [TPS_MANI_03558] [TPS_MANI_03559] [TPS_MANI_03560] [TPS_MANI_03561] [TPS_MANI_03562] [TPS_MANI_03563] [TPS_MANI_03564] [TPS_MANI_03565] [TPS_MANI_03566] [TPS_MANI_03567] [TPS_MANI_03568] [TPS_MANI_03569] [TPS_MANI_03570] [TPS_MANI_03571] [TPS_MANI_03572]
[RS_MANI_00039]	Usage of implementation specific data types	[TPS_MANI_01166] [TPS_MANI_01167] [TPS_MANI_01168] [TPS_MANI_01169] [TPS_MANI_01171] [TPS_MANI_01172] [TPS_MANI_01173] [TPS_MANI_01174] [TPS_MANI_01175] [TPS_MANI_01176] [TPS_MANI_01177] [TPS_MANI_01201] [TPS_MANI_01212] [TPS_MANI_03169] [TPS_MANI_03170] [TPS_MANI_03171] [TPS_MANI_03172] [TPS_MANI_03173] [TPS_MANI_03174] [TPS_MANI_03175] [TPS_MANI_03176] [TPS_MANI_03177] [TPS_MANI_03178] [TPS_MANI_03179] [TPS_MANI_03180] [TPS_MANI_03181] [TPS_MANI_03183] [TPS_MANI_03184] [TPS_MANI_03185] [TPS_MANI_03186] [TPS_MANI_03187] [TPS_MANI_03188] [TPS_MANI_03189] [TPS_MANI_03190] [TPS_MANI_03191] [TPS_MANI_03192] [TPS_MANI_03193] [TPS_MANI_03196] [TPS_MANI_03197] [TPS_MANI_03198] [TPS_MANI_03201] [TPS_MANI_03202]
[RS_MANI_00040]	Support for access to synchronized time	[TPS_MANI_03535] [TPS_MANI_03536] [TPS_MANI_03537] [TPS_MANI_03538] [TPS_MANI_03539] [TPS_MANI_03540] [TPS_MANI_03541] [TPS_MANI_03542] [TPS_MANI_03543] [TPS_MANI_03547] [TPS_MANI_03548] [TPS_MANI_03549] [TPS_MANI_03550] [TPS_MANI_03551]
[RS_MANI_00041]	Configuration of function groups	[TPS_MANI_03145] [TPS_MANI_03152] [TPS_MANI_03194] [TPS_MANI_03195]
[RS_MANI_00050]	Support of Deterministic Client	[TPS_MANI_01199] [TPS_MANI_01200] [TPS_MANI_01203]
[RS_MANI_00060]	Support of Identity and Access Management	[TPS_MANI_01231] [TPS_MANI_01232] [TPS_MANI_01233] [TPS_MANI_01234] [TPS_MANI_01235] [TPS_MANI_01237] [TPS_MANI_01238] [TPS_MANI_01239] [TPS_MANI_01240] [TPS_MANI_01241]

[RS_MANI_00061]	Support of Diagnostic Interfaces	[TPS_MANI_01048]	[TPS_MANI_01049] [TPS_MANI_01050] [TPS_MANI_01051] [TPS_MANI_01242] [TPS_MANI_01243] [TPS_MANI_01245] [TPS_MANI_01246] [TPS_MANI_01247] [TPS_MANI_01248] [TPS_MANI_01249] [TPS_MANI_01250] [TPS_MANI_01251] [TPS_MANI_01252] [TPS_MANI_01253] [TPS_MANI_01254] [TPS_MANI_01255] [TPS_MANI_01256] [TPS_MANI_01257] [TPS_MANI_01258] [TPS_MANI_01259] [TPS_MANI_01260] [TPS_MANI_01261] [TPS_MANI_01262] [TPS_MANI_01263] [TPS_MANI_01264] [TPS_MANI_01265] [TPS_MANI_01266]
[RS_MANI_00062]	Support for Partial Networking	[TPS_MANI_03224]	[TPS_MANI_03225]

Table 1.3: RequirementsTracing

1.6 Known Limitations

The AUTOSAR SWS REST [5] defines a low-level [API](#) for [REST](#)-based communication. The content of section [11](#), on the other hand, applies for the configuration of a not-yet standardized [API](#) on top of the `ara::rest` [API](#).

2 Big Picture of Manifest Definition

2.1 Design vs. Deployment

2.1.1 Overview

Despite the name, this document contains the description of model elements that are clearly bound to a *design* workflow **and** model elements that have a strong relation to the *deployment* aspect.

Model elements discussed in this document are either related to *design* or *deployment*, there is no overlap between the two groups.

Model elements that are related to *deployment* will be used in models that are uploaded to a target platform, see [TPS_MANI_01000]. These model elements are mainly described in sections of this document where the term “Manifest” is part of the section title.

In the absence of a more precise definition, model elements related to *design* can be identified by not being related to *deployment*.

2.1.2 Relation between Design and Deployment Models

Please note that in many cases the part of the meta-model related to *deployment* reflects a similar modeling in the *design* domain, e.g. the definition of E2E profile parameters.

There is currently no clearly defined preference about how the relation between *design* and *deployment* may impact a concrete development project. The following scenarios for the example of *E2E properties* might occur:

- An OEM delivers the description of `AdaptivePlatformServiceInstances` including the definition of *E2E properties*.

It is safe to assume that subsequent processing of the model shall take the *E2E properties* as granted and develop the software with respect to the given properties.

- Software exists that has defined *E2E properties* by means of `ComSpecs`. For various reasons, it may happen that the software cannot be updated and therefore takes the “lead” in terms of the definition of *E2E properties*.

The definition of `AdaptivePlatformServiceInstances` may then have to respect the existing modeling on the software side.

- It could also happen that existing definitions can be **partly** overwritten by engineers who **really** know what they are doing.

2.1.3 Structure of the document

The structure of the document maps to the division between *design* and *deployment* such that the *design* aspect is mostly described in sections 3, 4.1 and 11.1.

Chapters 7, 9, 6, 8.2, and 8.3 focus on *deployment*-related content.

2.2 About Manifest

This chapter shall clarify the definition of the term *Manifest* in the context of the *AUTOSAR adaptive platform*.

[TPS_MANI_01000]{DRAFT} Definition of the term *Manifest* [A *Manifest* represents a piece of AUTOSAR model description that is created to support the configuration of an *AUTOSAR adaptive platform* product and which is uploaded to the *AUTOSAR adaptive platform* product, potentially in combination with other artifacts (like binary files) that contain executable code to which the *Manifest* applies.]
(RS_MANI_00015)

It is important to stress the fact that the usage of a *Manifest* is indeed strictly limited to the *AUTOSAR adaptive platform* and that there is no use case to port the concept to the *AUTOSAR classic platform*.

2.3 Serialization Format

One aspect that the definition of a *Manifest* has in common with other AUTOSAR model content is the standardized serialization format.

[TPS_MANI_01020]{DRAFT} Serialization format of the *Manifest* in AUTOSAR [The standardized serialization format of *Manifest* content in AUTOSAR is ARXML.]

Consequently, *Manifest* model content can be validated against the AUTOSAR XML Schema.](RS_MANI_00015)

An important consequence of [TPS_MANI_01020] is that there is no limitation to just one “manifest file” a.k.a. “the manifest”.

Content may be distributed among several physical files according to the rules given in the specification of the AUTOSAR Generic Structure Template [6].

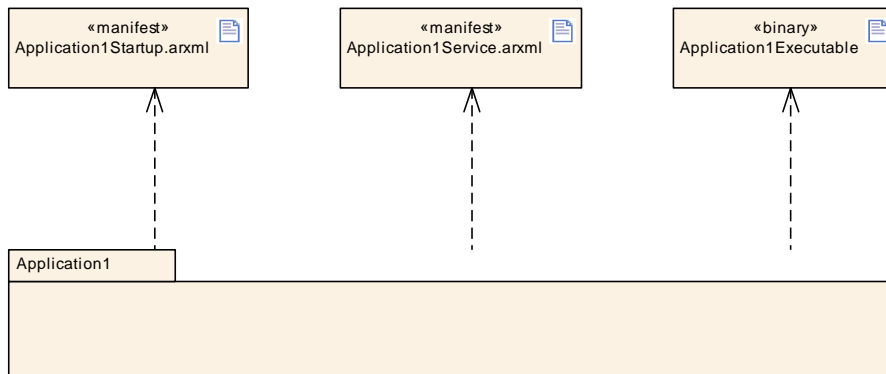


Figure 2.1: Example usage of several manifest files within one software delivery

[TPS_MANI_01021]{DRAFT} **Serialization format of Manifest content on a machine** [The serialization format used to actually upload a manifest on a machine may be freely chosen by a platform supplier.

However, the content and semantics of the original ARXML *Manifest* needs to be **fully preserved**.]([RS_MANI_00015](#))

It can be expected that in many cases the best option for the upload of the *Manifest* will still be ARXML because a custom format obviously has to support the full complexity of the *Manifest* meta-model.

Please note that the meta-model foresees the existence of references from manifest-related meta-classes to design-related meta-classes.

These references are created for the sake of clarity but it is not mandatory that the content of the reference actually needs to be resolvable.

In terms of the AUTOSAR modeling approach, this translates to a decoration of these references with the stereotype `<<atpUriDef>>`. More information can be found in [6].

If the referenced meta-classes contain information that is relevant for the manifest level then this information is replicated on the manifest level (such that the manifest-level model does not have to rely on the availability of design-level information).

2.4 Scope

As mentioned before, the usage of a *Manifest* is limited to the *AUTOSAR adaptive platform*. This does not mean, however, that all ARXML produced in a development project that targets the *AUTOSAR adaptive platform* is automatically considered a *Manifest*.

In fact, the *AUTOSAR adaptive platform* is usually not exclusively used in a vehicle project.

A typical vehicle will most likely be also equipped with a number of ECUs developed on the *AUTOSAR classic platform* and the system design for the entire vehicle will

therefore have to cover both ECUs built on top of the *AUTOSAR classic platform* and those created on top of the *AUTOSAR adaptive platform*.

[TPS_MANI_01019]{DRAFT} **Manifest content may apply to different aspects of the *AUTOSAR adaptive platform*** [Manifest content can apply to different aspects of the model. At the moment, Manifest content can roughly be divided into three focus areas:

- Application-related Manifest content describes all aspects of the deployment of an application, including - but not limited to - the startup configuration and the configuration of service-oriented communication endpoints on application level.
- Machine-related Manifest content describes the deployment of just a machine, i.e. without any application (including platform modules) running on the machine.
- Service instance-related Manifest describes how service-oriented communication on transport layer level is bound to endpoints in the application and (in some cases) platform software.

](RS_MANI_00015)

2.5 Manifests described in this Document

In principle, the term Manifest could be defined such that there is conceptually just one “manifest” and every deployment aspect would be handled in this context.

This does not seem appropriate because it became apparent that manifest-related model-elements exist that are relevant in entirely different phases of a typical development project.

This aspect is taken as the main motivation to subdivide the definition of the term Manifest in three different partitions:

Execution Manifest This kind of Manifest is used to specify the deployment-related information of applications running on the *AUTOSAR adaptive platform*.

An Execution Manifest is bundled with the actual executable code in order to support the integration of the executable code onto the machine.

Please find more information regarding this topic in section 7.

Service Instance Manifest This kind of Manifest is used to specify how service-oriented communication is configured in terms of the requirements of the underlying transport protocols.

A Service Instance Manifest is bundled with the actual executable code that implements the respective usage of service-oriented communication.

Please find more information regarding this topic in section 9.

Machine Manifest This kind of [Manifest](#) is supposed to describe deployment-related content that applies to the configuration of just the underlying machine (i.e. without any applications running on the machine) that runs an *AUTOSAR adaptive platform*.

A [Machine Manifest](#) is bundled with the software taken to establish an instance of the *AUTOSAR adaptive platform*.

Please find more information regarding this topic in section [6](#).

The temporal division between the definition (and usage) of different kinds of [Manifest](#) leads to the conclusion that in most cases different physical files will be used to store the content of the three kinds of [Manifest](#).

However, as with all kinds of ARXML content, this is not a binding rule.

3 Application Design

3.1 Overview

This chapter describes all design-related modeling that applies to the creation of application software on the *AUTOSAR adaptive platform*.

This also extends to extensions of existing modeling used on the *AUTOSAR classic platform*, e.g. the introduction of new values of the attribute `category`.

In particular, this section of the document focuses on the following aspects:

- Definition of a dedicated subclass of `SwComponentType` for the *AUTOSAR adaptive platform* (section 3.2)
- Definition of data types specifically for the *AUTOSAR adaptive platform* (section 3.3)
- Service interface as the pivotal element for service-oriented communication (section 3.4)
- Service interface mapping as a mediator between internal and external communication (section 3.5)
- Service interface **element** mapping as a mediator between internal and external communication (section 3.6)
- Persistency interface as the basis for interacting with persistent data storage (section 3.8)
- Aspects of the fine-grained configuration of interaction with the “outside world” from the perspective of the inside of a software-component (section 3.12)
- `Executable` as the smallest executable unit (section 3.13)
- Configuration of transformation properties (section 3.15)

3.2 Software Component

In principle, it would be possible to directly take over the definition of e.g. `ApplicationSwComponentType` for the usage on the *AUTOSAR adaptive platform*.

However, this would complicate the formulation of constraints regarding the existence of model elements (for example: data types, as explained in section 3.3) that are exclusive to the *AUTOSAR adaptive platform*.

Therefore, the `AdaptiveApplicationSwComponentType` is defined as a representation of software-components on the *AUTOSAR adaptive platform*.

The Existence of the [AdaptiveApplicationSwComponentType](#) allows for a convenient way (see [[constr_1492](#)]) to lock out most kinds of software-component defined for the *AUTOSAR classic platform* from the usage on the *AUTOSAR adaptive platform*.

The clarification of the opposite direction (i.e. an erroneous use of an [AdaptiveApplicationSwComponentType](#)) is less obvious.

In other words, it may be possible to use an [AdaptiveApplicationSwComponentType](#) within a [System](#) as some sort of overall design model for software on both the *AUTOSAR classic platform* **and** the *AUTOSAR adaptive platform*.

This aspect, however, is not clarified so far nor is a restriction in place that prohibits [AdaptiveApplicationSwComponentType](#) to appear in the context of a [System](#).

Later versions of this specification may fix the missing regulation.

Class	AdaptiveApplicationSwComponentType			
Package	M2::AUTOSARTemplates::AdaptivePlatform::ApplicationDesign::ApplicationStructure			
Note	This meta-class represents the ability to support the formal modeling of application software on the AUTOSAR adaptive platform. Consequently, it shall only be used on the AUTOSAR adaptive platform. Tags: atp.Status=draft atp.recommendedPackage=AdaptiveApplicationSwComponentTypes			
Base	ARElement , ARObject , AtpBlueprint , AtpBlueprintable , AtpClassifier , AtpType , CollectableElement , Identifiable , MultilanguageReferrable , PackageableElement , Referrable , SwComponentType			
Attribute	Type	Mul.	Kind	Note
internalBehavior	AdaptiveSwcInternalBehavior	0..1	aggr	This aggregation represents the internal behavior of the AdaptiveApplicationSwComponentType for the AUTOSAR adaptive platform. Stereotypes: atpSplitable; atpVariation Tags: atp.Splitkey=internalBehavior, variationPoint.shortLabel atp.Status=draft vh.latestBindingTime=preCompileTime

Table 3.1: AdaptiveApplicationSwComponentType

Class	AdaptiveSwcInternalBehavior			
Package	M2::AUTOSARTemplates::AdaptivePlatform::ApplicationDesign::AdaptiveInternalBehavior			
Note	This meta-class represents the ability to define an internal behavior of an AtomicSwComponentType used on the AUTOSAR adaptive platform. Please note that the model of internal behavior in this case, in stark contrast to the situation of the AUTOSAR classic platform, is very minimal. Tags: atp.Status=draft			
Base	ARObject , Identifiable , MultilanguageReferrable , Referrable			
Attribute	Type	Mul.	Kind	Note
serviceDependency	SwcServiceDependency	*	aggr	This represents the collection of SwcService Dependencies owned by AdaptiveInternalBehavior. Tags: atp.Status=draft

Table 3.2: AdaptiveSwcInternalBehavior

3.3 Data Type

3.3.1 Overview

The specification of data types on the *AUTOSAR adaptive platform* follows the same pattern as the counterpart on the *AUTOSAR classic platform*: data types are defined on different levels of abstraction that complement each other.

In the context of this document, the focus is on the discussion of [ApplicationDataTypes](#) and [CppImplementationDataTypes](#).

In general, most of the concepts regarding the definition of data types can be taken over from the existing specifications on the *AUTOSAR classic platform*.

However, some aspects are specific to the *AUTOSAR adaptive platform* and are consequently discussed in the scope of this document rather than the specification of the AUTOSAR Software Component Template [1].

One of the aspects that could be taken over from the *AUTOSAR classic platform* is the definition of initial values.

Although the utility of initial values is certainly limited on the *AUTOSAR adaptive platform*, there is an opportunity to utilize the definition of initial values in the context of the so-called [Fields](#) (see [[TPS_MANI_01034](#)]).

3.3.2 ApplicationDataType

The full range of the modeling of [ApplicationDataTypes](#) that is supported on the *AUTOSAR classic platform* can directly be used on the *AUTOSAR adaptive platform* as well.

In addition to the [ApplicationDataTypes](#) supported on the *AUTOSAR classic platform*, there are further [ApplicationDataTypes](#) that - while in principle also available on the *AUTOSAR classic platform* - are primarily used on and designed for the *AUTOSAR adaptive platform*.

Class	ApplicationDataType (abstract)
Package	M2::AUTOSARTemplates::SWComponentTemplate::Datatype::Datatypes
Note	<p>ApplicationDataType defines a data type from the application point of view. Especially it should be used whenever something "physical" is at stake.</p> <p>An ApplicationDataType represents a set of values as seen in the application model, such as measurement units. It does not consider implementation details such as bit-size, endianness, etc.</p> <p>It should be possible to model the application level aspects of a VFB system by using ApplicationDataTypes only.</p>
Base	ARElement , ARObject , AtpBlueprint , AtpBlueprintable , AtpClassifier , AtpType , AutosarDataType , CollectableElement , Identifiable , MultilanguageReferrable , PackageableElement , Referrable





Class	ApplicationDataType (abstract)			
Subclasses	ApplicationCompositeDataType , ApplicationPrimitiveDataType			
Attribute	Type	Mul.	Kind	Note
–	–	–	–	–

Table 3.3: ApplicationDataType

3.3.2.1 String Data Type

While the handling of data types that represent textual strings is very similar with respect to the definition of [ApplicationDataTypes](#) on the *AUTOSAR classic platform* and the *AUTOSAR adaptive platform*, special regulations apply on the level of [CppImplementationDataTypes](#) on the *AUTOSAR adaptive platform*.

For more information about the modeling of string data types on the level of [CppImplementationDataType](#) please refer to section 3.3.3.4.

For the sake of consistency, this chapter summarizes the modeling of [ApplicationDataTypes](#) for the modeling of data types that represent textual strings as far as the *AUTOSAR adaptive platform* is concerned.

The meta-classes used to define an [ApplicationPrimitiveDataType](#) of category *STRING* are summarized in Figure 3.1.

Please note that thanks to the usage of programming languages with richer data types than plain C, the implementation of an [ApplicationPrimitiveDataType](#) of category *STRING* on the *AUTOSAR adaptive platform* is predefined for a given *language binding*.

[TPS_MANI_01047]{DRAFT} Existence of [SwRecordLayout](#) for an [ApplicationPrimitiveDataType](#) of category *STRING* [For the usage of an [ApplicationPrimitiveDataType](#) of category *STRING* on the *AUTOSAR adaptive platform*, the existence of [ApplicationPrimitiveDataType.swDataDefProps.swRecordLayout](#) shall be ignored.]([RS_MANI_00016](#))

Please note that [\[TPS_MANI_01047\]](#) intentionally does not forbid the existence of [SwRecordLayout](#) because the same [ApplicationPrimitiveDataType](#) of category *STRING* could rightfully be used **on both** the *AUTOSAR adaptive platform* and the *AUTOSAR classic platform*.

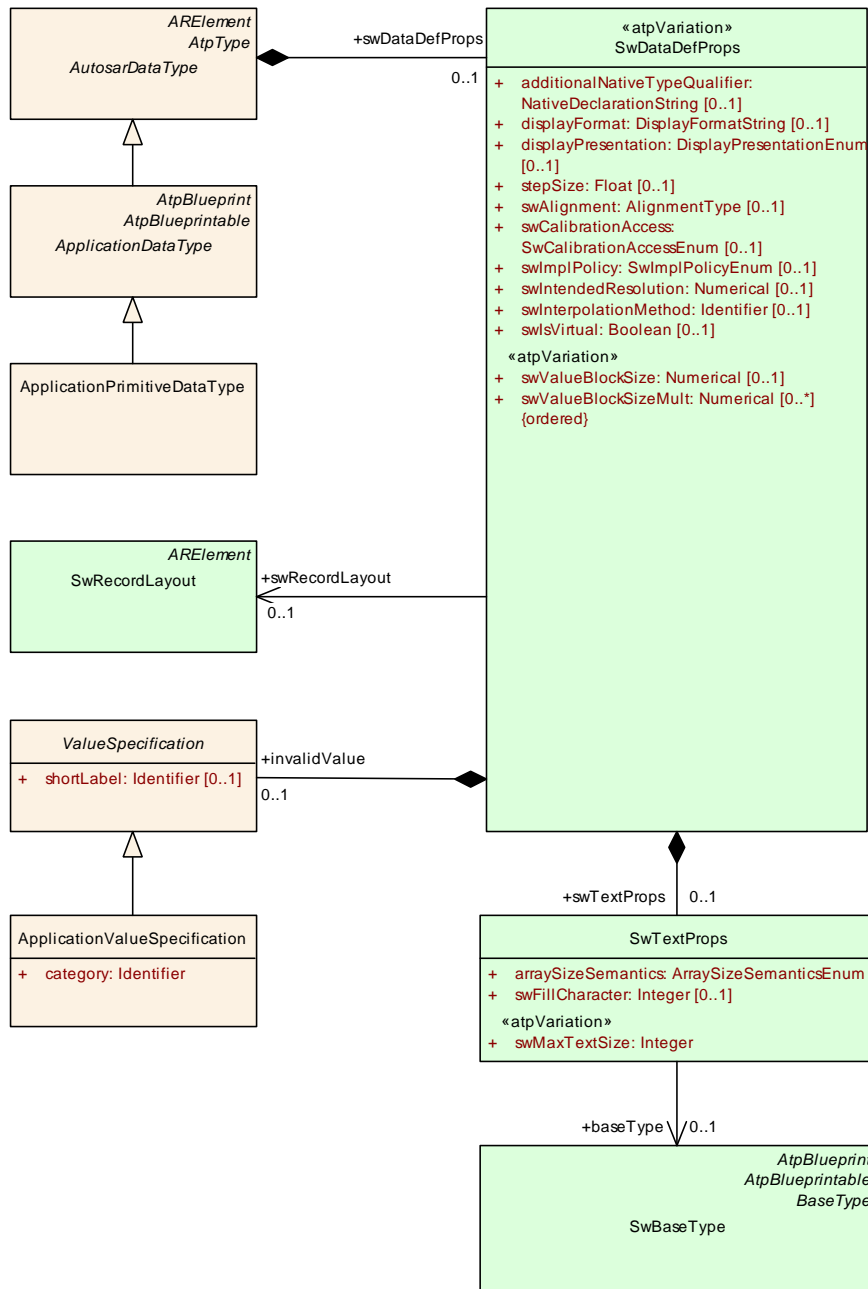


Figure 3.1: Specification of textual strings

Class	ApplicationPrimitiveDataType
Package	M2::AUTOSARTemplates::SWComponentTemplate::Datatype::Datatypes
Note	A primitive data type defines a set of allowed values. Tags: atp.recommendedPackage=ApplicationDataTypes
Base	ARElement , ARObject , ApplicationDataType , AtpBlueprint , AtpBlueprintable , AtpClassifier , AtpType , AutosarDataType , CollectableElement , Identifiable , MultilanguageReferrable , PackageableElement , Referrable





Class	ApplicationPrimitiveDataType			
Attribute	Type	Mul.	Kind	Note
–	–	–	–	–

Table 3.4: ApplicationPrimitiveDataType

Class	SwTextProps			
Package	M2::MSR::DataDictionary::DataDefProperties			
Note	This meta-class expresses particular properties applicable to strings in variables or calibration parameters.			
Base	ARObject			
Attribute	Type	Mul.	Kind	Note
arraySize Semantics	ArraySizeSemantics Enum	1	attr	This attribute controls the semantics of the arraysize for the array representing the string in an Implementation DataType. It is there to support a safe conversion between ApplicationDatatype and ImplementationDatatype, even for variable length strings as required e.g. for Support of SAE J1939.
baseType	SwBaseType	0..1	ref	This is the base type of one character in the string. In particular this baseType denotes the intended encoding of the characters in the string on level of ApplicationData Type. Tags: xml.sequenceOffset=30
swFillCharacter	Integer	0..1	attr	Filler character for text parameter to pad up to the maximum length swMaxTextSize. The value will be interpreted according to the encoding specified in the associated base type of the data object, e.g. 0x30 (hex) represents the ASCII character zero as filler character and 0 (dec) represents an end of string as filler character. The usage of the fill character depends on the arraySize Semantics. Tags: xml.sequenceOffset=40
swMaxTextSize	Integer	1	attr	Specifies the maximum text size in characters. Note the size in bytes depends on the encoding in the corresponding baseType. Stereotypes: atpVariation Tags: vh.latestBindingTime=preCompileTime xml.sequenceOffset=20

Table 3.5: SwTextProps

3.3.2.2 Associative Map Data Type

[TPS_MANI_01027]{DRAFT} **Semantics of [ApplicationAssocMapDataType](#)** [An [ApplicationAssocMapDataType](#) represents an associative data structure, i.e. a data structure where so-called *keys* (formalized as [ApplicationAssocMapDataType.key](#) that are in turn typed by an [ApplicationDataType](#)) are associated with *values* (formalized as [ApplicationAssocMapDataType.value](#) that are also in turn typed by an [ApplicationDataType](#)).] ([RS_MANI_00016](#))

[constr_3349]{DRAFT} Usage of `ApplicationAssocMapDataType` is limited
 [The usage of an `ApplicationAssocMapDataType` is limited to the context of `AdaptiveApplicationSwComponentTypes` and `CompositionSwComponentTypes` defined in the context of an `Executable`, i.e. such a data type shall not be used on the *AUTOSAR classic platform*.]()

[`constr_3349`] is a formal approach to express that an `ApplicationAssocMapDataType` shall only be used on the *AUTOSAR adaptive platform*.

[TPS_MANI_01016]{DRAFT} Category of `ApplicationAssocMapDataType`
 [The value `ApplicationAssocMapDataType.category` shall be set to `ASSOCIATIVE_MAP` for attribute.](*RS_MANI_00016*)

Figure 3.2 depicts an example of the structure of an `ApplicationAssocMapDataType`.

As can be deduced from looking at Figure 3.2, the concept of an `ApplicationDataType` of `category` `MAP` shall not be confused with an `ApplicationAssocMapDataType`¹.

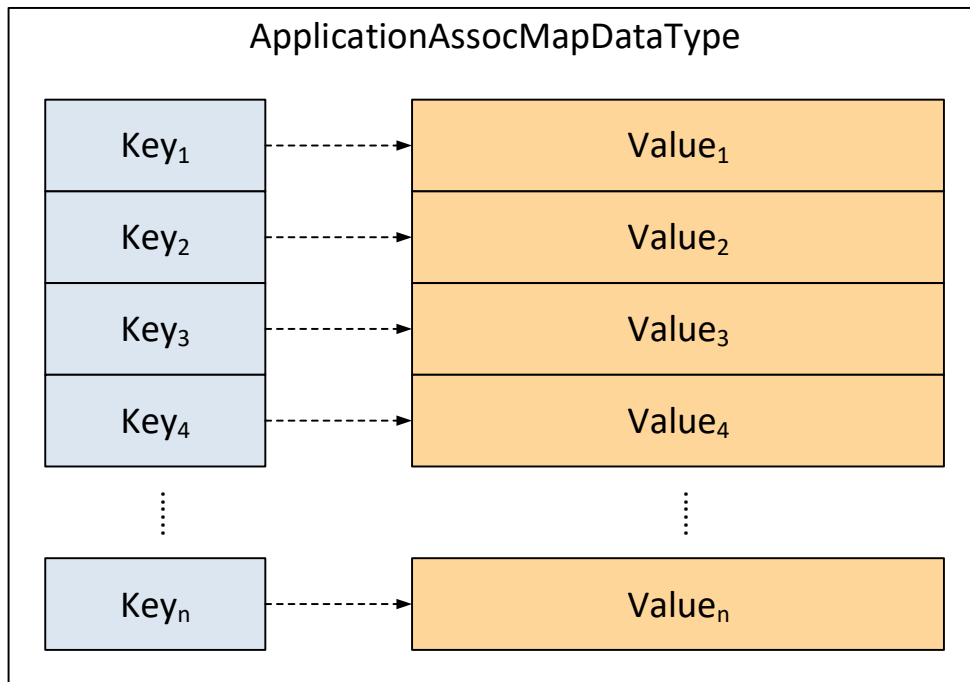


Figure 3.2: Example `ApplicationAssocMapDataType` on the *AUTOSAR adaptive platform*

¹On the other hand, both concepts of a “map” are justified in their respective “community” and choosing to name one of these very different in order so reduce overall potential confusion would probably not be applicable

There are a number of technical implications on the usage of an associative data structure at run-time, e.g. that the content of each *key* shall be unique within the context of the overall data structure.

On the other hand, it is totally no problem if content on the value-side contain duplicates, e.g. two unique *keys* are associated with *values* that have a completely identical content.

However, these aspects have no implication on the formal model of the `ApplicationAssocMapDataType` and are therefore not considered in this document.

The modeling of the `ApplicationAssocMapDataType` is somewhat minimalistic and motivated mainly by the fact that data types for both key and value need to be defined.

There is no assumption how the structure of an implementation of an associative map may look like. For example, in C++ (which is currently the only supported language binding on the *AUTOSAR adaptive platform*) the straightforward way to use an associative map is to utilize the container `ara::core::Map` (where the implementation is opaque to the client programmer).

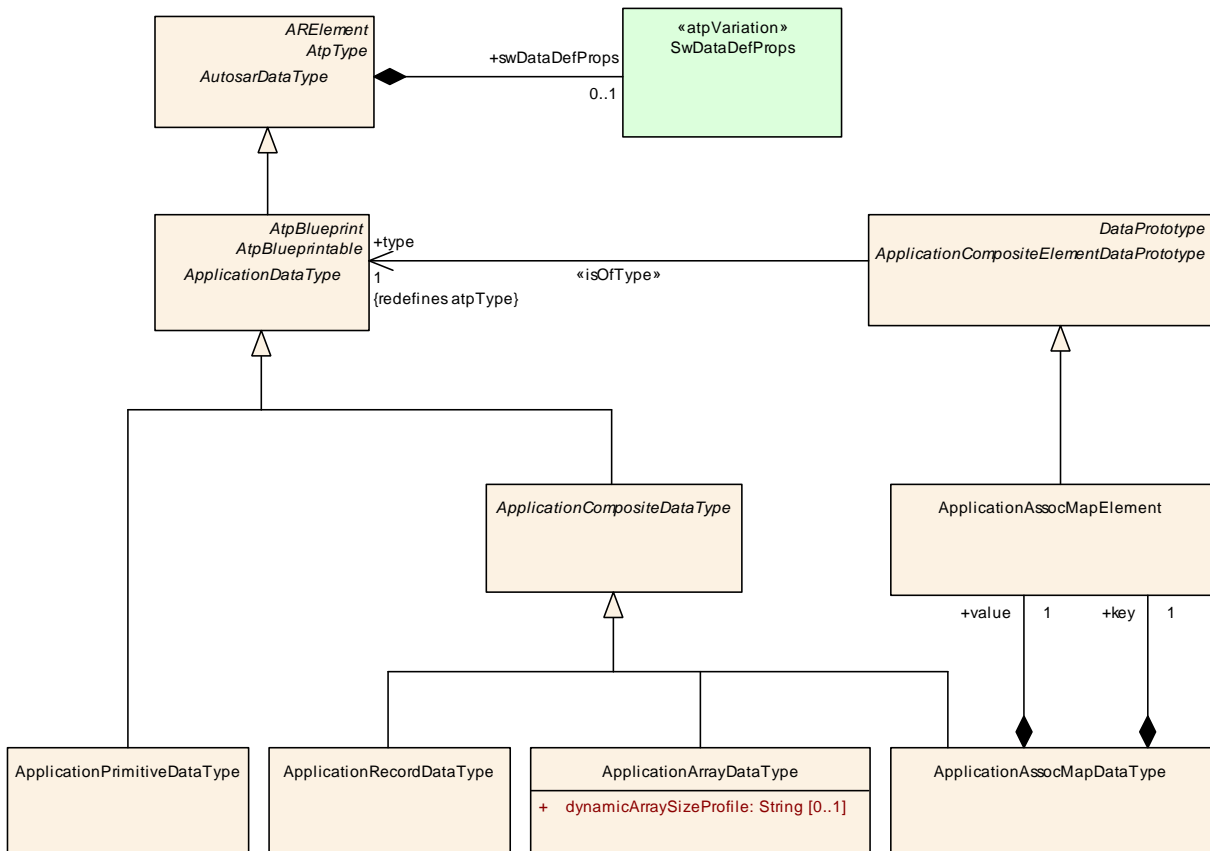


Figure 3.3: Formal model of `ApplicationAssocMapDataType`

Class	ApplicationAssocMapDataType			
Package	M2::AUTOSARTemplates::AdaptivePlatform::ApplicationDesign::ApplicationDataType			
Note	An application data type which is a map and consists of a key and a value Tags: atp.Status=draft atp.recommendedPackage=ApplicationDataTypes			
Base	ARElement , ARObject , ApplicationCompositeDataType , ApplicationDataType , AtpBlueprint , AtpBlueprintable , AtpClassifier , AtpType , AutosarDataType , CollectableElement , Identifiable , MultilanguageReferrable , PackageableElement , Referrable			
Attribute	Type	Mul.	Kind	Note
key	ApplicationAssocMapElement	1	aggr	Key element of the map that is used to uniquely identify the value of the map. Tags: atp.Status=draft
value	ApplicationAssocMapElement	1	aggr	Value element of the map that stores the content associated to a key. Tags: atp.Status=draft

Table 3.6: ApplicationAssocMapDataType

Class	ApplicationAssocMapElement			
Package	M2::AUTOSARTemplates::AdaptivePlatform::ApplicationDesign::ApplicationDataType			
Note	Describes the properties of the elements of an application map data type. Tags: atp.Status=draft			
Base	ARObject , ApplicationCompositeElementDataPrototype , AtpFeature , AtpPrototype , DataPrototype , Identifiable , MultilanguageReferrable , Referrable			
Attribute	Type	Mul.	Kind	Note
–	–	–	–	–

Table 3.7: ApplicationAssocMapElement

Listing 3.1 provides a sketch of the modeling of an example [ApplicationAssocMap-DataType](#).

Figure 3.4 contains the corresponding graphical representation of the model.

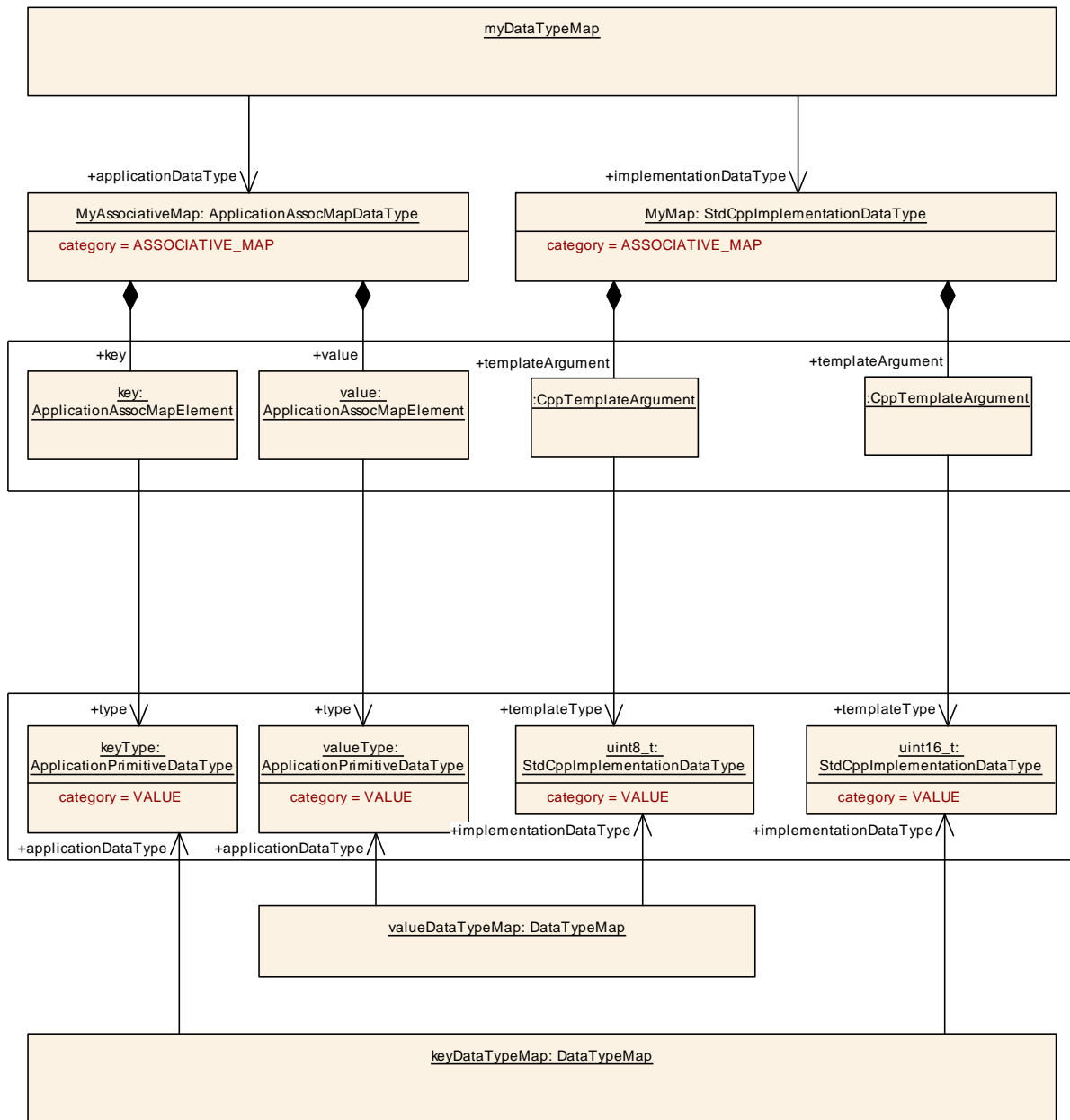


Figure 3.4: Example of the model of an associative map

Listing 3.1: Example for the definition of an [ApplicationAssocMapDataType](#)

```

<APPLICATION-ASSOC-MAP-DATA-TYPE>
  <SHORT-NAME>MyAssociativeMap</SHORT-NAME>
  <KEY>
    <SHORT-NAME>MyKey</SHORT-NAME>
    <TYPE-TREF DEST="APPLICATION-PRIMITIVE-DATA-TYPE">keyType</TYPE-TREF>
  </KEY>
  <VALUE>
    <SHORT-NAME>MyValue</SHORT-NAME>
    <TYPE-TREF DEST="APPLICATION-PRIMITIVE-DATA-TYPE">valueType</TYPE-TREF>
  </VALUE>
</APPLICATION-ASSOC-MAP-DATA-TYPE>

```

```
<APPLICATION-PRIMITIVE-DATA-TYPE>
  <SHORT-NAME>keyType</SHORT-NAME>
  <CATEGORY>VALUE</CATEGORY>
</APPLICATION-PRIMITIVE-DATA-TYPE>
```

```
<APPLICATION-PRIMITIVE-DATA-TYPE>
  <SHORT-NAME>valueType</SHORT-NAME>
  <CATEGORY>VALUE</CATEGORY>
</APPLICATION-PRIMITIVE-DATA-TYPE>
```

The initialization of an `ApplicationAssocMapDataType`, however, needs to be clarified because it would (using a combination of `RecordValueSpecification` and `ArrayValueSpecification`) in general be technically possible to define a number of differently structured `ValueSpecifications` that are semantically identical.

In order to keep this element of uncertainty out of the AUTOSAR standard, the initialization of a `DataPrototype` typed by `ApplicationAssocMapDataType` is clarified by means of [constr_1488].

[constr_1488]{DRAFT} Initialization of a `DataPrototype` typed by an `ApplicationAssocMapDataType` [A `DataPrototype` typed by an `ApplicationAssocMapDataType` shall only be initialized by an `ApplicationAssocMapValueSpecification`.]()

As already mentioned, there is a semantic requirement that the *key* elements of an *associative map* need to be unique in the context of one *associative map* container.

Obviously, the model has no influence on what happens at run-time. On the other hand, there is an implication onto the initialization of an `ApplicationAssocMapDataType`, see [constr_1489].

[constr_1489]{DRAFT} Uniqueness of `ApplicationAssocMapValueSpecification.mapElementTuple.key` [The value of all `mapElementTuple.key` elements in the context of a given `ApplicationAssocMapValueSpecification` shall be unique.]()

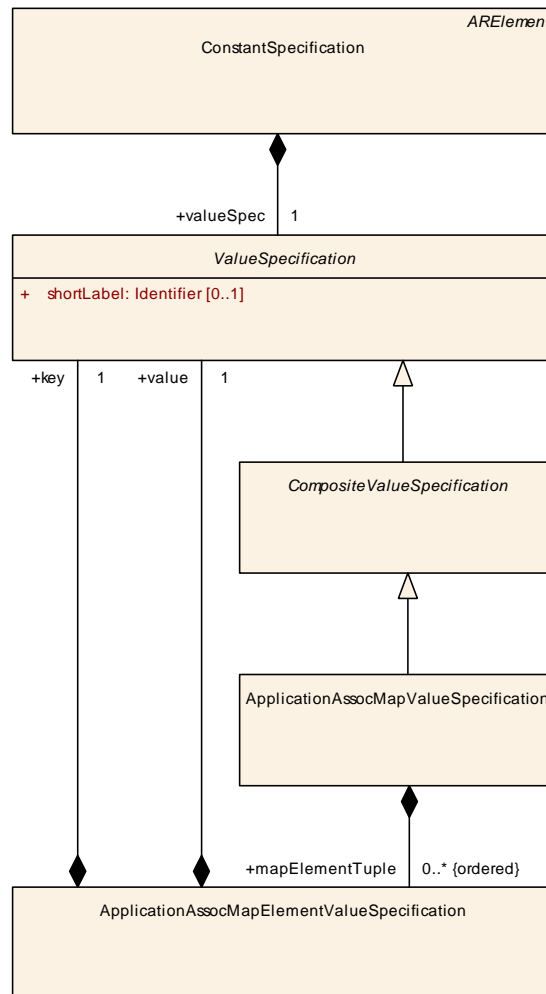


Figure 3.5: Formal model of the initialization of an [ApplicationAssocMapDataType](#)

Class	ApplicationAssocMapValueSpecification			
Package	M2::AUTOSARTemplates::AdaptivePlatform::ApplicationDesign::ApplicationDataType			
Note	This meta-class represents the ability to define the initialization of an ApplicationAssocMapDataType. Tags: atp.Status=draft			
Base	ARObject, CompositeValueSpecification, ValueSpecification			
Attribute	Type	Mul.	Kind	Note
mapElement Tuple (ordered)	ApplicationAssocMap ElementValue Specification	*	aggr	This aggregation represents the initial values for the elements of the ApplicationAssocMapValueSpecification. Tags: atp.Status=draft

Table 3.8: ApplicationAssocMapValueSpecification

Class	ApplicationAssocMapElementValueSpecification			
Package	M2::AUTOSARTemplates::AdaptivePlatform::ApplicationDesign::ApplicationDataType			
Note	This meta-class represents the ability to define the initialization of the elements of an ApplicationAssocMapDataType. Tags: atp.Status=draft			
Base	ARObject			
Attribute	Type	Mul.	Kind	Note
key	ValueSpecification	1	aggr	This aggregation represents the initialization of the key part of an AssociativeElementValueSpecification. Tags: atp.Status=draft
value	ValueSpecification	1	aggr	This aggregation represents the initialization of the value part of an AssociativeElementValueSpecification. Tags: atp.Status=draft

Table 3.9: ApplicationAssocMapElementValueSpecification

3.3.2.3 Attributes of SwDataDefProps

[constr_1478]{DRAFT} **SwDataDefProps** applicable to **ApplicationDataTypes** exclusive to the **AUTOSAR adaptive platform** [A complete list of the **SwDataDefProps** and other attributes and their multiplicities which are allowed for a given **category** is shown in table 3.10.]()

A consequence of [constr_1478] is that the Table 3.10 shows only the values of **category** that are limited to the **AUTOSAR adaptive platform**. For all other values of **category** that are also supported on the **AUTOSAR classic platform** please refer to a similar table contained in the specification of the Software Component Template [1].

Attributes of SwDataDefProps	Root Elem.		Attribute Existence per Category
	ApplicationAssocMapDataType	ApplicationAssocMapElement	
			ASSOCIATIVE_MAP
additionalNativeTypeQualifier			
annotation	X	X	*
baseType			
compuMethod			
dataConstr			
displayFormat	X	X	0..1
implementationDataType			
invalidValue			
stepSize			
swAddrMethod			
swAlignment			
swBitRepresentation			
swCalibrationAccess			
swCalprmAxisSet			
swComparisonVariable			
swDataDependency			
swHostVariable			
swImplPolicy			
swIntendedResolution			
swInterpolationMethod			
swIsVirtual			
swPointerTargetProps			
swRecordLayout			
swRefreshTiming			
swTextProps			
swValueBlockSize			
unit			
valueAxisDataType			
Other Attributes below the Root Element			
key: ApplicationAssocMapElement	X		1
value: ApplicationAssocMapElement	X		1

Table 3.10: Allowed Attributes vs. category for ApplicationDataTypes

3.3.3 CppImplementationDataType

3.3.3.1 Overview

In the AUTOSAR standard, data types represent assets of paramount prominence for the entire development approach.

Therefore², AUTOSAR implements a multi-level approach for the modeling of data types. One of the described levels, the so-called *Implementation Data Level* aims at a modeling on a level that could be described as “language binding” in the parlour of the *AUTOSAR adaptive platform*.

For the *AUTOSAR classic platform*, the *Implementation Data Level* has been addressed by the creation of the `ImplementationDataType` that specifically aims at covering the data type behavior of the C programming language.

In contrast to the *AUTOSAR classic platform*, the *AUTOSAR adaptive platform* currently does not foresee the usage of the C language and instead (at least for the foreseeable future) defines language binding to the C++ language.

It is therefore necessary to provide a modeling approach on the *Implementation Data Level* with a proper support for the capabilities of the C++ language.

While it would technically be feasible to extend the semantics of `ImplementationDataType` for a support of a C++ language binding this would significantly water down the clarity and expressiveness of `ImplementationDataType`³.

It therefore seems reasonable to add an additional system of meta-classes that specifically supports the usage of data types with an intended binding to the C++ language.

[TPS_MANI_01166]{DRAFT} Semantics of `CppImplementationDataType` [The abstract meta-class `CppImplementationDataType` supports the modeling of data types specifically tailored towards a support for a C++ language binding.]
([RS_MANI_00039](#))

[TPS_MANI_03197]{DRAFT} Semantics of `StdCppImplementationDataType` [Meta-class `StdCppImplementationDataType` supports the modeling of data types that will be mapped to C++ Standard Library features in the C++ language binding.]
([RS_MANI_00039](#))

Please note that Structures (`category = STRUCTURE`) and type aliases (`category = TYPE_REFERENCE`) are also modeled as `StdCppImplementationDataTypes` for simplification reasons.

[TPS_MANI_03198]{DRAFT} Semantics of `CustomCppImplementationDataType` [Meta-class `CustomCppImplementationDataType` supports the

²As explained in [1]

³And even if it were possible to extend `ImplementationDataType` towards a more or less clean support for C++ it may happen that further language bindings are added to the *AUTOSAR adaptive platform* for which further and further extensions of `ImplementationDataType` would be required.

modeling of data types that will mapped to a custom implementation in the C++ language binding that is declared in the `headerFile`.]([RS_MANI_00039](#))

Please note that the `category` values for a `CustomCppImplementationDataType` are restricted by [[constr_1578](#)].

This means that the modeling of primitive data types and strings is only possible with `StdCppImplementationDataTypes`. The reason is that the serialization rules that are defined in AUTOSAR for SOME/IP and DDS are based on the defined types of the standard library.

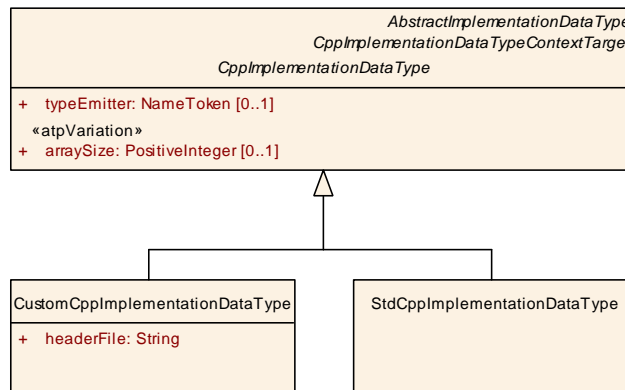


Figure 3.6: Specializations of `CppImplementationDataType`

Class	<code>CppImplementationDataType</code> (abstract)			
Package	M2::AUTOSARTemplates::AdaptivePlatform::ApplicationDesign::CppImplementationDataType			
Note	This meta-class represents the way to specify a reusable data type definition taken as a the basis for a C++ language binding Tags: atp.Status=draft			
Base	ARElement , ARObject , AbstractImplementationDataType , AtpBlueprint , AtpBlueprintable , AtpClassifier , AtpType , AutosarDataType , CollectableElement , CppImplementationDataTypeContextTarget , Identifiable , MultilanguageReferrable , PackageableElement , Referrable			
Subclasses	CustomCppImplementationDataType , StdCppImplementationDataType			
Attribute	Type	Mul.	Kind	Note
arraySize	PositiveInteger	0..1	attr	This attribute can be used to specify the array size if the enclosing <code>CppImplementationDataType</code> has array semantics. Stereotypes: atpVariation Tags: vh.latestBindingTime=preCompileTime
namespace (ordered)	SymbolProps	*	aggr	This aggregation allows for the definition an own namespace for the enclosing <code>CppImplementationDataType</code> . Tags: atp.Status=draft
subElement (ordered)	CppImplementationDataTypeElement	*	aggr	This represents the collection of sub-elements of the enclosing <code>CppImplementationDataType</code> Tags: atp.Status=draft





Class	CplusplusImplementationDataType (abstract)			
templateArgument (ordered)	CplusplusTemplateArgument	*	aggr	This aggregation allows for the specification of properties of template arguments Tags: atp.Status=draft
typeEmitter	NameToken	0..1	attr	This attribute can be taken to control how the respective CplusplusImplementationDataType is contributed to the language binding.
typeReference	CplusplusImplementationDataType	0..1	ref	This reference shall be defined to define a type reference (a.k.a. typedef). Tags: atp.Status=draft

Table 3.11: CplusplusImplementationDataType

Class	StdCplusplusImplementationDataType			
Package	M2::AUTOSARTemplates::AdaptivePlatform::ApplicationDesign::CplusplusImplementationDataType			
Note	This meta-class represents the way to specify a data type definition that is taken as the basis for a C++ language binding to a C++ Standard Library feature. Tags: atp.Status=draft atp.recommendedPackage=CplusplusImplementationDataTypes			
Base	ARElement , ARObject , AbstractImplementationDataType , AtpBlueprint , AtpBlueprintable , AtpClassifier , AtpType , AutosarDataType , CollectableElement , CplusplusImplementationDataType , CplusplusImplementationDataTypeContextTarget , Identifiable , MultilanguageReferrable , PackageableElement , Referrable			
Attribute	Type	Mul.	Kind	Note
—	—	—	—	—

Table 3.12: StdCplusplusImplementationDataType

Class	CustomCplusplusImplementationDataType			
Package	M2::AUTOSARTemplates::AdaptivePlatform::ApplicationDesign::CplusplusImplementationDataType			
Note	This meta-class represents the way to specify a data type definition that is taken as the basis for a C++ language binding to a custom implementation that is declared in the configured header file. The Short Name of this CustomCplusplusImplementationDataType defines the Class-Name of the custom implementation. Tags: atp.Status=draft atp.recommendedPackage=CplusplusImplementationDataTypes			
Base	ARElement , ARObject , AbstractImplementationDataType , AtpBlueprint , AtpBlueprintable , AtpClassifier , AtpType , AutosarDataType , CollectableElement , CplusplusImplementationDataType , CplusplusImplementationDataTypeContextTarget , Identifiable , MultilanguageReferrable , PackageableElement , Referrable			
Attribute	Type	Mul.	Kind	Note
headerFile	String	1	attr	Configuration of the Header File with the custom class declaration.

Table 3.13: CustomCplusplusImplementationDataType

[constr_1571]{DRAFT} [CplusplusImplementationDataType](#) is limited [The usage of a [CplusplusImplementationDataType](#) is limited to the context of [AdaptiveApplicationSwComponentTypes](#) and [CompositionSwComponentTypes](#) defined in the context of an [Executable](#).]()

[TPS_MANI_01167]{DRAFT} [AbstractImplementationDataType](#) [Meta-class [CplusplusImplementationDataType](#) inherits from abstract base class [AbstractImplementationDataType](#) in order to become a valid target for specific references from

other meta-classes that want to refer to “ImplementationDataType in general”.]
(RS_MANI_00039)

Class	AbstractImplementationDataType (abstract)			
Package	M2::AUTOSARTemplates::CommonStructure::ImplementationDataTypes			
Note	This meta-class represents an abstract base class for different flavors of ImplementationDataType.			
Base	ARElement , ARObject , AtpBlueprint , AtpBlueprintable , AtpClassifier , AtpType , AutosarDataType , CollectableElement , Identifiable , MultilanguageReferrable , PackageableElement , Referrable			
Subclasses	CppImplementationDataType , ImplementationDataType			
Attribute	Type	Mul.	Kind	Note
–	–	–	–	–

Table 3.14: AbstractImplementationDataType

A prominent example for the idea of referring to “ImplementationDataType in general” can be found in meta-class [DataTypeMap](#). The intention behind the existence of [DataTypeMap](#) is to map an [ApplicationDataType](#) to either an [ImplementationDataType](#) or [CppImplementationDataType](#).

By means of modeling the reference [DataTypeMap.implementationDataType](#) as a reference to [AbstractImplementationDataType](#) both options are possible in a single role.

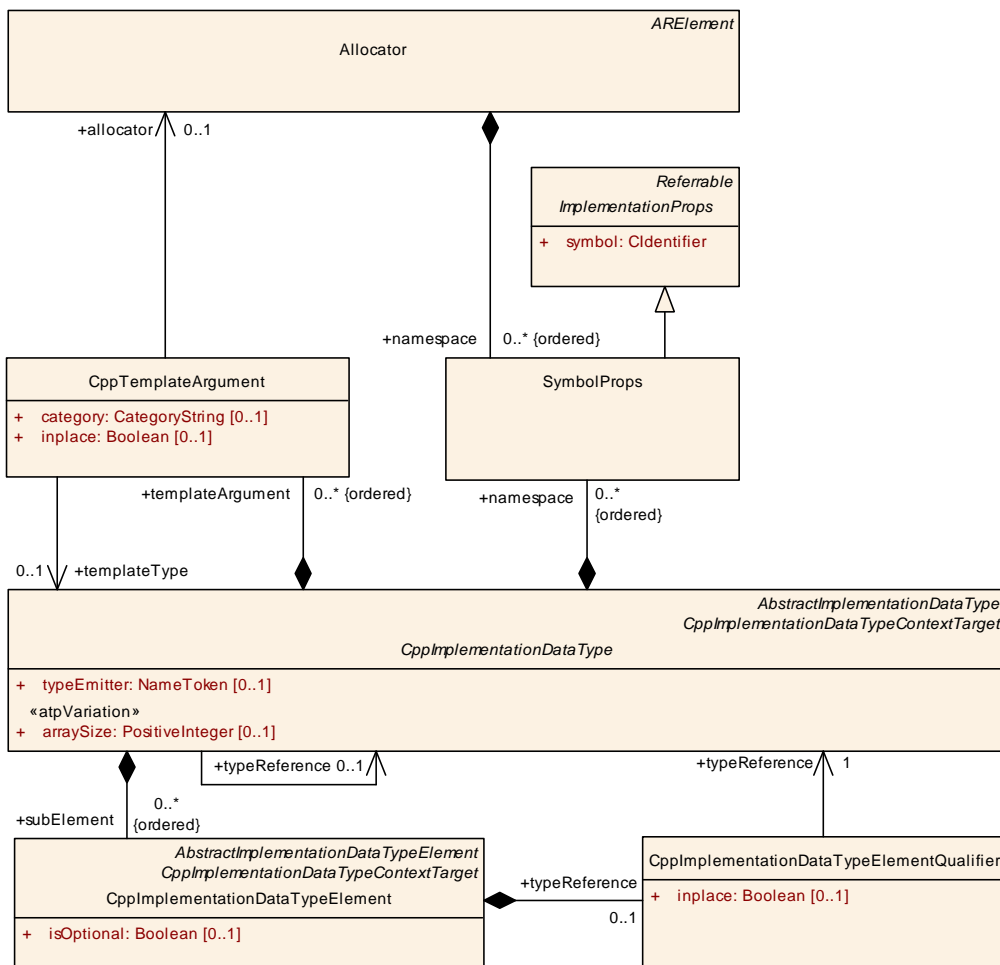


Figure 3.7: CppImplementationDataType overview

In contrast to the C language, C++ supports the definition of namespaces in programs. This feature is also cleared for development on the *AUTOSAR adaptive platform* and therefore needs to be represented in the modeling approach.

[TPS_MANI_01168]{DRAFT} Specification of a namespace for a `CppImplementationDataType` [The ability to define a namespace for a `CppImplementationDataType` is expressed by means of the aggregation of `SymbolProps` at `CppImplementationDataType` in the role `namespace`.]([RS_MANI_00039](#))

[constr_3443]{DRAFT} Specification of a namespace for a `StdCppImplementationDataType` [The definition of a `namespace` for a `StdCppImplementationDataType` of `category VALUE` is not allowed. For this value of `category` the `std` namespace is already assumed by the usage of the `StdCppImplementationDataType`.]()

[TPS_MANI_01176]{DRAFT} Standardized value for attribute `CppImplementationDataType.typeEmitter` [The AUTOSAR Standard reserves the following value for attribute `CppImplementationDataType.typeEmitter`:

- `TYPE_EMITTER_ARA`

On top of that, AUTOSAR reserves the standardized names of typical header files for data type definition as further possible values of `CppImplementationDataType.typeEmitter` (e.g., `Platform_Types.h` for the `CppImplementationDataTypes` defined in the Specification of Platform Types for the Adaptive Platform [7]).]([RS_MANI_00039](#))

[TPS_MANI_01177]{DRAFT} Semantics of `CppImplementationDataType.typeEmitter` [The following set of rules applies for the usage of the attribute `CppImplementationDataType.typeEmitter`:

- If the attribute `typeEmitter` is set to the value `TYPE_EMITTER_ARA` the ARA generator shall generate the corresponding data type definition.
- If the attribute `typeEmitter` is set to any value other than `TYPE_EMITTER_ARA` the ARA generator shall silently **not** generate the corresponding data type definition.
- For `CppImplementationDataTypes` that correspond to fundamental data types `float` (see [SWS_APT_00043]), `double` (see [SWS_APT_00046]), and `bool` (see [SWS_APT_00049]) the attribute `typeEmitter` shall not be defined.

]([RS_MANI_00039](#))

[TPS_MANI_01212]{DRAFT} Usage of attribute `typeEmitter` in the context of a `CustomCppImplementationDataType` [Attribute `typeEmitter` does not have to be used in the context of a `CustomCppImplementationDataType`. If the `typeEmitter` is used regardless then the value of the attribute shall be set to the name of the header file that contains the language binding of the respective `CustomCppImplementationDataType`.]([RS_MANI_00039](#))

[TPS_MANI_01169]{DRAFT} Support for template data types [Meta-class `CppImplementationDataType` supports the usage of templates for the definition of data types in C++ programs by means of the reference `CppImplementationDataType.templateArgument`.

The order of arguments in templates is significant, therefore `templateArgument` is modeled as an **ordered** collection.]([RS_MANI_00039](#))

[TPS_MANI_01174]{DRAFT} Semantics of reference in the role `CppTemplateArgument.templateType` [Attribute `CppTemplateArgument.templateType` specifies the data type to be filled in the respective position of the template in the language binding.]([RS_MANI_00039](#))

[TPS_MANI_01175]{DRAFT} Semantics of reference in the role `CppTemplateArgument allocator` [Attribute `CppTemplateArgument.allocator` specifies the behavior of an allocator class to be filled in the respective position of the template in the language binding.]([RS_MANI_00039](#))

[constr_1576]{DRAFT} Existence of `CppTemplateArgument.templateType` vs. `CppTemplateArgument.allocator` [For any given `CppTemplateArgument`, **at most one of** the references

- `CppTemplateArgument.templateType` or
- `CppTemplateArgument.allocator`

may exist.]()

[TPS_MANI_01201]{DRAFT} Standardized values for attribute `CppTemplateArgument.category` [AUTOSAR reserves the following values for attribute `CppTemplateArgument.category`:

ASSOC_MAP_KEY : the specific `CppTemplateArgument` represents the *key* data type of an associative map.

ASSOC_MAP_VALUE : the specific `CppTemplateArgument` represents the *value* data type of an associative map.

] ([RS_MANI_00039](#))

Class	CppTemplateArgument			
Package	M2::AUTOSARTemplates::AdaptivePlatform::ApplicationDesign::CppImplementationDataType			
Note	This meta-class has the ability to define properties for template arguments. Tags: atp.Status=draft			
Base	<i>AObject</i>			
Attribute	Type	Mul.	Kind	Note
category	CategoryString	0..1	attr	This attribute shall be used to contribute further clarification regarding the semantics of the enclosing CppTemplateArgument.





Class	CppTypeArgument			
allocator	Allocator	0..1	ref	This reference identifies the applicable allocator. Tags: atp.Status=draft
inplace	Boolean	0..1	attr	This attribute specifies whether the shortName of the referenced templateType is used in the code generation and the type declaration is defined outside of the enclosing CppImplementationDataType (true) or whether the type definition is embedded inside of the enclosing CppImplementationDataType and the shortName is ignored (false).
templateType	CppImplementationDataType	0..1	ref	This reference identifies the data type of the specific template argument required for the language binding. Tags: atp.Status=draft

Table 3.15: CppTemplateArgument

[TPS_MANI_01171]{DRAFT} **Modeling of structured data types** [Meta-class [CppImplementationDataType](#) supports the creation of nested data types by means of the aggregation of [CppImplementationDataTypeElement](#) in the role [subElement](#).

Because the order of sub-elements in a structured data type is significant the aggregation [subElement](#) is modeled as an **ordered** collection.]([RS_MANI_00039](#))

Please note that although the modeling of structures is formally done using [CppImplementationDataType](#) it is actually only possible to use [StdCppImplementationDataType](#) for this purpose (see [[constr_1578](#)]).

Class	CppImplementationDataTypeElement			
Package	M2::AUTOSARTemplates::AdaptivePlatform::ApplicationDesign::CppImplementationDataType			
Note	Declares a data object which is locally aggregated. Such an element can only be used within the scope where it is aggregated. A CppImplementationDataTypeElement is used to represent an element of a structure, defining its type. Tags: atp.Status=draft			
Base	ARObject , AbstractImplementationDataTypeElement , AtpClassifier , AtpFeature , AtpStructureElement , CppImplementationDataTypeContextTarget , Identifiable , MultilanguageReferrable , Referrable			
Attribute	Type	Mul.	Kind	Note
isOptional	Boolean	0..1	attr	This attribute represents the ability to declare the enclosing CppImplementationDataTypeElement as optional. This means the that, at runtime, the CppImplementationDataTypeElement may or may not have a valid value and shall therefore be ignored. The underlying runtime software provides means to set the CppImplementationDataTypeElement as not valid at the sending end of a communication and determine its validity at the receiving end.





Class	CppImplementationDataTypeElement			
typeReference	CppImplementationDataTypeElementQualifier	0..1	aggr	This aggregation defines the type of the CppImplementationDataTypeElement and determines whether in C++ the CppImplementationDataTypeElement is defined inside or outside of the enclosing CppImplementationDataType. Tags: atp.Status=draft

Table 3.16: CppImplementationDataTypeElement

Please note that there is no intention to support a “mixed” modeling of structured data types such that the resulting data type on C++ level would be composed of data types that are native to C++ and data types from the C subsystem.

While this would technically be possible on code level it would impose a huge effort on modeling level and the general consensus is that there is no real use case for such a "mixed" data type.

The C++ data type system can, as far as the implementation of the *AUTOSAR adaptive platform* is concerned, fully replace the “legacy” C data types in C++.

[constr_1572]{DRAFT} Usage of [SwDataDefProps.implementationDataType](#) within a [CppImplementationDataType](#) [Within the scope of a [CppImplementationDataType](#) the reference [CppImplementationDataType.swDataDefProps.implementationDataType](#) **shall not exist.**]()

This aspect is also expressed in a more general form by [\[constr_1579\]](#).

As a consequence of [\[constr_1572\]](#), type references have to be done differently on the *AUTOSAR adaptive platform*. For this purpose dedicated references are available.

[TPS_MANI_01172]{DRAFT} Description of type references in the scope of [CppImplementationDataType](#) [The reference [CppImplementationDataType.typeReference](#) can be used to create a type reference from the enclosing [CppImplementationDataType](#) to another [CppImplementationDataType](#).] ([RS_MANI_00039](#))

[TPS_MANI_01173]{DRAFT} Description of type references in the scope of [CppImplementationDataTypeElement](#) [[CppImplementationDataTypeElement.typeReference](#) can be used to create a reference to the [CppImplementationDataType](#) that shall apply for the enclosing [CppImplementationDataTypeElement](#).] ([RS_MANI_00039](#))

Please note that the [CppImplementationDataTypeElement.typeReference](#) is realized as an Association Class that allows to add the [inplace](#) attribute to the [typeReference](#).

Class	CppImplementationDataTypeElementQualifier			
Package	M2::AUTOSARTemplates::AdaptivePlatform::ApplicationDesign::CppImplementationDataType			
Note	This element qualifies the typeReference of the CppImplementationDataTypeElement to the CppImplementationDataType. Tags: atp.Status=draft			
Base	ARObject			
Attribute	Type	Mul.	Kind	Note
inplace	Boolean	0..1	attr	This attribute defines whether the member type of the CppImplementationDataTypeElement in C++ is an embedded type element inside of the enclosing struct (true) or whether the type declaration is defined outside of the struct.
typeReference	CppImplementationDataType	1	ref	This reference defines a type reference. Tags: atp.Status=draft

Table 3.17: CppImplementationDataTypeElementQualifier

[TPS_MANI_03196]{DRAFT} **Semantics of CppImplementationDataTypeElementQualifier.inplace attribute** [The CppImplementationDataTypeElementQualifier.inplace attribute defines whether the data type of the CppImplementationDataTypeElement in the C++ language binding is derived from the name or the properties of the referenced CppImplementationDataType.

Specifically, the following rules shall apply:

- if CppImplementationDataTypeElement.typeReference.inplace is set to False then the **shortName** of the CppImplementationDataType referenced in the role CppImplementationDataTypeElement.typeReference.typeReference shall be used in the C++ language binding.
- if CppImplementationDataTypeElement.typeReference.inplace is set to True then only the **properties** of the CppImplementationDataType referenced in the role CppImplementationDataTypeElement.typeReference.typeReference shall be used in the C++ language binding and the shortName is ignored.

](RS_MANI_00039)

Please note that Figure 3.13 shows an example of a Structure where the typeReference of one subElement is classified as inplace.

[constr_1659]{DRAFT} **Restriction for the usage of CppImplementationDataTypeElementQualifier.inplace** [The attribute CppImplementationDataTypeElementQualifier.inplace shall only exist if the target referenced in the role CppImplementationDataTypeElementQualifier.typeReference is an StdCppImplementationDataType that has attribute category set to either of the values

- ARRAY
- VECTOR

- ASSOCIATIVE_MAP
- VARIANT
- STRUCTURE
- STRING

]()

Rationale for the existence of [constr_1659]: by application of the exclusion principle, there are three cases where attribute `CppImplementationDataTypeElementQualifier.inplace` shall not exist:

- `StdCppImplementationDataType` of category VALUE
- `CustomCppImplementationDataType`
- `CppImplementationDataType` of category TYPE_REFERENCE

Neither of them can be used as a target of `CppImplementationDataTypeElementQualifier.typeReference` where `CppImplementationDataTypeElementQualifier.inplace` is set to `False` because in these cases there is already a valid name that is directly usable for the language binding and a possible indirection via a `using` clause would obviously require an additional name that is not available from the model.

After all, the motivation for the definition of a `TYPE_REFERENCE` is the direct opposite of the motivation behind using the attribute `CppImplementationDataTypeElementQualifier.inplace` to control the language binding. Therefore this case is also excluded.

[TPS_MANI_03201]{DRAFT} **Semantics of `CppTemplateArgument.inplace` attribute** [The `CppTemplateArgument.inplace` attribute defines whether the data type that is referenced by the `templateType` in the C++ language binding is derived from the name or the properties of the referenced `CppImplementationDataType`.

Specifically, the following rules shall apply:

- if `CppTemplateArgument.inplace` is set to `False` then the **shortName** of the `CppImplementationDataType` referenced in the role `CppTemplateArgument.templateType` shall be used in the C++ language binding.
- if `CppTemplateArgument.inplace` is set to `True` then only the **properties** of the `CppImplementationDataType` referenced in the role `CppTemplateArgument.templateType` shall be used in the C++ language binding and the `shortName` is ignored.

](RS_MANI_00039)

[constr_1660]{DRAFT} Restriction for the usage of `CppTemplateArgument.inplace` | The attribute `CppTemplateArgument.inplace` shall only exist if the target referenced in the role `CppTemplateArgument.templateType` is an `StdCppImplementationDataType` that has attribute `category` set to either of the values

- `ARRAY`
- `VECTOR`
- `ASSOCIATIVE_MAP`
- `VARIANT`
- `STRUCTURE`
- `STRING`

|()

Rationale for the existence of `[constr_1660]`: by application of the exclusion principle, there are three cases where attribute `CppTemplateArgument.inplace` shall not exist:

- `StdCppImplementationDataType` of `category VALUE`
- `CustomCppImplementationDataType`
- `CppImplementationDataType` of `category TYPE_REFERENCE`

Neither of them can be used as a target of `CppTemplateArgument.templateType` where `CppTemplateArgument.inplace` is set to `False` because in these cases there is already a valid name that is directly usable for the language binding and a possible indirection via a `using` clause would obviously require an additional name that is not available from the model.

After all, the motivation for the definition of a `TYPE_REFERENCE` is the direct opposite of the motivation behind using the attribute `CppTemplateArgument.inplace` to control the language binding. Therefore this case is also excluded.

Please note that the question of the value of attribute `CppTemplateArgument.inplace` for the case of `CppTemplateArgument.templateType` referring to `StdCppImplementationDataType` of `category STRUCTURE` is regulated by `[constr_3462]`.

[constr_3462]{DRAFT} `CppTemplateArgument.templateType` reference to `StdCppImplementationDataType` of `category STRUCTURE` and the `inplace` flag | `CppTemplateArgument.templateType` that points to a `StdCppImplementationDataType` of `category STRUCTURE` shall have the `inplace` attribute set to `false`. |()

The reason for `[constr_3462]` is that the usage of an unnamed struct as template argument is not permitted by ISO C++11/14/17.

[constr_3446]{DRAFT} CppTemplateArgument with allocator reference and the inplace flag [A `CppTemplateArgument` that points with an `allocator` reference to an `Allocator` shall not have the `inplace` flag set to a value.]()

Class	Allocator			
Package	M2::AUTOSARTemplates::AdaptivePlatform::ApplicationDesign::CplusplusImplementationDataType			
Note	This meta-class represents the ability to take influence on the way objects are allocated in memory, for example it can be controlled whether an objects is allocated on the heap or on the stack. Tags: atp.Status=draft atp.recommendedPackage=Allocators			
Base	ARElement , ARObject , CollectableElement , Identifiable , MultilanguageReferrable , PackageableElement , Referrable			
Attribute	Type	Mul.	Kind	Note
namespace (ordered)	SymbolProps	*	aggr	This aggregation allows for the definition of a namespace of an <code>Allocator</code> . Tags: atp.Status=draft

Table 3.18: Allocator

[TPS_MANI_01100]{DRAFT} Semantics of Allocator [Meta-class `Allocator` carries the ability to define the properties of an allocation of memory. The general approach for memory allocation is expressed by means of the attribute `category`.

The following values of `Allocator.category` are standardized by AUTOSAR:

- `MAX_SIZE_HEAP`: when using this allocator there is the intention to allocate a fixed-size chunk on the heap. This allocator adds the ability to define a maximum number of elements to the semantics of the default allocator of `ara::core::Vector`.
- `MAX_SIZE_STACK`: when using this allocator there is the intention to allocate a fixed-size chunk on the stack. Memory on the stack always needs to be constrained in terms of the maximum size. In other words, there is hardly any case where an unbounded amount of memory should be allocated on the stack.
- `MAX_SIZE_DATASEGMENT`: when using this allocator there is the intention to allocate a fixed-size chunk in the data segment.

] ([RS_MANI_00016](#))

[constr_1578]{DRAFT} applicable data categories [Table 3.19 defines the applicable `category`s vs. meta-class.]()

Category	Applicable to ...								Description
	ApplicationArrayType	ApplicationRecordDataType	ApplicationPrimitiveDataType	ApplicationRecordElement	ApplicationArrayElement	ApplicationValueSpecification	StdCppImplementationDataType	CustomCppImplementationDataType	
VALUE			x	x	x	x	x		Contains a single value. See also [TPS_MANI_03192].
TYPE_REFERENCE							x		The element is defined via reference to another data type (via CppImplementationDataType.typeReference).
STRUCTURE		x		x	x		x		Holds one or several further elements which can have different AutosarDataTypes . See also [TPS_MANI_03180].
VARIANT							x	x	Can hold values of different data types. It is similar to STRUCTURE except that all of its members start at the same location in memory. A VARIANT data prototype can contain only one of its elements at a time and represents a type-safe union. The size of the VARIANT is at least the size of the largest member. See also [TPS_MANI_03189].
ARRAY	x			x	x		x	x	A fixed-sized array of sub-elements of the same type. See also [TPS_MANI_03169].
VECTOR							x	x	An array of elements of the same time that is able to grow at run-time. See also [TPS_MANI_03174].
ASSOCIATIVE_MAP							x	x	An associative array of key-value pairs. See also [TPS_MANI_03183].
STRING			x	x	x	x	x		Contains a text string. See also [TPS_MANI_03178].
BOOLEAN			x	x	x	x			Contains one boolean state. Depending on the CPU direct addressing of single bits may not be available. So a byte or a word can be used to store only one logical state.

 Table 3.19: Usage of [category](#) for Data Types

3.3.3.2 Attributes of SwDataDefProps

[[constr_1579](#)]{DRAFT} [SwDataDefProps](#) applicable to [CppImplementationDataTypes](#) exclusive to the *AUTOSAR adaptive platform* [A complete list of the [SwDataDefProps](#) and other attributes and their multiplicities which are allowed for a given [category](#) is shown in table 3.20.]()

A consequence of [[constr_1578](#)] is that the Table 3.20 shows only the values of [category](#) that are limited to the *AUTOSAR adaptive platform*. For all other values of [category](#) that are also supported on the *AUTOSAR classic platform* please refer to a similar table contained in the specification of the Software Component Template [1].

Attributes of SwDataDefProps	Root Element	Attribute Existence per Category							
		VALUE	TYPE_REFERENCE	STRUCTURE	VARIANT	ARRAY	VECTOR	ASSOCIATIVE_MAP	STRING
additionalNativeTypeQualifier									
annotation	x	*	*	*	*	*	*	*	*
baseType									
compuMethod	x	0..1	0..1						
dataConstr.dataConstrRule.physConstrs	x	d/c ⁴	d/c			d/c	d/c		
dataConstr.dataConstrRule.internalConstrs	x	0..1	0..1			0..1	0..1		
displayFormat	x	0..1		0..1	0..1	0..1	0..1	0..1	0..1
implementationDataType									
invalidValue	x	0..1	0..1	0..1		0..1			
stepSize									
swAddrMethod									
swAlignment									
swBitRepresentation									
swCalibrationAccess									
swCalprmAxisSet									
swComparisonVariable									
swDataDependency									
swHostVariable									
swImplPolicy									
swIntendedResolution									
swInterpolationMethod									
swIsVirtual									
swPointerTargetProps									
swPointerTargetProps.swDataDefProps									
swPointerTargetProps.functionPointerSignature									
swRecordLayout									
swRefreshTiming	x	0..1	0..1	0..1	0..1	0..1	0..1	0..1	0..1
swTextProps									
swValueBlockSize									
unit									
valueAxisDataType									



⁴don't care



Attributes of SwDataDefProps	Root Element	Attribute Existence per Category							
	CppImplementationDataType	VALUE	TYPE_REFERENCE	STRUCTURE	VARIANT	ARRAY	VECTOR	ASSOCIATIVE_MAP	STRING
Other Attributes									
subElement: CppImplementationDataTypeElement	x		1..*						
templateArgument	x				1..*	1	1..*	2..*	0..1
typeReference	x		1						

Table 3.20: Allowed Attributes vs. category for CppImplementation-DataType

3.3.3.3 Primitive Data Types

[TPS_MANI_03192]{DRAFT} **CppImplementationDataType** of category **VALUE** [The primitive data types like Boolean, fixed-width integer data types and floating-point data types are described as CppImplementationDataTypes of category VALUE.](RS_MANI_00039)

[TPS_MANI_03193]{DRAFT} **CppImplementationDataType** of category **TYPE_REFERENCE** [The definition of a CppImplementationDataType of category TYPE_REFERENCE creates an alias for another CppImplementation-DataType that is referenced by the typeReference.](RS_MANI_00039)

3.3.3.4 String Data Type

[TPS_MANI_03178]{DRAFT} **StdCppImplementationDataType** of category **STRING** [A StdCppImplementationDataType of category STRING represents a container data type for a sequence of characters.

AUTOSAR demands that the C++ binding of a StdCppImplementation-DataType of category STRING is implemented by a `ara::core::String`.](RS_MANI_00039)

[constr_1674]{DRAFT} **Supported encoding of StdCppImplementation-DataType of category STRING** [On the level of the meta-model (and, by extension,

the language binding), the only supported encoding of `StdCppImplementationDataType` of category `STRING` is `UTF-8`.]()

Please note that it is nonetheless possible to use a different encoding, e.g. `UTF-16` on the level of a `SOME/IP` message. This behavior can be configured by means of `ApSomeipTransformationProps`. As a consequence, a transcoding may have to be applied between the representation of a string on the wire and in the software.

[TPS_MANI_03179]{DRAFT} C++ language binding of `StdCppImplementationDataTypes` of category `STRING` [A `CppImplementationDataType` of category `STRING` shall be implemented as `ara::core::String`.](*RS_MANI_00039*)

The formulation of **[TPS_MANI_03179]** leaves room for potential later extensions towards the support for other storage formats.

The example depicted in Figure 3.8 contains the definition of both an `ApplicationDataType` as well as the definition of the corresponding `CppImplementationDataType`.

The latter obviously becomes significantly lighter to model thanks to the restriction that, as far as the C++ language binding is concerned, a `CppImplementationDataType` of category `STRING` shall only be implemented on the basis of an `ara::core::String`.

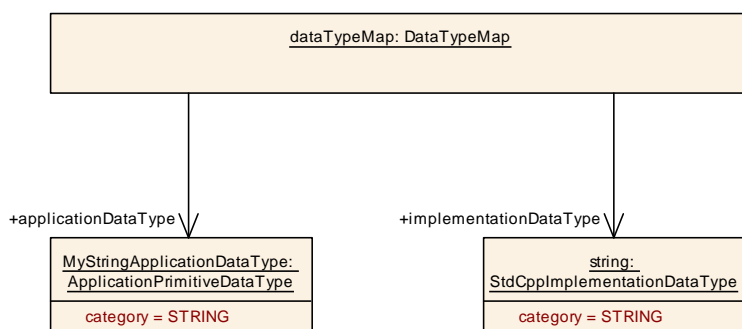


Figure 3.8: Example of the model of a string with `UTF-8` encoding

Another aspect of the example in Figure 3.8 is that it defines the intended encoding of the modeled data type in the scope of the `ApplicationPrimitiveDataType`.

[TPS_MANI_03188]{DRAFT} Usage of an Allocator for a `StdCppImplementationDataType` of category `STRING` [A `StdCppImplementationDataType` of category `STRING` is allowed to aggregate a `CppTemplateArgument` that refers to an `Allocator` with the `allocator` reference.](*RS_MANI_00039*)

3.3.3.5 Array Data Type

[TPS_MANI_03169]{DRAFT} `CppImplementationDataType` with fixed size array semantics [A `CppImplementationDataType` of category `ARRAY` represents a container data type that encapsulates fixed size arrays.](*RS_MANI_00039*)

[TPS_MANI_03170]{DRAFT} **CppImplementationDataType** of category **ARRAY** [For a C++ binding, a **CppImplementationDataType** of category **ARRAY** can be implemented as

- an `ara::core::Array` if `StdCppImplementationDataType` subclass is used for modeling or as
- an array type in a custom namespace (e.g. `my::array`) if `CustomCppImplementationDataType` subclass is used (provided that the type in the custom namespace can be configured with the available modeling capabilities).

](*RS_MANI_00039*)

[TPS_MANI_03171]{DRAFT} **Value type** of a **CppImplementationDataType** of category **ARRAY** [The type of elements contained in a **CppImplementationDataType** of category **ARRAY** is defined by the aggregated `templateArgument` and the corresponding `templateType` that defines the data type of the `CppTemplateArgument`.](*RS_MANI_00039*)

[constr_3433]{DRAFT} **Aggregation of templateArguments** for an **ARRAY** [**CppImplementationDataType** of category **ARRAY** that boils down to `ara::core::Array` shall aggregate exactly one `templateArgument` that defines the type of elements contained in the **CppImplementationDataType** of category **ARRAY**.]()

[TPS_MANI_03172]{DRAFT} **Size of a CppImplementationDataType** of category **ARRAY** [The primitive attribute `arraySize` of a **CppImplementationDataType** of category **ARRAY** shall be used to define the size of the array.](*RS_MANI_00039*)

Figure 3.9 shows an example of an one-dimensional array of `uint16` elements with `arraySize = 5`.

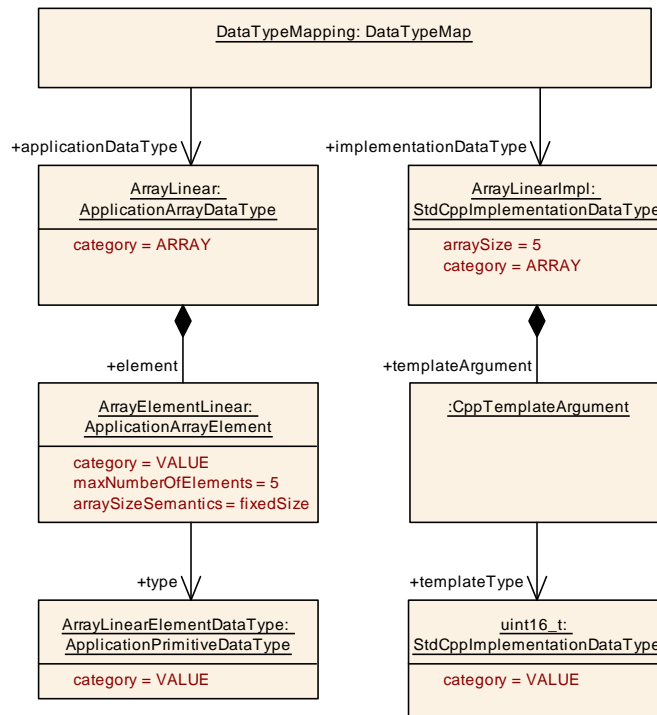


Figure 3.9: Example of the model of a one-dimensional array

[TPS_MANI_03173]{DRAFT} **Definition of a multidimensional Array** [A multidimensional `CppImplementationDataType` of category `ARRAY` contains nested `CppImplementationDataTypes` of category `ARRAY`.

The `CppImplementationDataType` of category `ARRAY` that represents the outer array will refer to a `CppImplementationDataType` of category `ARRAY` that represents the inner array via the aggregated `templateArgument`. Such a definition describes a two-dimensional Array; consequently a type with more dimensions is described by just nesting more `CppImplementationDataTypes` of category `ARRAY`.

The array element itself is specified by the innermost `CppImplementationDataType` with category different from `ARRAY`. |(RS_MANI_00039)

Figure 3.10 shows an example of a multidimensional array where a `CppImplementationDataType` of category `ARRAY` with `arraySize = 5` has a `templateArgument` that points to the inner `CppImplementationDataType` of category `ARRAY` in the role `templateType`.

The inner `CppImplementationDataType` has a `templateArgument` that finally points with the `templateType` reference to a primitive type.

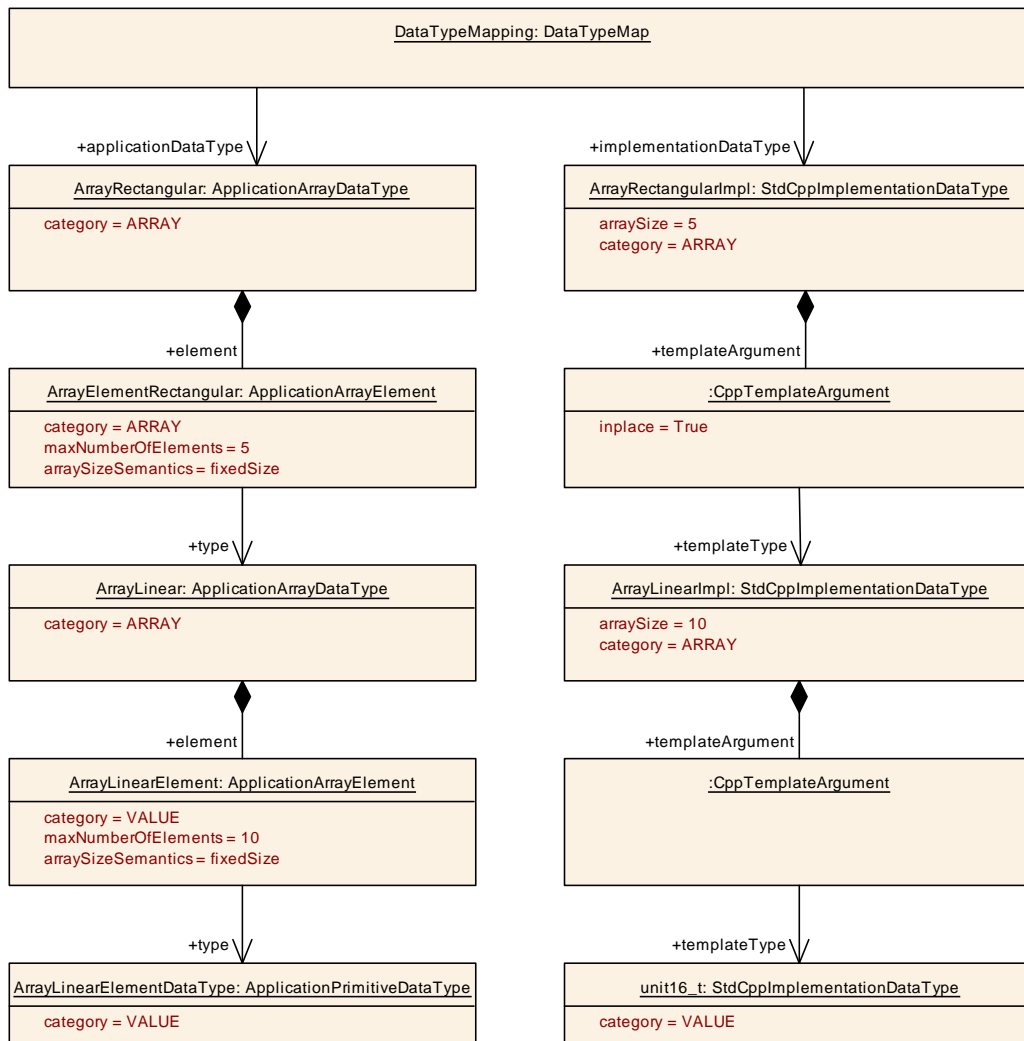


Figure 3.10: Example of the model of a multidimensional array

Such a model will result in the following C++ code since the `CppTemplateArgument.inplace` flag is set to true for the outer array:

```
1 using ArrayRectangularImpl = ara::core::Array<ara::core::Array<uint16_t,
    10>, 5>;
```

3.3.3.6 Vector Data Type

[TPS_MANI_03174]{DRAFT} CplusplusImplementationDataType with variable size array semantics [A `CplusplusImplementationDataType` of category `VECTOR` represents a container data type that encapsulates variable size arrays.] (*RS_MANI_00039*)

[TPS_MANI_03175]{DRAFT} CplusplusImplementationDataType of category VECTOR [For a C++ binding, a `CplusplusImplementationDataType` of category `VECTOR` can be implemented as

- an `ara::core::Vector` if `StdCppImplementationDataType` subclass is used or as
- a vector type in a custom namespace (e.g. `my::vector`) if `CustomCppImplementationDataType` subclass is used (provided that the type in the custom namespace can be configured with the available modeling capabilities).

]([RS_MANI_00039](#))

[TPS_MANI_03176]{DRAFT} Value type of a `CppImplementationDataType` of category `VECTOR` [The type of elements contained in a `CppImplementationDataType` of category `VECTOR` is defined by the aggregated `templateArgument` and the corresponding `templateType` that defines the data type of the `CppTemplateArgument`.]([RS_MANI_00039](#))C

[constr_3434]{DRAFT} Aggregation of `templateArguments` for a `VECTOR` [`CppImplementationDataType` of category `VECTOR` that boils down to `ara::core::Vector` shall aggregate

- one `templateArgument` that defines the type of elements contained in the `CppImplementationDataType` of category `VECTOR` with the `templateType` reference.
- optionally one additional `templateArgument` that defines the `Allocator` with the `allocator` reference.

]()

[TPS_MANI_03186]{DRAFT} Usage of `arraySize` in case of a `Vector` [If the `CppImplementationDataType` of category `VECTOR` aggregates a `templateArgument` that defines the `Allocator` with the `allocator` reference then the attribute `arraySize` that defines the maximum size of the vector is allowed to be used.]([RS_MANI_00039](#))

Figure 3.11 shows an example of an one-dimensional vector of `uint16` elements.

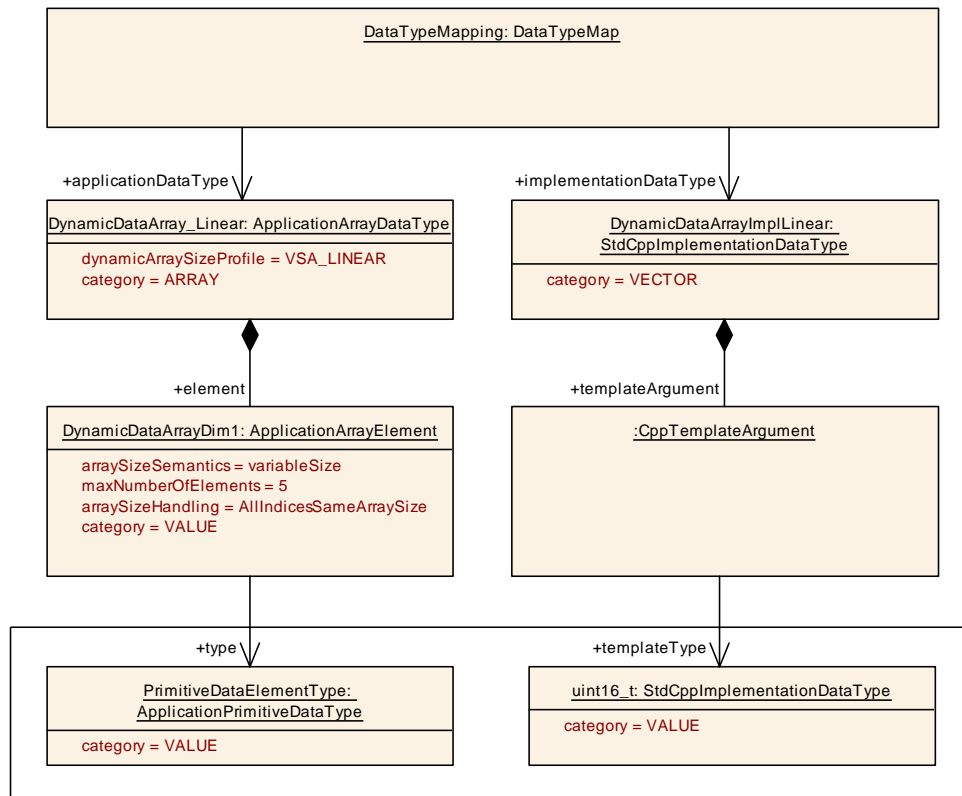


Figure 3.11: Example of the model of a one-dimensional vector

[TPS_MANI_03177]{DRAFT} Definition of a multidimensional Vector [A multidimensional `CppImplementationDataType` of category `VECTOR` contains nested `CppImplementationDataTypes` of category `VECTOR`.

The `CppImplementationDataType` of category `VECTOR` that represents the outer vector will refer to a `CppImplementationDataType` of category `VECTOR` that represents the inner vector via the aggregated `templateArgument`.

Such a definition describes a two-dimensional Vector; consequently a type with more dimensions is described by just nesting more `CppImplementationDataTypes` of category `VECTOR`.

The vector element itself is specified by the innermost `CppImplementationDataType` with category different from `VECTOR`.] (*RS_MANI_00039*)

Figure 3.12 shows an example of a multidimensional vector where a `CppImplementationDataType` of category `VECTOR` has a `templateArgument` that points to the inner `CppImplementationDataType` of category `VECTOR` in the role `templateType`. The inner `CppImplementationDataType` has a `templateArgument` that finally points with the `templateType` reference to a primitive type.

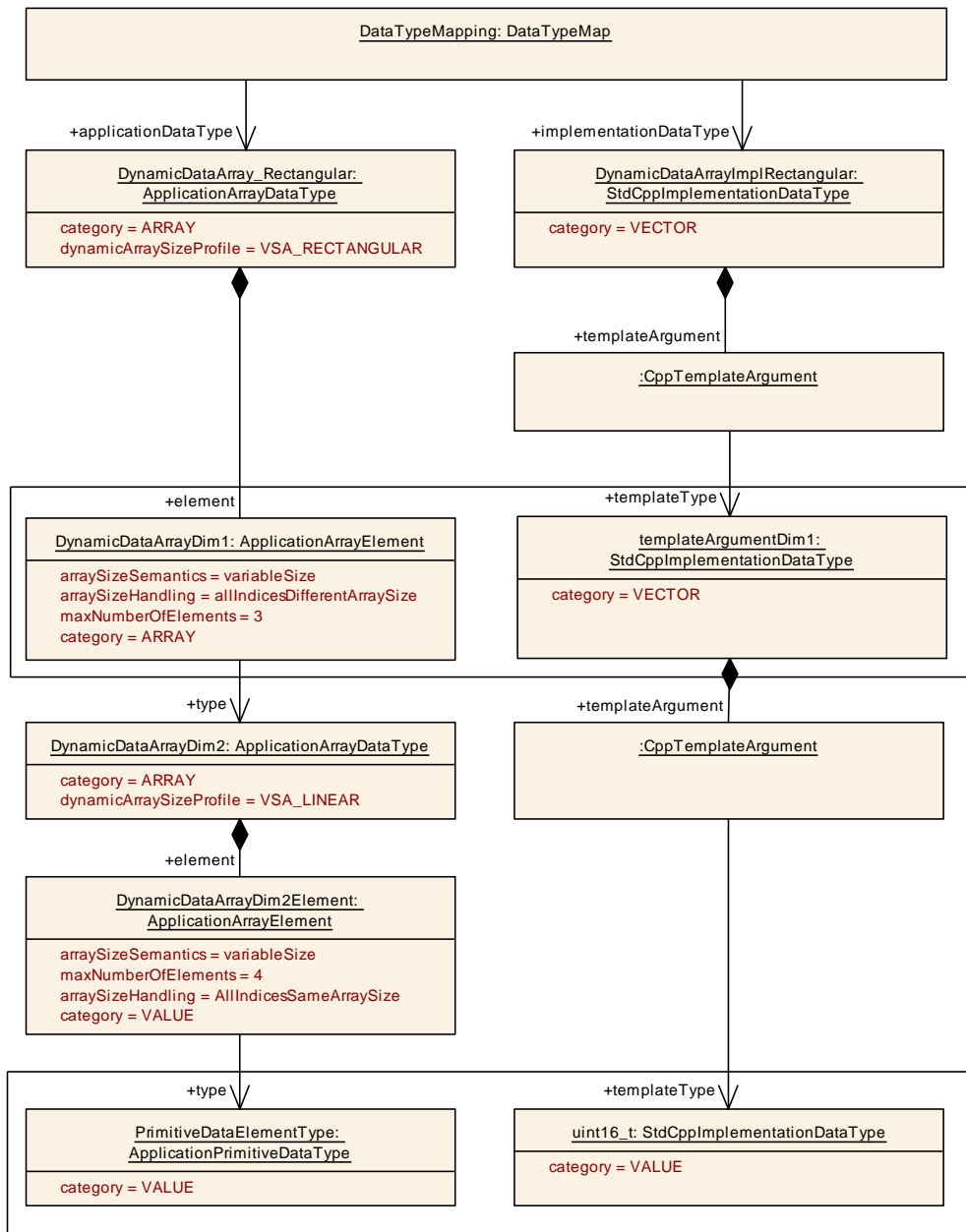


Figure 3.12: Example of the model of a multidimensional vector

Such a model will result in the following C++ code since the `CppTemplateArgument.inplace` flag is not set for the inner vector:

```

1 using templateArgumentDim1 = ara::core::Vector<uint16_t>;
2 using DynamicDataArrayImplRectangular = ara::core::Vector<
    templateArgumentDim1>;

```

Please note that the meta-model supports the creation of a reference to a specific element (identified by means of the `index`) of a `CppImplementationDataType` of category `VECTOR`.

However, this may lead to a problem at run-time if the specific element does not exist at the respective point in time. Any software using such data types needs to be prepared for the potential non-existence of vector elements.

Alternatively, it could be an option to simply avoid a situation where an element of a `CppImplementationDataType` of category `VECTOR` becomes the target of a reference in the model.

3.3.3.7 Struct Data Type

[TPS_MANI_03180]{DRAFT} Definition of Structures [A `StdCppImplementationDataType` of category `STRUCTURE` represents a data type for holding an ordered collection of variables of arbitrary data types.]([RS_MANI_00039](#))

[TPS_MANI_03181]{DRAFT} Definition of members in StdCppImplementationDataType of category STRUCTURE [Members in a `StdCppImplementationDataType` of category `STRUCTURE` are defined by ordered `CppImplementationDataTypeElements` that are aggregated in the role `subElement` by the enclosing `StdCppImplementationDataType` of category `STRUCTURE`.

The name of each member is defined by the `shortName` of the `CppImplementationDataTypeElement`.

The type of each member is defined by the `typeReference` to a `CppImplementationDataType`.]([RS_MANI_00039](#))

Please note that the `inplace` flag that is able to classify a `CppImplementationDataTypeElement.typeReference` is documented in [\[TPS_MANI_03196\]](#).

The example depicted in Figure 3.13 shows the definition of a Structure, called `MyStruct`, that has two members. The `typeReference` of the `subElements` with the `shortName` `ArrayElement` is classified with `inplace = True` and the following struct declaration is generated out of the model:

```
1 struct MyStruct {
2     ara::core::uint8_t PrimitiveElement;
3     ara::core::Array<uint8_t,5> ArrayElement;
4 };
```

In case that the `inplace` attribute in the `typeReference` to the array is set to `False` the model results in a using-declaration of `ArrayDataType` that is defined outside of `MyStruct`.

```
1 using ArrayDataType = ara::core::Array<uint8_t,5>;
2
3 struct MyStruct {
4     std::uint8_t PrimitiveElement;
5     ArrayDataType ArrayElement;
6 };
```

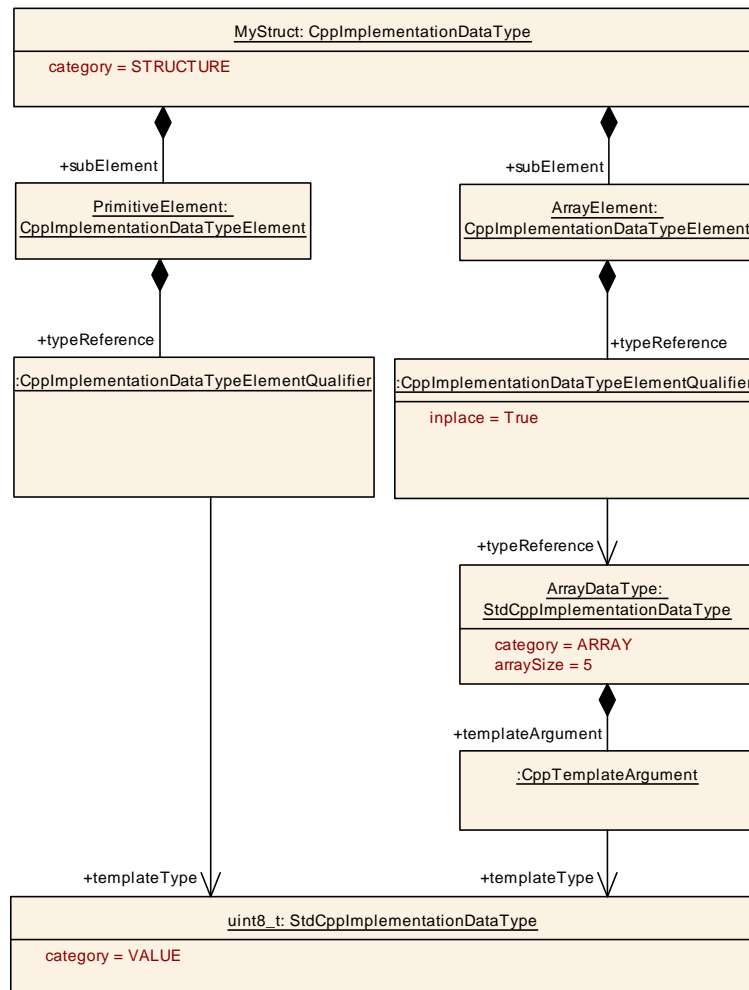


Figure 3.13: Example of the model of a Struct

3.3.3.8 Enumeration Data Type

[TPS_MANI_03187]{DRAFT} **Definition of enumeration types** [In the AUTOSAR meta-model, an enumeration is not implemented by means of a `CppImplementationDataType` with an own `category`.

Instead, a discrete set of integer numbers can be used as a structural description for a single fundamental `CppImplementationDataType` of `category` `TYPE_REFERENCE` that boils down to a `CppImplementationDataType` of `category` `VALUE`.

The mapping of the integer numbers to labels in the scope of the definition of an enumeration is considered part of the semantical definition via an attached `CompuMethod` with `category` `TEXTTABLE` rather than part of the structural description.]
(RS_MANI_00039)

The rules for the usage of a `CompuMethod` with `category` `TEXTTABLE` are the same as in the AUTOSAR Classic Platform and are described in the Software Component Template [1].

To summarize, an enumeration value in the `CompuMethod` with `category` `TEXTTABLE` can be provided as a text value in the `vt` of the `CompuConst`, in the `shortLabel` or `symbol` of the applicable `CompuScale` of the `CompuMethod`.

Each `CompuScale` shall be defined as `compuInternalToPhys` computation in the `CompuMethod` and shall contain an `upperLimit` and `lowerLimit`.

The following example illustrates how an enumeration is specified using a `CompuMethod`.

Listing 3.2: example for enumeration

```
<COMPU-METHOD>
  <SHORT-NAME>cylinders</SHORT-NAME>
  <CATEGORY>TEXTTABLE</CATEGORY>
  <COMPU-INTERNAL-TO-PHYS>
    <COMPU-SCALES>
      <COMPU-SCALE>
        <LOWER-LIMIT INTERVAL-TYPE="CLOSED">0</LOWER-LIMIT>
        <UPPER-LIMIT INTERVAL-TYPE="CLOSED">0</UPPER-LIMIT>
        <COMPU-CONST>
          <VT>Cylinder1</VT>
        </COMPU-CONST>
      </COMPU-SCALE>
      <COMPU-SCALE>
        <LOWER-LIMIT INTERVAL-TYPE="CLOSED">1</LOWER-LIMIT>
        <UPPER-LIMIT INTERVAL-TYPE="CLOSED">1</UPPER-LIMIT>
        <COMPU-CONST>
          <VT>Cylinder2</VT>
        </COMPU-CONST>
      </COMPU-SCALE>
      <COMPU-SCALE>
        <LOWER-LIMIT INTERVAL-TYPE="CLOSED">2</LOWER-LIMIT>
        <UPPER-LIMIT INTERVAL-TYPE="CLOSED">2</UPPER-LIMIT>
        <COMPU-CONST>
          <VT>Cylinder3</VT>
        </COMPU-CONST>
      </COMPU-SCALE>
      <COMPU-SCALE>
        <LOWER-LIMIT INTERVAL-TYPE="CLOSED">3</LOWER-LIMIT>
        <UPPER-LIMIT INTERVAL-TYPE="CLOSED">3</UPPER-LIMIT>
        <COMPU-CONST>
          <VT>Cylinder4</VT>
        </COMPU-CONST>
      </COMPU-SCALE>
    </COMPU-SCALES>
  </COMPU-INTERNAL-TO-PHYS>
</COMPU-METHOD>
```

3.3.3.9 Map Data Type

[TPS_MANI_03183]{DRAFT} **CppImplementationDataType of category ASSOCIATIVE_MAP** [A `CppImplementationDataType` of category `ASSOCIATIVE_MAP` represents a container that contains key-value pairs with unique keys.]
(RS_MANI_00039)

[TPS_MANI_03184]{DRAFT} **CppImplementationDataType of category ASSOCIATIVE_MAP** [For a C++ binding, a `CppImplementationDataType` of category `ASSOCIATIVE_MAP` can be implemented as

- an `ara::core::Map` if `StdCppImplementationDataType` subclass is used or as
- a map type in a custom namespace (e.g. `my::map`) if `CustomCppImplementationDataType` subclass is used (provided that the type in the custom namespace can be configured with the available modeling capabilities).

](RS_MANI_00039)

[TPS_MANI_03185]{DRAFT} **Structure of a CppImplementationDataType of category ASSOCIATIVE_MAP** [A `CppImplementationDataType` of category `ASSOCIATIVE_MAP` that boils down to a `ara::core::Map` shall aggregate the following `CppTemplateArguments`:

- the **first** `CppTemplateArgument` shall refer to a `CppImplementationDataType` with the `templateType` reference.

This `CppTemplateArgument` represents the role that corresponds to `ApplicationAssocMapDataType.key` and defines the respective data type details.

- the **second** `CppTemplateArgument` shall refer a `CppImplementationDataType` with the `templateType` reference.

This `CppTemplateArgument` represents the role that corresponds to `ApplicationAssocMapDataType.value` and defines the respective data type details.

- the optional **third** `CppTemplateArgument` shall refer to an `Allocator` with the `allocator` reference.

](RS_MANI_00039)

The example depicted in Figure 3.14 shows the definition of a `ASSOCIATIVE_MAP` that has two `CppTemplateArguments`, one for the key and one for the value.

Please note that the `CppTemplateArguments` of a `CppImplementationDataType` are ordered in ARXML and this order is not visible in the object diagram.

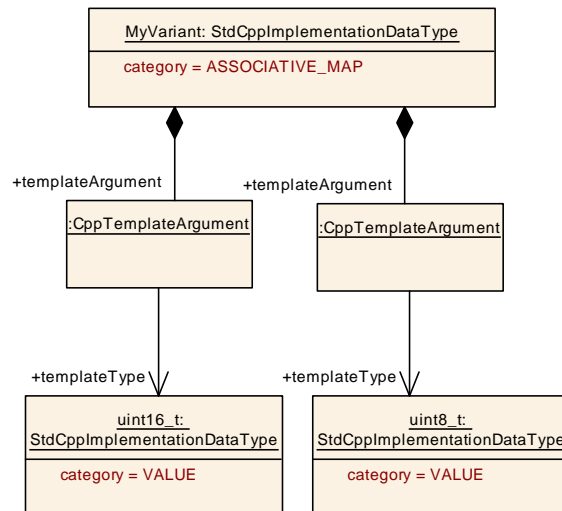


Figure 3.14: Example of the model of an **ASSOCIATIVE_MAP**

3.3.3.10 Variant Data Type

[TPS_MANI_03189]{DRAFT} **Definition of CppImplementationDataType of category VARIANT** [A CppImplementationDataType of category VARIANT represents a type safe union.](RS_MANI_00039)

[TPS_MANI_03190]{DRAFT} **CppImplementationDataType of category VARIANT** [For a C++ binding, a CppImplementationDataType of category VARIANT can be implemented as

- an `ara::core::Variant` if `StdCppImplementationDataType` subclass is used or as
- a variant type in a custom namespace (e.g. `my::variant`) if `CustomCppImplementationDataType` subclass is used (provided that the type in the custom namespace can be configured with the available modeling capabilities).

](RS_MANI_00039)

[TPS_MANI_03191]{DRAFT} **Definition of type alternatives stored in a VARIANT** [A type alternative that is stored in a CppImplementationDataType of category VARIANT is defined by the aggregated `templateArgument` and the corresponding `templateType` that defines the data type of the CppTemplateArgument.](RS_MANI_00039)

[constr_3429]{DRAFT} **No allocator usage for CppImplementationDataTypes of category VARIANT** [CppImplementationDataType of category VARIANT is not allowed to aggregate a `templateArgument` that points to an `Allocator` in the role `allocator`.]()

The example depicted in Figure 3.15 shows the definition of a **VARIANT** that has two `CppTemplateArguments`. Each one represents one alternative type. Please note

that the `CppTemplateArguments` of a `CppImplementationDataType` are ordered in ARXML and this order is not visible in the object diagram.

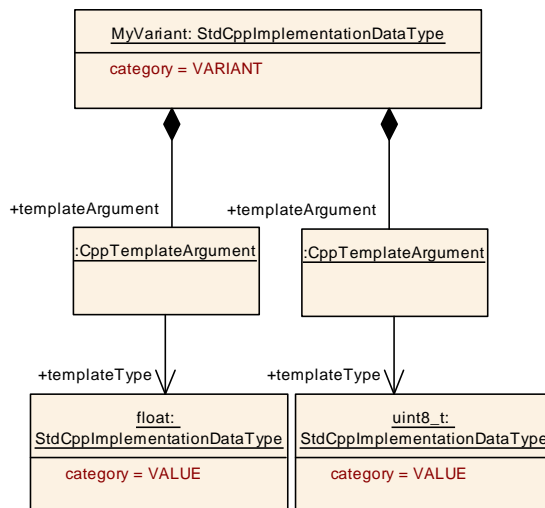


Figure 3.15: Example of the model of an **VARIANT**

3.3.3.11 Bitfield Data Type

[TPS_MANI_03202]{DRAFT} Definition of bitfield types [In the AUTOSAR meta-model, a bitfield is not implemented by means of a `CppImplementationDataType` with an own category.

A bitfield is defined in the context of a primitive `StdCppImplementationDataType` of category `TYPE_REFERENCE` that boils down to a `StdCppImplementationDataType` of category `VALUE`.

A `CompuMethod` of category `BITFIELD_TEXTTABLE` is used to assign a special meaning to each bit of the primitive `StdCppImplementationDataType`.]
 (RS_MANI_00039)

`CompuScales` with a `mask` inside of the `CompuMethod` of category `BITFIELD_TEXTTABLE` are defining isolated parts that can be independent from each other with respect to the semantics of the data that match the mask.

The rules for the usage of a `CompuMethod` with category `BITFIELD_TEXTTABLE` are the same as in the AUTOSAR Classic Platform and are described in the Software Component Template [1].

3.3.4 Compatibility of `ApplicationDataType` and `CppImplementationDataType`

The usage of `ApplicationDataTypes` implies that also a corresponding `CppImplementationDataType` exists at a certain point in time. The usage of `CppImplementationDataTypes` in a `ServiceInterface` is required as the basis for generating the `ara::com` proxies and skeletons and as basis for the serialization of the payload in the network binding.

[TPS_MANI_03223]{DRAFT} Existence of `CppImplementationDataType` [The existence of `CppImplementationDataTypes` is **not** required until the methodology step of generating the Service header files for a `ServiceInterface`. Before arriving at this step in the methodology, it is perfectly feasible to use only `ApplicationDataTypes` for describing the semantics of `ServiceInterfaces`.]
(RS_MANI_00003)

As a consequence, it is necessary to define compatibility rules that unambiguously clarify the conformance of an `ApplicationDataType` with a `CppImplementationDataType` and vice versa.

Several rules depend on the `category` of the data types:

1. As a general rule, if a `CppImplementationDataType` of `category TYPE_REFERENCE` is targeted by a type mapping all the rules given below apply to the `CppImplementationDataType` which is finally valid after resolving all such references.

This is not repeated in all rules. For example, if the document states that a given `ApplicationDataType` can be mapped to a `CppImplementationDataType` of `category VALUE` this shall include the possibility of mapping to a `CppImplementationDataType` of `category TYPE_REFERENCE` which refers to another `CppImplementationDataType` of `category VALUE`.

2. **[constr_5033]{DRAFT} Compatibility of data types with `category VALUE`** [An `ApplicationDataType` of `category VALUE` can only be mapped to a `CppImplementationDataType` which also has `category VALUE`.]()

In this case, the C++ data type resulting from the `CppImplementationDataType` shall be able to express all the numerical values required by the `ApplicationDataType`.

This condition is fulfilled if the numerical range which can be expressed by the C++ data type at least covers the range defined by the limits in `ApplicationDataType.swDataDefProps.dataConstr` (which are either internal limits or physical limits to be converted via the `CompuMethod` which also has to be provided by the `ApplicationDataType`).

The condition is also fulfilled if the C++ data type covers the range defined in the `CompuMethod` for an enumeration.

3. **[constr_5034]{DRAFT} Compatibility of data types with category BOOLEAN** [An `ApplicationDataType` of category `BOOLEAN` can only be mapped to a `CppImplementationDataType` of category `VALUE`.]()
4. **[constr_5035]{DRAFT} Compatibility of data types with category STRING** [An `ApplicationDataType` of category `STRING` can only be mapped to a `CppImplementationDataType` of category `STRING`.]()
5. **[constr_5036]{DRAFT} Compatibility of data types with category ARRAY** [An `ApplicationDataType` of category `ARRAY` can only be mapped to
 - a `CppImplementationDataType` of category `ARRAY` or
 - a `CppImplementationDataType` of category `VECTOR`.]()

In this case, the array size and the type of the array elements of the `CppImplementationDataType` shall be such that they can be mapped/transferred 1:1 by order to the corresponding application data and vice versa.

6. **[constr_5037]{DRAFT} Compatibility of data types with category ARRAY with variableSize** [An `ApplicationDataType` of category `ARRAY` that includes one `ApplicationArrayElement` with `arraySizeSemantics` set to `variableSize` in one of the defined dimensions shall be mapped to
 - a `CppImplementationDataType` of category `VECTOR`]()
7. **[constr_5038]{DRAFT} Compatibility of data types with category ARRAY with fixedSize** [An `ApplicationDataType` of category `ARRAY` that includes only `ApplicationArrayElements` with `arraySizeSemantics` set to `fixedSize` in all defined dimensions shall be mapped to
 - a `CppImplementationDataType` of category `ARRAY`]()

8. **[constr_5039]{DRAFT} Compatibility of data types with category STRUCTURE** [An `ApplicationDataType` of category `STRUCTURE` can only be mapped to a `CppImplementationDataType` of category `STRUCTURE`.]()

This means, that the corresponding pairs of elements shall also have compatible types.

9. **[constr_5040]{DRAFT} Compatibility of ApplicationRecordDataType and CppImplementationDataType that both represent an Optional Element Structure** [An `ApplicationRecordDataType` that represents an `Optional Element Structure` can only be mapped to a `CppImplementationDataType` of category `STRUCTURE` that represents an `Optional Element Structure` if corresponding pairs of elements have the same value of the attribute `isOptional`.]()

10. **[constr_5041]{DRAFT} Compatibility of data types with category ASSOCIATIVE_MAP** [An `ApplicationDataType` of category `ASSOCIATIVE_MAP` can only be mapped to a `CppImplementationDataType` of category `ASSOCIATIVE_MAP`.]()
11. **[constr_5042]{DRAFT} No data type mapping for CppImplementationDataType of category VARIANT** [An `ApplicationDataType` shall never be mapped to a `CppImplementationDataType` of category `VARIANT`.]()
12. **[constr_5043]{DRAFT} Forbidden mappings to CppImplementationDataType** [An `ApplicationDataType` of category `COM_AXIS`, `RES_AXIS`, `CURVE`, `MAP`, `CUBOID`, `CUBE_4`, `CUBE_5` is not supported by the Adaptive Platform and can therefore not be mapped to a `CppImplementationDataType`.]()

Please note that the categories listed in [\[constr_5043\]](#) are not supported because there is no use case for the usage in Adaptive Platform.

On the AUTOSAR classic Platform, elements of a composite data type are not required to be considered in a `DataTypeMap`. This regulation is motivated by the fact that an element of a composite data type on the AUTOSAR classic Platform does not necessarily have a reference to an `ImplementationDataType`.

On the AUTOSAR adaptive Platform the situation is different. The `CppImplementationDataTypeElement` always requires a reference to a formalized `CppImplementationDataType`.

Since the processing of the data type definition becomes much easier if all the relevant data types are mentioned in a `DataTypeMap` the existence of [\[constr_5044\]](#) is motivated.

[constr_5044]{DRAFT} `DataTypeMap` for composite data types [In the context of a given `ServiceInterface`, all pairs of `ApplicationDataType` and `CppImplementationDataType` used in the context of the definition of an `ApplicationCompositeDataType` used in the context of an `event`, `field`, `method` shall be described in a `DataTypeMap` that is contained in one of the `DataTypeMappingSets` that are referenced in a `PortInterfaceToDataTypeMapping` that also references the mentioned `ServiceInterface`.]()

3.4 Service Interface

3.4.1 Overview

[TPS_MANI_01001]{DRAFT} Meaning of `ServiceInterface` [Meta-class `ServiceInterface` inherits from `PortInterface` and allows for a heterogeneous aggregation of elements, i.e. it is possible to mix

- aggregation of `VariableDataPrototype` in the role `event` with

- aggregation of meta-class `Field` in the role `field` with
- aggregation of `ClientServerOperation` in the role `method`

within the same `ServiceInterface`.](RS_MANI_00003)

The purpose of this modeling is to embrace the concept of service-oriented communication [3] and better support this paradigm for communication on the *AUTOSAR adaptive platform*.

Please note that, in terms of semantics, the `ApApplicationError` represents sort of a second-class citizen (that only makes sense in the presence of `ClientServerOperation` in the role `method`) in the scope of the `ServiceInterface`.

More information can be found in section 3.4.7.

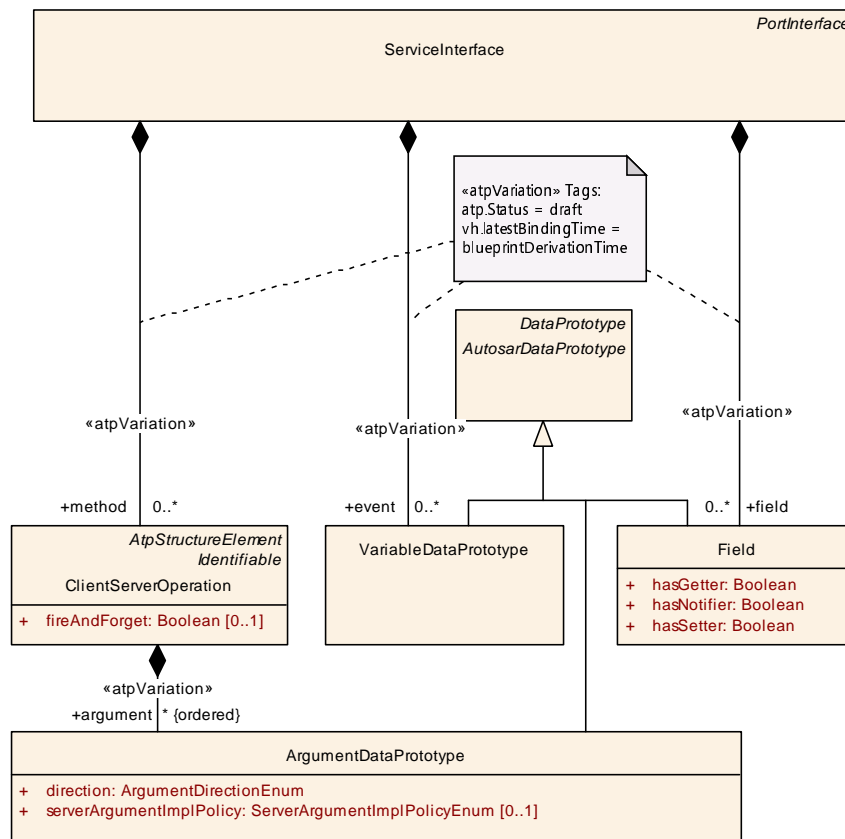


Figure 3.16: Modeling of the `ServiceInterface`

[constr_1483]{DRAFT} Applicability of a `ServiceInterface` [The applicability of a `ServiceInterface` shall be limited to the *AUTOSAR adaptive platform*, i.e. a `ServiceInterface` shall only be taken to type a `PortPrototype` if the latter is aggregated by an `AdaptiveApplicationSwComponentType` or by a `CompositionSwComponentType` defined in the context of an `Executable`.]()

Please note that on the *AUTOSAR adaptive platform* there are use-cases for the utilization of a `ServiceInterface` **without** the existence of a corresponding `PortPrototype`. For more explanation, please refer to [TPS_MANI_01032].

Class	ServiceInterface			
Package	M2::AUTOSARTemplates::AdaptivePlatform::ApplicationDesign::PortInterface			
Note	<p>This represents the ability to define a PortInterface that consists of a heterogeneous collection of methods, events and fields.</p> <p>Tags: atp.Status=draft atp.recommendedPackage=ServiceInterfaces</p>			
Base	ARElement , ARObject , AtpBlueprint , AtpBlueprintable , AtpClassifier , AtpType , CollectableElement , Identifiable , MultilanguageReferrable , PackageableElement , PortInterface , Referrable			
Attribute	Type	Mul.	Kind	Note
event	VariableDataPrototype	*	aggr	<p>This represents the collection of events defined in the context of a ServiceInterface.</p> <p>Stereotypes: atpVariation Tags: atp.Status=draft vh.latestBindingTime=blueprintDerivationTime</p>
field	Field	*	aggr	<p>This represents the collection of fields defined in the context of a ServiceInterface.</p> <p>Stereotypes: atpVariation Tags: atp.Status=draft vh.latestBindingTime=blueprintDerivationTime</p>
method	ClientServerOperation	*	aggr	<p>This represents the collection of methods defined in the context of a ServiceInterface.</p> <p>Stereotypes: atpVariation Tags: atp.Status=draft vh.latestBindingTime=blueprintDerivationTime</p>

Table 3.21: ServiceInterface

[TPS_MANI_01007]{DRAFT} Atomic unit of service discovery [As far as the application level is concerned, the atomic unit for **service discovery** on the *AUTOSAR adaptive platform* is the [ServiceInterface](#).]([RS_MANI_00003](#))

Please note that there is no obligation to have any [method](#), [event](#), or [field](#) defined in the context of a given [ServiceInterface](#). In other words, the existence of a [ServiceInterface](#) by itself represents a valid semantics that has a value on its own.

For example, a use case could exist where a given service instance that corresponds to such a [ServiceInterface](#) is offered with the mere intention to signal that the ECU that provides the service instance is becoming ready for something, e.g. being diagnosed.

A tester could then take the existence of the offer as an indication to initiate a connection to the respective ECU.

3.4.2 Event

[TPS_MANI_01033]{DRAFT} Semantics of [ServiceInterface.event](#) [An [event](#) represents an update to a piece of data. The server decides when to send this update and makes sure that the [event](#) has full control over the value.

The occurrence of an `event` is transmitted from a server to one or more client(s).]
([RS_MANI_00003](#))

[[constr_1494](#)]{DRAFT} **Initial value for `event`** [An `ServiceInterface.event` shall **not** have an `initValue`.]()

For the client, the only way to get access to the value of an `event` is to receive an update of the `event` from the server.

As mentioned in [[constr_1494](#)], the Server always has full control over the value of the `event` and when it is sent to clients. Therefore, the definition of an `initValue` is not necessary.

Class	VariableDataPrototype			
Package	M2::AUTOSARTemplates::SWComponentTemplate::Datatype::DataPrototypes			
Note	A VariableDataPrototype is used to contain values in an ECU application. This means that most likely a VariableDataPrototype allocates "static" memory on the ECU. In some cases optimization strategies might lead to a situation where the memory allocation can be avoided. In particular, the value of a VariableDataPrototype is likely to change as the ECU on which it is used executes.			
Base	<i>ARObject, AtpFeature, AtpPrototype, AutosarDataPrototype, DataPrototype, Identifiable, Multilanguage Referrable, Referrable</i>			
Attribute	Type	Mul.	Kind	Note
initValue	ValueSpecification	0..1	aggr	Specifies initial value(s) of the VariableDataPrototype

Table 3.22: VariableDataPrototype

3.4.3 Field

[[TPS_MANI_01034](#)]{DRAFT} **Semantics of `ServiceInterface.field`** [A `field` represents a piece of data hosted by a server that exposes to one or more client(s) a get accessor and/or a set mutator.

Clients can optionally receive notifications of changes of the `field`'s value.]
([RS_MANI_00003](#))

In comparison to an `event`, a `field` has a concrete value at any time. This conceptual difference can be explained along the following examples:

Let a traffic-sign detection be an example for the semantics of an `event`. The detection of a traffic-sign represents a discrete event in time that would be raised by the service component any time a speed limit sign is detected.

On the other hand, let a temperature preset of the in-vehicle air-condition be an example for a `field` that has a concrete value at any given time. The concrete value can be set by a client, can be obtained on request of a client, and – at the same time – a change of the temperature preset represents a relevant information by itself.

In summary, this means that if a `field` is defined with `hasNotifier` and a client subscribes to it then the current value of the `field` is sent back immediately to the

subscriber in an event-like notification pattern as soon as the subscription to the field becomes effective.

Additional update notifications will be sent to subscribers whenever the value of the `field` gets updated.

In more technical terms, the `get()` accessor method the current field value can be retrieved by the client. By means of calling the `set()` mutator method the `field` value can be updated by the client.

Please note that all features that a field provides are optional, given a fulfillment of [constr_1673]. In the `ServiceInterface.field` description it is defined whether the `field` supports the on-change-notification (`hasNotifier`), the `get()` accessor (`hasGetter`) or the `set()` mutator (`hasSetter`).

Admittedly, the concept of the `field` is roughly equivalent to an aggregation of an `event` with correlated `get()/set()` methods.

As far as the meta-model is concerned, the fact that a `field` shall have a concrete value at any time demands the **definition of an initial value** for the `field`. This aspect is clarified by [TPS_MANI_03212].

The existence of meta-class `field` as a first class citizen in the `ServiceInterface` expresses in addition to the existence of an individual `event` and individual `methods` that the two defined accessor/mutator methods `get()` and `set()` are applied to the **same data object** and that the defined `field` notifier reports each value change of this data object to subscribers.

In other words, the semantics of meta-class `Field` is fully determined by the attributes `hasGetter`, `hasSetter`, and `hasNotifier`.

Therefore, a `Field` where all of these attributes are set to `False` wouldn't have any useful meaning and shall therefore not exist.

[constr_1673]{DRAFT} Existence of attributes `hasGetter`, `hasSetter`, and `hasNotifier` [For any given `Field`, **at least** one of the attributes

- `hasGetter`
- `hasSetter`
- `hasNotifier`

shall exist.]()

Class	Field			
Package	M2::AUTOSARTemplates::AdaptivePlatform::ApplicationDesign::PortInterface			
Note	This meta-class represents the ability to define a piece of data that can be accessed with read and/or write semantics. It is also possible to generate a notification if the value of the data changes. Tags: atp.Status=draft			
Base	ARObject, AtpFeature, AtpPrototype, AutosarDataPrototype, DataPrototype, Identifiable, Multilanguage Referrable, Referrable			
Attribute	Type	Mul.	Kind	Note
hasGetter	Boolean	1	attr	This attribute controls whether read access is foreseen to this field.
hasNotifier	Boolean	1	attr	This attribute controls whether a notification semantics is foreseen to this field.
hasSetter	Boolean	1	attr	This attribute controls whether write access is foreseen to this field.

Table 3.23: Field

3.4.4 Method

[TPS_MANI_01035]{DRAFT} **Semantics of ServiceInterface.method** [A method represents a function that is executed by and in the scope of a server on request of one or more client(s).](RS_MANI_00003)

Class	ClientServerOperation			
Package	M2::AUTOSARTemplates::SWComponentTemplate::PortInterface			
Note	An operation declared within the scope of a client/server interface.			
Base	ARObject, AtpClassifier, AtpFeature, AtpStructureElement, Identifiable, MultilanguageReferrable, Referrable			
Attribute	Type	Mul.	Kind	Note
argument (ordered)	ArgumentDataPrototype	*	aggr	An argument of this ClientServerOperation Stereotypes: atpVariation Tags: vh.latestBindingTime=blueprintDerivationTime
fireAndForget	Boolean	0..1	attr	This attribute defines whether this method is a fire&forget method (true) or not (false). Tags: atp.Status=draft
possibleApError	ApApplicationError	*	ref	This reference identifies AdaptivePlatformApplication Errors as a possible error raised by the enclosing Client ServerOperation. Tags: atp.Status=draft
possibleApError Set	ApApplicationErrorSet	*	ref	This reference represents the ability to refer to an entire group of ApApplicationErrors as one model element instead of having to refer to all the represented Ap ApplicationErrors separately. Tags: atp.Status=draft

Table 3.24: ClientServerOperation

3.4.4.1 Fire and Forget Method

A so-called “fire & forget” method represents a special form of a `method` dedicated to the sole purpose of conveying information from a client to a server.

There is no expectation that the implementation of the `method` executes any kind of algorithm other than to merely accept the incoming data.

Spun from this angle, the semantics of a “fire & forget” method is comparable to the semantics of an `event`, only reverse.

In other words, the “fire & forget” method conveys the data and the occurrence of the data **from a client to a server**. For comparison, the `event` is used to convey information in combination with the occurrence of the information from **a server to a client**.

The *occurrence* aspect of this statement has the consequence that e.g. the number of “fire & forget” calls can be counted by the implementation of the server and this meta-information could be taken to convey additional semantics on top of the actual data.

[TPS_MANI_01064]{DRAFT} Semantics of attribute `method.fireAndForget` [The activation of the “fire & forget” semantics of a given `method` is achieved by setting the value of attribute `method.fireAndForget` to value `true`.]([RS_MANI_00003](#))

[TPS_MANI_03118]{DRAFT} Semantics of `ServiceInterface.method` with `fireAndForget` set to true [A `method` with `fireAndForget` set to the value `true` represents a void-return-method where the client is not expecting any kind of acknowledge or handshake from the server side.]([RS_MANI_00003](#))

[constr_3374]{DRAFT} `method` with attribute `fireAndForget` set to true shall not have any inout or out arguments [A `method` that has attribute `fireAndForget` set to the value `true` is not allowed to have any `arguments` with `direction` `inout` or `out`.]()

[constr_3375]{DRAFT} `method` with attribute `fireAndForget` set to true shall not reference an `ApApplicationError` [A `method` that has attribute `fireAndForget` set to the value `true` is not allowed to reference an `ApApplicationError` in role `possibleApError`.]()

[TPS_MANI_03119]{DRAFT} Default value for the attribute `fireAndForget` of meta-class `ClientServerOperation` [If the attribute `fireAndForget` is not defined then it shall be assumed that no “fire & forget” semantics is intended.]([RS_MANI_00003](#))

3.4.5 Compatibility of Service Interfaces

This chapter defines `ServiceInterface` compatibility rules on the Application Design level that is independent of the later used transport layer.

Each transport layer mechanism (e.g. SOME/IP) may define its own compatibility rules. Therefore for each individual transport layer an own impact assessment on the compatibility needs to be performed whether the changed service interface has an incompatible representation on this transport layer.

The compatibility depends on the features that are used on the transport layer. For example, in SOME/IP a length field that is put in front of a struct allows that during deserialization unknown elements at the end of an extensible data struct are skipped.

An additional option in SOME/IP is the usage of Data IDs in front of optional struct members. With this approach the receiver can skip unknown members of the struct, i.e. where the Data ID is unknown.

Therefore on the Application Design level all changes of data types shall be handled carefully since only the used transport layer and the used features on the transport layer decide whether the change is compatible or not.

[constr_3387]{DRAFT} Compatibility of `PortPrototypes` of different `ServiceInterfaces` [`PortPrototypes` of different `ServiceInterfaces` are compatible if:

- For each `event` defined in the context of the `ServiceInterface` of the required `PortPrototype` a compatible `event` exists in the `ServiceInterface` of the provided `PortPrototype` according to [constr_3388].
- For each `method` defined in the context of the `ServiceInterface` of the required `PortPrototype` a compatible `method` exists in the `ServiceInterface` of the provided `PortPrototype` according to [constr_3389].
- For each `field` defined in the context of the `ServiceInterface` of the required `PortPrototype` a compatible `field` exists in the `ServiceInterface` of the provided `PortPrototype` according to [constr_3390].

]()

[constr_3388]{DRAFT} Compatibility of `events` [Two `events` are assumed as compatible if the following conditions apply:

- the two `events` have identical `shortNames`.

]()

[constr_3389]{DRAFT} Compatibility of `methods` [Two `methods` are assumed as compatible if the following conditions apply:

- the two `methods` have identical `shortNames`.
- the two `methods` have the same number of `ArgumentDataPrototypes`.

]()

[constr_3390]{DRAFT} Compatibility of `fields` [Two `fields` are assumed as compatible if the following conditions apply:

- the two `fields` have identical `shortNames`.
- if the attribute `hasNotifier` is set to true for the `field` defined in the context of the `ServiceInterface` of the required `PortPrototype` then the `hasNotifier` attribute in the `field` that is defined in the context of the `ServiceInterface` of the provided `PortPrototype` shall be true as well.
- if the attribute `hasGetter` is set to true for the `field` defined in the context of the `ServiceInterface` of the required `PortPrototype` then the `hasGetter` attribute in the `field` that is defined in the context of the `ServiceInterface` of the provided `PortPrototype` shall be true as well.
- if the attribute `hasSetter` is set to true for the `field` defined in the context of the `ServiceInterface` of the required `PortPrototype` then the `hasSetter` attribute in the `field` that is defined in the context of the `ServiceInterface` of the provided `PortPrototype` shall be true as well.

]()

Please note that the constraints [constr_3388], [constr_3389] and [constr_3390] do not make any statements about the compatibility of `AutosarDataTypes` of the `AutosarDataPrototypes`.

Finally the compatibility rules of the used transport layer will decide whether two `ServiceInterfaces` are compatible or not. The constraints defined in this chapter define a basic set of rules that are valid for all supported transport layers.

If one wants to make sure that two `AutosarDataPrototypes` inside of a `ServiceInterface` are compatible then both `AutosarDataPrototypes` shall be typed by an identical `AutosarDataType`.

3.4.5.1 Modeling of `ServiceInterface` versions

With constraint [constr_3387] a `ServiceInterface` can be updated based on the requirements of one or more consumers, which can start using this new `ServiceInterface` immediately.

The other consumers of this service do not need to switch to using the latest version of this `ServiceInterface`, but can continue to use older versions of the `ServiceInterface` they were designed for and tested with.

Using multiple versions of the same `ServiceInterface` supports an independent life cycle of services and allows to change and enhance `ServiceInterfaces` without affection of existing consumers. This chapter describes how different versions of the same `ServiceInterface` can be modeled.

A version of a `ServiceInterface` may be defined for example as `ServiceInterface` with an own `shortName` (e.g. `Service_Version1`, `Service_Version2`) or as

`ServiceInterface` that is located in an own `ARPackage` (e.g. `/Version1/Service`, `/Version2/Service`).

It is also allowed to assign a different `namespace` to the different `ServiceInterface` versions to influence the generated code, e.g. to generate `com::version1::Service` and `com::version2::Service`.

During the `ServiceInterfaceDeployment` the `ServiceInterface` is mapped to a middleware transport layer where the necessary middleware transport layer specific configuration settings are performed, as described in chapter 9.1.

For example it is possible to assign the same SOME/IP `serviceInterfaceId` to different versions of the same `ServiceInterface`, but a different `majorVersion` or `minorVersion`.

This approach takes into account that the compatibility of `ServiceInterfaces` is heavily influenced by the used transport binding.

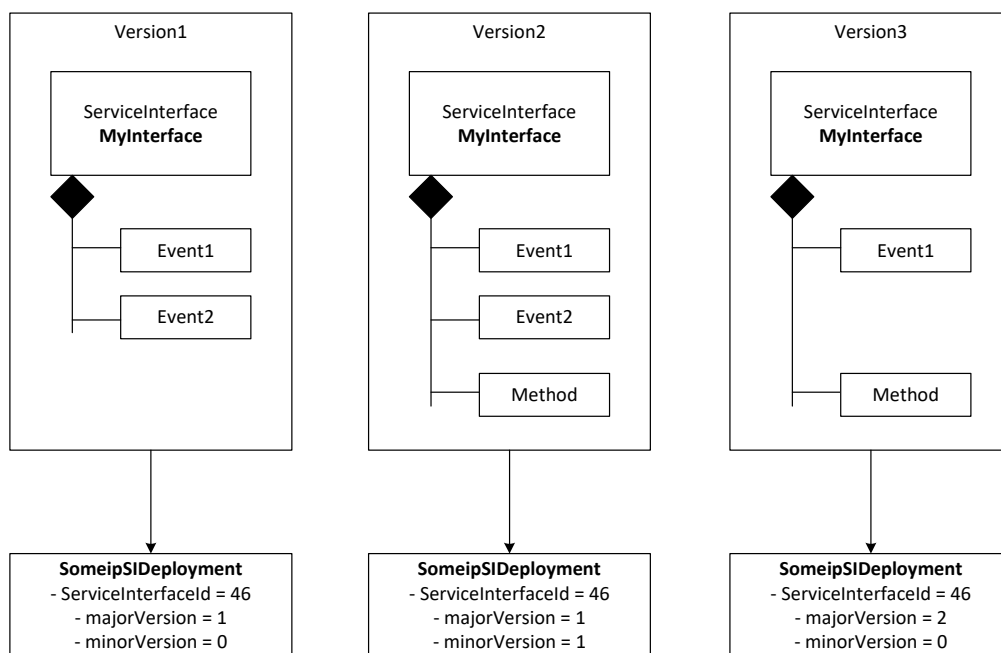


Figure 3.17: Example for different versions of the same `ServiceInterface`

Please note that the compatibility rules for SOME/IP are described in [8].

3.4.6 Namespace

The definition of a `ServiceInterface` has a direct impact on the code of an application on the *AUTOSAR adaptive platform*.

Without going into too much detail at this point, it is necessary to support the definition of a `namespace` in the context of a `ServiceInterface`.

The namespace shall be used to encapsulate source code related to the `ServiceInterface` and thus avoid name clashes with the content of other definitions of `ServiceInterfaces`.

In principle, the definition of the namespace around a concrete `ServiceInterface` could be derived from the structure of `ARPackages` in which the definition of the `ServiceInterface` is contained. However, this approach puts some constraints of the package structure.

The same `ServiceInterface` may be used in different projects that may or may not demand the usage of a specific *different* package structure.

This placement of the same `ServiceInterface` in potentially different package hierarchies would lead to the definition of different namespaces, and thus the necessity to create or generate the code representing the `ServiceInterface` **plus** the code that uses this definition again and again.

One way to overcome this potential issue is to attach a dedicated namespace definition to the definition of the `ServiceInterface` itself.

This approach is documented in Figure 3.18.

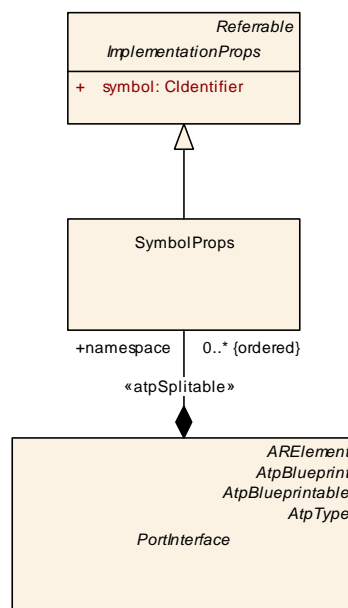


Figure 3.18: Specification of namespaces in `PortInterfaces`

[TPS_MANI_01004]{DRAFT} Semantics of `ServiceInterface.namespace` [The aggregation `ServiceInterface.namespace` shall be used to define the namespace to be used for the source code that corresponds to the given `ServiceInterface`.] ([RS_MANI_00003](#))

[TPS_MANI_01005]{DRAFT} The definition of the namespace of a `ServiceInterface` may follow a hierarchical pattern [The namespace of a `ServiceInterface` may follow a hierarchical pattern, as supported by many modern programming languages.

The separator between the elements of the hierarchical namespace definition depends on the used programming language and is not explicitly defined in the model.

The model only defines the elements of the hierarchical namespace pattern.]
(RS_MANI_00003)

As the consequence of the ability to define a hierarchical namespace, the aggregation `ServiceInterface.namespace` is qualified as being `ordered`.

This means that the order of individual elements to the collection of `namespaces` has a semantical relevance⁵.

[TPS_MANI_01006]{DRAFT} **Ordered definition of `ServiceInterface.namespace`** [In a hierarchical definition of `ServiceInterface.namespace` the order of `namespace` fragments shall be maintained in the translation of the namespace to source code.

In other words, the first `namespace` fragment shall appear first, followed by the second `namespace` fragment, and so on.](RS_MANI_00003)

Listing 3.3: Example for the definition of a namespace for a given `ServiceInterface`

```
<SERVICE-INTERFACE>
  <SHORT-NAME>MyServiceInterface</SHORT-NAME>
  <NAMESPACES>
    <SYMBOL-PROPS>
      <SHORT-NAME>first</SHORT-NAME>
      <SYMBOL>com</SYMBOL>
    </SYMBOL-PROPS>
    <SYMBOL-PROPS>
      <SHORT-NAME>second</SHORT-NAME>
      <SYMBOL>myCompany</SYMBOL>
    </SYMBOL-PROPS>
    <SYMBOL-PROPS>
      <SHORT-NAME>third</SHORT-NAME>
      <SYMBOL>software</SYMBOL>
    </SYMBOL-PROPS>
  </NAMESPACES>
</SERVICE-INTERFACE>
```

Class	<i>PortInterface</i> (abstract)
Package	M2::AUTOSARTemplates::SWComponentTemplate::PortInterface
Note	Abstract base class for an interface that is either provided or required by a port of a software component.
Base	ARElement , ARObject , AtpBlueprint , AtpBlueprintable , AtpClassifier , AtpType , CollectableElement , Identifiable , MultilanguageReferrable , PackageableElement , Referrable
Subclasses	ClientServerInterface , DataInterface , DiagnosticPortInterface , ModeSwitchInterface , PersistencyInterface , PlatformHealthManagementInterface , RestServiceInterface , ServiceInterface , TimeSynchronizationInterface , TriggerInterface



⁵This means that the definition of a namespace `a : b` is semantically different from the definition of a namespace `b : a`.



Class	PortInterface (abstract)			
Attribute	Type	Mul.	Kind	Note
namespace (ordered)	SymbolProps	*	aggr	This represents the SymbolProps used for the definition of a hierarchical namespace applicable for the generation of code artifacts out of the definition of a ServiceInterface. Stereotypes: atpSplitable Tags: atp.Splitkey=shortName atp.Status=draft

Table 3.25: PortInterface

Class	SymbolProps			
Package	M2::AUTOSARTemplates::SWComponentTemplate::Components			
Note	This meta-class represents the ability to contribute a part of a namespace.			
Base	ARObject, ImplementationProps, Referrable			
Attribute	Type	Mul.	Kind	Note
-	-	-	-	-

Table 3.26: SymbolProps

The Listing 3.3 exemplifies the statement made by [TPS_MANI_01006], i.e. the resulting name space in e.g. C++ would look like sketched in Listing 3.4.

```

1 namespace com {
2     namespace myCompany {
3         namespace software {
4
5         }
6     }
7 }
```

Listing 3.4: Resulting namespace for the example ServiceInterface

3.4.7 Error Handling

The modeling of error handling on the *AUTOSAR adaptive platform* slightly differs from the approach implemented on the *AUTOSAR classic platform*.

In particular, the formal representation of an error during the execution of a `method` is done in a global scope, i.e. such a definition can be reused arbitrarily by any `ServiceInterface`.

[TPS_MANI_01190]{DRAFT} **Semantics of ApApplicationError** [Meta-class `ApApplicationError` represents the ability to define the existence of an error during the execution of a `method` independently of the scope of a `ServiceInterface` or `ClientServerOperation`.]()

Class	ApApplicationError			
Package	M2::AUTOSARTemplates::AdaptivePlatform::ApplicationDesign::PortInterface			
Note	<p>This meta-class represents the ability to formally specify the semantics of an application error on the AUTOSAR adaptive platform</p> <p>Tags: atp.Status=draft atp.recommendedPackage=ApplicationErrors</p>			
Base	ARElement , ARObject , CollectableElement , Identifiable , MultilanguageReferrable , PackageableElement , Referrable , UploadablePackageElement			
Attribute	Type	Mul.	Kind	Note
errorCode	Integer	1	attr	This attribute has the ability to specify the error code value within the enclosing AdaptivePlatformApplicationError.
errorDomain	ApApplicationErrorDomain	1	ref	<p>This reference represents the error domain of the Ap ApplicationError.</p> <p>Tags: atp.Status=draft</p>

Table 3.27: ApApplicationError

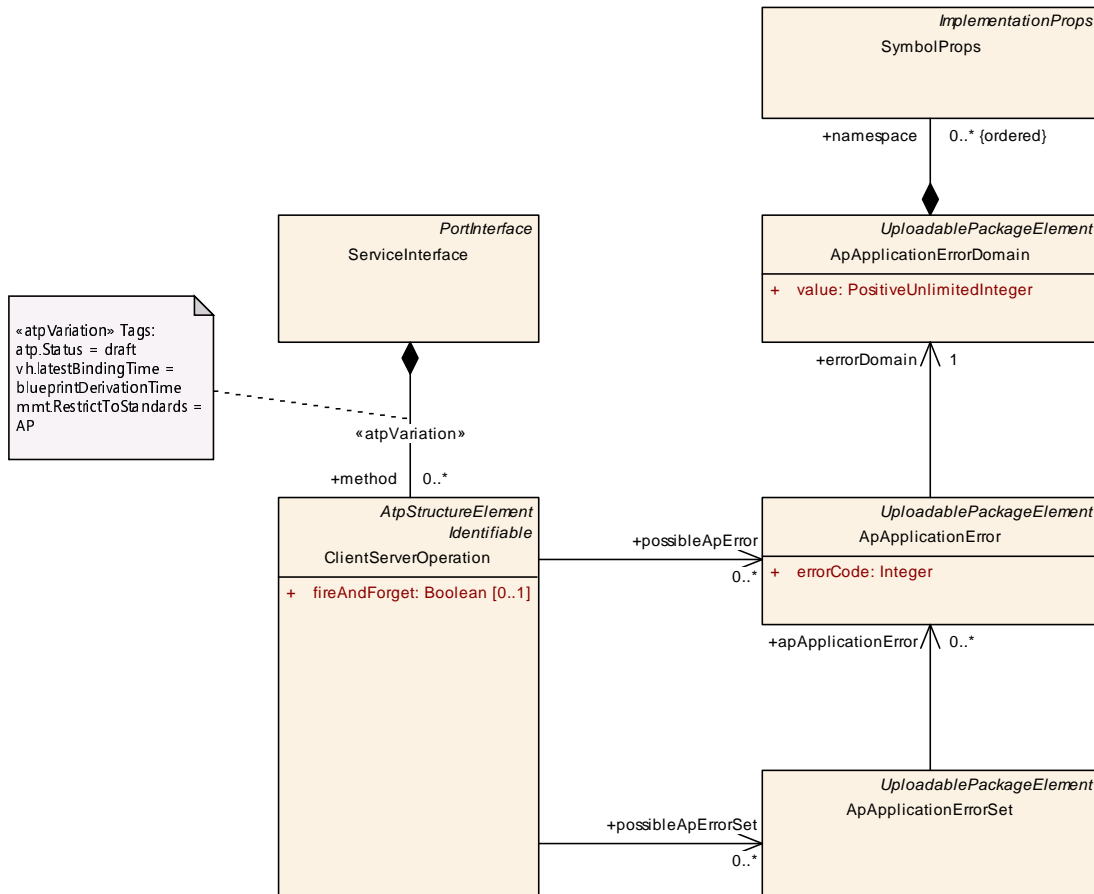


Figure 3.19: Modeling of ApApplicationError on the AUTOSAR adaptive platform

[TPS_MANI_01198]{DRAFT} **Semantics of ApApplicationErrorSet** [Meta-class ApApplicationErrorSet has the ability to group references to ApApplicationError and thus represents a “proxy” to this group of references towards the ClientServerOperation.

The use case for this modeling ability is that some `ClientServerOperations` may have to reference an identical significant number of `ApApplicationErrors`.

Letting each of the `ClientServerOperations` repeat the same set of references to `ApApplicationError` is considered unnecessary and therefore the ability to refer to a group instead of individual references is provided as an alternative.]
([RS_MANI_00026](#))

The decision whether or not an `ApApplicationErrorSet` is defined and referenced from specific `ClientServerOperations` has to be done on an individual basis. AUTOSAR just wants to make this business as straightforward as possible.

Please note that it is also positively possible to mix the usage of `ClientServerOperation.possibleApError` and `ClientServerOperation.possibleApErrorSet`.

Class	ApApplicationErrorSet			
Package	M2::AUTOSARTemplates::AdaptivePlatform::ApplicationDesign::PortInterface			
Note	This meta-class acts as a reference target that represents an entire collection of <code>ApApplicationErrors</code> . This takes the burden from <code>ClientServerOperations</code> that reference a larger number of <code>ApApplicationErrors</code> . Tags: atp.Status=draft atp.recommendedPackage=ApplicationErrorSets			
Base	ARElement , ARObject , CollectableElement , Identifiable , MultilanguageReferrable , PackageableElement , Referrable , UploadablePackageElement			
Attribute	Type	Mul.	Kind	Note
apApplicationError	ApApplicationError	*	ref	This reference represents the collection of <code>ApApplicationError</code> represented by the enclosing <code>ApApplicationErrorSet</code> . Tags: atp.Status=draft

Table 3.28: ApApplicationErrorSet

As `ApApplicationError` is no longer defined within the scope of a `ServiceInterface`, there is no need to define a mapping between two `ApApplicationErrors` by means of a dedicated sub-class of `ServiceInterfaceElementMapping`.

[TPS_MANI_01191]{DRAFT} Modeling of possible errors [A `ClientServerOperation` aggregated by a `ServiceInterface` in the role `method` shall reference

- one or more `ApApplicationError`(s) in the role `possibleApError`
- one or more `ApApplicationErrorSet`(s) in the role `possibleApErrorSet`

to formally specify the existence of possible errors raised by the `ClientServerOperation`.]([RS_MANI_00026](#))

[TPS_MANI_01192]{DRAFT} Semantics of ApApplicationErrorDomain [Meta-class `ApApplicationErrorDomain` shall be used to define a specific error domain that can potentially be standardized by AUTOSAR.

Therefore, the definition of such an error domain is not defined in the scope of the `ApApplicationError` itself. Instead, an `ApApplicationError` identifies the applicable error domain by means of a reference in the role `errorDomain`.

It is possible to attach the definition of a namespace to `ApApplicationErrorDomain` because this information is relevant for the language binding. [\(RS_MANI_00026\)](#)

Class	ApApplicationErrorDomain			
Package	M2::AUTOSARTemplates::AdaptivePlatform::ApplicationDesign::PortInterface			
Note	This meta-class represents the ability to define a global error domain for an <code>ApApplicationError</code> . Tags: atp.Status=draft atp.recommendedPackage=ApplicationErrorDomains			
Base	ARElement , ARObject , CollectableElement , Identifiable , MultilanguageReferrable , PackageableElement , Referrable , UploadablePackageElement			
Attribute	Type	Mul.	Kind	Note
namespace (ordered)	SymbolProps	*	aggr	This aggregation defines the namespace of the <code>ApApplicationErrorDomain</code> . Tags: atp.Status=draft
value	PositiveUnlimitedInteger	1	attr	This attribute identifies the error category.

Table 3.29: ApApplicationErrorDomain

[constr_1627]{DRAFT} Supported value range for attribute `ApApplicationErrorDomain.value` [\[](#) The supported value range of attribute `ApApplicationErrorDomain.value` is limited to the interval [0..18446744073709551616]. [\]](#) [\(\)](#)

[constr_1625]{DRAFT} Existence of reference `ApApplicationError.errorDomain` [\[](#) For each `ApApplicationError`, the reference `errorDomain` shall exist.

In other words, the association of an `ApApplicationError` with a corresponding `ApApplicationErrorDomain` is mandatory. [\]](#) [\(\)](#)

[constr_1664]{DRAFT} Unique `ApApplicationError.shortName` [\[](#) Within the set of all `ApApplicationErrors` that reference a given `ApApplicationErrorDomain` in the role `errorDomain` the attribute `ApApplicationError.shortName` shall have a unique value. [\]](#) [\(\)](#)

[constr_1665]{DRAFT} Unique `ApApplicationError.errorCode` [\[](#) Within the set of all `ApApplicationErrors` that reference a given `ApApplicationErrorDomain` in the role `errorDomain` the attribute `ApApplicationError.errorCode` shall have a unique value. [\]](#) [\(\)](#)

Rationale for the existence of [\[constr_1664\]](#) and [\[constr_1665\]](#): the language binding for C++ foresees the usage of attributes `ApApplicationError.shortName` and `ApApplicationError.errorCode` for the creation of an `enum` within the context of the `ApApplicationErrorDomain`.

Duplicates in terms of labels of enumerators or values of enumerators lead to compile-time errors.

3.4.8 Service Interface Data Type Mapping

An important step in the workflow of implementing software on the *AUTOSAR adaptive platform* is the creation of a code-based representation of a `ServiceInterface` to make it accessible for the application code.

This creation of a code-based representation is usually automatized and will be executed by a code generator. This code generator needs an input from the model. The main input for this purpose is obviously the definition of the `ServiceInterface` itself.

However, this is not sufficient. The designer of a `ServiceInterface` is free to use `ApplicationDataTypes` for the specification of the details of the `ServiceInterface`.

It is therefore necessary to provide the definition of an `AbstractImplementationDataType` for each of the used `ApplicationDataType`. In the meta-model, this correspondence is implemented by means of the meta-class `DataTypeMappingSet`⁶.

However, from the methodological point of view it is considered inappropriate to let `ServiceInterface` directly refer to one or more `DataTypeMappingSet(s)`.

For clarification, this would mean that the mapping of `ApplicationDataType` to `AbstractImplementationDataType` becomes an integral part of the definition of the `ServiceInterface` although the mapping itself does not really contribute to the actual semantics of the `ServiceInterface`.

As a consequence, the `ServiceInterface` would have to be updated whenever the mapping between data types changes.

But since the definition of `ServiceInterfaces` are usually considered very stable a frequent update for the mere purpose of acknowledging a change in the data type mapping is not acceptable.

In this concrete case, the described problem can be circumvented by the definition of a mapping class that refers to both a `ServiceInterface` and a `DataTypeMappingSet` and therefore create the correspondence without the need to update the `ServiceInterface`.

Although the prelude into this chapter suggests the existence of a meta-class that maps a `ServiceInterface` to one or more `DataTypeMappingSet(s)` the actual meta-model is designed with a broader focus.

In the future, there could be further kinds of `PortInterfaces` beside the `ServiceInterface` that need to fulfill the same use case.

Consequently, the name of the meta-class created for this purpose is `PortInterfaceToDataTypeMapping`.

⁶For more background regarding the definition and use of meta-class `DataTypeMappingSet` please refer to [1].

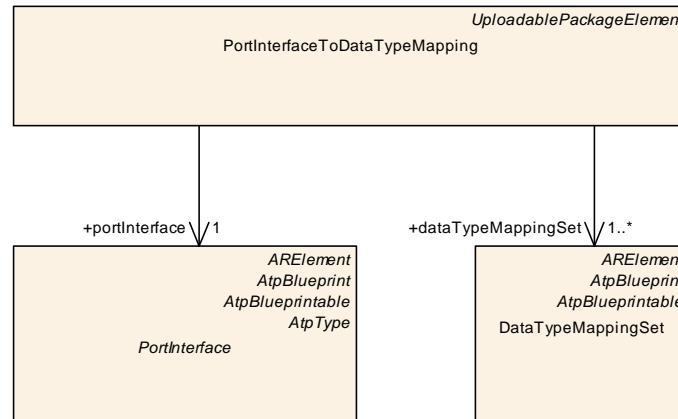


Figure 3.20: Modeling of PortInterfaceToDataTypeMapping

[constr_1507]{DRAFT} **PortInterfaceToDataTypeMapping** is only applicable to **ServiceInterface** or **PersistencyKeyValueDatabaseInterface** [PortInterfaceToDataTypeMapping.portInterface shall only refer to either a ServiceInterface or a PersistencyKeyValueDatabaseInterface.]()

Class	PortInterfaceToDataTypeMapping			
Package	M2::AUTOSARTemplates::AdaptivePlatform::ApplicationDesign::PortInterface			
Note	This meta-class represents the ability to associate a PortInterface with a DataTypeMappingSet. This association is needed for the generation of header files in the scope of a single PortInterface. The association is intentionally made outside the scope of the PortInterface itself because the designers of a PortInterface most likely will not want to add details about the level of ImplementationDataType. Tags: atp.Status=draft atp.recommendedPackage=ServiceInterfaceToDataTypeMappings			
Base	ARElement , ARObject , CollectableElement , Identifiable , MultilanguageReferrable , PackageableElement , Referrable , UploadablePackageElement			
Attribute	Type	Mul.	Kind	Note
dataTypeMappingSet	DataTypeMappingSet	1..*	ref	This represents the reference to the applicable data TypemappingSet Tags: atp.Status=draft atp.StatusComment=Reserved for adaptive platform
portInterface	PortInterface	1	ref	This represents the reference to the applicable Port Interface Tags: atp.Status=draft atp.StatusComment=Reserved for adaptive platform

Table 3.30: PortInterfaceToDataTypeMapping

Class	DataTypeMappingSet			
Package	M2::AUTOSARTemplates::SWComponentTemplate::Datatype::Datatypes			
Note	This class represents a list of mappings between ApplicationDataTypes and ImplementationDataTypes. In addition, it can contain mappings between ImplementationDataTypes and ModeDeclarationGroups. Tags: atp.recommendedPackage=DataTypeMappingSets			
Base	ARElement , ARObject , AtpBlueprint , AtpBlueprintable , CollectableElement , Identifiable , MultilanguageReferrable , PackageableElement , Referrable			





Class	DataTypeMappingSet			
Attribute	Type	Mul.	Kind	Note
dataTypeMap	DataTypeMap	*	aggr	This is one particular association between an Application DataType and its AbstractImplementationDataType.
modeRequestTypeMap	ModeRequestTypeMap	*	aggr	This is one particular association between an Mode DeclarationGroup and its AbstractImplementationDataType.

Table 3.31: DataTypeMappingSet

Class	DataTypeMap			
Package	M2::AUTOSARTemplates::SWComponentTemplate::Datatype::Datatypes			
Note	This class represents the relationship between ApplicationDataType and its implementing AbstractImplementationDataType.			
Base	ARObject			
Attribute	Type	Mul.	Kind	Note
applicationDataType	ApplicationDataType	1	ref	This is the corresponding ApplicationDataType
implementationDataType	AbstractImplementationDataType	1	ref	This is the corresponding AbstractImplementationDataType.

Table 3.32: DataTypeMap

3.5 Service Interface Mapping

Please note that, according to [TPS_MANI_01007], the [ServiceInterface](#) becomes the single basis for both VFB-based and *external* (i.e. using communication networks) communication.

This concept is in stark contrast to the approach on the *AUTOSAR classic platform* where different model elements are used for the VFB-level ([PortInterface](#)) and the network-level ([SystemSignal](#), [ISignal](#), and [ISignalIPdu](#)).

The usage of different model elements optimally supports the existence of different granularity for VFB-based vs. network-based communication.

In other words, design of communication on the network level may be subject to different design restrictions, e.g. keep the bus load caused by service discovery manageable by defining coarse-grained communication packages.

Opposed to that, designers on the VFB level may want to define interface granularity to achieve maximum reusability.

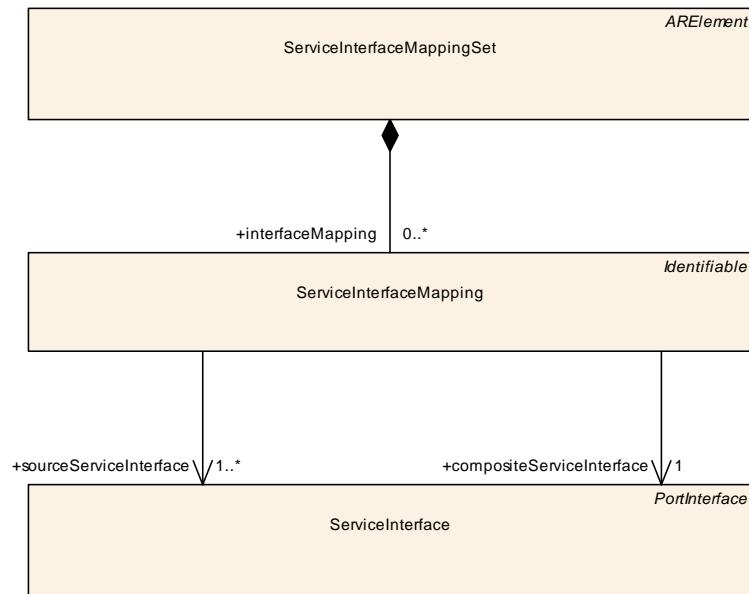


Figure 3.21: Modeling of the **ServiceInterfaceMapping**

[TPS_MANI_01002]{DRAFT} **Semantics of meta-class **ServiceInterfaceMapping**** [In order to sort out a potentially different motivation between the definition of

- **ServiceInterfaces** explicitly designed for VFB-based communication and
- **ServiceInterfaces** explicitly designed for network-based communication

meta-class **ServiceInterfaceMapping** is available to map

- (fine-grained) **ServiceInterfaces** for the VFB-communication to
- (coarse-grained) **ServiceInterfaces** for network communication.

](RS_MANI_00017)

[TPS_MANI_01032]{DRAFT} **Usage of **ServiceInterfaceMapping**** [The ability to apply a **ServiceInterfaceMapping** can be used in two different ways:

- It is possible to derive a dedicated **AdaptiveApplicationSwComponentType** that implements the mapping functionality. A **SwComponentPrototype** derived from this so-called *facade* software-component would expose **PortPrototypes** for each of the **ServiceInterfaces**.

Other **SwComponentPrototypes** could then “connect” to the **PortPrototypes** typed by **ServiceInterfaces** referenced in the role **sourceServiceInterface**.

The **PortPrototype** typed by the **ServiceInterface** referenced in the role **compositeServiceInterface** is used for external communication.

- It is also possible to configure the communication middleware to offer or require a service typed by the **ServiceInterface** referenced in the role **compositeServiceInterface**.

A configuration of the relevant ids for this scenario is possible as part of the Execution Manifest.

](RS_MANI_00017)

Figure 3.22 summarizes the idea behind the creation of a *facade* software-component. The latter is able to “bundle” the communication of different *PortPrototypes* owned by potentially different *SwComponentTypes* for external communication.

In other words, elements *event1* owned by SWC1 and *event2* owned by SWC1 are combined into one *ServiceInterface* used to type one *PortPrototype* of the *facade* software-component.

From the communication-related outside point-of-view, SWC3 acts like a facade to the “inner structure” created by SWC1 and SWC2 that is, by way of the existence of SWC3, abstracted away.

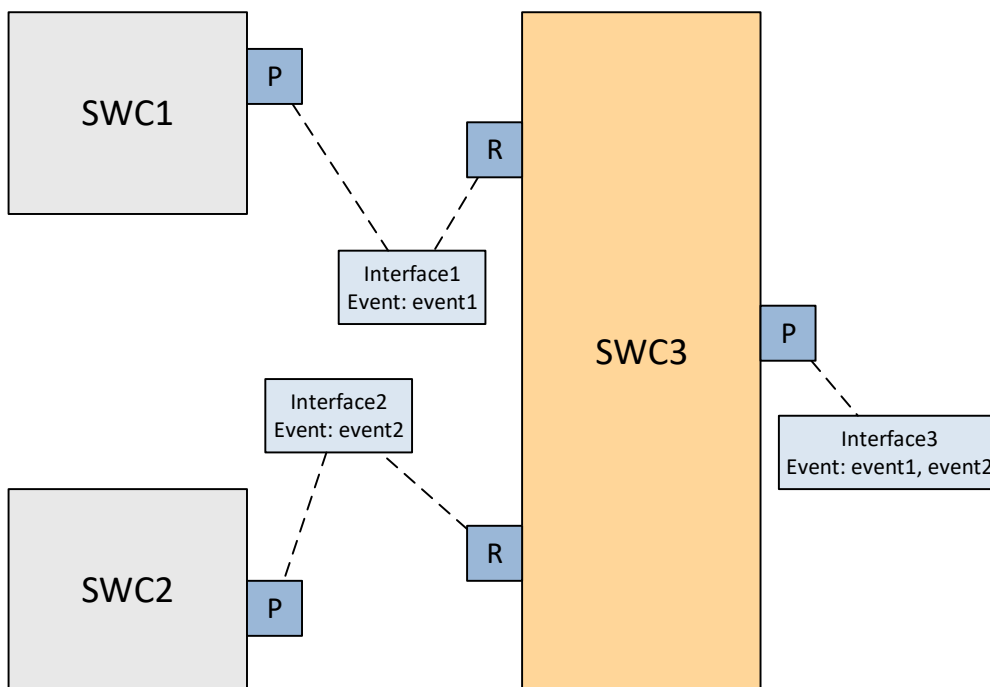


Figure 3.22: Concept of a facade software-component

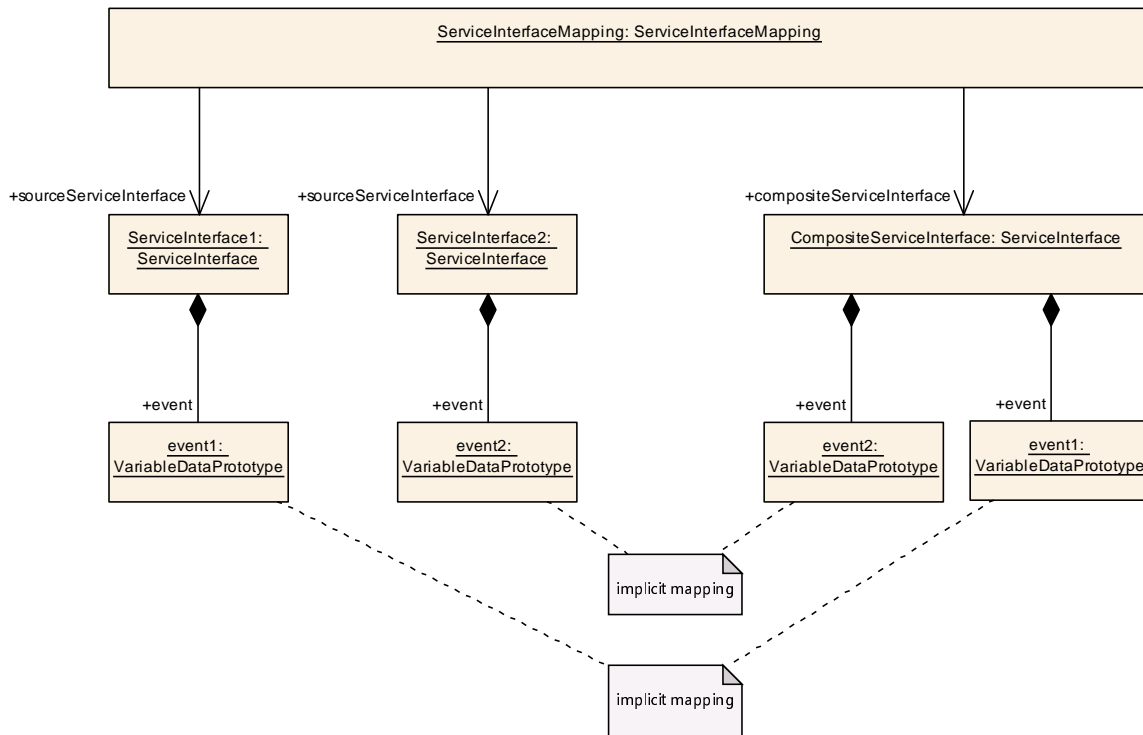


Figure 3.23: Example for the application of a `ServiceInterfaceMapping`

[TPS_MANI_01022]{DRAFT} **Concept behind `ServiceInterfaceMapping`** [The concept behind the definition of a `ServiceInterfaceMapping` is that **all elements** of the `sourceServiceInterface` are required to have a **counterpart of the same kind** (`ServiceInterface.event`, `ServiceInterface.field`, or `ServiceInterface.method`) and with the identical `shortName`.]([RS_MANI_00017](#))

The regulation stated in [TPS_MANI_01022] is exemplified in Figure 3.23.

Please note that the creation of a `ServiceInterfaceMapping` is considered an atomic step, it is unlikely that such a `ServiceInterfaceMapping` is partially created and then later finished by a different party.

After all, there are mutually exclusive ways to specify the mapping, and any creator of a partial mapping of `ServiceInterfaces` could not be sure which of the alternatives apply for a specific pairing of one `ServiceInterface` with another without already knowing the other `ServiceInterface` (in which case the mapping can already be completed).

Therefore, there is no need to set the lower multiplicity of the references to `ServiceInterface` to 0.

Class	ServiceInterfaceMapping			
Package	M2::AUTOSARTemplates::AdaptivePlatform::ApplicationDesign::ServiceInterfaceMapping			
Note	Specifies one ServiceInterfaceMapping that allows to define that a ServiceInterface is composite of several other ServiceInterfaces. Tags: atp.Status=draft			
Base	ARObject, Identifiable , MultilanguageReferrable , Referrable			
Attribute	Type	Mul.	Kind	Note
composite ServiceInterface	ServiceInterface	1	ref	This represents the composite ServiceInterface. Tags: atp.Status=draft
sourceService Interface	ServiceInterface	1..*	ref	ServiceInterface that is mapped into the composite ServiceInterface. Tags: atp.Status=draft

Table 3.33: ServiceInterfaceMapping

Class	ServiceInterfaceMappingSet			
Package	M2::AUTOSARTemplates::AdaptivePlatform::ApplicationDesign::ServiceInterfaceMapping			
Note	This meta-class represents the ability to aggregate a collection of ServiceInterfaceElementMappings. Tags: atp.Status=draft atp.recommendedPackage=ServiceInterfaceMappingSets			
Base	ARElement , ARObject , CollectableElement , Identifiable , MultilanguageReferrable , PackageableElement , Referrable			
Attribute	Type	Mul.	Kind	Note
element Mapping	ServiceInterfaceElementMapping	*	aggr	This represents the collection of ServiceInterfaceElement Mappings aggregated at the ServiceInterfaceElement MappingSet Tags: atp.Status=draft
interface Mapping	ServiceInterfaceMapping	*	aggr	This represents the collection of ServiceInterface Mappings owned by the ServiceInterfaceMappingSet. Tags: atp.Status=draft

Table 3.34: ServiceInterfaceMappingSet

[TPS_MANI_01003]{DRAFT} **Limitation of the applicability of [ServiceInterfaceMapping](#)** [The applicability of the [ServiceInterfaceMapping](#) is limited to cases where the [shortNames](#) of the elements of the [compositeServiceInterface](#) are **unique** in the context of the [compositeServiceInterface](#).] ([RS_MANI_00017](#))

As already indicated, the meta-class [ServiceInterfaceMappingSet](#) has been defined as a container for both [ServiceInterfaceMappings](#) as well as the [ServiceInterfaceElementMapping](#) introduced in section 3.6.

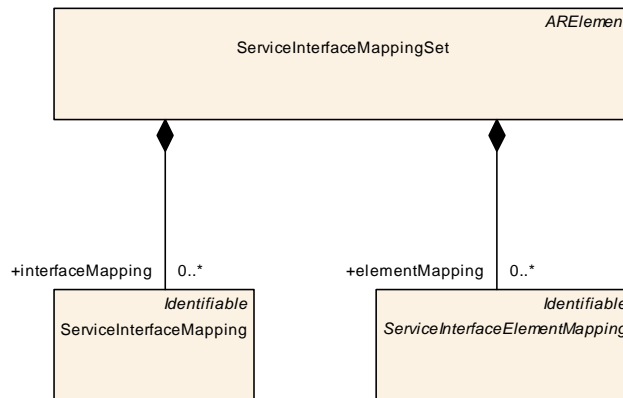


Figure 3.24: Modeling of the `ServiceInterfaceMappingSet`

Note that the `ServiceInterfaceMapping` is not an up-front association (by means of `SwConnectors`) between communication ends in the sense of section 3.4.5.

As stated in [TPS_MANI_01032], the `ServiceInterfaceMapping` allows for the derivation of a facade software-component or a proper configuration of the communication middleware.

The compatibility between the `sourceServiceInterfaces` and the `compositeServiceInterface` is achieved by an adequate transformation implemented in the facade software-component or the configuration of the middleware.

Thus, connecting `ServiceInterfaces` (or parts of them) via `ServiceInterfaceMappings` is not constrained by any compatibility rules apart from the ones stated in [TPS_MANI_01022].

3.6 Service Interface Element Mapping

3.6.1 Overview

The existence of the `ServiceInterfaceMapping` leaves the question about how `ServiceInterfaces` where elements have non-matching `shortName` can be mapped.

The answer to this question is provided by the ability to create an element-wise mapping of elements of the same kind.

Figure 3.25 provides an example of how such a mapping on element basis looks like. Note that, in this example, both `ServiceInterface1` and `ServiceInterface2` aggregate a `field` with the `shortName field1`.

This configurations disqualifies the scenario from the application of the `ServiceInterfaceMapping`, as of [TPS_MANI_01003]. The element-wise mapping, however, is able to work around the existence of the `shortName field1` in both “source” `ServiceInterfaces` quite nicely:

- ServiceInterface1.field1 is mapped to CompositeServiceInterface.leftField
- ServiceInterface2.field1 is mapped to CompositeServiceInterface.rightField

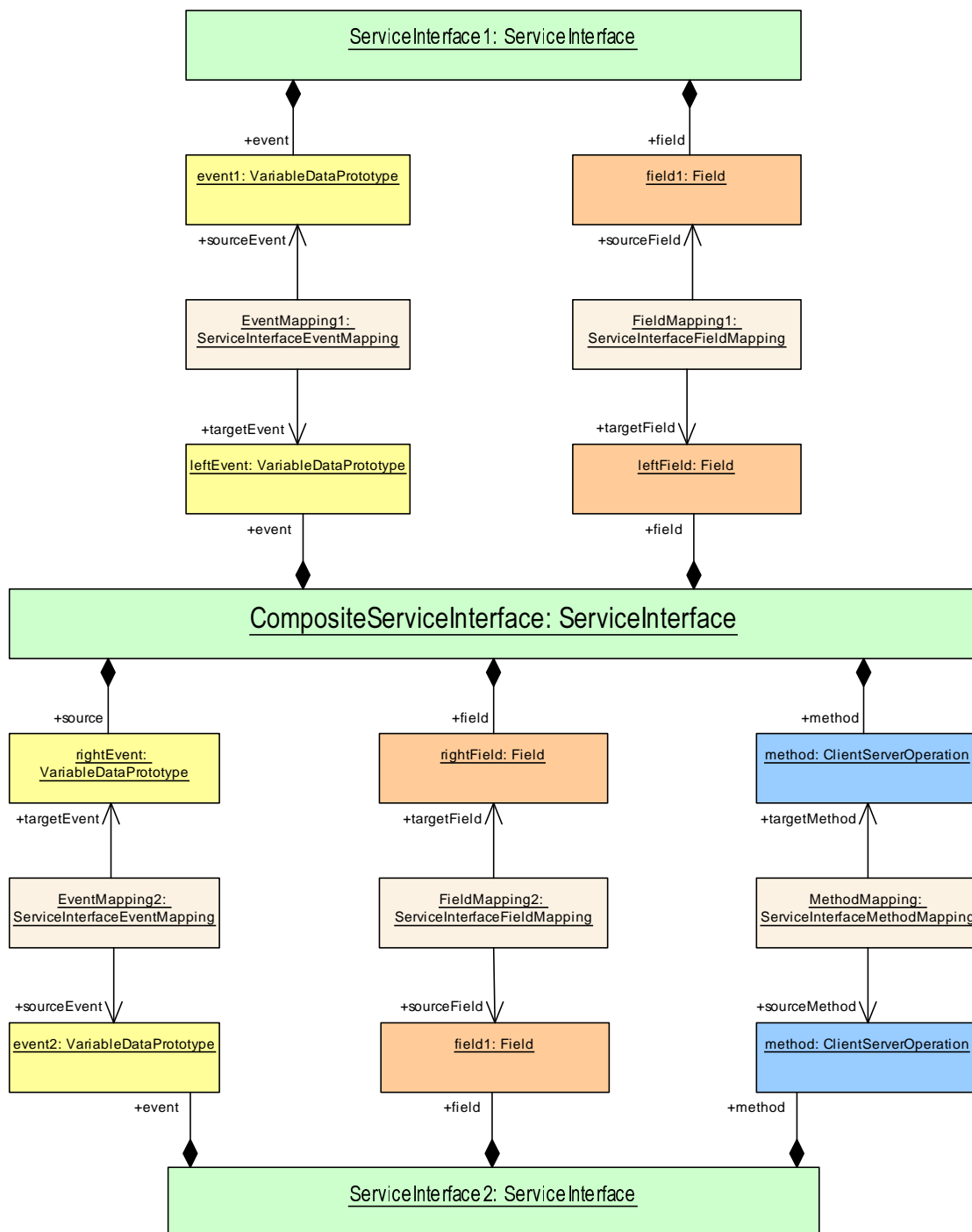


Figure 3.25: Example for a mapping of elements of **ServiceInterface**

The formal modeling of the individual mappings is described in section 3.6.

Please note that it is **not intended** to mix a mapping of `ServiceInterfaces` with a mapping of elements of a `ServiceInterface`.

In other words, as soon as a mapping between two `ServiceInterfaces` exists, it is not supported that a mapping between elements of the same pair of `ServiceInterfaces` exists. This important restriction is formalized by [`constr_1482`].

[constr_1482]{DRAFT} Mapping of service interfaces vs. mapping of service interface elements [In order to establish a mapping between a given pair of `ServiceInterfaces`, at most **one of** the following alternatives can exist:

- the given pair of `ServiceInterfaces` is referenced by a `ServiceInterfaceMapping`, where one `ServiceInterface` is referenced in the role `sourceServiceInterface` and the other `ServiceInterface` is referenced in the role `compositeServiceInterface`.
- an arbitrary mixture of the following options exists:
 - an `event` aggregated by one of the given `ServiceInterfaces` is referenced by a `ServiceInterfaceEventMapping` in the role `sourceEvent` and one `events` aggregated by the other given `ServiceInterface` is referenced by the same `ServiceInterfaceEventMapping` in the role `targetEvent`.
 - a `field` aggregated by one of the given `ServiceInterfaces` is referenced by a `ServiceInterfaceFieldMapping` in the role `sourceField` and one `fields` aggregated by the other given `ServiceInterface` is referenced by the same `ServiceInterfaceFieldMapping` in the role `targetField`.
 - a `method` aggregated by one of the given `ServiceInterfaces` is referenced by a `ServiceInterfaceMethodMapping` in the role `sourceMethod` and one `methods` aggregated by the other given `ServiceInterface` is referenced by the same `ServiceInterfaceMethodMapping` in the role `targetMethod`.

]()

Of course, it is possible that the same `ServiceInterface` is referenced by mappings to elements and mappings to entire `ServiceInterfaces`. The limitation formalized in [`constr_1482`] always applies to a **pair** of `ServiceInterfaces`.

A mapping between elements of `ServiceInterfaces` is modeled by means of a subclass of the abstract meta-class `ServiceInterfaceElementMapping`.

Class	<i>ServiceInterfaceElementMapping</i> (abstract)			
Package	M2::AUTOSARTemplates::AdaptivePlatform::ApplicationDesign::ServiceInterfaceMapping			
Note	This abstract meta-class acts as base class for the mapping of specific elements of a ServiceInterface. Tags: atp.Status=draft			
Base	<i>ARObject</i> , <i>Identifiable</i> , <i>MultilanguageReferrable</i> , <i>Referrable</i>			
Subclasses	<i>ServiceInterfaceEventMapping</i> , <i>ServiceInterfaceFieldMapping</i> , <i>ServiceInterfaceMethodMapping</i>			
Attribute	Type	Mul.	Kind	Note
–	–	–	–	–

Table 3.35: ServiceInterfaceElementMapping

ServiceInterfaceElementMappings are aggregated by a *ServiceInterfaceMappingSet* that – in principle – allows for an arbitrary grouping of *ServiceInterfaceElementMappings*.

Please note that the creation of a *ServiceInterfaceElementMapping* is considered an atomic step, i.e. it is unlikely that such a *ServiceInterfaceElementMapping* is partially created, handed over to a different party and then later finished by that different party.

After all, there are mutually exclusive ways to specify the mapping, and any creator of a partial mapping of *ServiceInterfaces* could not be sure which of the alternatives apply for a specific pairing of one *ServiceInterface* with another without already knowing the other *ServiceInterface* (in which case the mapping can already be completed).

Therefore, there is no need to set the lower multiplicity of the references to elements of the *ServiceInterface* to 0.

3.6.2 Service Interface Event Mapping

[TPS_MANI_01024]{DRAFT} **Semantics of *ServiceInterfaceEventMapping*** [Meta-class *ServiceInterfaceEventMapping* has the ability to map a *ServiceInterface.event* referenced in the role *sourceEvent* explicitly to another *ServiceInterface.event* referenced in the role *targetEvent*.](RS_MANI_00017)

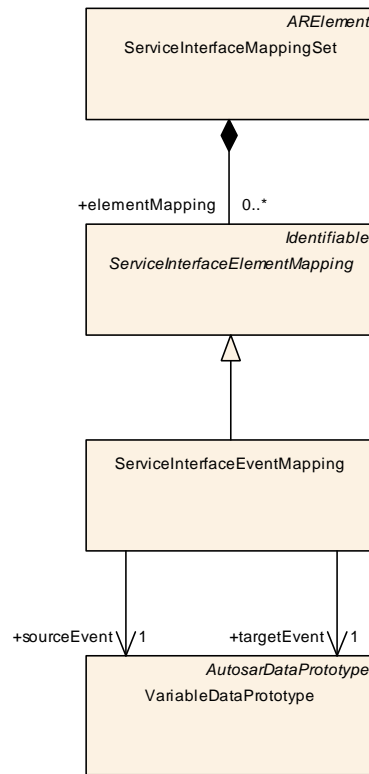


Figure 3.26: Modeling of the `ServiceInterfaceEventMapping`

Class	ServiceInterfaceEventMapping			
Package	M2::AUTOSARTemplates::AdaptivePlatform::ApplicationDesign::ServiceInterfaceMapping			
Note	This meta-class allows to define a mapping between events of ServiceInterfaces that are mapped to each other by the ServiceInterfaceMapping. Tags: atp.Status=draft			
Base	ARObject, Identifiable, MultilanguageReferrable, Referrable, ServiceInterfaceElementMapping			
Attribute	Type	Mul.	Kind	Note
sourceEvent	VariableDataPrototype	1	ref	Reference to an event that is contained in the source ServiceInterface. Tags: atp.Status=draft
targetEvent	VariableDataPrototype	1	ref	Reference to an event that is contained in the composite ServiceInterface. Tags: atp.Status=draft

Table 3.36: ServiceInterfaceEventMapping

The explicit mapping implemented by `ServiceInterfaceEventMapping` does **not** require equal `shortNames` on both sides of the mapping.

It is also possible to map a given `event` of a given `ServiceInterface` multiple times in different roles to the `ServiceInterface` that aggregates the `targetEvent`, as exemplified by Figure 3.27.

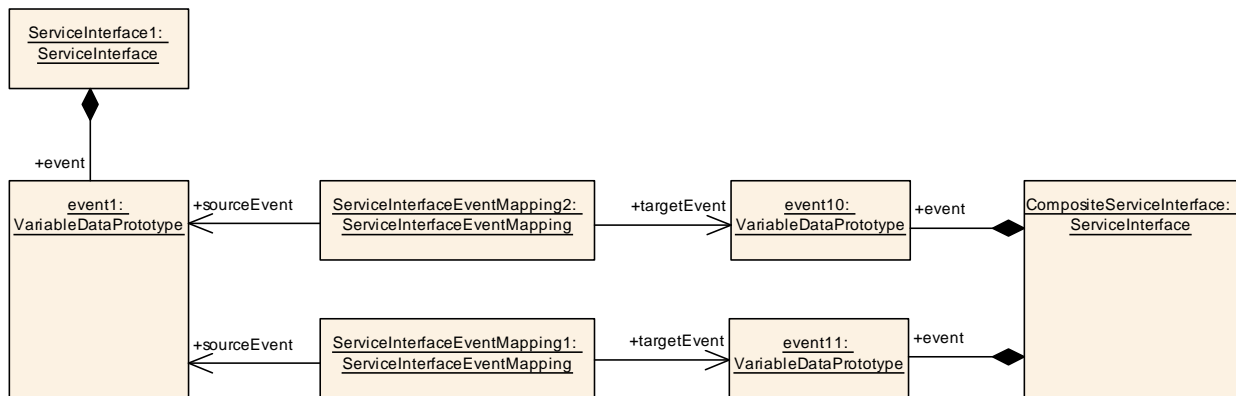


Figure 3.27: Example for the application of a [ServiceInterfaceEventMapping](#)

Please note that the mapping of one `sourceEvent` to different `targetEvents` does **not** represent a *fan-out* of any kind.

It only means that the `sourceEvent` will be used in different roles, as specified in the deployment. For more explanation, please find an example of how the role-based mapping of elements of `ServiceInterfaces` works in Figure A.5.

3.6.3 Service Interface Field Mapping

[TPS_MANI_01025]{DRAFT} **Semantics of [ServiceInterfaceFieldMapping](#)** [Meta-class `ServiceInterfaceFieldMapping` has the ability to map a `ServiceInterface.field` referenced in the role `sourceField` explicitly to another `ServiceInterface.field` referenced in the role `targetField`.]([RS_MANI_00017](#))

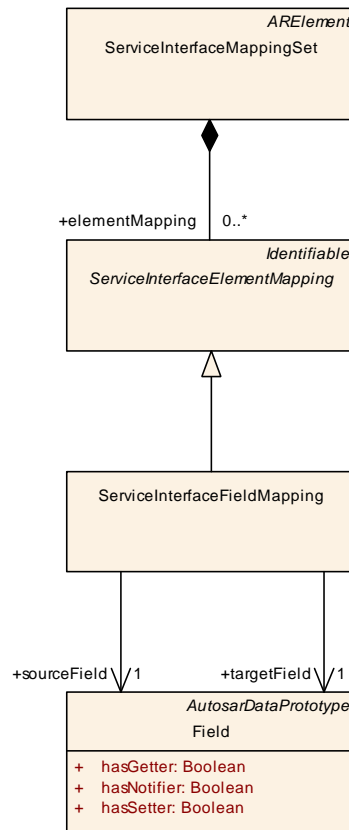


Figure 3.28: Modeling of the `ServiceInterfaceFieldMapping`

Class	ServiceInterfaceFieldMapping			
Package	M2::AUTOSARTemplates::AdaptivePlatform::ApplicationDesign::ServiceInterfaceMapping			
Note	This meta-class allows to define a mapping between fields of ServiceInterfaces that are mapped to each other by the ServiceInterfaceMapping. Tags: atp.Status=draft			
Base	ARObject, Identifiable, MultilanguageReferrable, Referrable, ServiceInterfaceElementMapping			
Attribute	Type	Mul.	Kind	Note
sourceField	Field	1	ref	Reference to a field that is contained in the source ServiceInterface. Tags: atp.Status=draft
targetField	Field	1	ref	Reference to a field that is contained in the composite ServiceInterface. Tags: atp.Status=draft

Table 3.37: ServiceInterfaceFieldMapping

The explicit mapping implemented by `ServiceInterfaceFieldMapping` does **not** require equal `shortNames` on both sides of the mapping.

It is also possible to map a given `field` of a given `ServiceInterface` multiple times in different roles to the `ServiceInterface` that aggregates the `targetField`, as exemplified by Figure 3.29.

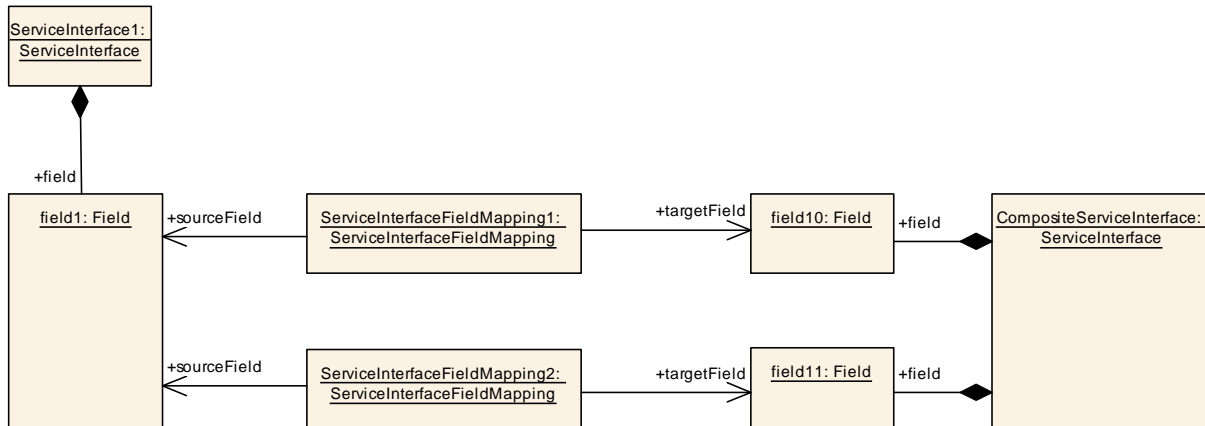


Figure 3.29: Example for the application of a `ServiceInterfaceFieldMapping`

Please note that the mapping of one `sourceField` to different `targetFields` does **not** represent a *fan-out* of any kind.

It only means that the `sourceField` will be used in different roles, as specified in the deployment. For more explanation, please find an example of how the role-based mapping of elements of `ServiceInterfaces` works in Figure A.5.

3.6.4 Service Interface Method Mapping

[TPS_MANI_01026]{DRAFT} **Semantics of `ServiceInterfaceMethodMapping`**
 [Meta-class `ServiceInterfaceMethodMapping` has the ability to map a `ServiceInterface.method` referenced in the role `sourceMethod` explicitly to another `ServiceInterface.method` referenced in the role `targetMethod`.]
 (RS_MANI_00017)

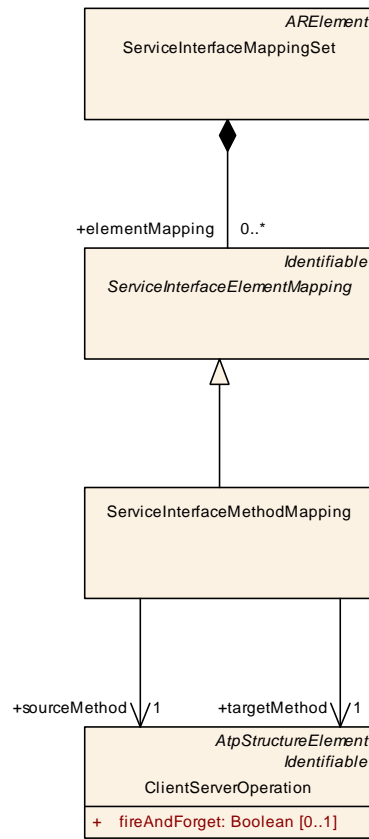


Figure 3.30: Modeling of the `ServiceInterfaceMethodMapping`

Class	<code>ServiceInterfaceMethodMapping</code>			
Package	M2::AUTOSARTemplates::AdaptivePlatform::ApplicationDesign::ServiceInterfaceMapping			
Note	This meta-class allows to define a mapping between methods of ServiceInterfaces that are mapped to each other by the ServiceInterfaceMapping. Tags: atp.Status=draft			
Base	<code>ARObject</code> , <code>Identifiable</code> , <code>MultilanguageReferrable</code> , <code>Referrable</code> , <code>ServiceInterfaceElementMapping</code>			
Attribute	Type	Mul.	Kind	Note
sourceMethod	<code>ClientServerOperation</code>	1	ref	Reference to a method that is contained in the source ServiceInterface. Tags: atp.Status=draft
targetMethod	<code>ClientServerOperation</code>	1	ref	Reference to a method that is contained in the composite ServiceInterface. Tags: atp.Status=draft

Table 3.38: ServiceInterfaceMethodMapping

The explicit mapping implemented by `ServiceInterfaceMethodMapping` does **not** require equal `shortNames` on both sides of the mapping.

It is also possible to map a given `method` of a given `ServiceInterface` multiple times in different roles to the `ServiceInterface` that aggregates the `targetMethod`, as exemplified by Figure 3.31.

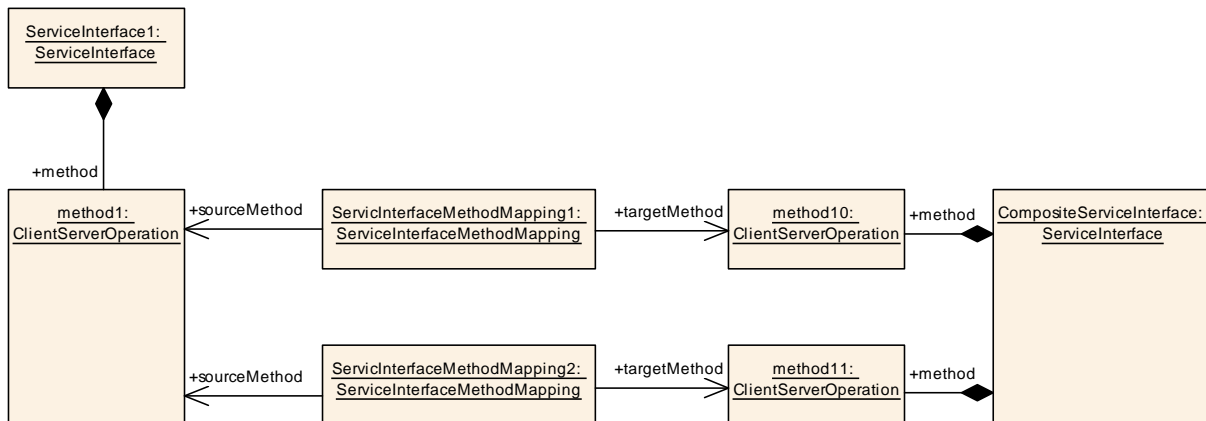


Figure 3.31: Example for the application of a [ServiceInterfaceMethodMapping](#)

Please note that the mapping of one [sourceMethod](#) to different [targetMethods](#) does **not** represent a *fan-out* of any kind.

It only means that the [sourceMethod](#) will be used in different roles, as specified in the deployment. For more explanation, please find an example of how the role-based mapping of elements of [ServiceInterfaces](#) works in [Figure A.5](#).

3.7 Service Needs

3.7.1 Overview

The vast majority of use cases for [ServiceNeeds](#) is applicable to the *AUTOSAR classic platform* and documented in the TPS Software Component Template [1].

However, as explained in [section 4.1](#), there are also some case where [ServiceNeeds](#) can be successfully used also on the *AUTOSAR adaptive platform*.

For this purpose it is possible to reuse [ServiceNeeds](#) defined on the *AUTOSAR classic platform*. However, there are some use cases for the application of very specific subclasses of [ServiceNeeds](#) that are not available on the *AUTOSAR classic platform*.

The missing subclasses of meta-class [ServiceNeeds](#) are defined in this chapter.

3.7.2 Service Needs for Diagnostics

The introduction of the [DiagnosticPortInterface](#) (see [section 3.11](#)) and extensions to the [DiagnosticMapping](#) (as explained in [section 4.1](#)) for the purpose of implementing diagnostic communication on the *AUTOSAR adaptive platform* it is necessary to introduce further subclasses of [ServiceNeeds](#).

Please note that this chapter contains a description of use cases for the diagnostic [ServiceNeeds](#). The description looks very similar to the corresponding descriptions in the TPS Software Component Template.

The difference, however, is that the value of [RoleBasedPortAssignment.role](#) in the TPS Software Component Template describes the name of a [PortInterface](#) modeled on the M1 level while this chapter uses the names of meta-classes on M2.

[TPS_MANI_01256]{DRAFT} [AdaptiveApplicationSwComponentType](#) offers a [PPortPrototype](#) typed by [DiagnosticIndicatorInterface](#) [The aggregation of a [DiagnosticIndicatorNeeds](#) at a given [SwcServiceDependency](#) indicates a service use case where the application software implements a warning indicator.

ServiceNeeds kind [DiagnosticIndicatorNeeds](#)

RoleBasedPortAssignment valid roles:

- [DiagnosticIndicatorInterface](#) [1]

RoleBasedDataAssignment

N/A

RepresentedPortGroups

N/A

] ([RS_MANI_00061](#))

Class	DiagnosticIndicatorNeeds			
Package	M2::AUTOSARTemplates::AdaptivePlatform::ApplicationDesign::DiagnosticServiceNeeds			
Note	This meta-class represents the needs of a software-component to provide the capability to implement an indicator. Tags: atp.Status=draft			
Base	ARObject , DiagnosticCapabilityElement , Identifiable , MultilanguageReferrable , Referrable , ServiceNeeds			
Attribute	Type	Mul.	Kind	Note
-	-	-	-	-

Table 3.39: DiagnosticIndicatorNeeds

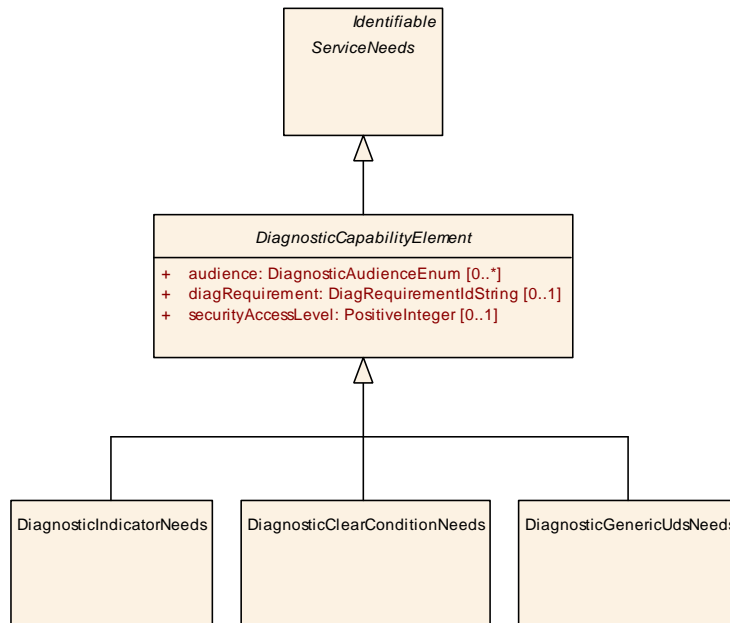


Figure 3.32: Modeling of diagnostic *ServiceNeeds* specifically for the *AUTOSAR adaptive platform*

[TPS_MANI_01257]{DRAFT} **AdaptiveApplicationSwComponentType** offers a **PPortPrototype** typed by **DiagnosticConditionInterface** [The aggregation of a **DiagnosticClearConditionNeeds** at a given **SwcServiceDependency** indicates a service use case where the application software implements a clear condition that can be queried by the Diagnostic Manager.

ServiceNeeds kind *DiagnosticClearConditionNeeds*

RoleBasedPortAssignment valid roles:

- *DiagnosticConditionInterface* [1]

RoleBasedDataAssignment

N/A

RepresentedPortGroups

N/A

](*RS_MANI_00061*)

Class	DiagnosticClearConditionNeeds
Package	M2::AUTOSARTemplates::AdaptivePlatform::ApplicationDesign::DiagnosticServiceNeeds
Note	This meta-class represents the needs of a software-component to provide the capability to set a clear condition. Tags: atp.Status=draft
Base	<i>ARObject</i> , <i>DiagnosticCapabilityElement</i> , <i>Identifiable</i> , <i>MultilanguageReferrable</i> , <i>Referrable</i> , <i>ServiceNeeds</i>





Class	DiagnosticClearConditionNeeds			
Attribute	Type	Mul.	Kind	Note
-	-	-	-	-

Table 3.40: DiagnosticClearConditionNeeds

[TPS_MANI_01258]{DRAFT} **AdaptiveApplicationSwComponentType** offers a **PortPrototype** typed by **DiagnosticGenericUdsInterface** [The aggregation of a **DiagnosticGenericUdsNeeds** at a given **SwcServiceDependency** indicates a service use case where the application software implements a generic handler of UDS services.

ServiceNeeds kind **DiagnosticGenericUdsNeeds**

RoleBasedPortAssignment valid roles:

- **DiagnosticGenericUdsInterface** [1]

RoleBasedDataAssignment

N/A

RepresentedPortGroups

N/A

](**RS_MANI_00061**)

Class	DiagnosticGenericUdsNeeds			
Package	M2::AUTOSARTemplates::AdaptivePlatform::ApplicationDesign::DiagnosticServiceNeeds			
Note	This meta-class represents the needs of a software-component to provide the capability to process a generic UDS service. Tags: atp.Status=draft			
Base	<i>ARObject</i> , <i>DiagnosticCapabilityElement</i> , <i>Identifiable</i> , <i>MultilanguageReferrable</i> , <i>Referrable</i> , <i>ServiceNeeds</i>			
Attribute	Type	Mul.	Kind	Note
-	-	-	-	-

Table 3.41: DiagnosticGenericUdsNeeds

3.8 Persistency Interface

3.8.1 Overview

The *AUTOSAR adaptive platform* foresees a support for access to persistent data by e.g. application software.

There are some similarities to the communication model in terms of the usage of **Port-Prototypes**.

In contrast to the configuration of communication, however, the modeling approach is much less detailed (i.e. instead of providing access to individual elements of a database an entire database is accessible on the level of [PortPrototype](#)).

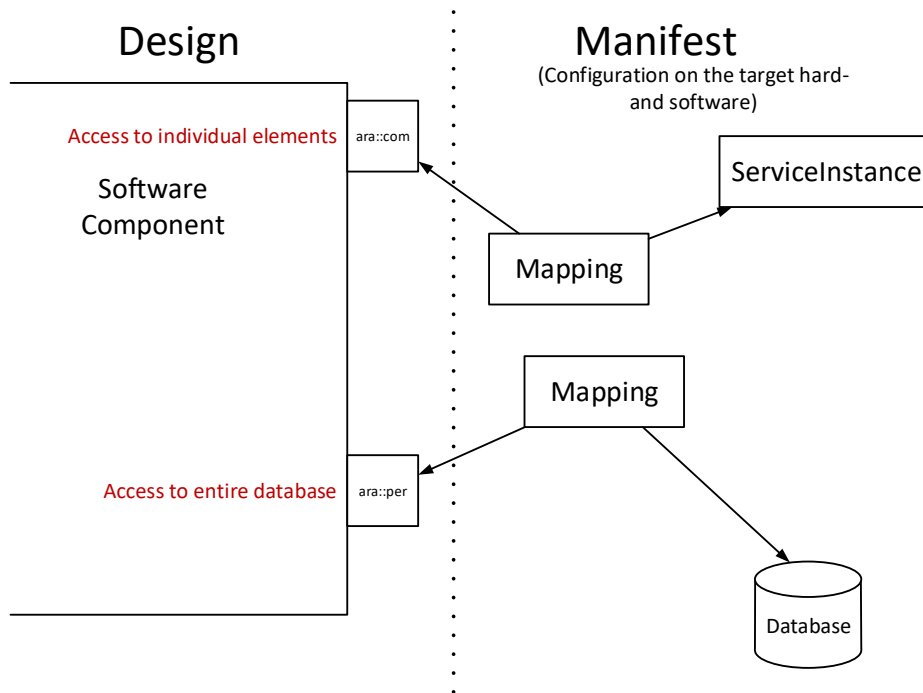


Figure 3.33: General approach for the modeling of persistency

The aspect of deployment for the configuration of persistent data is explained in [Figure 3.33](#).

Please note that the AUTOSAR meta-model actually defines two separate meta-classes (for more details, please refer to [Figure 3.34](#)) for the different use cases of access to persistent data (i.e. [PersistenceKeyValueDatabaseInterface](#)) and access to files on the file system, or maybe an emulation of one (by means of [PersistenceFileProxyInterface](#)).

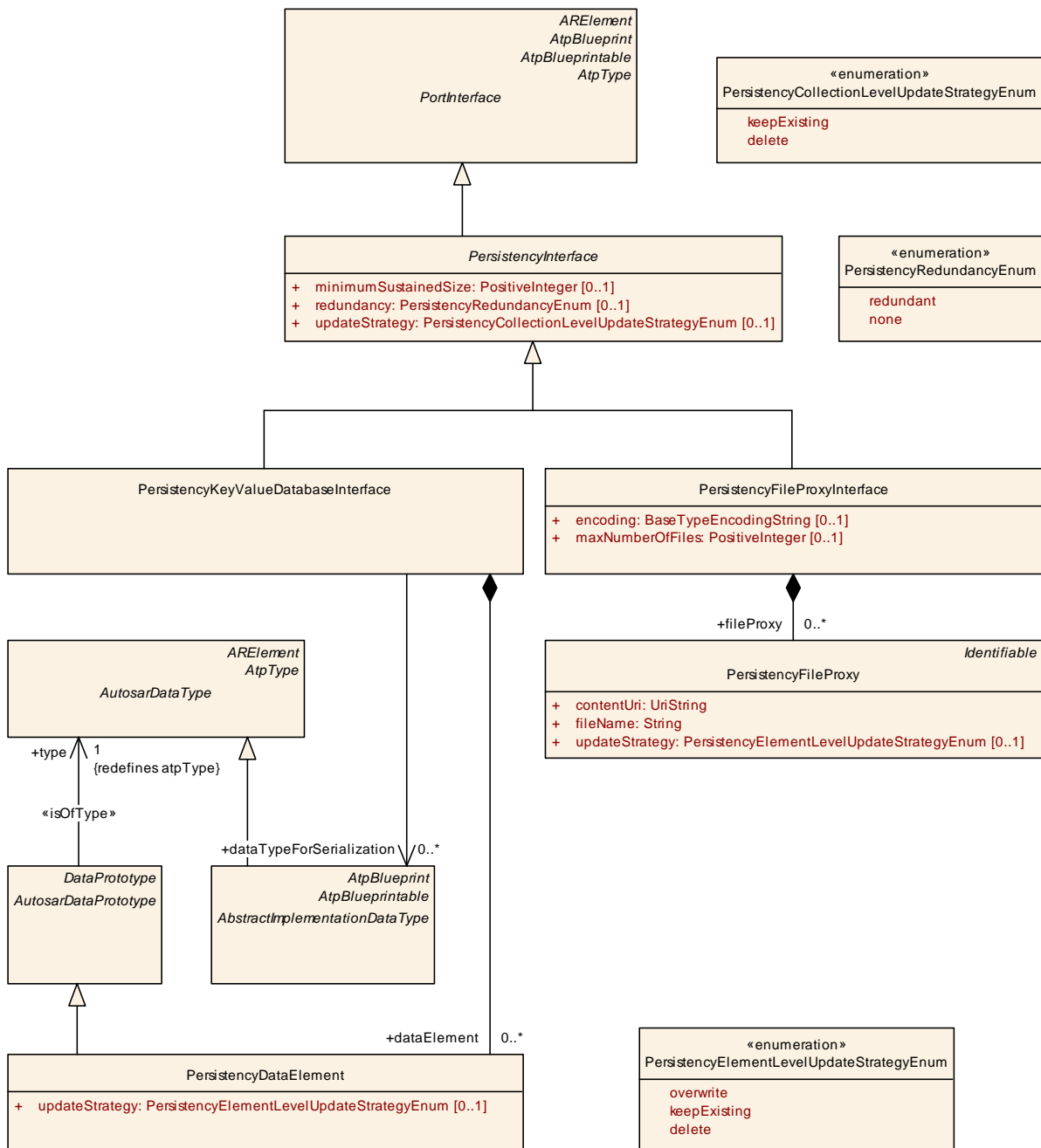


Figure 3.34: Specification of PortInterfaces for persistency use cases

Abstract meta-class `PersistencyInterface` has been created as a means of categorization, i.e. it allows for easily referring to `PortInterfaces` dedicated to persistency in general.

Class	PersistencyInterface (abstract)			
Package	M2::AUTOSARTemplates::AdaptivePlatform::ApplicationDesign::PortInterface			
Note	This meta-class provides the abstract ability to define a PortInterface for the support of persistency use cases. Tags: atp.Status=draft			
Base	ARElement , ARObject , AtpBlueprint , AtpBlueprintable , AtpClassifier , AtpType , CollectableElement , Identifiable , MultilanguageReferrable , PackageableElement , PortInterface , Referrable			
Subclasses	PersistencyFileProxyInterface , PersistencyKeyValueDatabaseInterface			
Attribute	Type	Mul.	Kind	Note
minimum SustainedSize	PositiveInteger	0..1	attr	The value of this attribute represents the minimum size required at design time for the enclosing Persistency Interface.
redundancy	PersistencyRedundancyEnum	0..1	attr	This attribute represents a requirement towards the redundancy of storage.
updateStrategy	PersistencyCollectionLevelUpdateStrategyEnum	0..1	attr	This attribute can be used to specify the update strategy of the respective PersistencyInterface as a whole.

Table 3.42: PersistencyInterface

[TPS_MANI_01204]{DRAFT} Specification of redundancy of persistent data [The attribute [PersistencyInterface.redundancy](#) can be taken to specify whether the respective key-value database or file shall store data redundantly from the perspective of the designer of the software-component.] ([RS_MANI_00027](#))

The details are left to an integrator who may also decide to overrule the value of [PersistencyInterface.redundancy](#) entirely if there is a use case for that.

Enumeration	PersistencyRedundancyEnum
Package	M2::AUTOSARTemplates::AdaptivePlatform::ApplicationDesign::ComSpec
Note	This meta-class provides a way to specify in which way redundancy shall be applied on collection level. Tags: atp.Status=draft
Literal	Description
none	This value represents the requirement that redundancy measures are not applied on persistency collection level. Tags: atp.EnumerationValue=1
redundant	This value represents the requirement that redundancy measures are applied on persistency collection level. The nature of the redundant persistent storage is not further qualified and subject to integrator decisions. Tags: atp.EnumerationValue=0

Table 3.43: PersistencyRedundancyEnum

3.8.2 Persistency Key Value Database Interface

[TPS_MANI_01065]{DRAFT} Purpose of [PersistencyKeyValueDatabaseInterface](#) [The purpose of the [PersistencyKeyValueDatabaseInterface](#) is to support the persistent access to data in a key-value database.] ([RS_MANI_00027](#))

Class	PersistencyKeyValueDatabaseInterface			
Package	M2::AUTOSARTemplates::AdaptivePlatform::ApplicationDesign::PortInterface			
Note	This meta-class provides the ability to implement a PortInterface for supporting persistency use cases for data. Tags: atp.Status=draft atp.recommendedPackage=PersistencyKeyValueDatabaseInterfaces			
Base	ARElement , ARObject , AtpBlueprint , AtpBlueprintable , AtpClassifier , AtpType , CollectableElement , Identifiable , MultilanguageReferrable , PackageableElement , PersistencyInterface , PortInterface , Referrable			
Attribute	Type	Mul.	Kind	Note
dataElement	PersistencyDataElement	*	aggr	This aggregation represents the collection of Persistency DataElements in the context of the enclosing Persistency KeyValueDatabaseInterface. Tags: atp.Status=draft
dataTypeForSerialization	AbstractImplementationDataType	*	ref	This reference identifies the AbstractImplementationData Types that shall be supported for storing in a key-value data base in addition to the types already referenced as PersistencyDataElement. Tags: atp.Status=draft

Table 3.44: PersistencyKeyValueDatabaseInterface

[TPS_MANI_01139]{DRAFT} **Semantics of [PersistencyKeyValueDatabaseInterface.updateStrategy](#)** [The attribute [PersistencyKeyValueDatabaseInterface.updateStrategy](#) can be used to specify the strategy for updating the actual persistent elements used in the context of the [PersistencyKeyValueDatabase](#) that corresponds to [PersistencyKeyValueDatabaseInterface](#).

This update strategy shall be applied to the [PersistencyKeyValueDatabaseInterface](#) as a whole except for the explicitly modeled [dataElements](#) that define their own [updateStrategy](#).]([RS_MANI_00027](#))

The relation between a [PortPrototype](#) typed by a [PersistencyKeyValueDatabaseInterface](#) and the corresponding [PersistencyKeyValueDatabase](#) is described in section 8.2.2. The behavior of the software in terms of applying an update strategy is explained in detail in [9].

Enumeration	PersistencyCollectionLevelUpdateStrategyEnum
Package	M2::AUTOSARTemplates::AdaptivePlatform::ApplicationDesign::PortInterface
Note	This enumeration provides possible values for the update strategy on interface/database level. Tags: atp.Status=draft
Literal	Description
delete	The update strategy is to delete all values on the level of the respective collection. Tags: atp.EnumerationValue=1
keepExisting	The update strategy is to keep the existing values on the level of the respective collection. Tags: atp.EnumerationValue=0

Table 3.45: PersistencyCollectionLevelUpdateStrategyEnum

[TPS_MANI_01135]{DRAFT} Semantics of `PersistencyKeyValueDatabaseInterface.dataTypeForSerialization` [The reference `PersistencyKeyValueDatabaseInterface.dataTypeForSerialization` can be taken to get information about data types for which a serialization algorithm has to be generated in order to support the persistent storage of objects of such data type.]
([RS_MANI_00027](#))

In contrast to other kinds of `PortInterfaces` it is **not required** to define elements of a `PersistencyKeyValueDatabaseInterface`. If this is intended, however, the aggregation `PersistencyKeyValueDatabaseInterface.dataElement` shall be used for this purpose.

[TPS_MANI_01138]{DRAFT} Semantics of `PersistencyKeyValueDatabaseInterface.dataElement` [The definition of `PersistencyKeyValueDatabaseInterface.dataElement` supports the ability to generate transformer code as well as allow for a dedicated deployment of the `dataElement` to a given `PersistencyKeyValueDatabase`.]([RS_MANI_00027](#))

[TPS_MANI_01180]{DRAFT} Collection of data types that requires serialization support [The collection of data types that requires serialization support consists of

- `AbstractImplementationDataTypes` referenced in the role `PersistencyKeyValueDatabaseInterface.dataTypeForSerialization`
- either
 - `AbstractImplementationDataTypes` taken to type a `PersistencyKeyValueDatabaseInterface.dataElement` or
 - `AbstractImplementationDataTypes` mapped to `ApplicationDataTypes` taken to type a `PersistencyKeyValueDatabaseInterface.dataElement` by means of `PortInterfaceToDataTypeMapping.dataTypeMappingSet` that also refers to the enclosing `PersistencyKeyValueDatabaseInterface`.

]([RS_MANI_00027](#))

[TPS_MANI_01194]{DRAFT} Semantics of `PersistencyKeyValueDatabaseInterface.minimumSustainedSize` [Attribute `PersistencyKeyValueDatabaseInterface.minimumSustainedSize` can be used for the definition of a minimum amount of storage that the `PersistencyKeyValueDatabaseInterface` will need to allocate from the application designer's point of view.]([RS_MANI_00027](#))

<i>Class</i>	<code>PersistencyDataElement</code>
<i>Package</i>	<code>M2::AUTOSARTemplates::AdaptivePlatform::ApplicationDesign::PortInterface</code>





Class	PersistencyDataElement			
Note	This meta-class represents the ability to formally specify a piece of data that is subject to persistency in the context of the enclosing PersistencyKeyValueDatabaseInterface. PersistencyDataElement represents also a key of the deployed PersistencyKeyValueDatabase and provides an initial value. Tags: atp.Status=draft			
Base	ARObject, AtpFeature, AtpPrototype, AutosarDataPrototype, DataPrototype, Identifiable, Multilanguage Referrable, Referrable			
Attribute	Type	Mul.	Kind	Note
updateStrategy	PersistencyElementLevelUpdateStrategyEnum	0..1	attr	This attribute can be used to specify the update strategy of the respective PersistencyDataElement.

Table 3.46: PersistencyDataElement

[TPS_MANI_01140]{DRAFT} **Semantics of [PersistencyDataElement.updateStrategy](#)** [The attribute [PersistencyDataElement.updateStrategy](#) can be used to specify the strategy for updating the actual persistent element that corresponds to [PersistencyDataElement](#).] ([RS_MANI_00027](#))

The relation between a [PersistencyDataElement](#) and the corresponding [PersistencyKeyValuePair](#) in the scope of a [PersistencyKeyValueDatabase](#) is described in section 8.2.2. The behavior of the software in terms of applying an update strategy for specific persistent elements is explained in detail in [9].

Enumeration	PersistencyElementLevelUpdateStrategyEnum
Package	M2::AUTOSARTemplates::AdaptivePlatform::ApplicationDesign::PortInterface
Note	This enumeration provides possible values for the update strategy on element level. Tags: atp.Status=draft
Literal	Description
delete	The update strategy is to delete the value of the respective data item. Tags: atp.EnumerationValue=2
keepExisting	The update strategy is to keep the existing value of the respective data item. Tags: atp.EnumerationValue=1
overwrite	The update strategy is to overwrite the respective data item. Tags: atp.EnumerationValue=0

Table 3.47: PersistencyElementLevelUpdateStrategyEnum

Please note that a [PersistencyDataElement](#) can be typed by either an [ApplicationDataType](#) or else a [CppImplementationDataType](#).

3.8.3 Persistency File Proxy Interface

[TPS_MANI_01067]{DRAFT} **Purpose of [PersistencyFileProxyInterface](#)** [The purpose of meta-class [PersistencyFileProxyInterface](#) is to support access to an abstract representation of files.] ([RS_MANI_00027](#))

[constr_1524]{DRAFT} **Standardized values of [PersistenceFileProxyInterface.category](#)** [The values of [PersistenceFileProxyInterface.category](#) shall be taken to further qualify the nature of the accessed files. The following values are standardized:

- TEXT_FILE
- BINARY_FILE

]()

[TPS_MANI_01068]{DRAFT} **Semantics of [PersistenceFileProxyInterface.maxNumberOfFiles](#)** [Any [PortPrototype](#) typed by a [PersistenceFileProxyInterface](#) has the ability to access a number of files.

The upper bound of the number of files represented by a given [PortPrototype](#) typed by a [PersistenceFileProxyInterface](#) can be configured using the attribute [PersistenceFileProxyInterface.maxNumberOfFiles](#).

The value of attribute [PersistenceFileProxyInterface.maxNumberOfFiles](#) **includes** the explicitly modeled [PersistenceFileProxyInterface.fileProxy](#).
]([RS_MANI_00027](#))

Please note that the existence of the [PersistenceFileProxyInterface](#) does not violate the restrictions set by the POSIX subset PSE51 defined in IEEE1003.13 [10].

Class	PersistenceFileProxyInterface			
Package	M2::AUTOSARTemplates::AdaptivePlatform::ApplicationDesign::PortInterface			
Note	This meta-class provides the ability to implement a PortInterface for supporting persistency use cases for files. Tags: atp.Status=draft atp.recommendedPackage=PersistenceFileProxyInterfaces			
Base	ARElement , ARObject , AtpBlueprint , AtpBlueprintable , AtpClassifier , AtpType , CollectableElement , Identifiable , MultilanguageReferrable , PackageableElement , PersistenceInterface , PortInterface , Referrable			
Attribute	Type	Mul.	Kind	Note
encoding	BaseTypeEncoding String	0..1	attr	This attribute supports the definition of an encoding of the corresponding physical files. The possible values of this attribute may be partially standardized by AUTOSAR. But it is also possible to extend the set of values in a custom way (provided that the custom values use a notation that ensures the absence of clashes with further extensions of the standardized values, e.g. by using a company-specific prefix).
fileProxy	PersistenceFileProxy	*	aggr	This aggregation represents the collection of Persistence FileProxys in the context of the enclosing PersistenceFile ProxyInterface. Tags: atp.Status=draft





Class	PersistencyFileProxyInterface			
maxNumberOfFiles	PositiveInteger	0..1	attr	This attribute represents the definition of an upper bound for the handling of files at run-time in the context of the enclosing PersistencyFileProxyInterface.

Table 3.48: PersistencyFileProxyInterface

A [PortPrototype](#) typed by a [PersistencyFileProxyInterface](#) allows for abstracting the actual calls to the operating system away from the scope of the application software and into the modules of the *AUTOSAR adaptive platform*.

[TPS_MANI_01141]{DRAFT} Semantics of [PersistencyFileProxyInterface.updateStrategy](#) [The attribute [PersistencyFileProxyInterface.updateStrategy](#) can be used to specify the strategy for updating the actual persistent files used in the context of the [PersistencyFileArray](#) that corresponds to [PersistencyFileProxyInterface](#).

This update strategy shall be applied to the [PersistencyFileProxyInterface](#) as a whole except for the explicitly modeled [fileProxys](#) that define their own [updateStrategy](#).]([RS_MANI_00027](#))

The relation between a [PortPrototype](#) typed by a [PersistencyFileProxyInterface](#) and the corresponding [PersistencyFileArray](#) is described in section 8.2.2. The behavior of the software in terms of applying an update strategy is explained in detail in [9].

[TPS_MANI_01195]{DRAFT} Semantics of [PersistencyFileProxyInterface.minimumSustainedSize](#) [Attribute [PersistencyFileProxyInterface.minimumSustainedSize](#) can be used for the definition of a minimum amount of storage that the [PersistencyFileProxyInterface](#) will need to allocate from the application designer’s point of view.

It is the responsibility of the underlying platform to make sure that this minimum amount of storage is available at any time.]([RS_MANI_00027](#))

[TPS_MANI_01142]{DRAFT} Semantics of [PersistencyFileProxy](#) [By aggregating [PersistencyFileProxy](#) in the role [fileProxy](#) it is possible to explicitly model files (and some of their properties) accessible to the application software within the context of a [PersistencyFileProxyInterface](#).]([RS_MANI_00027](#))

Class	PersistencyFileProxy
Package	M2::AUTOSARTemplates::AdaptivePlatform::ApplicationDesign::PortInterface
Note	This meta-class has the ability to represent a file at design time such that it is possible to configure the behavior for accessing the represented file at run-time. Tags: atp.Status=draft
Base	ARObject , Identifiable , MultilanguageReferrable , Referrable





Class		PersistencyFileProxy		
Attribute	Type	Mul.	Kind	Note
contentUri	UriString	1	attr	This attribute represents the URI that identifies the initial content of the PersistencyFile.
fileName	String	1	attr	This attribute holds filename part of the storage location for the PersistencyFileProxy, e.g. file on the file system.
updateStrategy	PersistencyElementLevelUpdateStrategy Enum	0..1	attr	This attribute can be used to specify the update strategy of the respective PersistencyFileProxy.

Table 3.49: PersistencyFileProxy

[TPS_MANI_01143]{DRAFT} Semantics of [PersistencyFileProxy.updateStrategy](#) [The attribute [PersistencyFileProxy.updateStrategy](#) can be used to specify the strategy for updating the actual persistent file that corresponds to [PersistencyFileProxy](#).]([RS_MANI_00027](#))

The behavior of the software in terms of applying an update strategy for specific persistent files is explained in detail in [9].

[constr_1581]{DRAFT} Value of [fileProxy.fileName](#) [Within the scope of any given [PersistencyFileProxyInterface](#), the value of all [fileProxy.fileName](#) shall be unique.]()

3.9 Time Synchronization Interface

Time Synchronization functional cluster within the Adaptive Platform is responsible to provide various Time Bases for the application to read from or to write to.

In order to interface with the Time Synchronization foundation software an application developer needs to declare which kind of Time Base this application will interact with.

The interface towards the Time Synchronization follows the generic pattern of [PortPrototypes](#) and [PortInterfaces](#) which are applied to many use-cases concerning the interaction of application software with platform software.

In contrast to the service based communication, the modeling of platform software interaction using [PortPrototypes](#) and [PortInterfaces](#) is less detailed. The [PortPrototype](#) is a placeholder for the interaction with platform software, it does not model the actually used APIs available for the interaction. The APIs to be used are formally specified in the platform software SWS document, i.e. SWS_TimeSync [11].

[TPS_MANI_03535]{DRAFT} Definition of Time Synchronization interaction [The meta-class [TimeSynchronizationInterface](#) together with its sub classes are used to define the interaction of the application software with a Time Synchronization Time Base.]([RS_MANI_00040](#))

For more information, please refer to Figure 3.35.

By defining an `RPortPrototype` which is typed by one of the `TimeSynchronizationInterface` sub classes the application indicates that it will access a specific Time Base.

[TPS_MANI_03549]{DRAFT} Usage of `RPortPrototype` for the interaction with Time Synchronization [When defining a `PortPrototype` typed by one of the sub-classes of `TimeSynchronizationInterface` an `RPortPrototype` shall be used.] ([RS_MANI_00040](#))

The application software takes the active role in the interaction with foundation platform software thus a `RPortPrototype` is used to represent this interaction from the application software point of view.

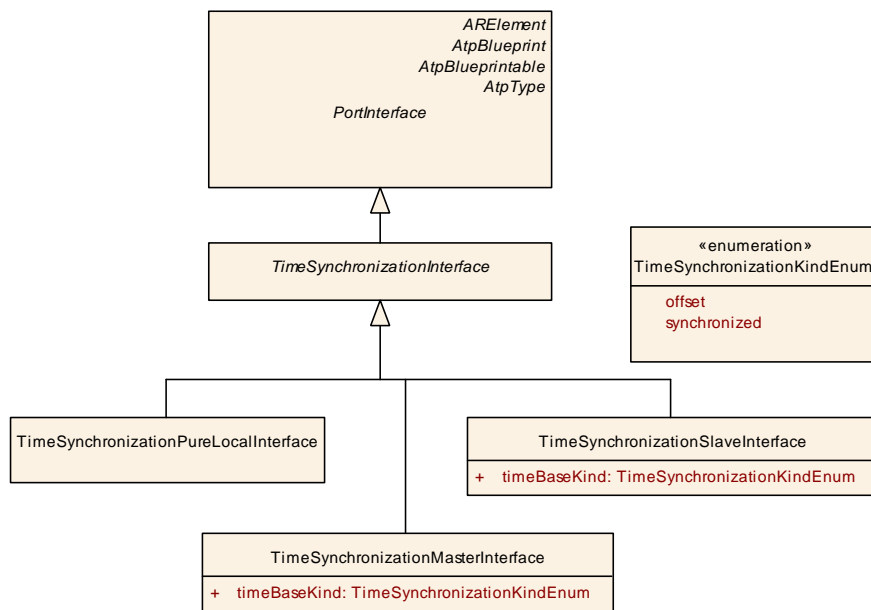


Figure 3.35: Modeling of Time Synch Interfaces

[TPS_MANI_03536]{DRAFT} Time Synchronization interaction in a master role [The meta-class `TimeSynchronizationMasterInterface` is used to indicate the intended interaction with a synchronized global Time Base in a *master* role.] ([RS_MANI_00040](#))

When interacting with a synchronized global Time Base in a *master* role the application is able to *set* (and *get*) the value of the synchronized global Time Base which is then propagated to the time value on the network.

[TPS_MANI_03537]{DRAFT} Time Synchronization interaction in a slave role [The meta-class `TimeSynchronizationSlaveInterface` is used to indicate the intended interaction with a synchronized global Time Base in a *slave* role.] ([RS_MANI_00040](#))

When interacting with a synchronized global Time Base in a *slave* role the application is able to only *get* the value of the synchronized global Time Base which is synchronized from a time value coming from the network.

[TPS_MANI_03551]{DRAFT} **Definition of Time Base kind** [The attributes `TimeSynchronizationMasterInterface.timeBaseKind` and `TimeSynchronizationSlaveInterface.timeBaseKind` define whether the Time Base shall be a `synchronized` or a `offset` Time Base.]([RS_MANI_00040](#))

[TPS_MANI_03538]{DRAFT} **Time Synchronization interaction with a local Time Base** [The meta-class `TimeSynchronizationPureLocalInterface` is used to indicate the intended interaction with a pure local Time Base.]([RS_MANI_00040](#))

When interacting with a pure local Time Base the application is able to *set* and *get* the value of the Time Base, but the value is considered local to the `Machine`.

Class	TimeSynchronizationMasterInterface			
Package	M2::AUTOSARTemplates::AdaptivePlatform::ApplicationDesign::PortInterface			
Note	This meta-class provides the ability to define a PortInterface for the interaction with a Time Synchronization Master. Tags: atp.Status=draft atp.recommendedPackage=TimeSynchronizationInterfaces			
Base	ARElement , ARObject , AtpBlueprint , AtpBlueprintable , AtpClassifier , AtpType , CollectableElement , Identifiable , MultilanguageReferrable , PackageableElement , PortInterface , Referrable , TimeSynchronizationInterface			
Attribute	Type	Mul.	Kind	Note
timeBaseKind	TimeSynchronizationKindEnum	1	attr	Defines which kind of time base is requested at this interface. Tags: atp.Status=draft

Table 3.50: TimeSynchronizationMasterInterface

Class	TimeSynchronizationSlaveInterface			
Package	M2::AUTOSARTemplates::AdaptivePlatform::ApplicationDesign::PortInterface			
Note	This meta-class provides the ability to define a PortInterface for the interaction with a Time Synchronization Slave. Tags: atp.Status=draft atp.recommendedPackage=TimeSynchronizationInterfaces			
Base	ARElement , ARObject , AtpBlueprint , AtpBlueprintable , AtpClassifier , AtpType , CollectableElement , Identifiable , MultilanguageReferrable , PackageableElement , PortInterface , Referrable , TimeSynchronizationInterface			
Attribute	Type	Mul.	Kind	Note
timeBaseKind	TimeSynchronizationKindEnum	1	attr	Defines which kind of time base is requested at this interface. Tags: atp.Status=draft

Table 3.51: TimeSynchronizationSlaveInterface

Class	TimeSynchronizationPureLocalInterface			
Package	M2::AUTOSARTemplates::AdaptivePlatform::ApplicationDesign::PortInterface			





Class	TimeSynchronizationPureLocalInterface			
Note	This meta-class provides the ability to define a PortInterface for the interaction with a Time Synchronization Pule Local Time Base. Tags: atp.Status=draft atp.recommendedPackage=TimeSynchronizationInterfaces			
Base	ARElement , ARObject , AtpBlueprint , AtpBlueprintable , AtpClassifier , AtpType , CollectableElement , Identifiable , MultilanguageReferrable , PackageableElement , PortInterface , Referrable , TimeSynchronizationInterface			
Attribute	Type	Mul.	Kind	Note
–	–	–	–	–

Table 3.52: TimeSynchronizationPureLocalInterface

Enumeration	TimeSynchronizationKindEnum			
Package	M2::AUTOSARTemplates::AdaptivePlatform::ApplicationDesign::PortInterface			
Note	Defines the possible kinds of TimeSynchronizationInterfaces. Tags: atp.Status=draft			
Literal	Description			
offset	Defines that the requested time base shall be an offset time based. Tags: atp.EnumerationValue=1			
synchronized	Defines that the requested time base shall be a synchronized time based. Tags: atp.EnumerationValue=0			

Table 3.53: TimeSynchronizationKindEnum

In the example in figure 3.36 the interaction of one Application with several time sync aspects are illustrated.

The interaction approach is that for each meta-class of [TimeSynchronizationInterface](#) used in an application's [RPortPrototype](#) a corresponding *TimeBaseResourceProxy* is generated and the application developer gains access to the time synchronization kind by use of this *TimeBaseResourceProxy*.

In the application code the *TimeBaseResourceProxy* is used to initiate a *find* functionality using *InstanceIdentifier* representing the [RPortPrototype](#) as defined in [12] and described in [13].

During application deployment those [RPortPrototypes](#) are mapped to actual *Time Bases* in the Time Sync Management (see figure 8.17).

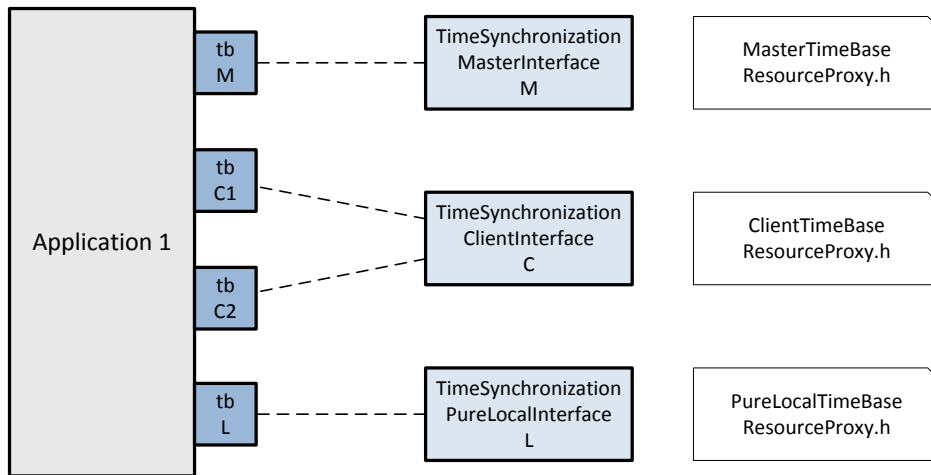


Figure 3.36: Example Application and Time Sync interaction

3.10 Platform Health Management Interface

3.10.1 Overview

Platform Health Management functional cluster within the Adaptive Platform is responsible to supervise the execution of applications, monitor their status, provide rule-based evaluation of the status, and triggering of respective actions.

In order to interface with the Platform Health Management foundation software an application developer needs to declare which supervisions and status information is provided by the application software and shall be observed by the Platform Health Management.

The interface towards the Platform Health Management follows the generic pattern of [PortPrototypes](#) and [PortInterfaces](#) which are applied to many use-cases concerning the interaction of application software with platform software.

In contrast to the service based communication, the modeling of platform software interaction using [PortPrototypes](#) and [PortInterfaces](#) is less detailed. The [PortPrototype](#) is a placeholder for the interaction with platform software, it does not model the actually used APIs available for the interaction. The APIs to be used are formally specified in the platform software SWS document, i.e. SWS_HealthManagement [14].

3.10.2 Supervised Entities and Checkpoints

The interaction of supervision with the Platform Health Management is defined by [PhmSupervisedEntityInterface](#) and [PhmCheckpoints](#).

[TPS_MANI_03500]{DRAFT} Definition of Platform Health Management Supervision and Checkpoints [The meta-class `PhmSupervisedEntityInterface` together with the aggregated `PhmCheckpoint` are used to define the interaction of one Supervised Entity with the Platform Health Management supervision.]
([RS_MANI_00032](#))

By defining an `RPortPrototype` which is typed by the `PhmSupervisedEntityInterface` the application indicates that it wants to report the `checkpoints` of this `PhmSupervisedEntityInterface`.

[TPS_MANI_03550]{DRAFT} Usage of `RPortPrototype` for the interaction with Platform Health Management [When defining a `PortPrototype` typed by one of the sub-classes of `PlatformHealthManagementInterface` an `RPortPrototype` shall be used.]([RS_MANI_00040](#))

The application software takes the active role in the interaction with foundation platform software thus a `RPortPrototype` is used to represent this interaction from the application software point of view. The `SupervisedEntity` instance is constructed using the `InstanceSpecifier` of the respective `RPortPrototype`.

The application code then calls the `ReportCheckpoint` API (defined in [14]) of the `SupervisedEntity` (which has been constructed in the context of the respective `RPortPrototype` typed by the `PhmSupervisedEntityInterface`) in order to notify the Platform Health Management that a specific `PhmCheckpoint` has been reached in the program flow.

[constr_3530]{DRAFT} Mandatory definition of `checkpointId` [The `checkpointId` shall be defined for every `PhmCheckpoint` element.]()

The `checkpointId` is used during the call to the `ReportCheckpoint` API as a representation of the `PhmCheckpoint`.

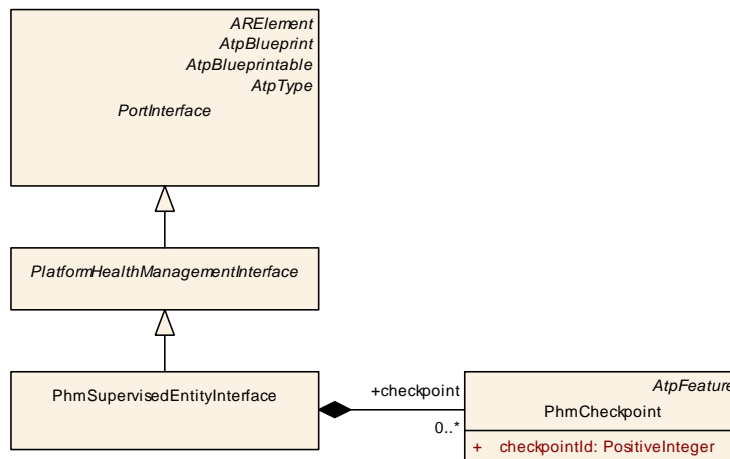


Figure 3.37: Modeling of Supervised Entities and Checkpoints

If the application wants to query the status of a Supervised Entity monitored by the Platform Health Management then the application code calls the `GetLocalSupervision-Status` API (defined in [14]) of the `SupervisedEntity` (which has been constructed in the

context of the respective [RPortPrototype](#) typed by the [PhmSupervisedEntityInterface](#)).

Note that from the application design point of view there are no relations defined between the checkpoints (as to indicate a specific observed order in reporting). The possible transitions between the checkpoints and their timing aspects are defined in the context of the [PlatformHealthManagementContribution](#) and described in chapter [8.3.2](#).

Class	PhmSupervisedEntityInterface			
Package	M2::AUTOSARTemplates::AdaptivePlatform::ApplicationDesign::PortInterface			
Note	This meta-class provides the ability to implement a PortInterface for interaction with the Platform Health Management Supervised Entity. Tags: atp.Status=draft atp.recommendedPackage=PlatformHealthManagementInterfaces			
Base	ARElement , ARObject , AtpBlueprint , AtpBlueprintable , AtpClassifier , AtpType , CollectableElement , Identifiable , MultilanguageReferrable , PackageableElement , PlatformHealthManagementInterface , PortInterface , Referrable			
Attribute	Type	Mul.	Kind	Note
checkpoint	PhmCheckpoint	*	aggr	Defines the set of checkpoints which can be reported on this supervised entity. Tags: atp.Status=draft

Table 3.54: PhmSupervisedEntityInterface

Class	PhmCheckpoint			
Package	M2::AUTOSARTemplates::AdaptivePlatform::ApplicationDesign::PortInterface			
Note	This meta-class provides the ability to implement a checkpoint for interaction with the Platform Health Management Supervised Entity. Tags: atp.Status=draft			
Base	ARObject , AtpFeature , Identifiable , MultilanguageReferrable , Referrable			
Attribute	Type	Mul.	Kind	Note
checkpointId	PositiveInteger	1	attr	Defines the numeric value which is used to indicate the reporting of this Checkpoint to the Phm. Tags: atp.Status=draft

Table 3.55: PhmCheckpoint

3.10.3 Health Channels

The interaction of Health Channels with the Platform Health Management is defined by [PhmHealthChannelInterface](#) and [PhmHealthChannelStatus](#) states.

[TPS_MANI_03534]{DRAFT} Definition of Platform Health Management Health Channel [The meta-class [PhmHealthChannelInterface](#) together with the aggregated [PhmHealthChannelStatus](#) are used to define the interaction of one Health Channel with the Platform Health Management.] ([RS_MANI_00032](#))

By defining a `RPortPrototype` which is typed by the `PhmHealthChannelInterface` (see [TPS_MANI_03550]) the application indicates that it wants to report the status of this `PhmHealthChannelInterface`.

The application software takes the active role in the interaction with foundation platform software thus a `RPortPrototype` is used to represent this interaction from the application software point of view. The `HealthChannel` instance is constructed using the `InstanceSpecifier` of the respective `RPortPrototype`.

The application code then calls the `ReportHealthStatus` API (defined in [14]) of the `HealthChannel` (which has been constructed in the context of the respective `RPortPrototype` typed by the `PhmHealthChannelInterface`) in order to notify the Platform Health Management that the Health Channel defined by the `RPortPrototype` has changed its status.

[constr_3532]{DRAFT} Mandatory definition of `statusId` [The `statusId` shall be defined for every `PhmHealthChannelStatus` element.]()

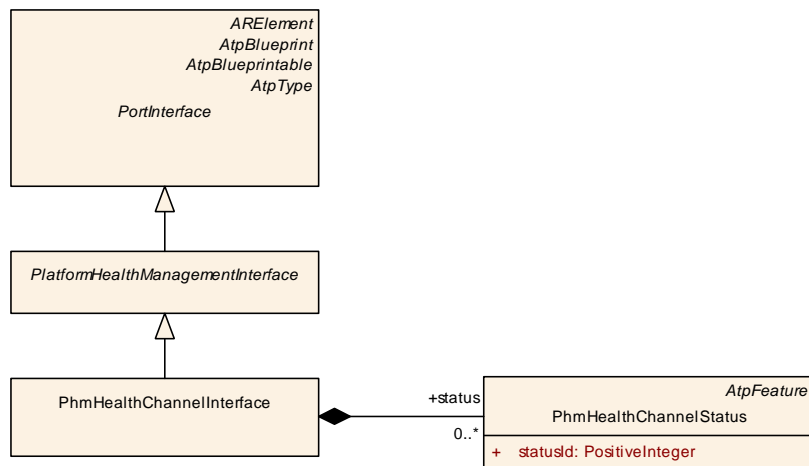


Figure 3.38: Modeling of Health Channel

Class	PhmHealthChannelInterface			
Package	M2::AUTOSARTemplates::AdaptivePlatform::ApplicationDesign::PortInterface			
Note	This meta-class provides the ability to implement a PortInterface for interaction with the Platform Health Management Health Channel. Tags: atp.Status=draft atp.recommendedPackage=PlatformHealthManagementInterfaces			
Base	ARElement , ARObject , AtpBlueprint , AtpBlueprintable , AtpClassifier , AtpType , CollectableElement , Identifiable , MultilanguageReferrable , PackageableElement , PlatformHealthManagementInterface , PortInterface , Referrable			
Attribute	Type	Mul.	Kind	Note
status	PhmHealthChannelStatus	*	aggr	Defines the possible set of status information available to the health channel. Tags: atp.Status=draft

Table 3.56: PhmHealthChannelInterface

Class	PhmHealthChannelStatus			
Package	M2::AUTOSARTemplates::AdaptivePlatform::ApplicationDesign::PortInterface			
Note	The PhmHealthChannelStatus specifies one possible status of the health channel. Tags: atp.Status=draft			
Base	ARObject, AtpFeature, Identifiable , MultilanguageReferrable , Referrable			
Attribute	Type	Mul.	Kind	Note
statusId	PositiveInteger	1	attr	Defines the numeric value which is used to indicate the indication of this status the Phm. Tags: atp.Status=draft

Table 3.57: PhmHealthChannelStatus

3.11 Diagnostic Interface

3.11.1 Overview

On the *AUTOSAR adaptive platform*, dedicated [PortInterfaces](#) are defined for the interaction of application-layer software with the `AUTOSAR Diagnostic Manager`.

In contrast to the conventions on the *AUTOSAR classic Platform*, these [PortInterfaces](#) and, by extension, the standardized `ara::diag` API **are only used on the application side** of this communication relation.

The interfaces on the side of the `AUTOSAR Diagnostic Manager` (and thus the part of the implementation of the [PortPrototype](#) that faces the `AUTOSAR Diagnostic Manager`) are **entirely proprietary**. This aspect is depicted in Figure 3.39.

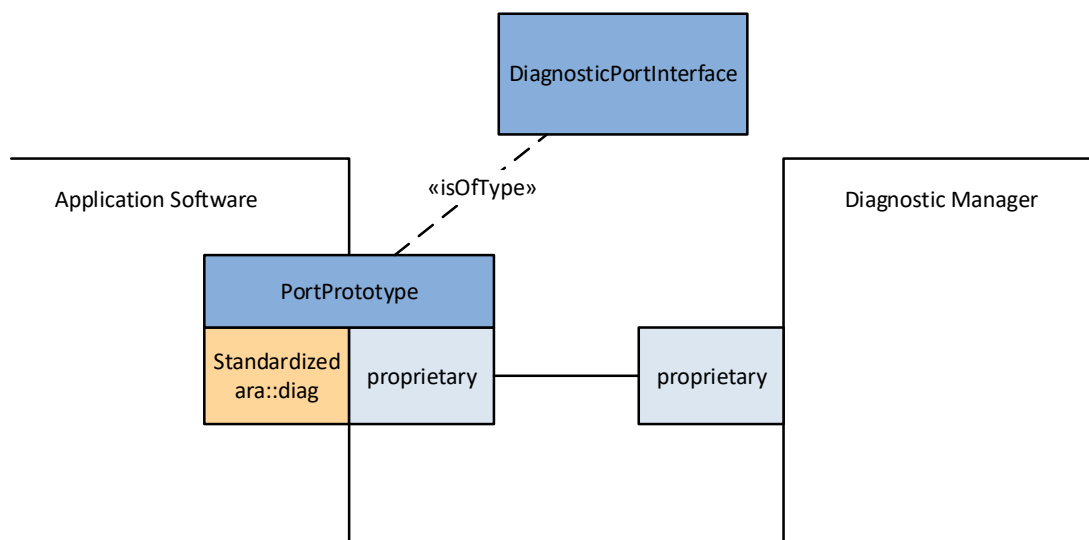


Figure 3.39: Standardized vs. proprietary parts in the implementation of `ara::diag`

This arrangement tries to provide the application programmer with the simplest possible API from the application's point of view. At the same time it hides a lot of the complexity of the interaction between application and `Diagnostic Manager` behind a solid abstraction layer.

[TPS_MANI_01242]{DRAFT} **PortInterfaces** used for communication with the AUTOSAR Diagnostic Manager [All `PortInterfaces` used for this purpose are derived from the abstract meta-class `DiagnosticPortInterface`. A `DiagnosticPortInterface` does not implement a service-oriented communication pattern, in particular there is no explicit service discovery on the API level involved.] ([RS_MANI_00061](#))

The specializations of `DiagnosticPortInterface` cover the various aspects of diagnostic communication, e.g. the implementation of diagnostic routines, the reporting of diagnostic events or the access to a Diagnostic Data Identifier (DID).

Class	<i>DiagnosticPortInterface</i> (abstract)			
Package	M2::AUTOSARTemplates::AdaptivePlatform::ApplicationDesign::PortInterface::DiagnosticPortInterface			
Note	This meta-class serves as an abstract base-class for all diagnostics-related PortInterfaces. Tags: atp.Status=draft			
Base	ARElement , ARObject , AtpBlueprint , AtpBlueprintable , AtpClassifier , AtpType , CollectableElement , Identifiable , MultilanguageReferrable , PackageableElement , PortInterface , Referrable			
Subclasses	DiagnosticAbstractDataIdentifierInterface , DiagnosticAbstractRoutineInterface , DiagnosticConditionInterface , DiagnosticDTCInformationInterface , DiagnosticDoIPGroupIdentificationInterface , DiagnosticDoIPPowerModeInterface , DiagnosticDownloadInterface , DiagnosticEventInterface , DiagnosticGenericUdsInterface , DiagnosticIndicatorInterface , DiagnosticMonitorInterface , DiagnosticOperationCycleInterface , DiagnosticSecurityLevelInterface , DiagnosticServiceValidationInterface , DiagnosticUploadInterface			
Attribute	Type	Mul.	Kind	Note
-	-	-	-	-

Table 3.58: DiagnosticPortInterface

Figure 3.40 depicts all meta-classes that directly inherit from `DiagnosticPortInterface`.

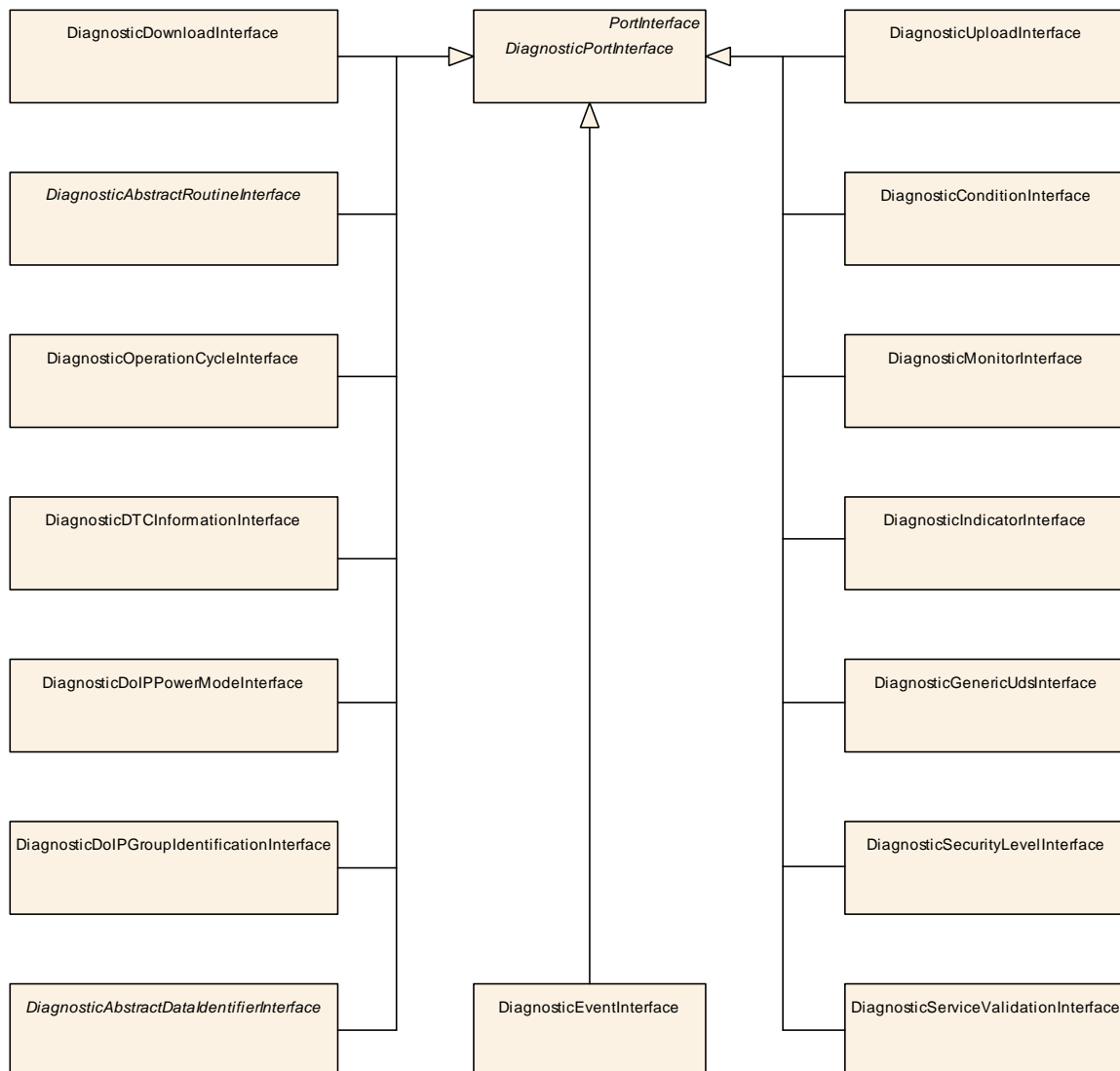


Figure 3.40: Modeling of [PortInterfaces](#) for diagnostic purposes

3.11.2 Diagnostic Routine Interface

The convention for the creation of diagnostic routines is to establish at most three methods for each diagnostic routine:

- Start the execution of the routine.
- Stop the execution of the routine.
- Request the results of the routine's execution.

In response to this convention the [DiagnosticRoutineInterface](#) is modeled to aggregate [ClientServerOperation](#) in three dedicated roles: [start](#), [stop](#), and [requestResult](#).

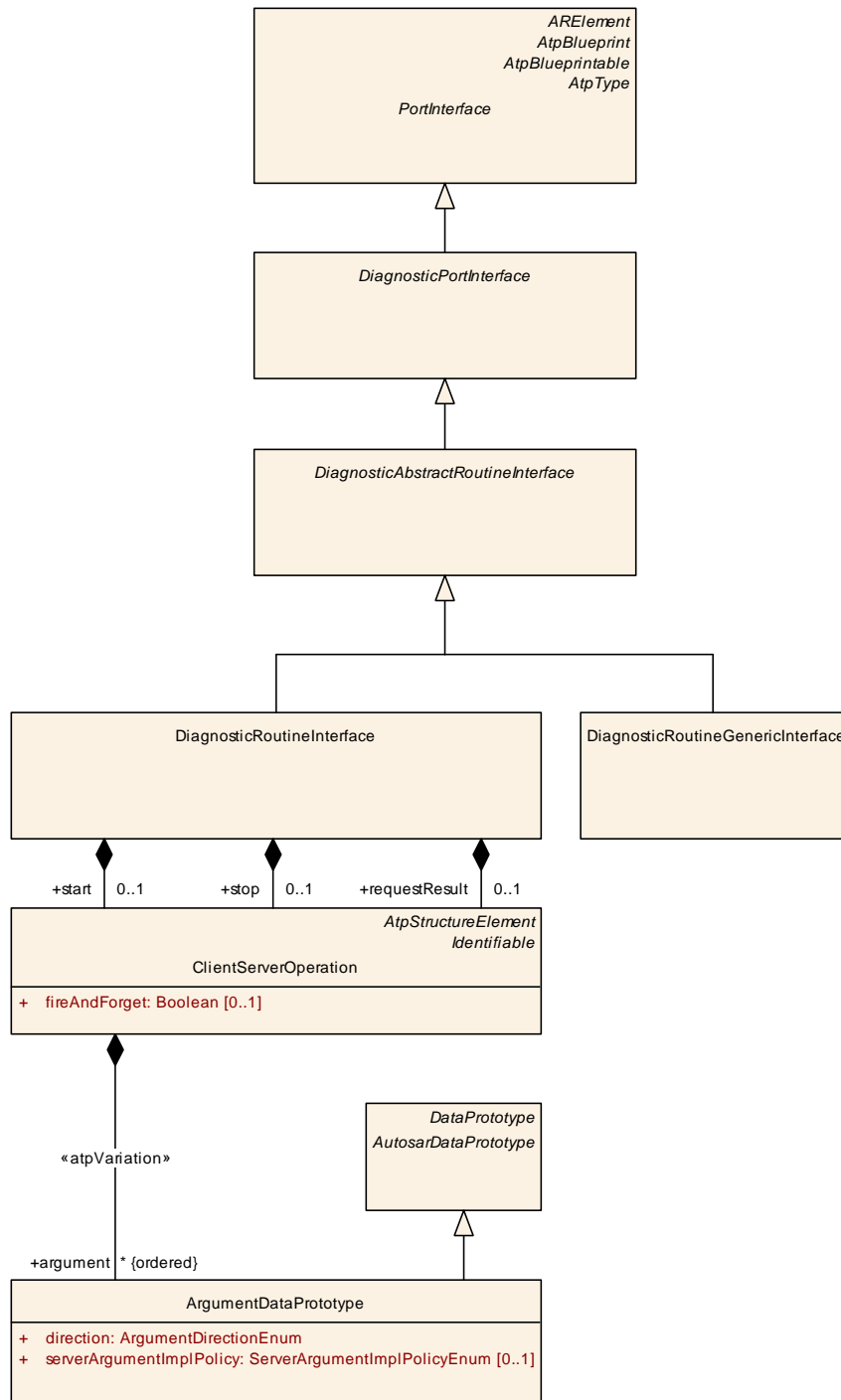


Figure 3.41: Modeling of DiagnosticRoutineInterface

[constr_1696]{DRAFT} ClientServerOperation aggregated by **DiagnosticRoutineInterface** [Any **ClientServerOperation** aggregated by a **DiagnosticRoutineInterface** shall not define the following attributes:

- **fireAndForget**
- **possibleApError**

- [possibleApErrorSet](#)

]()

Class	DiagnosticRoutineInterface			
Package	M2::AUTOSARTemplates::AdaptivePlatform::ApplicationDesign::PortInterface::DiagnosticPortInterface			
Note	This meta-class represents the ability to implement a routine-focused PortInterface for diagnostics on the adaptive platform. Tags: atp.Status=draft atp.recommendedPackage=DiagnosticPortInterfaces			
Base	ARElement , ARObject , AtpBlueprint , AtpBlueprintable , AtpClassifier , AtpType , CollectableElement , DiagnosticAbstractRoutineInterface , DiagnosticPortInterface , Identifiable , MultilanguageReferrable , PackageableElement , PortInterface , Referrable			
Attribute	Type	Mul.	Kind	Note
requestResult	ClientServerOperation	0..1	aggr	This represents the request result method of the diagnostic routine. Tags: atp.Status=draft
start	ClientServerOperation	0..1	aggr	This represents the start method of the diagnostic routine. Tags: atp.Status=draft
stop	ClientServerOperation	0..1	aggr	This represents the stop method of the diagnostic routine. Tags: atp.Status=draft

Table 3.59: DiagnosticRoutineInterface

The arguments to the diagnostic routine shall be modeled as the arguments of the respective [ClientServerOperations](#) aggregated in the roles [start](#), [stop](#), and [requestResult](#).

In addition to the modeling of "typed" diagnostic routines using the [DiagnosticRoutineInterface](#) it is possible to use the [DiagnosticRoutineGenericInterface](#) to define a diagnostic routine for which no further formalization is provided.

Class	DiagnosticRoutineGenericInterface			
Package	M2::AUTOSARTemplates::AdaptivePlatform::ApplicationDesign::PortInterface::DiagnosticPortInterface			
Note	This meta-class represents the ability to implement a generic Routine-focused PortInterface for diagnostics on the adaptive platform. Tags: atp.Status=draft atp.recommendedPackage=DiagnosticPortInterfaces			
Base	ARElement , ARObject , AtpBlueprint , AtpBlueprintable , AtpClassifier , AtpType , CollectableElement , DiagnosticAbstractRoutineInterface , DiagnosticPortInterface , Identifiable , MultilanguageReferrable , PackageableElement , PortInterface , Referrable			
Attribute	Type	Mul.	Kind	Note
–	–	–	–	–

Table 3.60: DiagnosticRoutineGenericInterface

This means that implicitly there are still up to three methods defined for the already mentioned roles of a diagnostic routine.

However, the methods inside the context of such a generic diagnostic routine would always use plain byte arrays as the arguments and therefore a formalization within the AUTOSAR meta-model does not make sense any longer.

Meta-class `DiagnosticAbstractRoutineInterface` serves as the abstract base class to all routine-related `DiagnosticPortInterfaces` on the *AUTOSAR adaptive platform*.

Class	<i>DiagnosticAbstractRoutineInterface</i> (abstract)			
Package	M2::AUTOSARTemplates::AdaptivePlatform::ApplicationDesign::PortInterface::DiagnosticPortInterface			
Note	This meta-class serves as the abstract base class of PortInterfaces dedicated to routine execution on the AUTOSAR adaptive platform. Tags: atp.Status=draft			
Base	ARElement , ARObject , AtpBlueprint , AtpBlueprintable , AtpClassifier , AtpType , CollectableElement , DiagnosticPortInterface , Identifiable , MultilanguageReferrable , PackageableElement , PortInterface , Referrable			
Subclasses	DiagnosticRoutineGenericInterface , DiagnosticRoutineInterface			
Attribute	Type	Mul.	Kind	Note
–	–	–	–	–

Table 3.61: DiagnosticAbstractRoutineInterface

3.11.3 Interface to Data Identifier and Element of Data Identifier

The ability to access diagnostic-relevant **data** in the application software is formalized in another abstract sub-class of `DiagnosticPortInterface`: `DiagnosticAbstractDataIdentifierInterface`.

Meta-class `DiagnosticAbstractDataIdentifierInterface`, in turn, defines three concrete subclasses that represent the concrete abilities to access diagnostic-related data in the application software.

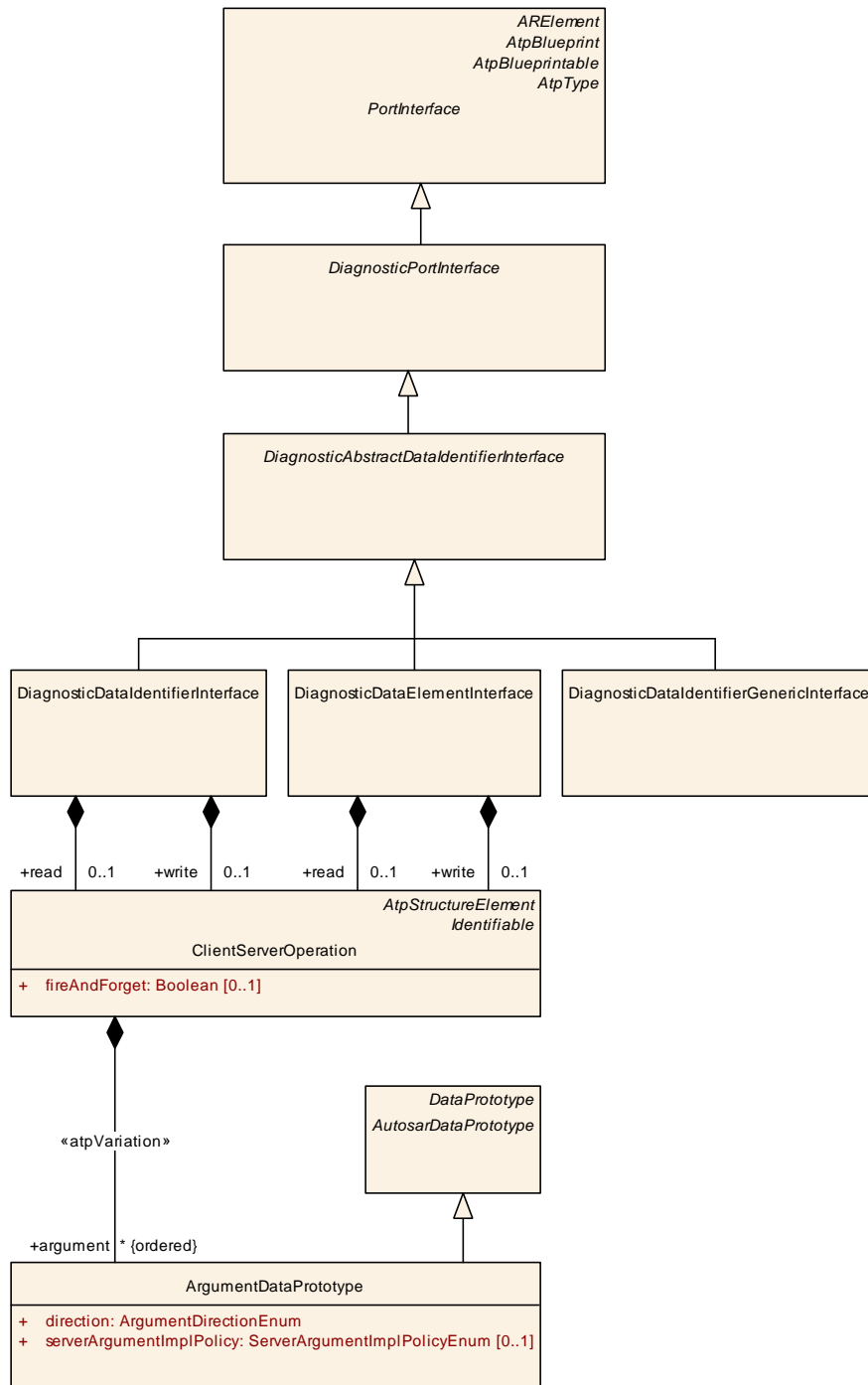


Figure 3.42: Modeling of DiagnosticDataIdentifierInterface

[TPS_MANI_01243]{DRAFT} **Semantics of DiagnosticDataIdentifierInterface** [DiagnosticDataIdentifierInterface is used to access the content of an entire DID at once.

For this purpose up to two ClientServerOperations are aggregated in the roles read and write, depending on the concrete use case for a specific DiagnosticDataIdentifierInterface.](RS_MANI_00061)

Class	DiagnosticDataIdentifierInterface			
Package	M2::AUTOSARTemplates::AdaptivePlatform::ApplicationDesign::PortInterface::DiagnosticPortInterface			
Note	This meta-class represents the ability to implement a DID-focused PortInterface for diagnostics on the adaptive platform. Tags: atp.Status=draft atp.recommendedPackage=DiagnosticPortInterfaces			
Base	ARElement , ARObject , AtpBlueprint , AtpBlueprintable , AtpClassifier , AtpType , CollectableElement , DiagnosticAbstractDataIdentifierInterface , DiagnosticPortInterface , Identifiable , MultilanguageReferrable , PackageableElement , PortInterface , Referrable			
Attribute	Type	Mul.	Kind	Note
read	ClientServerOperation	0..1	aggr	This represents the method to read the content of a diagnostic data identifier. Tags: atp.Status=draft
write	ClientServerOperation	0..1	aggr	This represents the method to write the contents of a diagnostic data identifier. Tags: atp.Status=draft

Table 3.62: DiagnosticDataIdentifierInterface

[TPS_MANI_01244]{DRAFT} **Semantics of [DiagnosticDataElementInterface](#)** [[DiagnosticDataElementInterface](#) is used to access the content of an element within a given DID.

For this purpose up to two [ClientServerOperations](#) are aggregated in the roles [read](#) and [write](#), depending on the concrete use case for a specific [DiagnosticDataElementInterface](#).]()

Class	DiagnosticDataElementInterface			
Package	M2::AUTOSARTemplates::AdaptivePlatform::ApplicationDesign::PortInterface::DiagnosticPortInterface			
Note	This meta-class represents the ability to implement a element-of-DID-focused PortInterface for diagnostics on the adaptive platform. Tags: atp.Status=draft atp.recommendedPackage=DiagnosticPortInterfaces			
Base	ARElement , ARObject , AtpBlueprint , AtpBlueprintable , AtpClassifier , AtpType , CollectableElement , DiagnosticAbstractDataIdentifierInterface , DiagnosticPortInterface , Identifiable , MultilanguageReferrable , PackageableElement , PortInterface , Referrable			
Attribute	Type	Mul.	Kind	Note
read	ClientServerOperation	0..1	aggr	This represents the method to read the content of an element of a diagnostic data identifier. Tags: atp.Status=draft
write	ClientServerOperation	0..1	aggr	This represents the method to write the content of an element of a diagnostic data identifier. Tags: atp.Status=draft

Table 3.63: DiagnosticDataElementInterface

[TPS_MANI_01245]{DRAFT} **Semantics of [DiagnosticDataIdentifierGenericInterface](#)** [[DiagnosticDataIdentifierInterface](#) is used to access the content of an entire DID at once.

For this purpose methods will be defined with a read and write semantics, but these methods will always only provide arguments that are byte-arrays.

Therefore, a further formalization of these methods for reading and writing data within the context of the AUTOSAR meta-model does not make sense and is therefore omitted.]([RS_MANI_00061](#))

Class	DiagnosticDataIdentifierGenericInterface			
Package	M2::AUTOSARTemplates::AdaptivePlatform::ApplicationDesign::PortInterface::DiagnosticPortInterface			
Note	This meta-class represents the ability to implement a generic DID-focused PortInterface for diagnostics on the adaptive platform. Tags: atp.Status=draft atp.recommendedPackage=DiagnosticPortInterfaces			
Base	ARElement , ARObject , AtpBlueprint , AtpBlueprintable , AtpClassifier , AtpType , CollectableElement , DiagnosticAbstractDataIdentifierInterface , DiagnosticPortInterface , Identifiable , MultilanguageReferrable , PackageableElement , PortInterface , Referrable			
Attribute	Type	Mul.	Kind	Note
–	–	–	–	–

Table 3.64: DiagnosticDataIdentifierGenericInterface

Please note that it is necessary to put some restrictions on the `argument unless` a given `DiagnosticDataIdentifierInterface` or `DiagnosticDataElementInterface` aggregates **only one** `ClientServerOperation` in **either** the role `read` or `write`.

[constr_1697]{DRAFT} Restriction for `ClientServerOperation` aggregated by a `DiagnosticDataIdentifierInterface` or `DiagnosticDataElementInterface` [If meta-classes `DiagnosticDataIdentifierInterface` or `DiagnosticDataElementInterface` aggregate two `ClientServerOperations` then

- The two `ClientServerOperations` shall have the same number of `arguments`.
- The `arguments` on the n^{th} position in the collection of `arguments` shall have identical properties, except the `direction`. In particular, the following conditions shall be fulfilled with respect to attribute `direction`:
 - Any `ArgumentDataPrototype` aggregated by a `ClientServerOperation` that is itself aggregated in either the role `DiagnosticDataIdentifierInterface.read` or `DiagnosticDataElementInterface.read` shall set attribute `direction` to `out`.
 - Any `ArgumentDataPrototype` aggregated by a `ClientServerOperation` that is itself aggregated in either the role `DiagnosticDataIdentifierInterface.write` or `DiagnosticDataElementInterface.write` shall set attribute `direction` to `in`.

]()

3.11.4 Interface to diagnostic Events

AUTOSAR defines several subclasses of `DiagnosticPortInterface` that are dedicated to the handling of diagnostic events.

[TPS_MANI_01246]{DRAFT} **Semantics of DiagnosticMonitorInterface** [Meta-class *DiagnosticMonitorInterface* represents the ability to report diagnostic events to the AUTOSAR Diagnostic Manager.]([RS_MANI_00061](#))

Class	DiagnosticMonitorInterface			
Package	M2::AUTOSARTemplates::AdaptivePlatform::ApplicationDesign::PortInterface::DiagnosticPortInterface			
Note	This meta-class represents the ability to implement a monitor-focused PortInterface for diagnostics on the adaptive platform. Tags: atp.Status=draft atp.recommendedPackage=DiagnosticPortInterfaces			
Base	ARElement , ARObject , AtpBlueprint , AtpBlueprintable , AtpClassifier , AtpType , CollectableElement , DiagnosticPortInterface , Identifiable , MultilanguageReferrable , PackageableElement , PortInterface , Referrable			
Attribute	Type	Mul.	Kind	Note
-	-	-	-	-

Table 3.65: DiagnosticMonitorInterface

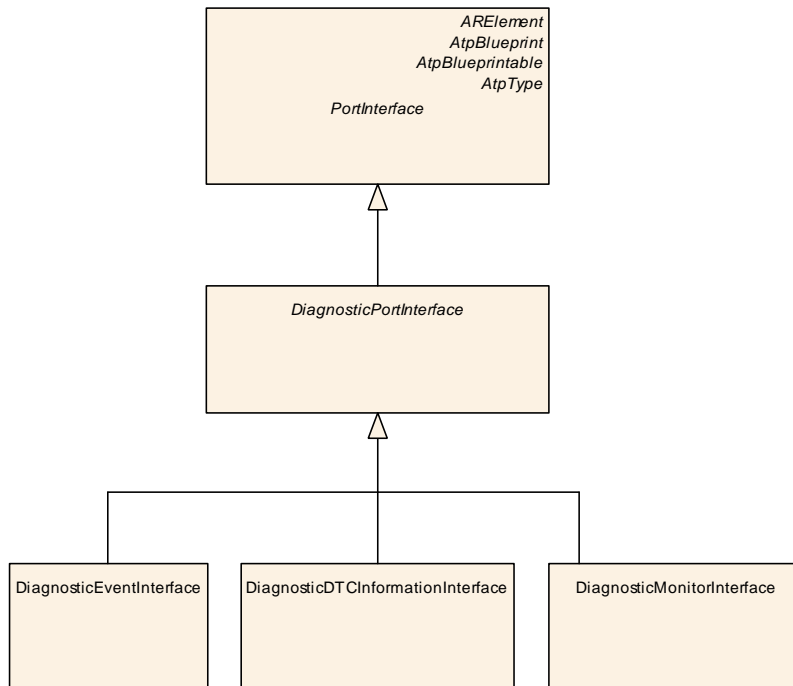


Figure 3.43: Modeling of DiagnosticEventInterface

[TPS_MANI_01247]{DRAFT} **Semantics of DiagnosticDTCInformationInterface** [Meta-class *DiagnosticDTCInformationInterface* represents the ability to retrieve information about a given diagnostic trouble code.]([RS_MANI_00061](#))

Class	DiagnosticDTCInformationInterface			
Package	M2::AUTOSARTemplates::AdaptivePlatform::ApplicationDesign::PortInterface::DiagnosticPortInterface			
Note	This meta-class represents the ability to implement a PortInterface to access the properties of DTCs on the adaptive platform. Tags: atp.Status=draft atp.recommendedPackage=DiagnosticPortInterfaces			
Base	ARElement , ARObject , AtpBlueprint , AtpBlueprintable , AtpClassifier , AtpType , CollectableElement , DiagnosticPortInterface , Identifiable , MultilanguageReferrable , PackageableElement , PortInterface , Referrable			
Attribute	Type	Mul.	Kind	Note
–	–	–	–	–

Table 3.66: DiagnosticDTCInformationInterface

[TPS_MANI_01248]{DRAFT} **Semantics of [DiagnosticEventInterface](#)** [Meta-class [DiagnosticEventInterface](#) represents the ability to retrieve information about a given diagnostic event.] ([RS_MANI_00061](#))

Class	DiagnosticEventInterface			
Package	M2::AUTOSARTemplates::AdaptivePlatform::ApplicationDesign::PortInterface::DiagnosticPortInterface			
Note	This meta-class represents the ability to implement a PortInterface to access the properties of diagnostic events on the adaptive platform. Tags: atp.Status=draft atp.recommendedPackage=DiagnosticPortInterfaces			
Base	ARElement , ARObject , AtpBlueprint , AtpBlueprintable , AtpClassifier , AtpType , CollectableElement , DiagnosticPortInterface , Identifiable , MultilanguageReferrable , PackageableElement , PortInterface , Referrable			
Attribute	Type	Mul.	Kind	Note
–	–	–	–	–

Table 3.67: DiagnosticEventInterface

3.11.5 Interface to diagnostic Condition

[TPS_MANI_01249]{DRAFT} **Semantics of [DiagnosticConditionInterface](#)** [AUTOSAR supports different diagnostic conditions, i.e. enable condition, storage condition, and clear condition. This aspect is represented in the definition of the [DiagnosticConditionInterface](#) for the *AUTOSAR adaptive platform*.] ([RS_MANI_00061](#))

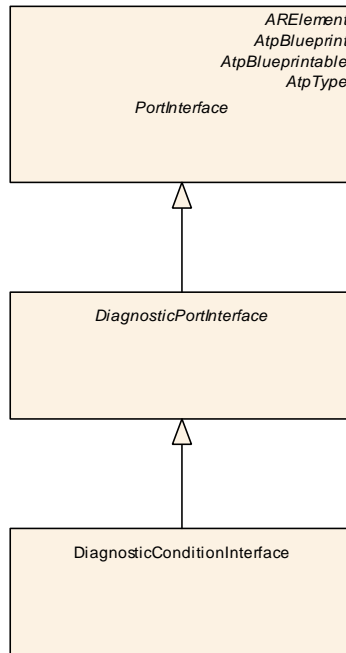


Figure 3.44: Modeling of DiagnosticConditionInterface

Class	DiagnosticConditionInterface			
Package	M2::AUTOSARTemplates::AdaptivePlatform::ApplicationDesign::PortInterface::DiagnosticPortInterface			
Note	This meta-class represents the ability to implement a PortInterface to process requests for diagnostic conditions on the adaptive platform. Tags: atp.Status=draft atp.recommendedPackage=DiagnosticPortInterfaces			
Base	ARElement , ARObject , AtpBlueprint , AtpBlueprintable , AtpClassifier , AtpType , CollectableElement , DiagnosticPortInterface , Identifiable , MultilanguageReferrable , PackageableElement , PortInterface , Referrable			
Attribute	Type	Mul.	Kind	Note
-	-	-	-	-

Table 3.68: DiagnosticConditionInterface

The [DiagnosticConditionInterface](#) does not require any further details in its formalization.

3.11.6 Indicator Interface

[TPS_MANI_01250]{DRAFT} Semantics of DiagnosticIndicatorInterface
 [The usage of the [DiagnosticIndicatorInterface](#) is foreseen for software that implements a diagnostic indicator (i.e. a warning light on the dashboard).]
 ([RS_MANI_00061](#))

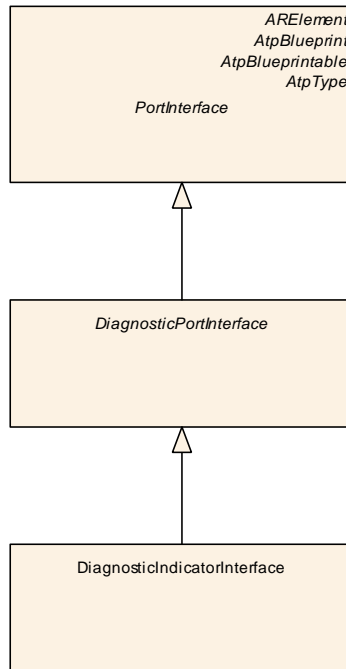


Figure 3.45: Modeling of DiagnosticIndicatorInterface

Class	DiagnosticIndicatorInterface			
Package	M2::AUTOSARTemplates::AdaptivePlatform::ApplicationDesign::PortInterface::DiagnosticPortInterface			
Note	This meta-class represents the ability to implement a PortInterface to implement indicator functionality on the adaptive platform. Tags: atp.Status=draft atp.recommendedPackage=DiagnosticPortInterfaces			
Base	ARElement , ARObject , AtpBlueprint , AtpBlueprintable , AtpClassifier , AtpType , CollectableElement , DiagnosticPortInterface , Identifiable , MultilanguageReferrable , PackageableElement , PortInterface , Referrable			
Attribute	Type	Mul.	Kind	Note
-	-	-	-	-

Table 3.69: DiagnosticIndicatorInterface

The [DiagnosticIndicatorInterface](#) does not require any further details in its formalization.

3.11.7 Security Level Interface

[TPS_MANI_01251]{DRAFT} **Semantics of [DiagnosticSecurityLevelInterface](#)** [The usage of the [DiagnosticSecurityLevelInterface](#) is foreseen for software that implements the checks for the clearance of a given security level.]
([RS_MANI_00061](#))

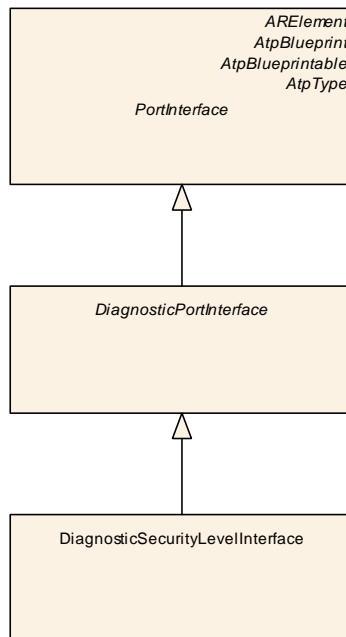


Figure 3.46: Modeling of **DiagnosticSecurityLevelInterface**

Class	DiagnosticSecurityLevelInterface			
Package	M2::AUTOSARTemplates::AdaptivePlatform::ApplicationDesign::PortInterface::DiagnosticPortInterface			
Note	This meta-class represents the ability to implement a security-level-focused PortInterface for diagnostics on the adaptive platform. Tags: atp.Status=draft atp.recommendedPackage=DiagnosticPortInterfaces			
Base	ARElement , ARObject , AtpBlueprint , AtpBlueprintable , AtpClassifier , AtpType , CollectableElement , DiagnosticPortInterface , Identifiable , MultilanguageReferrable , PackageableElement , PortInterface , Referrable			
Attribute	Type	Mul.	Kind	Note
–	–	–	–	–

Table 3.70: DiagnosticSecurityLevelInterface

The **DiagnosticSecurityLevelInterface** does not require any further details in its formalization.

3.11.8 Service Validation Interface

[TPS_MANI_01252]{DRAFT} **Semantics of DiagnosticServiceValidationInterface** [The usage of the **DiagnosticServiceValidationInterface** is foreseen for software that implements the checks for clearance on manufacturer or supplier level.]([RS_MANI_00061](#))

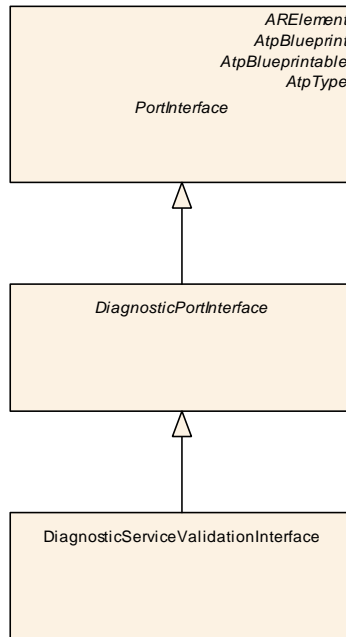


Figure 3.47: Modeling of [DiagnosticServiceValidationInterface](#)

Class	DiagnosticServiceValidationInterface			
Package	M2::AUTOSARTemplates::AdaptivePlatform::ApplicationDesign::PortInterface::DiagnosticPortInterface			
Note	This meta-class represents the ability to implement a PortInterface to process requests for service validation on the adaptive platform. Tags: atp.Status=draft atp.recommendedPackage=DiagnosticPortInterfaces			
Base	ARElement , ARObject , AtpBlueprint , AtpBlueprintable , AtpClassifier , AtpType , CollectableElement , DiagnosticPortInterface , Identifiable , MultilanguageReferrable , PackageableElement , PortInterface , Referrable			
Attribute	Type	Mul.	Kind	Note
-	-	-	-	-

Table 3.71: DiagnosticServiceValidationInterface

The [DiagnosticServiceValidationInterface](#) does not require any further details in its formalization.

3.11.9 Operation Cycle Interface

[TPS_MANI_01253]{DRAFT} **Semantics of [DiagnosticOperationCycleInterface](#)** [The usage of the [DiagnosticOperationCycleInterface](#) is foreseen for software that implements the manages the operation cycles.] ([RS_MANI_00061](#))

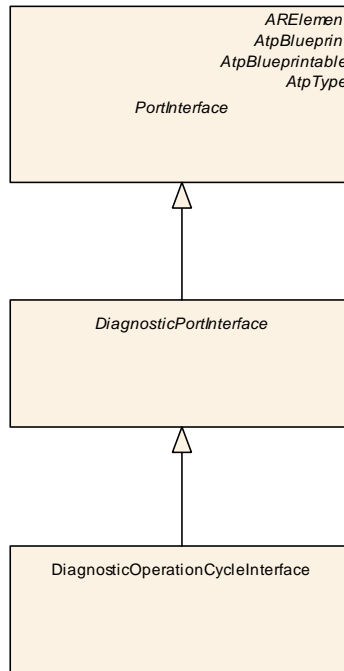


Figure 3.48: Modeling of DiagnosticOperationCycleInterface

Class	DiagnosticOperationCycleInterface			
Package	M2::AUTOSARTemplates::AdaptivePlatform::ApplicationDesign::PortInterface::DiagnosticPortInterface			
Note	This meta-class represents the ability to implement a PortInterface to process requests for operation cycles on the adaptive platform. Tags: atp.Status=draft atp.recommendedPackage=DiagnosticPortInterfaces			
Base	ARElement , ARObject , AtpBlueprint , AtpBlueprintable , AtpClassifier , AtpType , CollectableElement , DiagnosticPortInterface , Identifiable , MultilanguageReferrable , PackageableElement , PortInterface , Referrable			
Attribute	Type	Mul.	Kind	Note
-	-	-	-	-

Table 3.72: DiagnosticOperationCycleInterface

The [DiagnosticOperationCycleInterface](#) does not require any further details in its formalization.

3.11.10 Generic UDS Interface

[TPS_MANI_01254]{DRAFT} Semantics of DiagnosticGenericUdsInterface
 [The AUTOSAR diagnostic communication API also foresees the existence of one DiagnosticPortInterface that support the implementation of a completely generic handler of a UDS service.] ([RS_MANI_00061](#))

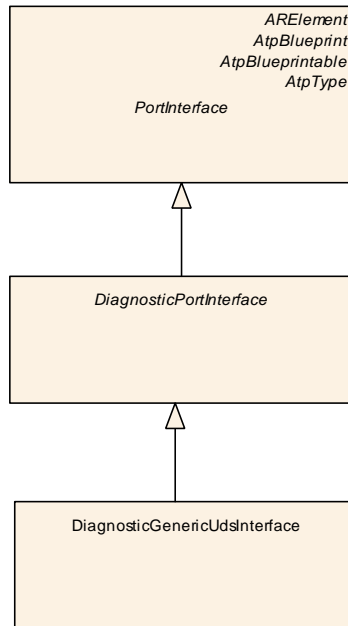


Figure 3.49: Modeling of DiagnosticGenericUdsInterface

Class	DiagnosticGenericUdsInterface			
Package	M2::AUTOSARTemplates::AdaptivePlatform::ApplicationDesign::PortInterface::DiagnosticPortInterface			
Note	This meta-class represents the ability to implement a generic UDS PortInterface for diagnostics on the adaptive platform. Tags: atp.Status=draft atp.recommendedPackage=DiagnosticPortInterfaces			
Base	ARElement , ARObject , AtpBlueprint , AtpBlueprintable , AtpClassifier , AtpType , CollectableElement , DiagnosticPortInterface , Identifiable , MultilanguageReferrable , PackageableElement , PortInterface , Referrable			
Attribute	Type	Mul.	Kind	Note
-	-	-	-	-

Table 3.73: DiagnosticGenericUdsInterface

The [DiagnosticGenericUdsInterface](#) does not require any further details in its formalization.

3.11.11 DoIP Interfaces

[TPS_MANI_01255]{DRAFT} Semantics of [DiagnosticGenericUdsInterface](#)

The AUTOSAR diagnostic communication API also foresees the existence of [DiagnosticPortInterfaces](#) to implement functionalities in the context of DoIP operation.

Specifically, the following concrete sub-classes of [DiagnosticPortInterface](#) are defined to support the implementation of functionalities in the context of DoIP:

- [DiagnosticDoIPGroupIdentificationInterface](#)
- [DiagnosticDoIPPowerModeInterface](#)

](RS_MANI_00061)

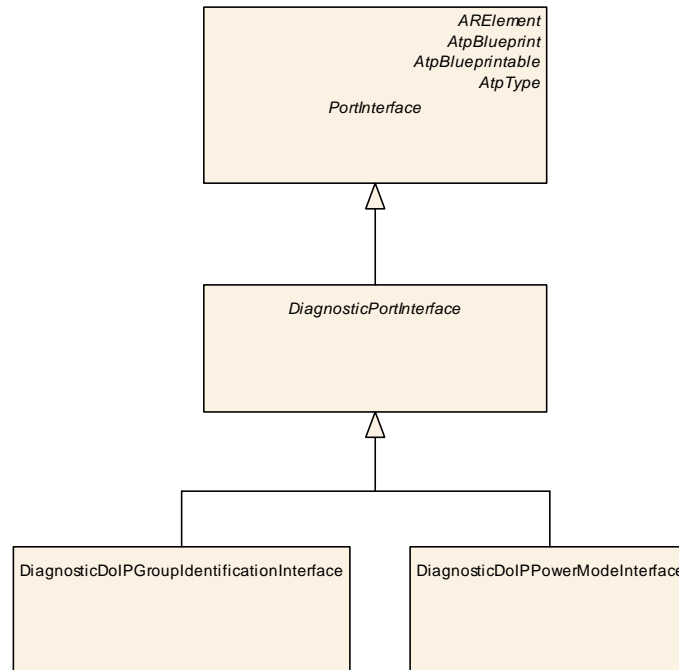


Figure 3.50: Modeling of DiagnosticDoIPGroupIdentificationInterface and DiagnosticDoIPPowerModeInterface

Class	DiagnosticDoIPGroupIdentificationInterface			
Package	M2::AUTOSARTemplates::AdaptivePlatform::ApplicationDesign::PortInterface::DiagnosticPortInterface			
Note	This meta-class represents the ability to implement a PortInterface to implement the DoIP Group Identification on the adaptive platform. Tags: atp.Status=draft atp.recommendedPackage=DiagnosticPortInterfaces			
Base	ARElement , ARObject , AtpBlueprint , AtpBlueprintable , AtpClassifier , AtpType , CollectableElement , DiagnosticPortInterface , Identifiable , MultilanguageReferrable , PackageableElement , PortInterface , Referrable			
Attribute	Type	Mul.	Kind	Note
-	-	-	-	-

Table 3.74: DiagnosticDoIPGroupIdentificationInterface

Class	DiagnosticDoIPPowerModeInterface			
Package	M2::AUTOSARTemplates::AdaptivePlatform::ApplicationDesign::PortInterface::DiagnosticPortInterface			
Note	This meta-class represents the ability to implement a PortInterface to implement the DoIP Power Mode on the adaptive platform. Tags: atp.Status=draft atp.recommendedPackage=DiagnosticPortInterfaces			
Base	ARElement , ARObject , AtpBlueprint , AtpBlueprintable , AtpClassifier , AtpType , CollectableElement , DiagnosticPortInterface , Identifiable , MultilanguageReferrable , PackageableElement , PortInterface , Referrable			



△

Class	DiagnosticDoIPPowerModeInterface			
Attribute	Type	Mul.	Kind	Note
-	-	-	-	-

Table 3.75: DiagnosticDoIPPowerModeInterface

The [DiagnosticDoIPGroupIdentificationInterface](#) and [DiagnosticDoIPPowerModeInterface](#) do not require any further details in its formalization.

3.11.12 Diagnostic Interfaces for Upload and Download

[TPS_MANI_01265]{DRAFT} **Semantics of [DiagnosticDownloadInterface](#) and [DiagnosticDownloadInterface](#)** [The AUTOSAR diagnostic communication API also foresees the existence of [DiagnosticPortInterfaces](#) to implement upload and download via diagnostic channels.

Specifically, the following concrete sub-classes of [DiagnosticPortInterface](#) are defined to support the implementation of upload and download:

- [DiagnosticUploadInterface](#)
- [DiagnosticDownloadInterface](#)

]([RS_MANI_00061](#))

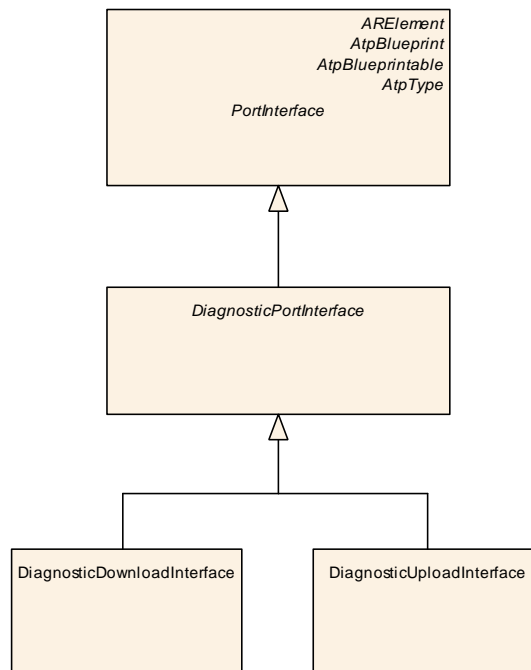


Figure 3.51: Modeling of [DiagnosticUploadInterface](#) and [DiagnosticDownloadInterface](#)

Class	DiagnosticUploadInterface			
Package	M2::AUTOSARTemplates::AdaptivePlatform::ApplicationDesign::PortInterface::DiagnosticPortInterface			
Note	This meta-class represents the ability to implement a PortInterface to process requests for uploading data using diagnostic channels on the adaptive platform. Tags: atp.Status=draft atp.recommendedPackage=DiagnosticPortInterfaces			
Base	ARElement , ARObject , AtpBlueprint , AtpBlueprintable , AtpClassifier , AtpType , CollectableElement , DiagnosticPortInterface , Identifiable , MultilanguageReferrable , PackageableElement , PortInterface , Referrable			
Attribute	Type	Mul.	Kind	Note
–	–	–	–	–

Table 3.76: DiagnosticUploadInterface

Class	DiagnosticDownloadInterface			
Package	M2::AUTOSARTemplates::AdaptivePlatform::ApplicationDesign::PortInterface::DiagnosticPortInterface			
Note	This meta-class represents the ability to implement a PortInterface to process requests for downloading data using diagnostic channels on the adaptive platform. Tags: atp.Status=draft atp.recommendedPackage=DiagnosticPortInterfaces			
Base	ARElement , ARObject , AtpBlueprint , AtpBlueprintable , AtpClassifier , AtpType , CollectableElement , DiagnosticPortInterface , Identifiable , MultilanguageReferrable , PackageableElement , PortInterface , Referrable			
Attribute	Type	Mul.	Kind	Note
–	–	–	–	–

Table 3.77: DiagnosticDownloadInterface

The [DiagnosticUploadInterface](#) and [DiagnosticDownloadInterface](#) do not require any further details in its formalization.

3.12 Interaction Endpoint for Application

The interaction of software-components with the outside world can take several forms, e.g. service-oriented communication or the interaction with a persistent data storage.

A formal representation of the interaction needs to be described as an anchor point for adding various additional configuration attributes that make sense in this context but would not make sense in the context of a [PortInterface](#).

There is a model element that already has a long-standing tradition in the AUTOSAR meta-model for exactly the described purpose: the [PortPrototype](#).

The following sub-chapters discuss the interaction by means of [PortPrototypes](#) with software “outside” a given software-component with the focus on different kinds of interaction that require different ways to further contribute model elements for configuration.

3.12.1 Service-oriented Communication

The service-oriented communication by means of `PortPrototypes` does **not** support the concept of a communication endpoint that is both required and provided **at the same time**. This motivates the existence of `[constr_1473]`.

`[constr_1473]{DRAFT}` **No support for `PRPortPrototype`** [A `ServiceInterface` shall not be referenced by a `PRPortPrototype` in the role `providedRequiredInterface`.]()

`[TPS_MANI_01039]{DRAFT}` **Representation of provided service** [A **provided service** shall be modeled by means of an `PPortPrototype` that is typed by a `ServiceInterface`.](`RS_MANI_00002`)

`[TPS_MANI_01040]{DRAFT}` **Representation of required service** [A **required service** shall be modeled by means of an `RPortPrototype` that is typed by a `ServiceInterface`.](`RS_MANI_00002`)

For more background regarding the rationale of `[constr_1473]`, please refer to [1].

Please note that the utilization of service discovery on the *AUTOSAR adaptive platform* means that opposite communication ends **are by design not known upfront**.

As a consequence, it is in general not possible to use `AssemblySwConnectors` to model a pre-defined relation between two communication endpoints modeled as `PortPrototypes`.

Independent of the issue described above, it is still necessary to provide means for configuration of a given `PortPrototype` on different levels:

- The `PortPrototype` itself (i.e. as a whole) may need to be customized, independently of the kind or number of elements aggregated by the corresponding `ServiceInterface`. This aspect is discussed in section 3.12.4.
- The usage of elements of the corresponding `ServiceInterface` may need to be configured for a given `PortPrototype`. This aspect is discussed in section 3.12.5.

3.12.2 Interaction with Persistent Key-Value Storage

The usage of `PortPrototypes` for the purpose of interacting with *persistent key-value storage* is less restricted than in the case of service-oriented communication. In other words, it is perfectly valid to use a `PRPortPrototype` where applicable.

`[TPS_MANI_01073]{DRAFT}` **Semantics of `PortPrototype` typed by `PersistenceKeyValueDatabaseInterface`** [The usage of a specific sub-class of `PortPrototype` typed by `PersistenceKeyValueDatabaseInterface` indicates the intended semantics of interaction:

- The usage of a `RPortPrototype` indicates that the persistent data can only be **read from** the persistent storage.
- The usage of a `PPortPrototype` indicates that the persistent data can only be **written to** the persistent storage.
- The usage of a `PRPortPrototype` indicates that the persistent data can be **read from** as well as **written to** the persistent storage.

]([RS_MANI_00027](#))

3.12.3 Interaction with Persistent File-Based Storage

Interaction with **persistent file-based storage** can involve the ability to read from and write to a file by the same application. Therefore, the existence of a `PRPortPrototype` typed by a `PersistencyFileProxyInterface` shall be supported.

[TPS_MANI_01081]{DRAFT} **Semantics of `PortPrototype` typed by `PersistencyFileProxyInterface`** [The usage of a specific sub-class of `PortPrototype` typed by `PersistencyFileProxyInterface` indicates the intended semantics of interaction:

- The usage of a `RPortPrototype` indicates that the corresponding file(s) can be **opened for read access**.
- The usage of a `PPortPrototype` indicates that the corresponding file(s) can be **opened or created for write access**. Also, there is the ability to **delete** a file.
- The usage of a `PRPortPrototype` indicates that the corresponding file(s) can be **opened or created for read and write access**. Also, there is the ability to **delete** a file.

]([RS_MANI_00027](#))

3.12.4 Port Prototype Props

As mentioned before, in some cases a qualification of the semantics of `PortPrototypes` is necessary. For this purpose, AUTOSAR typically defines a *props* class of some kind. The same approach applies in this situation as well.

In particular, `PortPrototype` aggregates the abstract meta-class `PortPrototypeProps`, that in turn starts an inheritance tree of derived meta-classes that have the ability to qualify sub-classes of `PortPrototype` accordingly.

One example for this approach is the definition of the meta-class `RPortPrototypeProps`, sketched in Figure 3.52.

[constr_3359]{DRAFT} **RPortPrototypeProps** are related only to **RPortPrototypes** [The `RPortPrototypeProps` shall be aggregated only by a `RPortPrototype` in the role `portPrototypeProps`.]()

[TPS_MANI_01052]{DRAFT} **Semantics of RPortPrototypeProps.portInstantiationBehavior** [The attribute `RPortPrototypeProps.portInstantiationBehavior` adds the ability to define whether a given `RPortPrototype` can have a “multiple-instantiation semantics”.

This means that the `RPortPrototype` exists only as a single model-element but can have a collection-semantics in the implementation of the software-component.]
([RS_MANI_00002](#))

[TPS_MANI_01057]{DRAFT} **Semantics of RPortPrototypeProps.searchBehavior** [The value of the attribute `RPortPrototypeProps.searchBehavior` clarifies whether the search for a corresponding offer shall be done as a search for “any” or else as a search for a specific ID.

Typically, a search for “any” results in a collection of offers while the search for a given id results in just a single offer.]([RS_MANI_00002](#))

Please note that a search for “any” does not necessarily mean that [TPS_MANI_01052] applies, i.e. that the `RPortPrototype` is supposed to assume array semantics.

Even if a search for “any” is executed it may still be intended to select just a **single offer** from the result of the search. Therefore, the simultaneous existence of `RPortPrototypeProps.searchBehavior` and `RPortPrototypeProps.portInstantiationBehavior` is warranted.

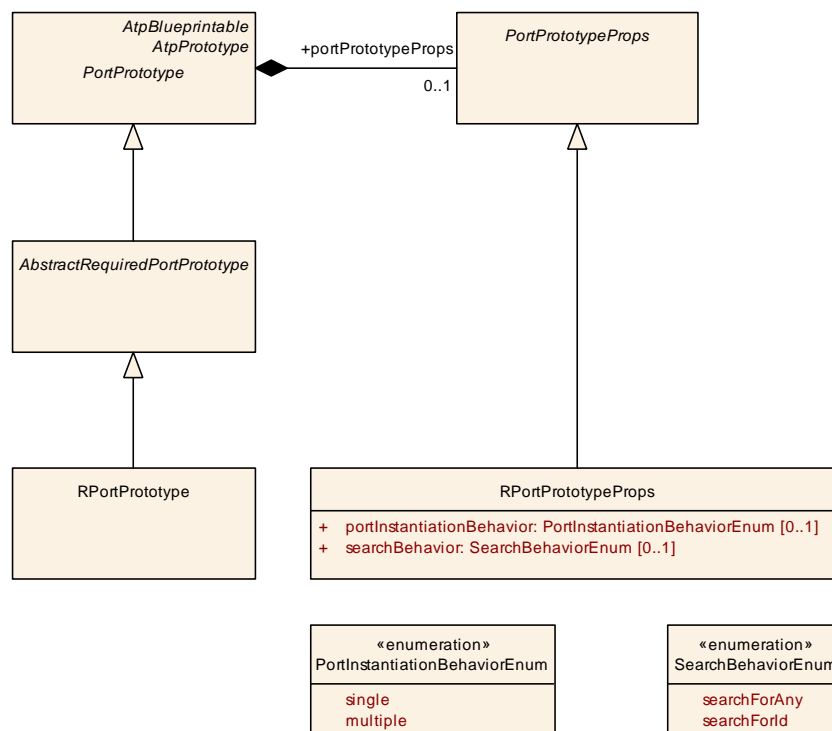


Figure 3.52: Modeling of the RPortPrototypeProps for RPortPrototype

Class	PortPrototypeProps (abstract)			
Package	M2::AUTOSARTemplates::AdaptivePlatform::ApplicationDesign::ApplicationStructure			
Note	This meta-class represents the ability to define a further qualification of semantics of sub-classes of Port Prototype. Tags: atp.Status=draft			
Base	ARObject			
Subclasses	RPortPrototypeProps			
Attribute	Type	Mul.	Kind	Note
–	–	–	–	–

Table 3.78: PortPrototypeProps

Class	RPortPrototypeProps			
Package	M2::AUTOSARTemplates::AdaptivePlatform::ApplicationDesign::ApplicationStructure			
Note	PortPrototypeProps for a RPort. Tags: atp.Status=draft			
Base	ARObject, PortPrototypeProps			
Attribute	Type	Mul.	Kind	Note
portInstantiationBehavior	PortInstantiationBehaviorEnum	0..1	attr	This attribute specifies how many proxy instances may be created at this RPort.
searchBehavior	SearchBehaviorEnum	0..1	attr	This attribute is used to specify the search behavior.

Table 3.79: RPortPrototypeProps

Enumeration	PortInstantiationBehaviorEnum			
Package	M2::AUTOSARTemplates::AdaptivePlatform::ApplicationDesign::ApplicationStructure			
Note	This enumeration describes different option for the instantiation behavior of a PortPrototype. Tags: atp.Status=draft			
Literal	Description			
multiple	Multiple proxy instances may be created at this port. Tags: atp.EnumerationValue=1			
single	A single proxy instance is created at this port Tags: atp.EnumerationValue=0			

Table 3.80: PortInstantiationBehaviorEnum

Enumeration	SearchBehaviorEnum			
Package	M2::AUTOSARTemplates::AdaptivePlatform::ApplicationDesign			
Note	This meta-class allows for the definition of a dedicated search behavior from the application's point of view. Tags: atp.Status=draft			
Literal	Description			
searchForAny	This value represents the intention to search for "any" Tags: atp.EnumerationValue=0			





Enumeration	SearchBehaviorEnum
searchForId	This value represents the intention to search for a dedicated Id. Tags: atp.EnumerationValue=1

Table 3.81: SearchBehaviorEnum

3.12.5 Port Prototype ComSpec

[TPS_MANI_01053]{DRAFT} Usage of ComSpecs on the AUTOSAR adaptive platform [The aspect of further qualification of elements of the [ServiceInterface](#) used to type given [PortPrototype](#) is implemented by means of [ComSpecs](#), i.e. specific sub-classes of the abstract meta-classes [RPortComSpec](#) and [PPortComSpec](#).

However, the support for [ComSpecs](#) on the *AUTOSAR adaptive platform* only covers a **limited selection** of attributes of a specific [ComSpec](#).]([RS_MANI_00002](#))

The details about supported attributes of either a [RPortComSpec](#) or [PPortComSpec](#) are described in this chapter.

3.12.5.1 Port Prototypes typed by Service Interfaces

3.12.5.1.1 Receiver ComSpec

It is necessary to provide means to configure the queue length of the reception of an [event](#) on a case-by-case basis. In other words, even two “adjacent” [events](#) within the same [RPortPrototype](#) may need a different handling of the queue length.

[TPS_MANI_01054]{DRAFT} Definition of the queue length of an event or field notifier [The definition of the queue length of an [event](#) or [field](#) notifier shall be modeled by means of the attribute [QueuedReceiverComSpec.queueLength](#).]([RS_MANI_00026](#))

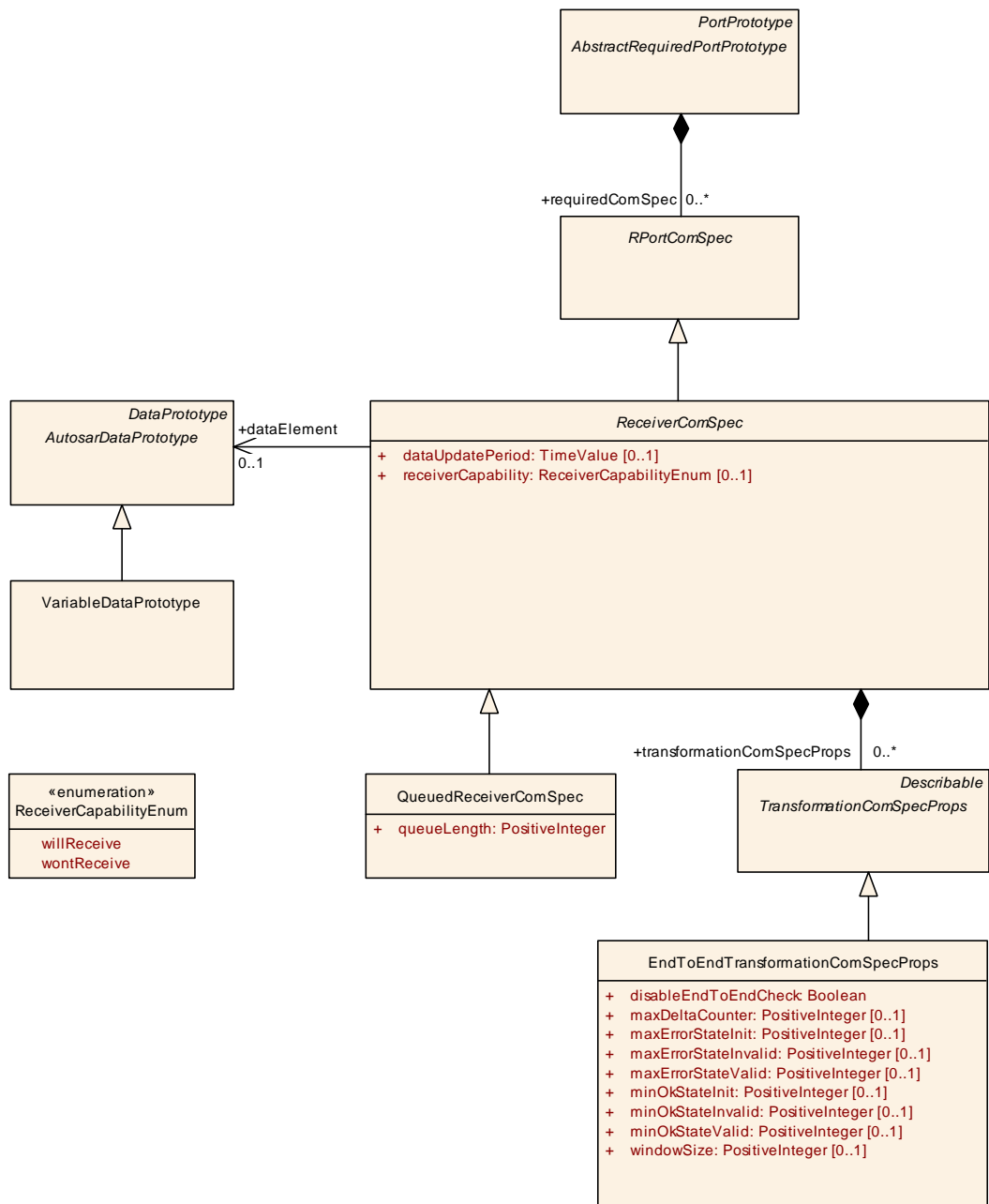


Figure 3.53: Modeling of the **ReceiverComSpec** on the **AUTOSAR adaptive platform**

Class	ReceiverComSpec (abstract)			
Package	M2::AUTOSARTemplates::SWComponentTemplate::Communication			
Note	Receiver-specific communication attributes (RPortPrototype typed by ServiceInterface) that are relevant for events and field notifiers.			
Base	ARObject, RPortComSpec			
Subclasses	NonqueuedReceiverComSpec, QueuedReceiverComSpec			
Attribute	Type	Mul.	Kind	Note





Class	ReceiverComSpec (abstract)			
dataElement	AutosarDataPrototype	0..1	ref	Data element these attributes belong to.
dataUpdatePeriod	TimeValue	0..1	attr	This attribute defines the period in which the application shall check for updated data. This attribute is used for the configuration of the E2E protection. Tags: atp.Status=draft
receiverCapability	ReceiverCapabilityEnum	0..1	attr	This attribute represents the expressed capability of the receiver. The receiver may decide to claim that existing resources of a ServiceInterface are expressly not used by this specific receiver. The conceptual background of this claim may be driven by security, safety, etc. Tags: atp.Status=draft
transformationComSpecProps	TransformationComSpecProps	*	aggr	This references the TransformationComSpecProps which define port-specific configuration for data transformation.

Table 3.82: ReceiverComSpec

Class	QueuedReceiverComSpec			
Package	M2::AUTOSARTemplates::SWComponentTemplate::Communication			
Note	Communication attributes specific to queued receiving.			
Base	ARObject , RPortComSpec , ReceiverComSpec			
Attribute	Type	Mul.	Kind	Note
queueLength	PositiveInteger	1	attr	Length of queue for received events.

Table 3.83: QueuedReceiverComSpec

[TPS_MANI_01106]{DRAFT} **Specification of capabilities for the receiver of events or field notifiers** [The attribute [ReceiverComSpec.receiverCapability](#) can be used to specify whether the software actually intends to access the referenced [events](#) or [field](#) notifier or whether it explicitly states that it is not interested in the value.]([RS_MANI_00034](#))

Enumeration	ReceiverCapabilityEnum
Package	M2::AUTOSARTemplates::AdaptivePlatform::ApplicationDesign::ComSpec
Note	This meta-class represents the ability to specify how a given ServiceInterface is used from the perspective of a given event receiver. Tags: atp.Status=draft
Literal	Description
willReceive	The receiver will receive the event or field notifier. Tags: atp.EnumerationValue=0
wontReceive	The receiver won't receive the event or field notifier. Tags: atp.EnumerationValue=1

Table 3.84: ReceiverCapabilityEnum

[TPS_MANI_03132]{DRAFT} **Semantics of E2E attributes in ReceiverComSpec** [The [EndToEndTransformationComSpecProps](#) shall be used for the specification of [RPortPrototype](#)-specific configuration options related to end-to-end protection of events or field notifiers.]([RS_MANI_00028](#))

Class				
EndToEndTransformationComSpecProps				
Package				
M2::AUTOSARTemplates::SystemTemplate::Transformer				
Note				
The class EndToEndTransformationComSpecProps specifies port specific configuration properties for EndToEnd transformer attributes.				
Base				
<i>ARObject, Describable, TransformationComSpecProps</i>				
Attribute	Type	Mul.	Kind	Note
disableEndToEndCheck	Boolean	1	attr	Disables/Enables the E2E check. The E2Eheader is removed from the payload independent from the setting of this attribute.
maxDeltaCounter	PositiveInteger	0..1	attr	Maximum allowed difference between two counter values of two consecutively received valid messages. For example, if the receiver gets data with counter 1 and Max DeltaCounter is 3, then at the next reception the receiver can accept Counters with values 2, 3 or 4.
maxErrorStateInit	PositiveInteger	0..1	attr	Maximal number of checks in which ProfileStatus equal to E2E_P_ERROR was determined, within the last Window Size checks, for the state E2E_SM_INIT. The minimum value is 0.
maxErrorStateInvalid	PositiveInteger	0..1	attr	Maximal number of checks in which ProfileStatus equal to E2E_P_ERROR was determined, within the last Window Size checks, for the state E2E_SM_INVALID. The minimum value is 0.
maxErrorStateValid	PositiveInteger	0..1	attr	Maximal number of checks in which ProfileStatus equal to E2E_P_ERROR was determined, within the last Window Size checks, for the state E2E_SM_VALID. The minimum value is 0.
minOkStateInit	PositiveInteger	0..1	attr	Minimal number of checks in which ProfileStatus equal to E2E_P_OK was determined, within the last WindowSize checks, for the state E2E_SM_INIT. The minimum value is 1.
minOkStateInvalid	PositiveInteger	0..1	attr	Minimal number of checks in which ProfileStatus equal to E2E_P_OK was determined, within the last WindowSize checks, for the state E2E_SM_INVALID. The minimum value is 1.
minOkStateValid	PositiveInteger	0..1	attr	Minimal number of checks in which ProfileStatus equal to E2E_P_OK was determined, within the last WindowSize checks, for the state E2E_SM_VALID. The minimum value is 1.
windowSize	PositiveInteger	0..1	attr	Size of the monitoring window for the E2E state machine. The meaning is the number of correct cycles (E2E_P_OK) that are required in E2E_SM_INITCOM before the transition to E2E_SM_VALID. The minimum allowed value is 1.

Table 3.85: EndToEndTransformationComSpecProps

3.12.5.1.2 Sender ComSpec

The [SenderComSpec](#) is modeled in the same way as described in the Software Component Template [1]. It has some specific additions, e.g. the introduction of the attribute [dataUpdatePeriod](#) that defines the frequency with which the data is updated by the application.

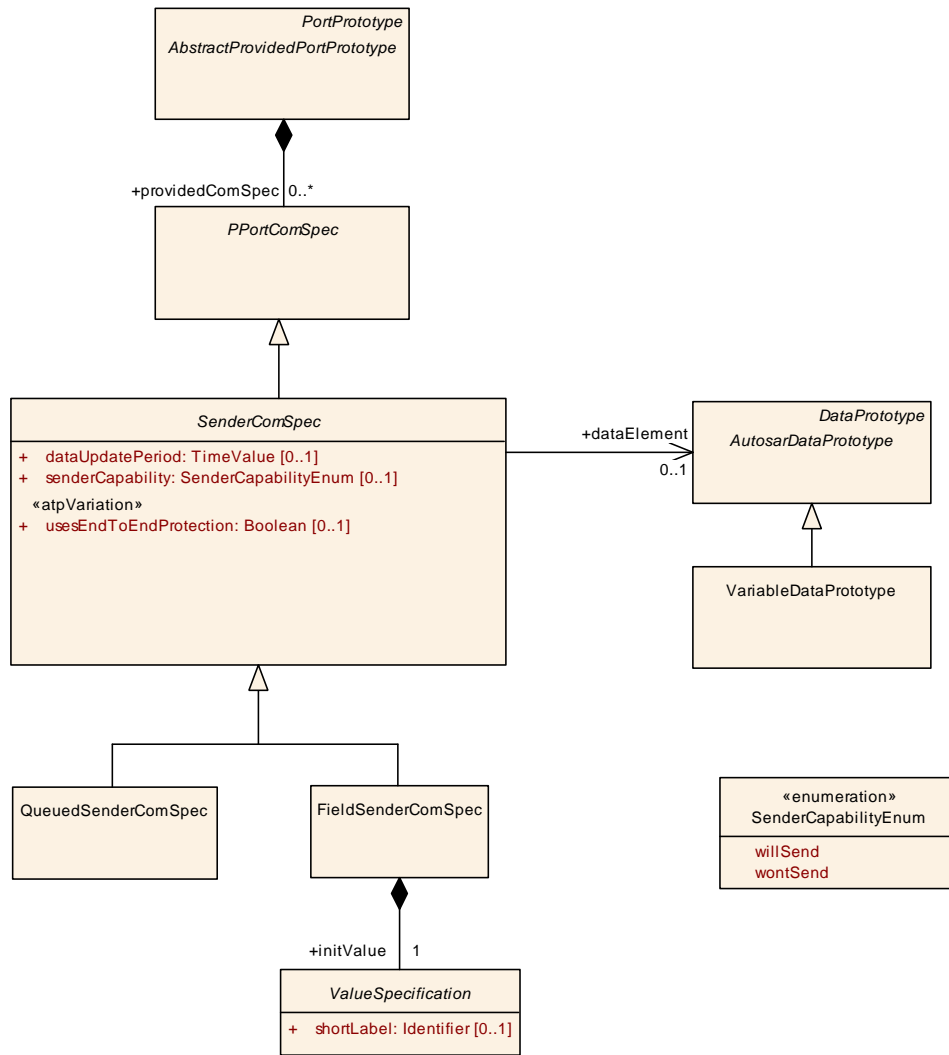


Figure 3.54: Modeling of the **SenderComSpec** on the **AUTOSAR adaptive platform**

Class	SenderComSpec (abstract)			
Package	M2::AUTOSARTemplates::SWComponentTemplate::Communication			
Note	Communication attributes for a sender port (PPortPrototype typed by ServiceInterface) that are relevant for events and field notifiers.			
Base	ARObject, PPortComSpec			
Subclasses	FieldSenderComSpec, NonqueuedSenderComSpec, QueuedSenderComSpec			
Attribute	Type	Mul.	Kind	Note
dataElement	AutosarDataPrototype	0..1	ref	Data element these quality of service attributes apply to.
dataUpdatePeriod	TimeValue	0..1	attr	This attribute describes the period in which the applications are assumed to transmit E2E-protected messages. The middleware does not use this attribute at all. Tags: atp.Status=draft





Class	SenderComSpec (abstract)			
sender Capability	SenderCapabilityEnum	0..1	attr	This attribute represents the expressed capability of the sender. The sender may decide to claim that existing resources of a ServiceInterface are expressly not used by this specific sender. The conceptual background of this claim may be driven by security, safety, etc. Tags: atp.Status=draft
usesEndToEnd Protection	Boolean	0..1	attr	This indicates whether the corresponding dataElement shall be transmitted using end-to-end protection. Stereotypes: atpVariation Tags: vh.latestBindingTime=preCompileTime

Table 3.86: SenderComSpec

[TPS_MANI_03210]{DRAFT} Specification of event specific communication attributes [The meta-class [QueuedSenderComSpec](#) can be used to specify communication attributes that are relevant for an [event](#) on the sender side.] ([RS_MANI_00002](#))

Class	QueuedSenderComSpec			
Package	M2::AUTOSARTemplates::SWComponentTemplate::Communication			
Note	Communication attributes specific to distribution of events (PPortPrototype, SenderReceiverInterface and dataElement carries an "event").			
Base	ARObject , PPortComSpec , SenderComSpec			
Attribute	Type	Mul.	Kind	Note
–	–	–	–	–

Table 3.87: QueuedSenderComSpec

[TPS_MANI_03211]{DRAFT} Specification of field specific communication attributes [The meta-class [FieldSenderComSpec](#) can be used to specify communication attributes that are relevant for a [field](#) on the sender side.] ([RS_MANI_00002](#))

Class	FieldSenderComSpec			
Package	M2::AUTOSARTemplates::AdaptivePlatform::ApplicationDesign::ComSpec			
Note	Port specific communication attributes for a Field that is defined in a ServiceInterface. Tags: atp.Status=draft			
Base	ARObject , PPortComSpec , SenderComSpec			
Attribute	Type	Mul.	Kind	Note
initValue	ValueSpecification	1	aggr	Initial value for a Field that is set before the Service Interface is offered. Tags: atp.Status=draft

Table 3.88: FieldSenderComSpec

[TPS_MANI_03212]{DRAFT} Specification of initial value for a field [The attribute [FieldSenderComSpec.initValue](#) can be used to specify an initial Value for a [field](#).] ([RS_MANI_00002](#))

A [field](#) has a valid value at any time as described in [subsection 3.4.3](#). [ara::com](#) ensures that a service implementation providing a field has a field value before the field

becomes visible to potential consumers. This is explained in more detail in [13] where it is defined that the initial field value must be set at least once via `Update()` by the application code before `OfferService()` gets called. Custom-code (e.g. component model above `ara::com`) may use the defined `initValue` to call `Field.Update(initValue)`.

[TPS_MANI_01107]{DRAFT} Specification of capabilities for the sender of events or field notifiers [The attribute `SenderComSpec.senderCapability` can be used to specify whether the software actually intends to send the referenced `events` or `field` notifier.] ([RS_MANI_00034](#))

Enumeration	SenderCapabilityEnum
Package	M2::AUTOSARTemplates::AdaptivePlatform::ApplicationDesign::ComSpec
Note	This meta-class represents the ability to specify how a given <code>ServiceInterface</code> is used from the perspective of a given event sender. Tags: <code>atp.Status=draft</code>
Literal	Description
<code>willSend</code>	The sender will send the event or field notifier. Tags: <code>atp.EnumerationValue=0</code>
<code>wontSend</code>	The sender won't send the event or field notifier. Tags: <code>atp.EnumerationValue=1</code>

Table 3.89: SenderCapabilityEnum

3.12.5.1.3 Client ComSpec

The `ClientComSpec` undergoes extensions for the *AUTOSAR adaptive platform*, namely the ability to refer to the getter and setter method of a `field` and the definition of capabilities.

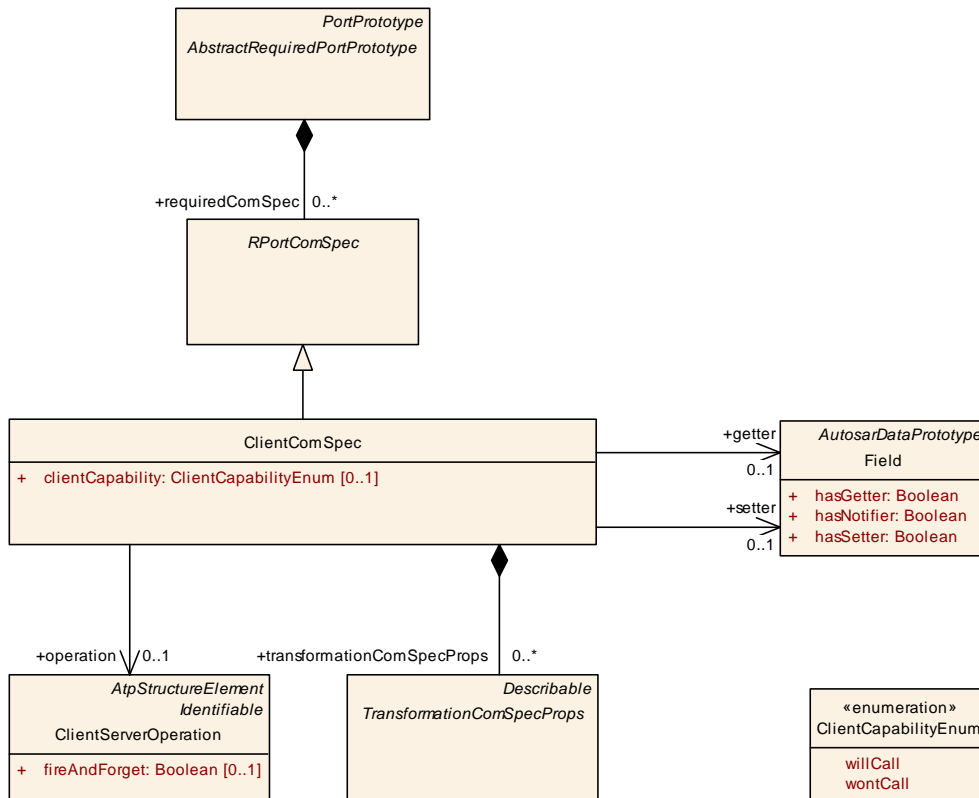


Figure 3.55: Modeling of the **ClientComSpec** on the **AUTOSAR adaptive platform**

Class	ClientComSpec			
Package	M2::AUTOSARTemplates::SWComponentTemplate::Communication			
Note	Client-specific communication attributes (RPortPrototype typed by ServiceInterface) that are relevant for methods and field getters and setters.			
Base	ARObject, RPortComSpec			
Attribute	Type	Mul.	Kind	Note
clientCapability	ClientCapabilityEnum	0..1	attr	This attribute represents the expressed capability of the client. The client may decide to claim that existing resources of a ServiceInterface are expressly not used by this specific client. The conceptual background of this claim may be driven by security, safety, etc. Tags: atp.Status=draft
getter	Field	0..1	ref	The existence of this reference indicates that the Client ComSpec refers to the getter of a Field. Tags: atp.Status=draft
operation	ClientServerOperation	0..1	ref	This represents the corresponding ClientServerOperation.
setter	Field	0..1	ref	The existence of this reference indicates that the Client ComSpec refers to the setter of a Field. Tags: atp.Status=draft
transformation ComSpecProps	TransformationComSpecProps	*	aggr	This references the TransformationComSpecProps which define port-specific configuration for data transformation.

Table 3.90: ClientComSpec

[TPS_MANI_01108]{DRAFT} **Specification of capabilities for the caller of a methods or field setter/getter** [The attribute `ClientComSpec.clientCapability` can be used to specify whether the software actually intends to call the referenced methods or getter/setter of a referenced field.] ([RS_MANI_00034](#))

Enumeration	ClientCapabilityEnum
Package	M2::AUTOSARTemplates::AdaptivePlatform::ApplicationDesign::ComSpec
Note	This meta-class represents the ability to specify how a given ServiceInterface is used from the perspective of a given client. Tags: atp.Status=draft
Literal	Description
willCall	The client will call this method. Tags: atp.EnumerationValue=0
wontCall	The client won't call this method. Tags: atp.EnumerationValue=1

Table 3.91: ClientCapabilityEnum

Please note that the existence of the `ServerComSpec` has not explicitly been mentioned in this chapter because there is no extension or additional attribute that needs documentation for the *AUTOSAR adaptive platform*.

3.12.5.2 Port Prototypes typed by Persistency Data Interfaces

[TPS_MANI_01069]{DRAFT} **Further qualification of properties of PortPrototypes typed by PersistencyKeyValueDatabaseInterfaces** [For `PortPrototypes` typed by `PersistencyKeyValueDatabaseInterfaces` it is possible to define further qualifying attributes for the provider side.

For this purpose meta-class `PersistencyDataProvidedComSpec` is provided.] ([RS_MANI_00027](#))

Class	PersistencyDataProvidedComSpec			
Package	M2::AUTOSARTemplates::AdaptivePlatform::ApplicationDesign::ComSpec			
Note	This meta-class represents the ability to define port-specific attributes for supporting use cases of data persistency on the provided side. Tags: atp.Status=draft			
Base	<code>ARObject</code> , <code>PPortComSpec</code>			
Attribute	Type	Mul.	Kind	Note
dataElement	<code>PersistencyDataElement</code>	1	ref	This reference represents the <code>PersistencyDataElement</code> for which the <code>PersistencyDataProvidedComSpec</code> applies. Tags: atp.Status=draft





Class	PersistencyDataProvidedComSpec			
initValue	ValueSpecification	0..1	aggr	This aggregation represents the definition of an initial value for the PersistencyDataElement referenced by the enclosing PersistencyDataProvidedComSpec Tags: atp.Status=draft

Table 3.92: PersistencyDataProvidedComSpec

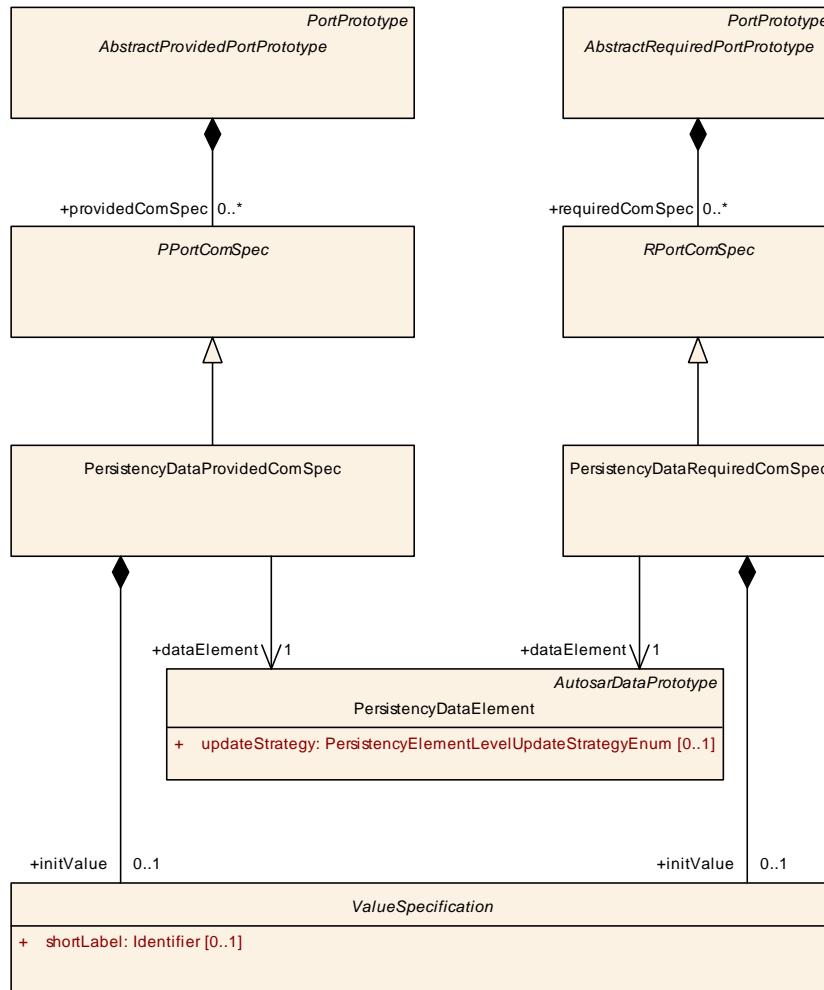


Figure 3.56: Modeling of ComSpec for persistency

Note that the specification of encryption as described in [TPS_MANI_01073] does not impose a binding contract. An integrator may reasonably have various reasons to overrule the configuration in the [PersistencyDataProvidedComSpec](#).

It would simply not make any sense to statically model the encryption algorithms by means of an enumeration in the AUTOSAR meta-model and consequently require an update of this very enumeration in the AUTOSAR meta-model and XML schema in order to be able to use that hipster encryption algorithm that happens to fulfill ambitious needs in terms of encryption for a specific purpose.

[TPS_MANI_01160]{DRAFT} **Definition of initial value for [PersistencyDataElement](#)** [The definition of an initial value for a [PersistencyDataElement](#) can be done on the level of a [PortPrototype](#) by means of either [PersistencyDataProvidedComSpec.initValue](#) or [PersistencyDataRequiredComSpec.initValue](#)] ([RS_MANI_00027](#))

Class	PersistencyDataRequiredComSpec			
Package	M2::AUTOSARTemplates::AdaptivePlatform::ApplicationDesign::ComSpec			
Note	This meta-class represents the ability to define port-specific attributes for supporting use cases of data persistency on the required side. Tags: atp.Status=draft			
Base	ARObject , RPortComSpec			
Attribute	Type	Mul.	Kind	Note
dataElement	PersistencyDataElement	1	ref	This reference represents the PersistencyDataElement for which the PersistencyDataRequiredComSpec applies. Tags: atp.Status=draft
initValue	ValueSpecification	0..1	aggr	This aggregation represents the definition of an initial value for the PersistencyDataElement referenced by the enclosing PersistencyDataRequiredComSpec Tags: atp.Status=draft

Table 3.93: PersistencyDataRequiredComSpec

3.13 Executable

[TPS_MANI_01010]{DRAFT} **Root element for a hierarchical software-component** [[Executable](#) aggregates meta-class [RootSwComponentPrototype](#) in the role [rootSwComponentPrototype](#) to provide a root element for an arbitrarily nested hierarchy of software-components represented by the reference [RootSwComponentPrototype.applicationType](#).] ([RS_MANI_00004](#))

Please note that the aggregation of [RootSwComponentPrototype](#) by [Executable](#) is the basis for the applicability of an `<<instanceRef>>` reference into the hierarchy of software-components that represent the functionality of the [Executable](#).

This modeling approach is similar to the modeling of a [System](#) on the *AUTOSAR classic platform*.

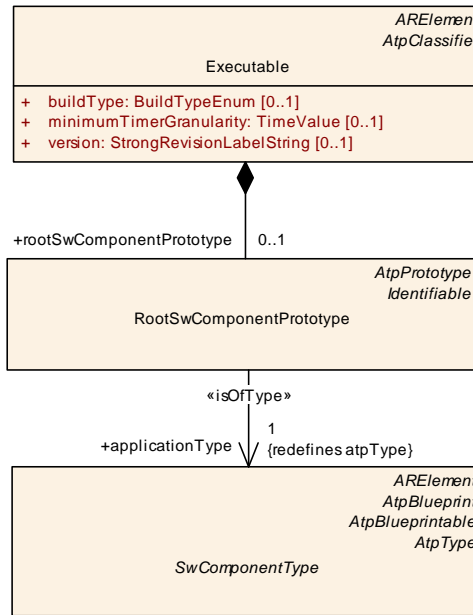


Figure 3.57: Modeling of the Executable

Class	Executable			
Package	M2::AUTOSARTemplates::AdaptivePlatform::ApplicationDesign::ApplicationStructure			
Note	This meta-class represents an executable program. Tags: atp.Status=draft atp.recommendedPackage=Executables			
Base	ARElement , ARObject , AtpClassifier , CollectableElement , Identifiable , MultilanguageReferrable , PackageableElement , Referrable			
Attribute	Type	Mul.	Kind	Note
buildType	BuildTypeEnum	0..1	attr	This attribute describes the buildType of a module and/or platform implementation.
minimumTimer Granularity	TimeValue	0..1	attr	This attribute describes the minimum timer resolution (TimeValue of one tick) that is required by the Executable. Tags: atp.Status=draft
rootSw Component Prototype	RootSwComponent Prototype	0..1	aggr	This represents the root SwCompositionPrototype of the Executable. This aggregation is required (in contrast to a direct reference of a SwComponentType) in order to support the definition of instanceRefs in Executable context. Tags: atp.Status=draft
version	StrongRevisionLabel String	0..1	attr	Version of the executable. Tags: atp.Status=draft

Table 3.94: Executable

Enumeration	BuildTypeEnum
Package	M2::AUTOSARTemplates::AdaptivePlatform::PlatformModuleDeployment::AdaptiveModuleImplementation
Note	This enumeration defines the possible buildTypes a software module may be implemented. Tags: atp.Status=draft
Literal	Description
buildTypeDebug	Used for debugging. Tags: atp.EnumerationValue=1
buildTypeRelease	Used for releasing. Tags: atp.EnumerationValue=0

Table 3.95: BuildTypeEnum

[constr_1605]{DRAFT} Standardized values of attribute Executable.category
 [The following values for attribute `Executable.category` are standardized by AUTOSAR:

- PLATFORM_LEVEL: the `Executable` represents software on the platform level (i.e. conceptually located *on the level of* the middleware).
- APPLICATION_LEVEL: the `Executable` represents software on the application level (i.e. conceptually located *above* the middleware).

]()

[TPS_MANI_03056]{DRAFT} Optionality of Executable.rootSwComponentPrototype
 [The aggregation `Executable.rootSwComponentPrototype` has been made optional in order to support the implementation of *platform modules* that do not utilize any service oriented communication and don't require any further formalization.
]([RS_MANI_00023](#))

[constr_1492]{DRAFT} SwComponentType referenced as Executable.rootSwComponentPrototype.applicationType
 [Any `SwComponentType` referenced in the role `Executable.rootSwComponentPrototype.applicationType`, or used to type a `SwComponentPrototype` nested inside the `SwComponentType` referenced in the role `Executable.rootSwComponentPrototype.applicationType` shall **only** be either a `CompositionSwComponentType` or an `AdaptiveApplicationSwComponentType`.]()

The example depicted in Figure 3.58 exemplifies the statement of [constr_1492]. The example shows a component hierarchy that consists of `SwComponentPrototypes` that are excursively typed by either a `CompositionSwComponentType` or an `AdaptiveApplicationSwComponentType`.

While the left part of Figure 3.58 resembles the modeling in the meta-model, the right part uses a simplified notation to give an idea how the nested definition of software-components could look like.

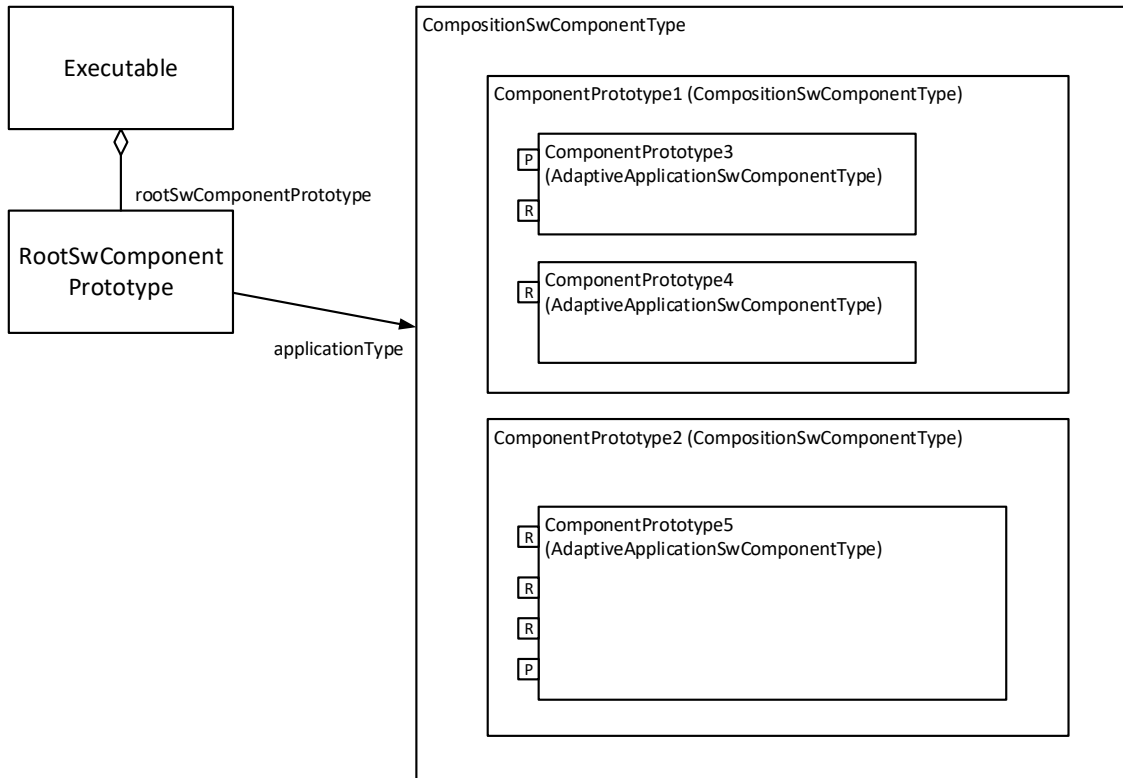


Figure 3.58: Example of the possible structure of an Executable

An obvious consequence of [constr_1492] is that no software-component that could be used on the *AUTOSAR classic platform* is allowed on the *AUTOSAR adaptive platform*, i.e. in the context of an `Executable.rootSwComponentPrototype.applicationType`.

Software-components on the *AUTOSAR adaptive platform* are mainly defined by their interaction with the outside world by means of `PortPrototypes` typed by `ServiceInterfaces`. The definition of an internal behavior, with a minor exception, is not foreseen.

This lack of internal structure, in combination with decisions made regarding the scope of the generation of header files, leads to a situation where the implementation of a software component in source code is (in comparison to the situation on the *AUTOSAR classic platform*) way less subject to a strict separation.

In other words, there is no real motivation to implement software-components separately from each other. It would be possible, although not encouraged, to implement all software-components of a given executable program directly within the `Main()` function of the program.

Class	RootSwComponentPrototype			
Package	M2::AUTOSARTemplates::AdaptivePlatform::ApplicationDesign::ApplicationStructure			
Note	<p>The RootSwCompositionPrototype represents the top-level-composition of software components within an Executable.</p> <p>The contained SwComponentPrototypes are fully specified by their SwComponentTypes (including Port Prototypes, PortInterfaces, VariableDataPrototypes, etc.).</p> <p>Tags: atp.Status=draft</p>			
Base	ARObject, AtpFeature, AtpPrototype, Identifiable , MultilanguageReferrable , Referrable			
Attribute	Type	Mul.	Kind	Note
applicationType	SwComponentType	1	tref	<p>This SwComponentType acts as the Type of the RootSw ComponentPrototype.</p> <p>Stereotypes: isOfType</p> <p>Tags: atp.Status=draft</p>

Table 3.96: RootSwComponentPrototype

Class	SwComponentType (abstract)			
Package	M2::AUTOSARTemplates::SWComponentTemplate::Components			
Note	Base class for AUTOSAR software components.			
Base	ARElement , ARObject , AtpBlueprint , AtpBlueprintable , AtpClassifier , AtpType , CollectableElement , Identifiable , MultilanguageReferrable , PackageableElement , Referrable			
Subclasses	AdaptiveApplicationSwComponentType , AtomicSwComponentType , CompositionSwComponentType , ParameterSwComponentType			
Attribute	Type	Mul.	Kind	Note
port	PortPrototype	*	aggr	<p>The PortPrototypes through which this SwComponent Type can communicate.</p> <p>The aggregation of PortPrototype is subject to variability with the purpose to support the conditional existence of PortPrototypes.</p> <p>Stereotypes: atpSplittable; atpVariation</p> <p>Tags: atp.Splitkey=shortName, variationPoint.shortLabel vh.latestBindingTime=preCompileTime</p>
portGroup	PortGroup	*	aggr	<p>A port group being part of this component.</p> <p>Stereotypes: atpVariation</p> <p>Tags: vh.latestBindingTime=preCompileTime</p>
swComponent Documentation	SwComponent Documentation	0..1	aggr	<p>This adds a documentation to the SwComponentType.</p> <p>Stereotypes: atpSplittable; atpVariation</p> <p>Tags: atp.Splitkey=swComponentDocumentation, variationPoint.shortLabel vh.latestBindingTime=preCompileTime xml.sequenceOffset=-10</p>

Table 3.97: SwComponentType

Class	CompositionSwComponentType			
Package	M2::AUTOSARTemplates::SWComponentTemplate::Composition			





Class	CompositionSwComponentType			
Note	A CompositionSwComponentType aggregates SwComponentPrototypes (that in turn are typed by SwComponentTypes) as well as SwConnectors for primarily connecting SwComponentPrototypes among each others and towards the surface of the CompositionSwComponentType. By this means hierarchical structures of software-components can be created. Tags: atp.recommendedPackage=SwComponentTypes			
Base	ARElement , ARObject , AtpBlueprint , AtpBlueprintable , AtpClassifier , AtpType , CollectableElement , Identifiable , MultilanguageReferrable , PackageableElement , Referrable , SwComponentType			
Attribute	Type	Mul.	Kind	Note
component	SwComponentPrototype	*	aggr	The instantiated components that are part of this composition. Stereotypes: atpSplittable; atpVariation Tags: atp.Splitkey=shortName, variationPoint.shortLabel vh.latestBindingTime=postBuild
constantValue Mapping	ConstantSpecification MappingSet	*	ref	Reference to the ConstantSpecificationMapping to be applied for initValues of PPortComSpecs and RPortComSpec. Stereotypes: atpSplittable Tags: atp.Splitkey=constantValueMapping
dataType Mapping	DataTypeMappingSet	*	ref	Reference to the DataTypeMapping to be applied for the used ApplicationDataTypes in ServiceInterfaces. Stereotypes: atpSplittable Tags: atp.Splitkey=dataTypeMapping

Table 3.98: CompositionSwComponentType

3.14 Optional Members in complex Data Structures

3.14.1 Background

The *AUTOSAR adaptive platform* supports the usage of a TLV⁷ data encoding on the SOME/IP transport layer. TLV is typically used where at least a part of the transmitted data is only *optionally* existing and filled with meaningful values.

In other words: an optional part of a data structure may exist and carry meaningful values in one instance of data transmission and be completely missing in another instance of the data transmission.

The receiving software needs to be able to identify whether the optional part exists and read its value accordingly.

The receiving software also needs to be able to still execute in a meaningful way if the optional part of such a data structure does not exist in the specific communication instance.

Consequently, it is necessary to be able to precisely identify the parts of a data structure that may become optional for specific instances of data transmission.

⁷This abbreviation stands for tag-length-value

In terms of the AUTOSAR meta-model, the identification could - in principle - be attached at various levels of abstraction:

AutosarDataType In this case the optionality that is primarily only needed for communication purposes would still be existing in all other usages of data types. AUTOSAR still sees use cases for implementing this option, especially in the context of the *AUTOSAR classic platform*.

Admittedly, the definition of different optionality configurations for the same data type may lead to the existence of a bunch of structurally identical data types that only vary in terms of optionality. The existence of variation points may help to mitigate this effect, though.

ServiceInterface In this case the optionality is defined where it is actually required. However, different optionality could - in principle - be defined for *DataPrototypes* typed by the same *AutosarDataType*.

This would lead to an increased effort for the definition of C++ data types in the context of the same *ServiceInterface*. Additional constraints have been identified in the context of the *AUTOSAR classic platform* that finally render this option as not viable.

ComSpec In this case the definition of optionality would even be more specific in comparison to the definition of optionality on the level of *ServiceInterfaces*.

On top of that, the task to define optionality in the vast majority of cases is done by an OEM, whereas the model definition on the level of *ComSpec* requires the existence of *SwComponentTypes* and this definition is in many cases in the domain of a supplier.

As a result of this consideration, AUTOSAR has opted for implementation the concept of defining the optionality on the level of the *AutosarDataType*.

3.14.2 Definition of Optionality

As mentioned before, the concrete definition of optionality on the level of an *Autosar-DataType* is done by the indication of individual elements of the composite *Autosar-DataType*.

More specifically, the definition of optionality needs to be supported for subclasses of *AutosarDataType*, namely on the level of *ApplicationDataType* as well as on the level of *CppImplementationDataType*.

In other words, if *ApplicationDataTypes* with optional elements are used to define a *ServiceInterface* then it is still necessary to convey the optionality down to the level of data type definition that directly affects the language binding of the AUTOSAR model.

Figure 3.59 shows the modeling of optionality on the level of *ApplicationDataType*.

[TPS_MANI_01184]{DRAFT} **Definition of optional elements on the level of `ApplicationDataType`** [The modeling approach for the definition of optional elements on the level of `ApplicationDataType` is to set the attribute `ApplicationRecordElement.isOptional` to the value `True`.

If the attribute is not set or set to the value `False` then the respective `ApplicationRecordElement` shall be considered mandatory.] (*RS_MANI_00030*)

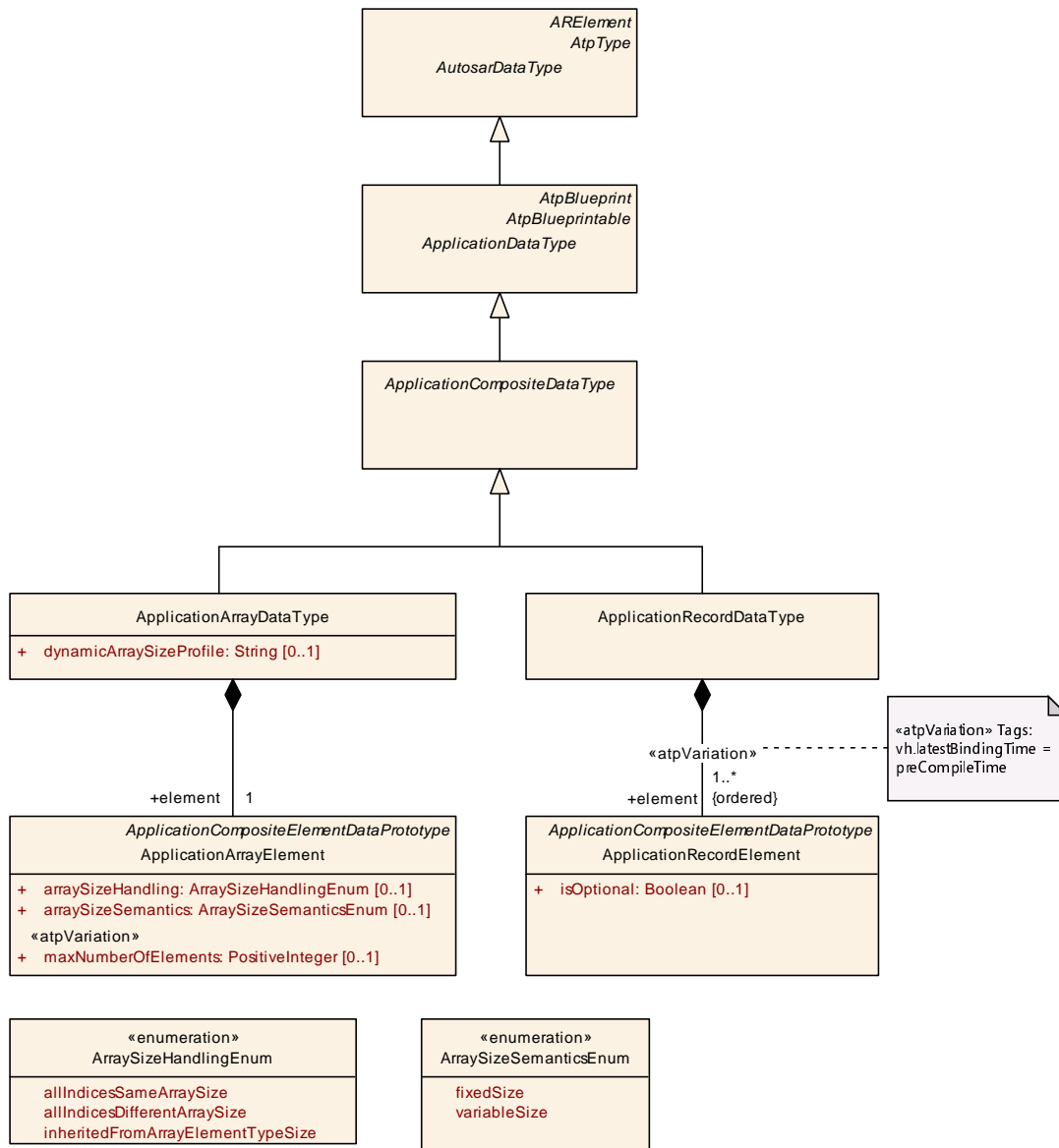


Figure 3.59: Modeling of optionality on the level of `ApplicationDataType`

Class	ApplicationRecordDataType			
Package	M2::AUTOSARTemplates::SWComponentTemplate::Datatype::Datatypes			
Note	An application data type which can be decomposed into prototypes of other application data types. Tags: atp.recommendedPackage=ApplicationDataTypes			
Base	ARElement , ARObject , ApplicationCompositeDataType , ApplicationDataType , AtpBlueprint , AtpBlueprintable , AtpClassifier , AtpType , AutosarDataType , CollectableElement , Identifiable , MultilanguageReferrable , PackageableElement , Referrable			
Attribute	Type	Mul.	Kind	Note
element (ordered)	ApplicationRecordElement	1..*	aggr	Specifies an element of a record. The aggregation of ApplicationRecordElement is subject to variability with the purpose to support the conditional existence of elements inside a ApplicationrecordData Type. Stereotypes: atpVariation Tags: vh.latestBindingTime=preCompileTime

Table 3.99: ApplicationRecordDataType

Class	ApplicationRecordElement			
Package	M2::AUTOSARTemplates::SWComponentTemplate::Datatype::DataPrototypes			
Note	Describes the properties of one particular element of an application record data type.			
Base	ARObject , ApplicationCompositeElementDataPrototype , AtpFeature , AtpPrototype , DataPrototype , Identifiable , MultilanguageReferrable , Referrable			
Attribute	Type	Mul.	Kind	Note
isOptional	Boolean	0..1	attr	This attribute represents the ability to declare the enclosing ApplicationRecordElement as optional. This means the that, at runtime, the ApplicationRecordElement may or may not have a valid value and shall therefore be ignored. The underlying runtime software provides means to set the ApplicationRecordElement as not valid at the sending end of a communication and determine its validity at the receiving end. Tags: atp.Status=draft

Table 3.100: ApplicationRecordElement

On top of that, it is still possible to use [CppImplementationDataType](#) directly for the definition of a [ServiceInterface](#).

[TPS_MANI_01185]{DRAFT} Definition of optional elements on the level of [CppImplementationDataType](#) [The modeling approach for the definition of optional elements on the level of [CppImplementationDataType](#) is to set the attribute [CppImplementationDataTypeElement.isOptional](#) to the value `True`.

If the attribute is not set or set to the value `False` then the respective [CppImplementationDataTypeElement](#) **shall be considered mandatory.**] ([RS_MANI_00030](#))

3.15 Serialization Properties

In Adaptive AUTOSAR, the serialization code is generated out of the service description and is compiled and executed in the application context.

The meta-class `TransformationPropsToServiceInterfaceElementMapping` defines the serialization for a `ServiceInterface` element and provides the necessary serialization settings with the `TransformationProps` element.

The existence of a `TransformationPropsToServiceInterfaceElementMapping` demands the existence of serialization code that is linked with the application component object file to an application binary.

The serialization of SOME/IP is based on the `ServiceInterface` specification. If an `AutosarDataPrototype` that is used within a `ServiceInterface` is composite like a structure, union or array then SOME/IP supports the configuration of length fields that will be put in front of the serialized data.

AUTOSAR supports the configuration of such serialization settings on two different levels:

- Modeling on `ServiceInterface` element level that is valid for all available occurrences of a `DataPrototype` in the `ServiceInterface` element. This case is described in detail in chapter 3.15.1.
- Fine granular modeling on the level of `DataPrototypes` described in this chapter. This case is described in detail in chapter 3.15.2.

3.15.1 Default Values for Serialization Properties

[TPS_MANI_03101]{DRAFT} SOME/IP serialization [The `ApSomeipTransformationProps` meta-class that is referenced by the `TransformationPropsToServiceInterfaceElementMapping` in the role `transformationProps` provides the ability to define a SOME/IP serialization settings for `ServiceInterface` elements that are referenced by the `TransformationPropsToServiceInterfaceElementMapping` in the role `event`, `method` or `field`.](*RS_MANI_00008*, *RS_MANI_00025*)

[constr_3395]{DRAFT} TransformationPropsToServiceInterfaceElementMapping is restricted to one single ServiceInterface [All `ServiceInterface` elements that are referenced by the `TransformationPropsToServiceInterfaceElementMapping` in the role `event`, `method` or `field` shall be aggregated by the same `ServiceInterface` in the role `event`, `method` or `field`.]()

[TPS_MANI_03103]{DRAFT} Default size for all array and map length fields [The attribute `sizeOfArrayLengthField` of `ApSomeipTransformationProps` referenced by `TransformationPropsToServiceInterfaceElementMapping` in the role `transformationProps` defines the size of a length field generated by

SOME/IP in front of all available variable size arrays (vectors), fixed size arrays and associative_maps defined in `ServiceInterface` elements that are referenced by the `TransformationPropsToServiceInterfaceElementMapping` in the role event, method or field.] ([RS_MANI_0008](#), [RS_MANI_00025](#))

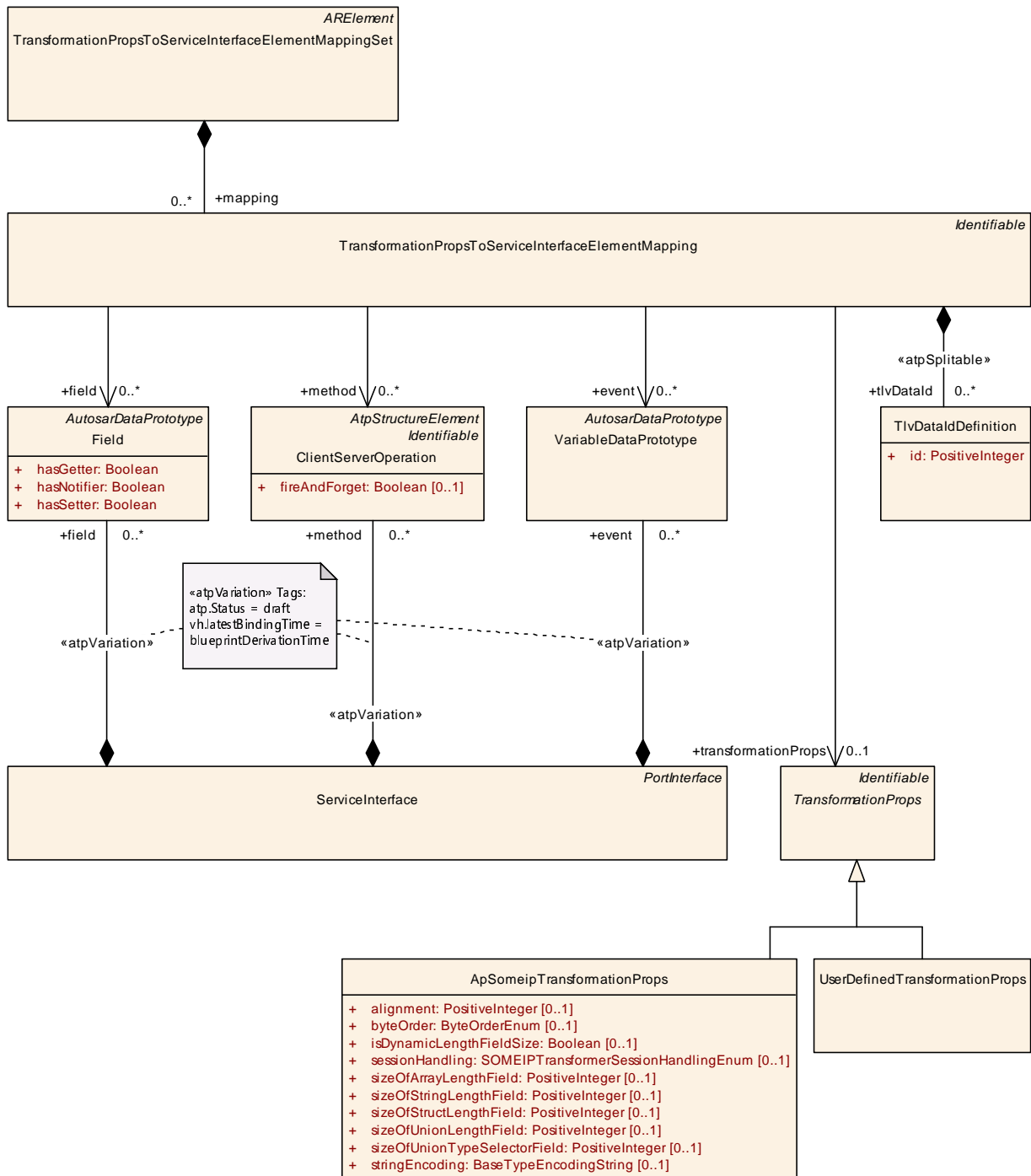


Figure 3.60: Association of serialization properties with a ServiceInterface

[TPS_MANI_03104]{DRAFT} **Default size for all structure length fields** [The attribute `sizeOfStructLengthField` of `ApSomeipTransformationProps` referenced by `TransformationPropsToServiceInterfaceElementMapping` in the

role `transformationProps` defines the size of a length field generated by SOME/IP in front of all available structures defined in `ServiceInterface` elements that are referenced by the `TransformationPropsToServiceInterfaceElementMapping` in the role `event`, `method` or `field`.]([RS_MANI_00008](#), [RS_MANI_00025](#))

[TPS_MANI_03117]{DRAFT} Default size for all string length fields [The attribute `sizeOfStringLengthField` of `ApSomeipTransformationProps` referenced by `TransformationPropsToServiceInterfaceElementMapping` in the role `transformationProps` defines the size of a length field generated by SOME/IP in front of all available strings defined in `ServiceInterface` elements that are referenced by the `TransformationPropsToServiceInterfaceElementMapping` in the role `event`, `method` or `field`.]([RS_MANI_00008](#), [RS_MANI_00025](#))

[TPS_MANI_03105]{DRAFT} Default size for all union length fields [The attribute `sizeOfUnionLengthField` of `ApSomeipTransformationProps` referenced by `TransformationPropsToServiceInterfaceElementMapping` in the role `transformationProps` defines the size of a length field generated by SOME/IP in front of all available unions defined in `ServiceInterface` elements that are referenced by the `TransformationPropsToServiceInterfaceElementMapping` in the role `event`, `method` or `field`.]([RS_MANI_00008](#), [RS_MANI_00025](#))

[TPS_MANI_03106]{DRAFT} Default size for all union type selector fields [The attribute `sizeOfUnionTypeSelectorField` of `ApSomeipTransformationProps` referenced by `TransformationPropsToServiceInterfaceElementMapping` in the role `transformationProps` defines the size of a type field generated by SOME/IP in front of all available unions defined in `ServiceInterface` elements that are referenced by the `TransformationPropsToServiceInterfaceElementMapping` in the role `event`, `method` or `field`.]([RS_MANI_00008](#), [RS_MANI_00025](#))

[TPS_MANI_03107]{DRAFT} Default alignment for all dynamic `DataPrototypes` [The attribute `alignment` of `ApSomeipTransformationProps` referenced by `TransformationPropsToServiceInterfaceElementMapping` in the role `transformationProps` defines the padding for alignment purposes that will be added by SOME/IP after the serialized data of all variable data length data elements defined in `ServiceInterface` elements that are referenced by the `TransformationPropsToServiceInterfaceElementMapping` in the role `event`, `method` or `field`.]([RS_MANI_00008](#), [RS_MANI_00025](#))

[TPS_MANI_03108]{DRAFT} Default Byte Order for all `DataPrototypes` [The attribute `byteOrder` of `ApSomeipTransformationProps` referenced by `TransformationPropsToServiceInterfaceElementMapping` in the role `transformationProps` defines the Byte Order in the serialized data stream resulting from `ServiceInterface` elements that are referenced by the `TransformationPropsToServiceInterfaceElementMapping` in the role `event`, `method` or `field`.]([RS_MANI_00008](#), [RS_MANI_00025](#))

[constr_1614]{DRAFT} Existence of attribute `TransformationPropsToServiceInterfaceElementMapping.transformationProps.sessionHandling` [

The attribute `ApSomeipTransformationProps.sessionHandling` shall only exist if the `TransformationPropsToServiceInterfaceElementMapping` that refers to the respective `ApSomeipTransformationProps` in the role `transformationProps` does **not** refer to a `ClientServerOperation` in the role `method`. `]()`

[TPS_MANI_01210]{DRAFT} Default encoding for all DataPrototypes typed by CppImplementationDataType of category STRING `[` The attribute `stringEncoding` of a `ApSomeipTransformationProps` referenced by `TransformationPropsToServiceInterfaceElementMapping` in the role `transformationProps` defines the string encoding in the serialized data stream resulting from `ServiceInterface` elements that are referenced by the `TransformationPropsToServiceInterfaceElementMapping` in the role `event`, `method` or `field`. `]` (*RS_MANI_00008, RS_MANI_00025*)

[constr_1675]{DRAFT} Existence of attribute ApSomeipTransformationProps.stringEncoding `[` The attribute `TransformationPropsToServiceInterfaceElementMapping.transformationProps.stringEncoding` shall only exist for a `event`, `method` or `field` (referenced by the same `TransformationPropsToServiceInterfaceElementMapping`) that consists of or contains a `DataPrototype` typed by a `CppImplementationDataType` of category `STRING`. `]` `()`

Please note that more details about `ApSomeipTransformationProps` can be found in chapter 3.15.2.

[constr_1678]{DRAFT} Allowed values for attribute ApSomeipTransformationProps.stringEncoding `[` Imposed by technical restrictions in the definition of the SOME/IP message format [8], only two possible values of attribute `ApSomeipTransformationProps.stringEncoding` are allowed:

- UTF-8: UCS Transformation Format 8
- UTF-16: Character encoding for Unicode *code points* based on 16 bit *code units* [15]

`]()`

Class	ApSomeipTransformationProps			
Package	M2::AUTOSARTemplates::AdaptivePlatform::ApplicationDesign::SerializationProperties			
Note	SOME/IP serialization properties. Tags: atp.Status=draft			
Base	<i>ARObject</i> , <i>Identifiable</i> , <i>MultilanguageReferrable</i> , <i>Referrable</i> , <i>TransformationProps</i>			
Attribute	Type	Mul.	Kind	Note
alignment	PositiveInteger	0..1	attr	Specifies the alignment of dynamic data in the serialized data stream. The alignment is specified in Bits.
byteOrder	ByteOrderEnum	0..1	attr	Specifies the byte order of data in the serialized data stream.





Class	ApSomeipTransformationProps			
isDynamicLengthFieldSize	Boolean	0..1	attr	This attribute represents the ability to control the setting of the wire type for TLV encoding. If the attribute is set to True then wire type 5-7 shall be used. If the attribute does not exist or is set to False then wire type 4 shall be used.
sessionHandling	SOMEIPTransformerSessionHandlingEnum	0..1	attr	Defines whether the SOME/IP transformer shall use session handling for Sender/Receiver communication.
sizeOfArrayLengthField	PositiveInteger	0..1	attr	Configures the SOME/IP serialization for the referenced dataPrototype in case of a variable size Array (Vector), fixed-size Array or an Associative_Map. It describes the size of the length field (in Bytes) that will be put in front of the Array or Associative_Map in the SOME/IP message.
sizeOfStringLengthField	PositiveInteger	0..1	attr	Configures the SOME/IP serialization for the referenced dataPrototype in case of a String. It describes the size of the length field (in Bytes) that will be put in front of the String in the SOME/IP message.
sizeOfStructLengthField	PositiveInteger	0..1	attr	Configures the SOME/IP serialization for the referenced dataPrototype in case of an Struct. It describes the size of the length field (in Bytes) that will be put in front of the Struct in the SOME/IP message.
sizeOfUnionLengthField	PositiveInteger	0..1	attr	Configures the SOME/IP serialization for the referenced dataPrototype in case of a Union. It describes the size of the length field (in Bytes) that will be put in front of the Union in the SOME/IP message.
sizeOfUnionTypeSelectorField	PositiveInteger	0..1	attr	Configures the SOME/IP serialization for the referenced dataPrototype in case of a Union. It describes the size of the type selector field (in Bytes) that will be put in front of the Union in the SOME/IP message.
stringEncoding	BaseTypeEncodingString	0..1	attr	Configures the encoding for SOME/IP serialization for the referenced dataPrototype in case of an String.

Table 3.101: ApSomeipTransformationProps

[TPS_MANI_03102]{DRAFT} **UserDefined serialization** [The [UserDefinedTransformationProps](#) meta-class that is referenced by the [TransformationPropsToServiceInterfaceElementMapping](#) in the role `transformationProps` provides the ability to define a User defined serialization for [ServiceInterface](#) elements that are referenced by the [TransformationPropsToServiceInterfaceElementMapping](#) in the role `event`, `method` or `field`.]
([RS_MANI_00014](#), [RS_MANI_00025](#))

Please note that [UserDefinedTransformationProps](#) is derived from meta-class [Identifiable](#) and therefore has the ability to describe special data (`sdg`) by which it is possible to define custom structural extensions of an AUTOSAR model in a generic way. For more information about special data please refer to [6].

Class	TransformationPropsToServiceInterfaceElementMappingSet			
Package	M2::AUTOSARTemplates::AdaptivePlatform::ApplicationDesign::SerializationProperties			
Note	Collection of TransformationPropsToServiceInterfaceElementMappings. Tags: atp.Status=draft atp.recommendedPackage=TransformationPropsToServiceInterfaceMappingSets			
Base	ARElement , ARObject , CollectableElement , Identifiable , MultilanguageReferrable , PackageableElement , Referrable			
Attribute	Type	Mul.	Kind	Note
mapping	TransformationPropsToServiceInterfaceElementMapping	*	aggr	Mapping that assigns serialization properties to elements of a ServiceInterface. Tags: atp.Status=draft

Table 3.102: TransformationPropsToServiceInterfaceElementMappingSet

Class	TransformationPropsToServiceInterfaceElementMapping			
Package	M2::AUTOSARTemplates::AdaptivePlatform::ApplicationDesign::ApplicationStructure			
Note	This meta-class represents the ability to associate a ServiceInterface element with TransformationProps. The referenced elements of the Service Interface will be serialized according to the settings defined in the TransformationProps. Tags: atp.Status=draft			
Base	ARObject , Identifiable , MultilanguageReferrable , Referrable			
Attribute	Type	Mul.	Kind	Note
event	VariableDataPrototype	*	ref	This represents the reference to one or several events of one ServiceInterface. Tags: atp.Status=draft
field	Field	*	ref	This represents the reference to one or several fields of one ServiceInterface. Tags: atp.Status=draft
method	ClientServerOperation	*	ref	This represents the reference to one or several methods of one ServiceInterface. Tags: atp.Status=draft
tlvDataId	TlvDataIdDefinition	*	aggr	This aggregation represents the collection of tlvDataIds defined in the enclosing context. Stereotypes: atp.Splitable Tags: atp.Splitkey=tlvDataId atp.Status=draft
transformation Props	TransformationProps	0..1	ref	This represents the reference to the applicable Serialization properties. Tags: atp.Status=draft

Table 3.103: TransformationPropsToServiceInterfaceElementMapping

Class	UserDefinedTransformationProps			
Package	M2::AUTOSARTemplates::SystemTemplate::Transformer			
Note	The class UserDefinedTransformationProps specifies specific configuration properties of a user defined serializer.			
Base	ARObject , Identifiable , MultilanguageReferrable , Referrable , TransformationProps			
Attribute	Type	Mul.	Kind	Note





Class	UserDefinedTransformationProps			
-	-	-	-	-

Table 3.104: UserDefinedTransformationProps

3.15.2 Individual Definition of Serialization Properties

[TPS_MANI_03109]{DRAFT} TransformationProps on the level of DataPrototypes overwrites TransformationProps settings on the level of a ServiceInterface [The fine granular modeling of TransformationProps on the level of DataPrototypes overwrites the TransformationProps settings defined on the level of a ServiceInterface described with the TransformationPropsToServiceInterfaceElementMappingSet.]()

[constr_3361]{DRAFT} Selective definition of serialization settings [If a SomeipDataPrototypeTransformationProps is defined for a composite DataPrototype of an element of a ServiceInterface (method, field, event) and if the reference someipTransformationProps exists then SomeipDataPrototypeTransformationProps that define the reference someipTransformationProps shall be defined for all other composite DataPrototypes of the ServiceInterface element as well.]()

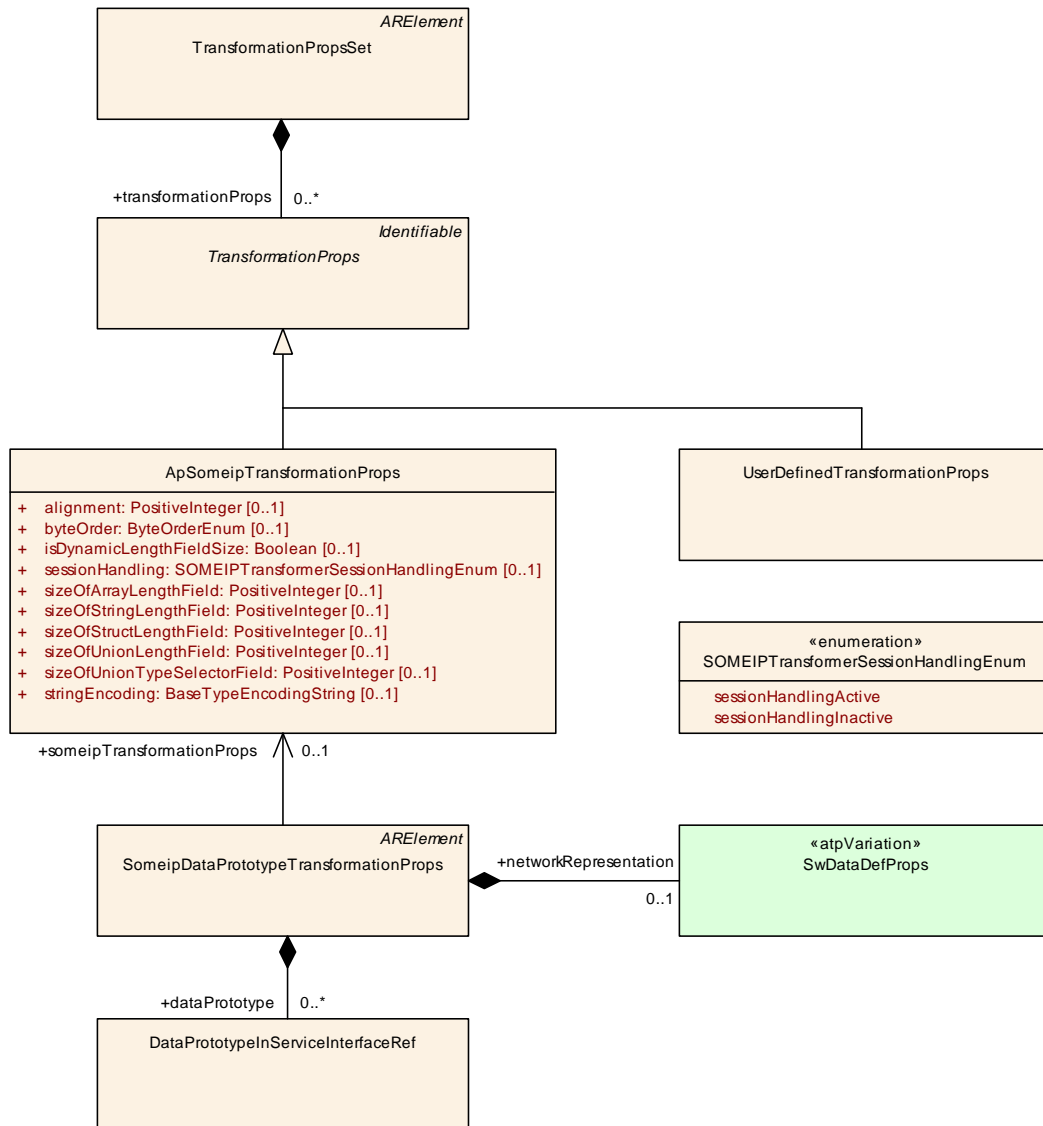


Figure 3.61: Overview about SOME/IP Serialization Properties

Class	TransformationPropsSet			
Package	M2::AUTOSARTemplates::SystemTemplate::Transformer			
Note	Collection of TransformationProps. Tags: atp.recommendedPackage=TransformationPropsSets			
Base	ARElement , ARObject , CollectableElement , Identifiable , MultilanguageReferrable , PackageableElement , Referrable			
Attribute	Type	Mul.	Kind	Note
transformation Props	TransformationProps	*	aggr	Transformer specific configuration properties.

Table 3.105: TransformationPropsSet

Enumeration	SOMEIPTransformerSessionHandlingEnum
Package	M2::AUTOSARTemplates::SystemTemplate::Transformer
Note	Enables or disable session handling for SOME/IP transformer
Literal	Description
sessionHandling Active	The SOME/IP Transformer shall use session handling Tags: atp.EnumerationValue=0
sessionHandling Inactive	The SOME/IP Transformer doesn't use session handling Tags: atp.EnumerationValue=1

Table 3.106: SOMEIPTransformerSessionHandlingEnum

[TPS_MANI_03070]{DRAFT} Size of a length field for a chosen array or map [The attribute `sizeOfArrayLengthField` of `ApSomeipTransformationProps` defines the size of a length field generated by SOME/IP in front of a variable size array (vector), fixed size array or associative_map for which the `SomeipDataPrototypeTransformationProps` is defined, i.e. the variable size array (vector), fixed size array or associative_map that is referenced within the aggregated `DataPrototypeInServiceInterfaceRef`.] ([RS_MANI_00008](#), [RS_MANI_00024](#))

[constr_3353]{DRAFT} Restriction in usage of `ApSomeipTransformationProps.sizeOfArrayLengthField` [The value of the attribute `sizeOfArrayLengthField` shall be either 0, 1, 2 or 4.]()

[constr_3447]{DRAFT} `ApSomeipTransformationProps.sizeOfArrayLengthField` that equals 0 [The `sizeOfArrayLengthField` value of 0 is only allowed to be used if a fixed size array for which the `SomeipDataPrototypeTransformationProps` is defined is referenced within the aggregated `DataPrototypeInServiceInterfaceRef`.]()

The setting of `sizeOfArrayLengthField` for fixed size arrays supports a backward compatible extension of such arrays with additional array elements.

[TPS_MANI_03071]{DRAFT} Size of a length field for a chosen structure [The attribute `sizeOfStructLengthField` of `ApSomeipTransformationProps` defines the size of a length field generated by SOME/IP in front of a structure for which the `SomeipDataPrototypeTransformationProps` is defined, i.e. the structure that is referenced within the aggregated `DataPrototypeInServiceInterfaceRef`.] ([RS_MANI_00008](#), [RS_MANI_00024](#))

[constr_3354]{DRAFT} Restriction in usage of `ApSomeipTransformationProps.sizeOfStructLengthField` [The value of the attribute `sizeOfStructLengthField` shall be either 0, 1, 2 or 4.]()

[TPS_MANI_03116]{DRAFT} Size of a length field for a chosen string [The attribute `sizeOfStringLengthField` of `ApSomeipTransformationProps` defines the size of a length field generated by SOME/IP in front of a String for which the `SomeipDataPrototypeTransformationProps` is defined, i.e. the String that is referenced within the aggregated `DataPrototypeInServiceInterfaceRef`.] ([RS_MANI_00008](#), [RS_MANI_00024](#))

[constr_3372]{DRAFT} Restriction in usage of [ApSomeipTransformationProps.sizeOfStringLengthField](#) [The value of the attribute `sizeOfStringLengthField` shall be either 0, 1, 2 or 4.]()

[TPS_MANI_03217]{DRAFT} On-the-wire encoding for a chosen string [The attribute `stringEncoding` of [ApSomeipTransformationProps](#) defines the on-the-wire encoding of a String for which the [SomeipDataPrototypeTransformationProps](#) is defined, i.e. the String that is referenced within the aggregated [DataPrototypeInServiceInterfaceRef](#).]([RS_MANI_00008](#), [RS_MANI_00024](#))

[TPS_MANI_03072]{DRAFT} Size of a length field for a chosen union [The attribute `sizeOfUnionLengthField` of [ApSomeipTransformationProps](#) defines the size of a length field generated by SOME/IP in front of a union for which the [SomeipDataPrototypeTransformationProps](#) is defined, i.e. the union that is referenced within the aggregated [DataPrototypeInServiceInterfaceRef](#).]([RS_MANI_00008](#), [RS_MANI_00024](#))

[constr_3355]{DRAFT} Restriction in usage of [ApSomeipTransformationProps.sizeOfUnionLengthField](#) [The value of the attribute `sizeOfUnionLengthField` shall be either 0, 1, 2 or 4.]()

[TPS_MANI_03073]{DRAFT} Alignment of a dynamic DataPrototype [The attribute `alignment` of [ApSomeipTransformationProps](#) defines the padding for alignment purposes that will be added by SOME/IP after the serialized data of the variable data length data element for which the [SomeipDataPrototypeTransformationProps](#) is defined, i.e. the variable data length DataPrototype that is referenced within the aggregated [DataPrototypeInServiceInterfaceRef](#).]([RS_MANI_00008](#), [RS_MANI_00024](#))

[constr_3356]{DRAFT} Restriction in usage of [ApSomeipTransformationProps.alignment](#) [The value of the attribute `alignment` shall always be divisible by 8.]()

[TPS_MANI_03074]{DRAFT} Size of a type selector field for a chosen union [The attribute `sizeOfUnionTypeSelectorField` of [ApSomeipTransformationProps](#) defines the size of a type selector field generated by SOME/IP in front of a union for which the [SomeipDataPrototypeTransformationProps](#) is defined, i.e. the union that is referenced within the aggregated [DataPrototypeInServiceInterfaceRef](#).]([RS_MANI_00008](#), [RS_MANI_00024](#))

[constr_3357]{DRAFT} Restriction in usage of [ApSomeipTransformationProps.sizeOfUnionTypeSelectorField](#) [The value of the attribute `sizeOfUnionTypeSelectorField` shall be either 1, 2 or 4.]()

[TPS_MANI_03075]{DRAFT} Byte Order of chosen DataPrototype in the serialized data stream [The attribute `byteOrder` of [ApSomeipTransformationProps](#) defines the Byte Order in front of the DataPrototype in the serialized data stream for which the [SomeipDataPrototypeTransformationProps](#) is defined, i.e. the DataPrototype that is referenced within the aggregated [DataPrototypeInServiceInterfaceRef](#).]([RS_MANI_00008](#), [RS_MANI_00024](#))

Class	SomeipDataPrototypeTransformationProps			
Package	M2::AUTOSARTemplates::AdaptivePlatform::ApplicationDesign::SerializationProperties			
Note	This meta-class represents the ability to define data transformation props specifically for a SOME/IP serialization for a given DataPrototype. Tags: atp.Status=draft atp.recommendedPackage=SomeipDataPrototypeTransformationProps			
Base	ARElement , ARObject , CollectableElement , Identifiable , MultilanguageReferrable , PackageableElement , Referrable			
Attribute	Type	Mul.	Kind	Note
dataPrototype	DataPrototypeInServiceInterfaceRef	*	aggr	Collection of DataPrototypes for which the settings in SomeipDataPrototypeTransformationProps are valid. For reuse reasons the SomeipDataPrototypeTransformationProps is able to aggregate several DataPrototypes. Tags: atp.Status=draft
network Representation	SwDataDefProps	0..1	aggr	Optional specification of the actual network representation for the referenced primitive DataPrototype. If a network representation is provided then the baseType available in the SwDataDefProps shall be used as input for the serialization/deserialization. If the network Representation is not provided then the baseType of the AbstractImplementationDataType shall be used for the serialization/deserialization. Tags: atp.Status=draft
someip Transformation Props	ApSomeipTransformationProps	0..1	ref	This reference represents the ability to define data transformation props specifically for a SOME/IP serialization. Tags: atp.Status=draft

Table 3.107: SomeipDataPrototypeTransformationProps

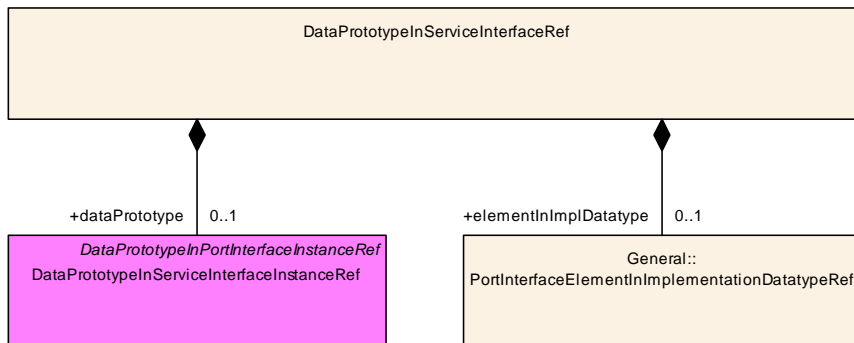


Figure 3.62: Reference to a DataPrototype in the context of a PortInterface that is typed by an ApplicationDataType or by a CppImplementationDataType

[TPS_MANI_01136]{DRAFT} [AutosarDataPrototype](#) is the target of the [DataPrototypeInServiceInterfaceRef](#) [If the target of an [DataPrototypeInServiceInterfaceRef](#) is an [AutosarDataPrototype](#) the role [DataPrototypeInServiceInterfaceRef.dataPrototype](#) shall be used to describe the reference **independently** of whether the [AutosarDataPrototype](#) is typed by an [ApplicationDataType](#) or a [CppImplementationDataType](#) and even **independently** of whether the [AutosarDataPrototype](#) of the [AutosarDataPrototype](#) represents a composite data type.]([RS_MANI_00008](#), [RS_MANI_00024](#))

[TPS_MANI_01137]{DRAFT} **Applicable use cases for `DataPrototypeInServiceInterfaceRef`** [Table 3.108 contains a comprehensive list of use cases for the usage of `DataPrototypeInServiceInterfaceRef`.]([RS_MANI_00008](#), [RS_MANI_00024](#))

Use case	Role
<code>AutosarDataPrototype</code> typed by an <code>ApplicationDataType</code>	<code>dataPrototype</code>
<code>DataPrototype</code> in <code>AutosarDataPrototype</code> typed by an <code>ApplicationCompositeDataType</code>	<code>dataPrototype</code>
<code>AutosarDataPrototype</code> typed by a <code>CppImplementationDataType</code>	<code>dataPrototype</code>
<code>DataPrototype</code> in <code>AutosarDataPrototype</code> typed by a <code>CppImplementationDataType</code>	<code>elementInImplDatatype</code>

Table 3.108: Possible use cases for the usage of `DataPrototypeInServiceInterfaceRef`

From a careful observation of Table 3.108 it should be clear that there is no valid use case to simultaneously use the two roles `dataPrototype` and `elementInImplDatatype` in the context of the same `DataPrototypeInServiceInterfaceRef`.

[[constr_1551](#)]{DRAFT} **Existence of `DataPrototypeInServiceInterfaceRef.dataPrototype` vs. `DataPrototypeInServiceInterfaceRef.elementInImplDatatype`** [For every given `DataPrototypeInServiceInterfaceRef`, either the aggregation `DataPrototypeInServiceInterfaceRef.dataPrototype` or `DataPrototypeInServiceInterfaceRef.elementInImplDatatype` shall exist.]()

The usage of the `SomeipDataPrototypeTransformationProps.networkRepresentation` is explained in more detail in the System Template [16] in [TPS_SYST_02136] and [TPS_SYST_02137].

[[constr_1615](#)]{DRAFT} **Existence of attribute `SomeipDataPrototypeTransformationProps.someipTransformationProps.sessionHandling`** [The attribute `SomeipDataPrototypeTransformationProps.someipTransformationProps.sessionHandling` shall only exist if

- **none** of the aggregated `dataPrototype.dataPrototype` references
 - an `ArgumentDataPrototype` in the role `DataPrototypeInServiceInterfaceInstanceRef.targetDataPrototype` or
 - a `DataPrototype` referenced in the role `DataPrototypeInServiceInterfaceInstanceRef.targetDataPrototype` if the reference in the role `contextDataPrototype` exist in the enclosing `DataPrototypeInServiceInterfaceInstanceRef`.
- **none** of the aggregated aggregated `dataPrototype.elementInImplDatatype` references a `DataPrototype` referenced in the role `PortInterfaceElementInImplementationDatatypeRef.targetDataPrototype`.

]0

3.15.3 Assignment of TLV properties

3.15.3.1 Assignment of TLV Data IDs

[TPS_MANI_01097]{DRAFT} Assignment of TLV data ids [The assignment of TLV data ids is done in the context of the specification of [TransformationPropsToServiceInterfaceElementMapping](#), namely by means of the attribute [TransformationPropsToServiceInterfaceElementMapping.tlvDataId.id](#).]
([RS_MANI_00030](#))

This approach takes benefit from the fact that the [TlvDataIdDefinition](#) is able to create references to relevant model elements.

The assignment of the TLV data id is therefore done by creating such a reference and assigning a TLV data id to it by means of the attribute [TlvDataIdDefinition.id](#).

Please note that the assignment of TLV data ids is compulsory for an entire data structure that has at least one optional member. In a nutshell, this conclusion (that is also backed by [PRS_SOMEIP_00230], see [8]) is the motivation for the existence of [[constr_1594](#)], and [[constr_1595](#)].

Please note further that the assignment of TLV data ids is not restricted to data structures with optional members. There is also a use case to support sending the elements of a specific data structure in arbitrary order even if none of the elements is considered optional.

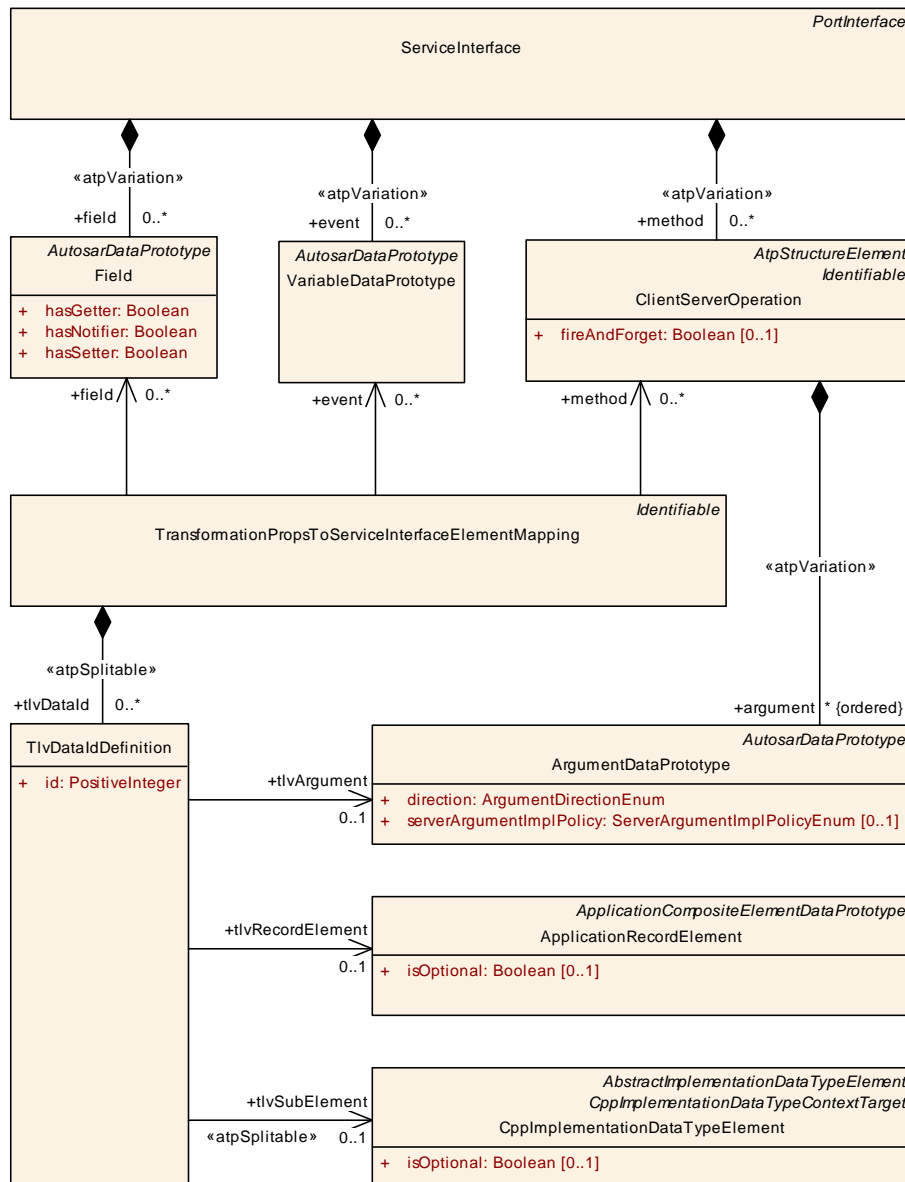


Figure 3.63: Modeling of the TLV data id

[constr_1594]{DRAFT} Consistent assignment of TLV data ids to ApplicationRecordDataType [For every ApplicationRecordDataType where direct members set the attribute ApplicationRecordElement.isOptional to the value True references to **all direct members** of this ApplicationRecordDataType shall be created on the basis of the definition of TlvDataIdDefinition.]()

[constr_1595]{DRAFT} Consistent assignment of TLV data ids to CppImplementationDataType or CppImplementationDataTypeElement [For every CppImplementationDataType of category STRUCTURE where direct members set the attribute CppImplementationDataTypeElement.isOptional to the value True references to **all direct members** of this CppImplementationDataType shall be created on the basis of the definition of TlvDataIdDefinition.]()

The definition of a `TlvDataIdDefinition` that refers to an eligible model element is not limited to scenarios where optional elements are defined. It is also possible to define `TlvDataIdDefinition` for arbitrary methods or data structures.

A typical use case could be to prepare the argument list or sub-elements for future extensions. However, if one argument or sub-element is referenced then it is necessary to define references from `TlvDataIdDefinitions` to all other arguments or sub-elements as well.

[constr_1593]{DRAFT} Completeness of the existence of a set of `TlvDataIdDefinition.tlvArguments` [If the reference `TlvDataIdDefinition.tlvArgument` exists for one `argument` of a given `ClientServerOperation` then further `TlvDataIdDefinition.tlvArgument` shall exist **for all** `arguments` of the given `ClientServerOperation` and all affected `TlvDataIdDefinition` shall be aggregated by the same `TransformationPropsToServiceInterfaceElementMapping`.]()

[constr_1603]{DRAFT} Completeness of the existence of a set of `TlvDataIdDefinition.tlvRecordElements` [If the reference `TlvDataIdDefinition.tlvRecordElement` exists for one `element` of a given `ApplicationRecordDataType` then further `TlvDataIdDefinition.tlvRecordElement` shall exist **for all** `elements` of the given `ApplicationRecordDataType` and all affected `TlvDataIdDefinition` shall be aggregated by the same `TransformationPropsToServiceInterfaceElementMapping`.]()

[constr_1604]{DRAFT} Completeness of the existence of a set of `TlvDataIdDefinition.tlvSubElements` [If the reference `TlvDataIdDefinition.tlvSubElement` exists for one `subElement` of a given `CppImplementationDataType` or `CppImplementationDataTypeElement` then further `TlvDataIdDefinition.tlvSubElement` shall exist **for all** `subElements` of the given `CppImplementationDataType` or `CppImplementationDataTypeElement` and all affected `TlvDataIdDefinition` shall be aggregated by the same `TransformationPropsToServiceInterfaceElementMapping`.]()

Class	TlvDataIdDefinition			
Package	M2::AUTOSARTemplates::AdaptivePlatform::ApplicationDesign::SerializationProperties			
Note	This meta-class represents the ability to define the <code>tlvDataId</code> . Tags: atp.Status=draft			
Base	<i>ARObject</i>			
Attribute	Type	Mul.	Kind	Note
id	PositiveInteger	1	attr	This attribute represents the definition of the value of the <code>TlvDataId</code>
tlvArgument	ArgumentDataPrototype	0..1	ref	This reference assigns a <code>tlvDataId</code> to a given argument of a <code>ClientServerOperation</code> . Tags: atp.Status=draft





Class	TlvDataIdDefinition			
tlvRecordElement	ApplicationRecordElement	0..1	ref	This reference associates the definition of a TLV data id with a given ApplicationRecordElement. Tags: atp.Status=draft
tlvSubElement	CppImplementationDataTypeElement	0..1	ref	This reference associates the definition of a TLV data id with a given CppImplementationDataTypeElement. Stereotypes: atp.Splitable Tags: atp.Splitkey=tlvSubElement atp.Status=draft

Table 3.109: TlvDataIdDefinition

The definition of a [TlvDataIdDefinition.id](#) has the purpose to provide means to unambiguously identify the argument or sub-element. For this purpose, the value of the `id` needs to be unique in the respective context.

[constr_1596]{DRAFT} Scope of the uniqueness of the value of [TlvDataIdDefinition.id](#) for references to [ArgumentDataPrototype](#) [For all [TlvDataIdDefinition](#) that are referencing [ArgumentDataPrototypes](#) of a given [ClientServerOperation](#) in the role `tlvArgument`, the attribute [TlvDataIdDefinition.id](#) **shall exist and have a unique value per communication direction**, i.e. in the context of the collection of all

- [arguments](#) where attribute `direction` is set to either `in` or `inout`
- [arguments](#) where attribute `direction` is set to either `out` or `inout`
- [arguments](#) where attribute `direction` is set to `inout` (if the `method` **only** has [arguments](#) where attribute `direction` is set to `inout`)

of the respective enclosing [ClientServerOperation](#).]()

Rationale for the existence of **[constr_1596]**: [arguments](#) where attribute `direction` is set to either `in` or `inout` are never sent in the same SOME/IP message as [arguments](#) where attribute `direction` is set to either `out` or `inout`.

[constr_1597]{DRAFT} Scope of the uniqueness of the value of [TlvDataIdDefinition.id](#) for references to [ApplicationRecordElement](#) [For all [TlvDataIdDefinition](#) that are referencing [ApplicationRecordElements](#) of a given [ApplicationDataType](#) in the role `tlvRecordElement` the attribute [TlvDataIdDefinition.id](#) **shall exist and have a unique value** in the context of respective enclosing [ApplicationRecordDataType](#).]()

[constr_1598]{DRAFT} Scope of the uniqueness of the value of [TlvDataIdDefinition.id](#) for references to [CppImplementationDataTypeElement](#) [For all [TlvDataIdDefinition](#) that are referencing [CppImplementationDataTypeElements](#) of a given [CppImplementationDataType/CppImplementationDataTypeElement](#) in the role `tlvSubElement` the attribute [TlvDataIdDefinition.id](#) **shall exist and have a unique value** in the context of respective enclosing [CppImplementationDataType](#) or [CppImplementationDataTypeElement](#).]()

Obviously, it is necessary to avoid ambiguity with respect to the definition of TLV data ids. Each model element that can be assigned such an id shall only be assigned one id.

[constr_1599]{DRAFT} TlvDataIdDefinition referencing **ArgumentDataPrototype** [Each `ArgumentDataPrototype` shall be referenced **at most once** in the role `tlvArgument` in the context of the same `TransformationPropsToServiceInterfaceElementMapping`.]()

[constr_1600]{DRAFT} TlvDataIdDefinition referencing **ApplicationRecordElement** [Each `ApplicationRecordElement` shall be referenced **at most once** in the role `tlvRecordElement` in the context of the same `TransformationPropsToServiceInterfaceElementMapping`.]()

[constr_1601]{DRAFT} TlvDataIdDefinition referencing **CppImplementationDataTypeElement** [Each `CppImplementationDataTypeElement` shall be referenced **at most once** in the role `tlvSubElement` in the context of the same `TransformationPropsToServiceInterfaceElementMapping`.]()

[constr_1628]{DRAFT} Definition of static length field sizes in case of TLV usage [If the aggregation `tlvDataId` exists for a given `TransformationPropsToServiceInterfaceElementMapping` then attributes

- `sizeofArrayLengthField`,
- `sizeofStringLengthField`,
- `sizeofStructLengthField`, and
- `sizeofUnionLengthField`

shall have a value greater than 0.]()

Rationale for the existence of **[constr_1628]**: The TLV serialization requires the usage of length fields:

- If `wire type` 4 is used (for more details, please refer to **[TPS_MANI_01186]**) then the length field size shall be statically configured.
- If `wire types` 5-7 are used (see **[TPS_MANI_01186]**) then the static configuration of the length field size shall also be present since not all length fields are preceded by a tag, e.g. structures contained in an array or the top-level structure contained in a SOME/IP event.

Without demanding the existence of length fields in such a case the result of a serialization could be ambiguous, i.e. make it impossible for the de-serializer to figure out the data layout⁸.

⁸If a structure consists only of optional elements it would be hard to detect the case where an array element carries such a structure that happens to set all elements to non-available.

[constr_1629]{DRAFT} Identical sizes of length fields in case of TLV usage [If the aggregation `tlvDataId` exists for a given `TransformationPropsToServiceInterfaceElementMapping` then attributes

- `sizeofArrayLengthField`,
- `sizeofStringLengthField`,
- `sizeofStructLengthField`, and
- `sizeofUnionLengthField`

shall have an identical value.]()

Rationale for the existence of `[constr_1629]`: if `wire type 4` is used (for more details, please refer to `[TPS_MANI_01186]`) and if the receiver encounters a member of a structure or an `argument` with an unknown tag the de-serializer cannot determine the actual data type of the member of the structure or `argument`.

[constr_1630]{DRAFT} No definition of length field sizes on `DataPrototype` level in case of TLV usage [If the aggregation `tlvDataId` exists for a given `TransformationPropsToServiceInterfaceElementMapping` then attributes

- `sizeofArrayLengthField`,
- `sizeofStringLengthField`,
- `sizeofStructLengthField`, and
- `sizeofUnionLengthField`

shall not be individually defined on the level of a `DataPrototype` (i.e. by means of the reference `SomeipDataPrototypeTransformationProps.someipTransformationProps`) but only on the level of a `ServiceInterface` (i.e. by means of the reference `TransformationPropsToServiceInterfaceElementMapping.transformationProps`).]()

Rationale for the existence of `[constr_1630]`: if `wire type 4` is used (for more details, please refer to `[TPS_MANI_01186]`) and if the receiver encounters a member or `argument` with an unknown tag the de-serializer needs to know the size of the length field.

The most reliable way to achieve this is to demand the definition of the size of the length field on the level of the `ServiceInterface`.

3.15.3.2 Assignment of Wire Type Selection

The TLV encoding supports the definition of a so-called `wire type` that controls how the information about the length of length fields shall be interpreted.

The meaning of specific settings of the `wire type` is defined in [8, PRS SOME/IP Protocol].

[TPS_MANI_01186]{DRAFT} **Definition of the applicable wire type** [Attribute `ApSomeipTransformationProps.isDynamicLengthFieldSize` shall be used to define the applicable wire type.

If the value of attribute `ApSomeipTransformationProps.isDynamicLengthFieldSize` is set to `True` then wire type 5-7 shall be used.

If the value of attribute `ApSomeipTransformationProps.isDynamicLengthFieldSize` does not exist or is set to `False` then wire type 4 shall be used.]
(RS_MANI_00030)

3.16 Process Design

Within the definition of e.g. a diagnostic mapping, the assignment to the `Process` is typically done in a methodological step⁹ that happens when all the diagnostic mapping¹⁰ is already complete.

Therefore, it would be good to implement a proxy for an actual `Process` that can stand in as the target of the relation to a `Process` at design time. This semantics is realized by meta-class `ProcessDesign`.

[TPS_MANI_01228]{DRAFT} **Semantics of meta-class `ProcessDesign`** [Meta-class `ProcessDesign` shall be used whenever a design-time representation is required for a `Process` that is designed in a **later** step in the workflow as part of the deployment specification.]()

The integrator would have to take care that an actual `Process` refers to the corresponding `ProcessDesign` such that by means of this reference an AUTOSAR software tool is able to figure out the relation between a diagnostic mapping and a process, provided that each `ProcessDesign` is **only** referenced by a single `Process`.

[constr_1550]{DRAFT} **Reference from `Process` to `ProcessDesign`** [Each `ProcessDesign` shall only be referenced from a single `Process`.]()

Note that the reference from the `Process` to the `ProcessDesign` acknowledges the fact that the `Process` is typically created later in time¹¹.

⁹i.e. during the creation of the execution manifest

¹⁰From the methodological point of view, the creation of the diagnostic mapping is typically considered a design-time activity.

¹¹In other words, if references are needed between design-related and deployment-related meta-classes then the direction of these references shall always point from deployment to design.

Class	ProcessDesign			
Package	M2::AUTOSARTemplates::AdaptivePlatform::ApplicationDesign::ProcessDesign			
Note	<p>This meta-class has the ability to stand in for a Process at the time when the Process does not yet exist. But its future existence already needs to be considered during design phase and for that a dedicated model element is required..</p> <p>Tags: atp.Status=draft atp.recommendedPackage=ProcessDesigns</p>			
Base	<i>ARElement, ARObject, CollectableElement, Identifiable, MultilanguageReferrable, Packageable Element, Referrable</i>			
Attribute	Type	Mul.	Kind	Note
deterministic ClientResource Needs	DeterministicClientResourceNeeds	*	aggr	<p>This aggregation represents the collection of applicable resource needs for the design of deterministic clients.</p> <p>Tags: atp.Status=draft</p>
executable	Executable	0..1	ref	<p>Reference to executable that is executed in the process.</p> <p>Tags: atp.Status=draft</p>

Table 3.110: ProcessDesign

Conceivably, the association of diagnostic mappings with Meta-class [ProcessDesign](#) may still happen as a finalizing last step of the activity to create the diagnostic mappings. To accommodate for this potential modeling, the reference from a diagnostic mapping to [ProcessDesign](#) has been decorated by stereotype `<<atpSplitable>>`.

For more information concerning the semantics of this stereotype please refer to the specification of the AUTOSAR Generic Structure Template [6].

[constr_1693]{DRAFT} Relation of [Executable](#), [ProcessDesign](#), and [Process](#)
 [Any [Executable](#) that is referenced by a [ProcessDesign](#) shall also be referenced by every [Process](#) that references the [ProcessDesign](#).]()

[TPS_MANI_01229]{DRAFT} Pre-allocation of a given [ProcessDesign](#) on a specific [MachineDesign](#)
 [It is also possible to pre-allocate a given [ProcessDesign](#) on a specific [MachineDesign](#). For this purpose meta-class [ProcessDesignToMachineDesignMapping](#) exists.]()

The semantics of meta-class [MachineDesign](#) is explained in section 5.

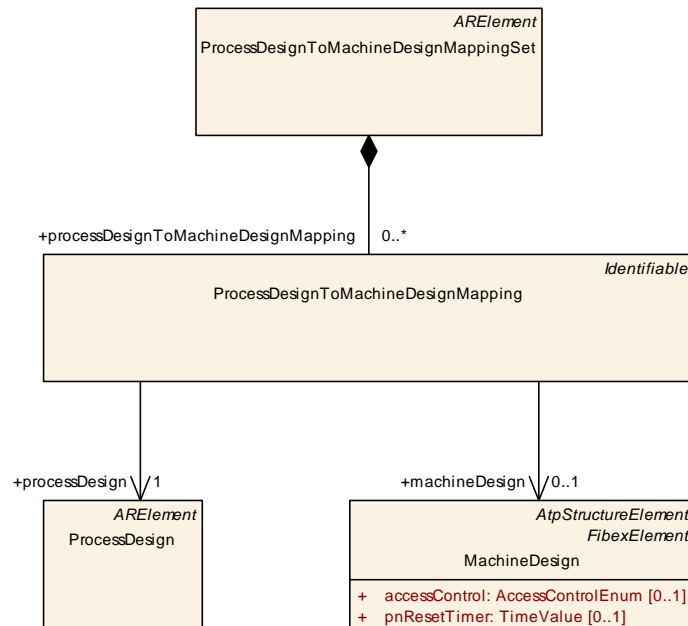


Figure 3.64: Modeling of the [ProcessDesignToMachineDesignMapping](#)

Class	ProcessDesignToMachineDesignMapping			
Package	M2::AUTOSARTemplates::AdaptivePlatform::SystemDesign			
Note	This element is used in the design phase to predefine a mapping of a process to a machine. Such a mapping may be overruled in the deployment phase. Tags: atp.Status=draft			
Base	ARObject, Identifiable , MultilanguageReferrable , Referrable			
Attribute	Type	Mul.	Kind	Note
machineDesign	MachineDesign	0..1	ref	This reference identifies the MachineDesign in the context of the ProcessDesignToMachineDesignMapping. Tags: atp.Status=draft
processDesign	ProcessDesign	1	ref	This reference identifies the ProcessDesign in the context of the ProcessDesignToMachineDesignMapping. Tags: atp.Status=draft

Table 3.111: ProcessDesignToMachineDesignMapping

Please note that an intended [ProcessDesignToMachineDesignMapping](#) may not be possible for utilization of the target machine and therefore a different [ProcessToMachineMapping](#) may be created in the deployment phase.

3.16.1 Deterministic Client Resource

Meta-class [ProcessDesign](#) can also be used to add support for the so-called Deterministic Client.

Please note that an explanation of the specific meaning of the term Deterministic Client is out of the scope of this document. A detailed explanation can be found in the SWS Execution Management [17].

To formalize the support for the Deterministic Client, meta-class `DeterministicClientResourceNeeds` is aggregated at `ProcessDesign`.

Class	DeterministicClientResourceNeeds			
Package	M2::AUTOSARTemplates::AdaptivePlatform::ApplicationDesign::ProcessDesign			
Note	This meta-class specifies process and cycle specific computing resource needs of DeterministicClient library functions. Tags: atp.Status=draft			
Base	<i>ARObject</i> , <i>Identifiable</i> , <i>MultilanguageReferrable</i> , <i>Referrable</i>			
Attribute	Type	Mul.	Kind	Note
hardwarePlatform	String	0..1	attr	This attribute represents a textual identification of the target platform.
initResource	DeterministicClientResource	0..1	aggr	This represents the computing resource needs of a DeterministicClient::WaitForNextActivation kInit cycle. Tags: atp.Status=draft
runResource	DeterministicClientResource	0..1	aggr	This represents the computing resource needs of a DeterministicClient::WaitForNextActivation kRun cycle. Tags: atp.Status=draft

Table 3.112: DeterministicClientResourceNeeds

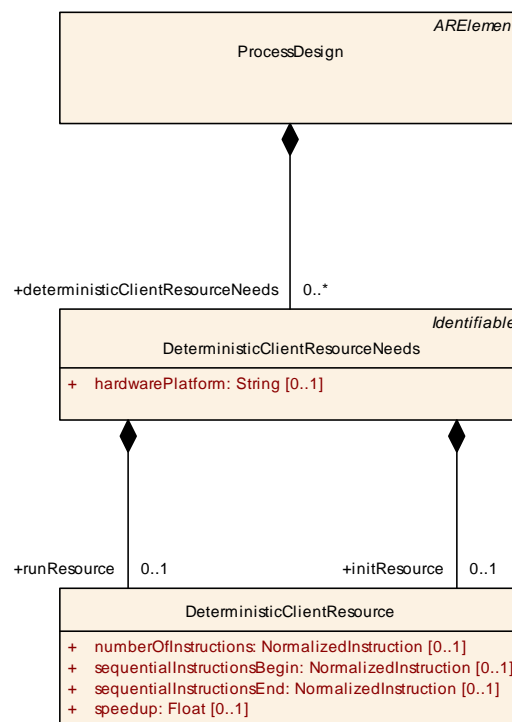


Figure 3.65: Modeling of the `DeterministicClientResourceNeeds`

[TPS_MANI_01199]{DRAFT} **Semantics of `DeterministicClientResourceNeeds`** [Meta-class `DeterministicClientResourceNeeds` aggregates `DeterministicClientResource` in two roles in order to be able to specify resource needs in two different contexts of the execution of a Deterministic Client.] (*RS_MANI_00050*)

Class	DeterministicClientResource			
Package	M2::AUTOSARTemplates::AdaptivePlatform::ApplicationDesign::ProcessDesign			
Note	This meta-class specifies computing resource needs of DeterministicClient library functions. Tags: atp.Status=draft			
Base	ARObject			
Attribute	Type	Mul.	Kind	Note
numberOfInstructions	NormalizedInstruction	0..1	attr	This attribute represents the normalized runtime consumption on the target system within one DeterministicClient::WaitForNextActivation cycle, assuming the "worst-case" runtime where the workers would be executed sequentially.
sequentialInstructionsBegin	NormalizedInstruction	0..1	attr	Normalized sequential runtime at the beginning of the DeterministicClient::WaitForNextActivation cycle (which mostly cannot be parallelized), before the main usage of the worker pool starts.
sequentialInstructionsEnd	NormalizedInstruction	0..1	attr	WaitForNextActivation cycle (which mostly cannot be parallelized), after the main usage of the worker pool has ended.
speedup	Float	0..1	attr	This attribute defines how much faster the calculations within one DeterministicClient::WaitForNextActivation cycle can be finished if numberOfWorkers are physically available, i.e. if enough cores were available on the machine to perform parallel execution of all workers (sequential runtime / parallelized runtime).

Table 3.113: DeterministicClientResource

[TPS_MANI_01200]{DRAFT} **Semantics of meta-class [DeterministicClientResource](#)** [Meta-class [DeterministicClientResource](#) defines several attributes that provide information about the nature of the execution of worker threads. The values of these attributes are given a dimensionless [NormalizedInstruction](#).

Nevertheless, the values of the attributes

- [numberOfInstructions](#)
- [sequentialInstructionsBegin](#)
- [sequentialInstructionsEnd](#)

are only valid for a specific hardware platform. The purpose of using [NormalizedInstruction](#) is to align resource usage of different [Processes](#) (possibly from different vendors) at integration time.] ([RS_MANI_00050](#))

Primitive	NormalizedInstruction
Package	M2::AUTOSARTemplates::AdaptivePlatform::ApplicationDesign::ProcessDesign
Note	This meta-class is used to describe runtime budget needs on the target system within DeterministicClient::WaitForNextActivation cycles. NormalizedInstructions does not reflect the actual number of code instructions, but allows the description of comparative resource needs. NormalizedInstructions is used for configuration of computing resources at integration time. NormalizedInstruction = runtime in sec * clock frequency in Hz





<i>Primitive</i>	NormalizedInstruction
	<p style="text-align: right;">△</p> <p>Tags: atp.Status=draft xml.xsd.customType=NORMALIZED-INSTRUCTION xml.xsd.pattern=[1-9][0-9]* xml.xsd.type=string</p>

Table 3.114: NormalizedInstruction

3.17 Grant Design

The definition of capabilities (for example: [ClientComSpec.clientCapability](#) as described in chapter 3.12.5.1.3 is used to express the intention of the software designer to use (or refrain from using) specific APIs in the application software.

The definition of capabilities represents one aspect of the identity and Access Management (IAM). Another aspect of the IAM configuration is the definition of the actual permissions granted by the platform software.

The modeling of such grants is done on two levels:

- the definition of [GrantDesign](#) allows for the pre-specification of grants already on the design level. The modeling of [GrantDesign](#) is described in this chapter.
- the definition of [Grant](#) allows for the actual and final specification of grants from the perspective of the platform software. The modeling of [Grant](#) is described in chapter 8.9.

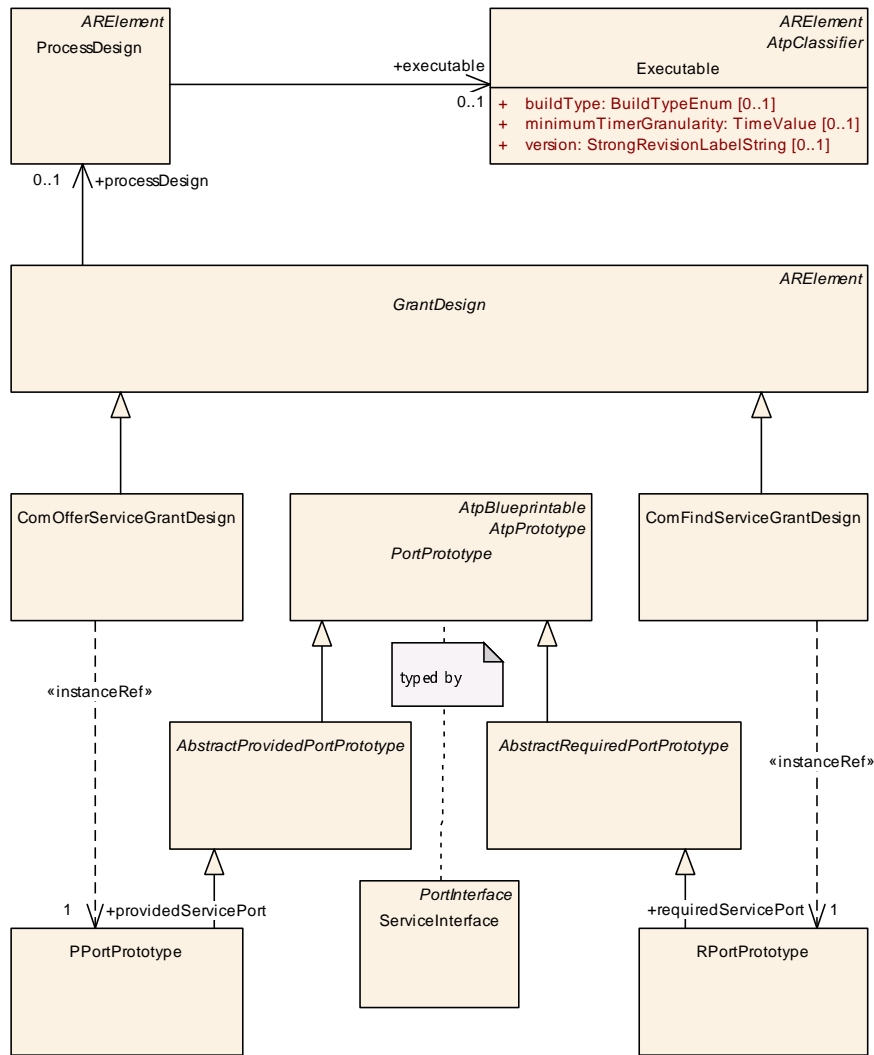


Figure 3.66: Modeling of grant designs for service discovery

Class	<i>GrantDesign</i> (abstract)			
Package	M2::AUTOSARTemplates::AdaptivePlatform::ApplicationDesign::GrantDesign			
Note	This meta-class serves as an abstract base class for the description of grants on design level. Tags: atp.Status=draft			
Base	ARElement , ARObject , CollectableElement , Identifiable , MultilanguageReferrable , PackageableElement , Referrable			
Subclasses	ComEventGrantDesign , ComFieldGrantDesign , ComFindServiceGrantDesign , ComMethodGrantDesign , ComOfferServiceGrantDesign			
Attribute	Type	Mul.	Kind	Note
processDesign	ProcessDesign	0..1	ref	This reference identifies the corresponding Process Design that gives context to the GrantDesign. Tags: atp.Status=draft

Table 3.115: GrantDesign

Abstract meta-class [GrantDesign](#) acts as the base class for the definition of grants on the design level.

Grants are specific for a given [Process](#). In other words, two [Processes](#) created from the same [Executable](#) may be assigned different sets of grants. This specific relation shall also be available on the design level.

[TPS_MANI_01231]{DRAFT} [GrantDesign](#) references [ProcessDesign](#) [Meta-class [GrantDesign](#) references [ProcessDesign](#) as a means to design the set of [Grants](#) for the given [Process](#).]([RS_MANI_00060](#))

3.17.1 Com Grant Design

Subclasses of [GrantDesign](#) are created to cover specific aspects of grants for communication on the *AUTOSAR adaptive Platform*.

[TPS_MANI_01232]{DRAFT} **Semantics of meta-class [ComOfferServiceGrantDesign](#)** [The existence of a [ComOfferServiceGrantDesign](#) that references a specific [AbstractProvidedPortPrototype](#) in the role [providedServicePort](#) indicates that the design foresees that the referenced [AbstractProvidedPortPrototype](#) shall be granted rights to offer the respective service.]([RS_MANI_00060](#))

Please note that there is no explicitly modeled capability that corresponds to the existence of the [ComOfferServiceGrantDesign](#). The understanding is that the mere existence of an [AbstractProvidedPortPrototype](#) typed by a [ServiceInterface](#) indicates the capability to offer a service.

Class	ComOfferServiceGrantDesign			
Package	M2::AUTOSARTemplates::AdaptivePlatform::ApplicationDesign::GrantDesign::ComGrant			
Note	This meta-class represents the ability to define a Grant for offering a service. Tags: atp.Status=draft atp.recommendedPackage=GrantDesigns			
Base	ARElement , ARObject , CollectableElement , GrantDesign , Identifiable , MultilanguageReferrable , PackageableElement , Referrable			
Attribute	Type	Mul.	Kind	Note
providedServicePort	PPortPrototype	1	iref	This instanceRef identifies the PPortPrototype on which the service shall be offered. Tags: atp.Status=draft

Table 3.116: ComOfferServiceGrantDesign

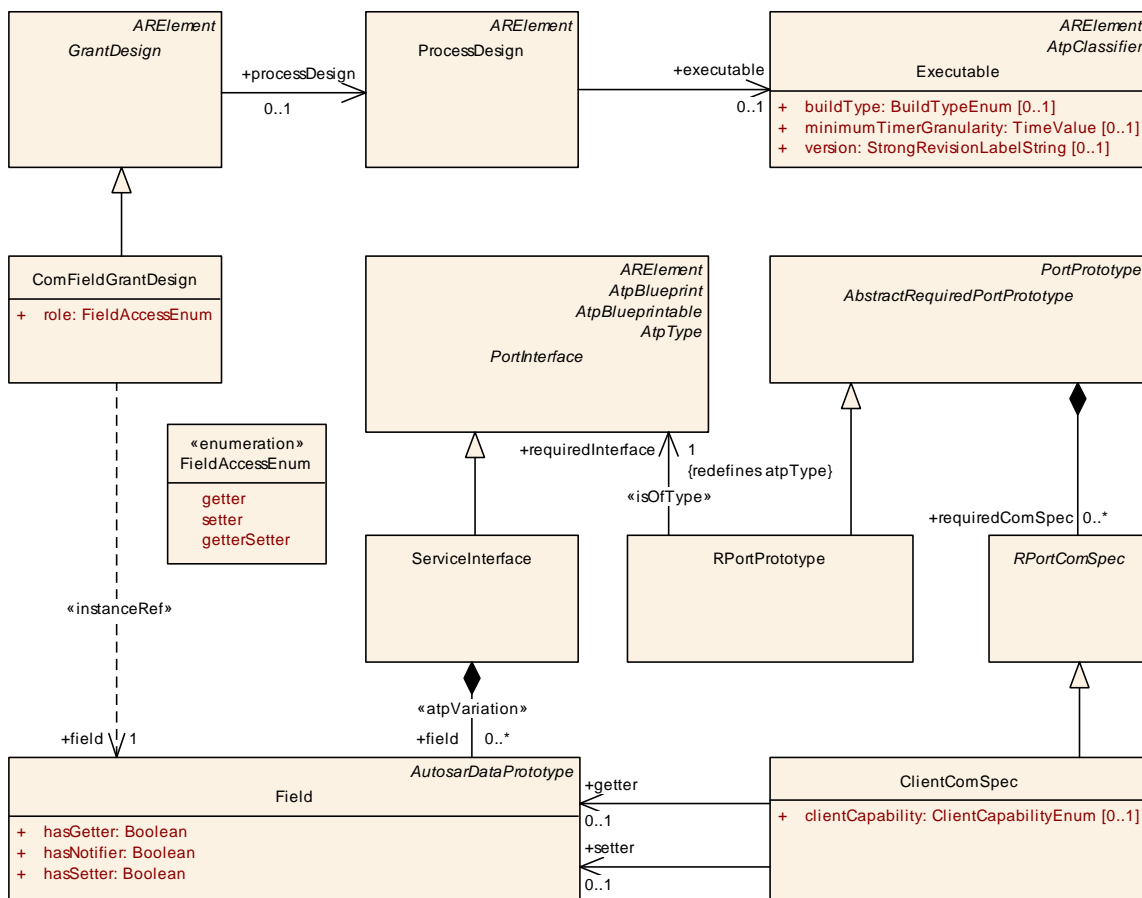
[TPS_MANI_01233]{DRAFT} **Semantics of meta-class [ComFindServiceGrantDesign](#)** [The existence of a [ComFindServiceGrantDesign](#) that references a specific [AbstractRequiredPortPrototype](#) in the role [requiredServicePort](#) indicates that the design foresees that the referenced [AbstractRequiredPortPrototype](#) shall be granted rights to find the respective service.]([RS_MANI_00060](#))

Please note that there is no explicitly modeled capability that corresponds to the existence of the [ComFindServiceGrantDesign](#). The understanding is that the mere existence of an [AbstractRequiredPortPrototype](#) typed by a [ServiceInterface](#) indicates the capability to find a service.

Class	ComFindServiceGrantDesign			
Package	M2::AUTOSARTemplates::AdaptivePlatform::ApplicationDesign::GrantDesign::ComGrant			
Note	This meta-class represents the ability to define a Grant for finding a service. Tags: atp.Status=draft atp.recommendedPackage=GrantDesigns			
Base	ARElement , AObject , CollectableElement , GrantDesign , Identifiable , MultilanguageReferrable , PackageableElement , Referrable			
Attribute	Type	Mul.	Kind	Note
requiredServicePort	RPortPrototype	1	iref	This instanceRef identifies the RPortPrototype on which the service shall be found. Tags: atp.Status=draft

Table 3.117: ComFindServiceGrantDesign

[TPS_MANI_01234]{DRAFT} Semantics of ComFieldGrantDesign [The existence of a [ComFieldGrantDesign](#) that references a specific [Field](#) in the role `field` indicates that the design foresees that the application software shall be granted rights to access the respective [Field](#). The nature of the access, i.e. get vs. set is specified by means of the attribute role.] ([RS_MANI_00060](#))


Figure 3.67: Modeling of grant designs for field

Class	ComFieldGrantDesign			
Package	M2::AUTOSARTemplates::AdaptivePlatform::ApplicationDesign::GrantDesign::ComGrant			
Note	This meta-class represents the ability to define a Grant for a ServiceInterface.field. Tags: atp.Status=draft atp.recommendedPackage=GrantDesigns			
Base	ARElement , ARObject , CollectableElement , GrantDesign , Identifiable , MultilanguageReferrable , PackageableElement , Referrable			
Attribute	Type	Mul.	Kind	Note
field	Field	1	iref	Reference to the affected Field in the context of an Executable. Tags: atp.Status=draft
role	FieldAccessEnum	1	attr	This attribute provides the ability to further specify the access to the ServiceInterface.field from a design perspective.

Table 3.118: ComFieldGrantDesign

Enumeration	FieldAccessEnum
Package	M2::AUTOSARTemplates::AdaptivePlatform::ApplicationDesign::GrantDesign::ComGrant
Note	This meta-class provides values that qualify access to a field. Tags: atp.Status=draft
Literal	Description
getter	Access to the getter of the Field. Tags: atp.EnumerationValue=0
getterSetter	Access to getter and setter of the field Tags: atp.EnumerationValue=2
setter	Access to the setter of the Field. Tags: atp.EnumerationValue=1

Table 3.119: FieldAccessEnum

[TPS_MANI_01235]{DRAFT} **Semantics of [ComEventGrantDesign](#)** [The existence of a [ComEventGrantDesign](#) that references a specific [VariableDataPrototype](#) that is aggregated in the role [event](#) by the enclosing [ServiceInterface](#) indicates that the design foresees that the application software shall be granted rights to access the respective [event](#).] ([RS_MANI_00060](#))

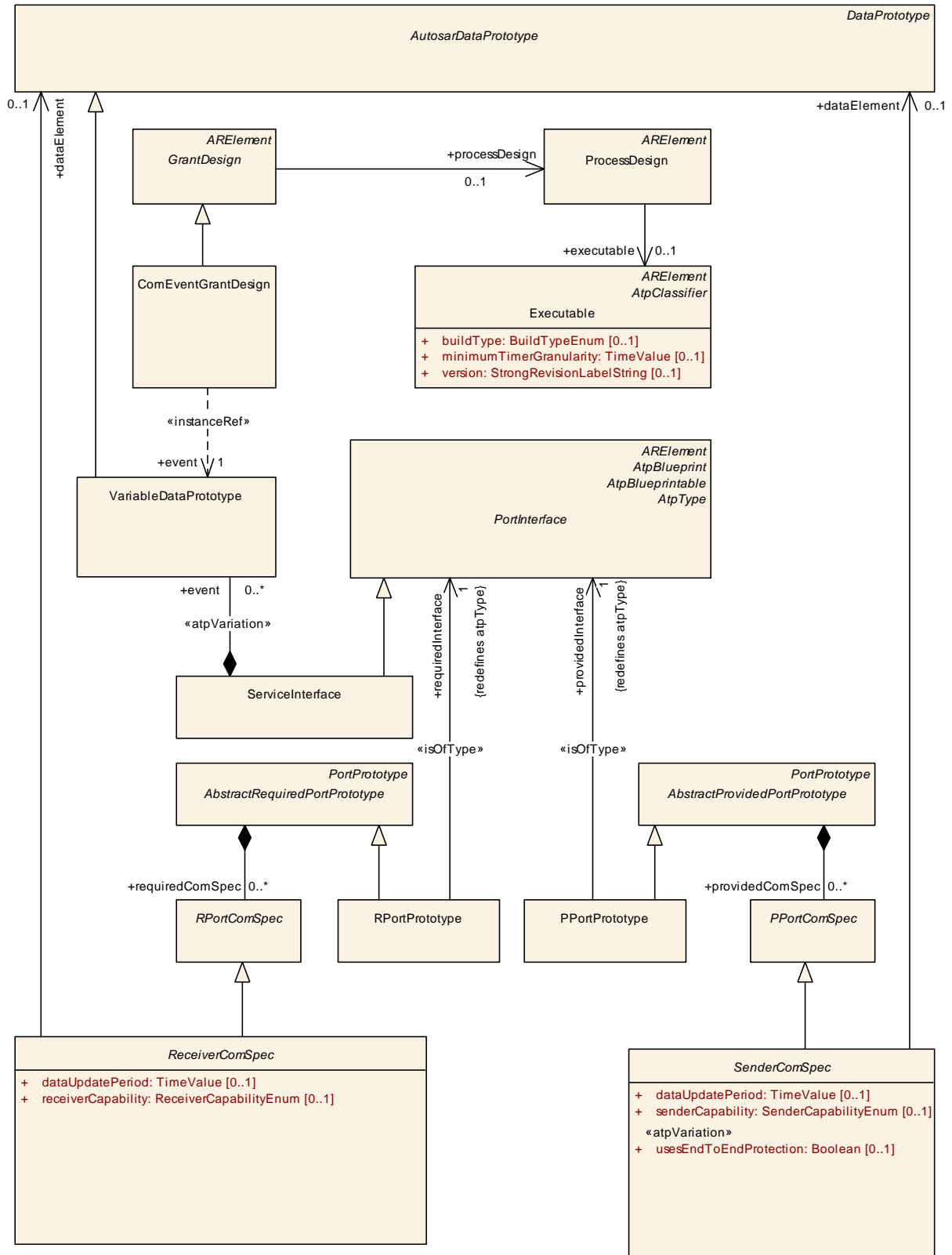


Figure 3.68: Modeling of grant designs for event

Class	ComEventGrantDesign			
Package	M2::AUTOSARTemplates::AdaptivePlatform::ApplicationDesign::GrantDesign::ComGrant			
Note	This meta-class represents the ability to define a Grant for a ServiceInterface.event. Tags: atp.Status=draft atp.recommendedPackage=GrantDesigns			
Base	ARElement , ARObject , CollectableElement , GrantDesign , Identifiable , MultilanguageReferrable , PackageableElement , Referrable			
Attribute	Type	Mul.	Kind	Note
event	VariableDataPrototype	1	iref	This reference represents the affected event. Tags: atp.Status=draft

Table 3.120: ComEventGrantDesign

[TPS_MANI_01236]{DRAFT} **Semantics of ComMethodGrantDesign** [The existence of a [ComMethodGrantDesign](#) that references a specific [ClientServerOperation](#) that is aggregated in the role `method` by the enclosing [ServiceInterface](#) indicates that the design foresees that the application software shall be granted rights to call the respective `method`.]()

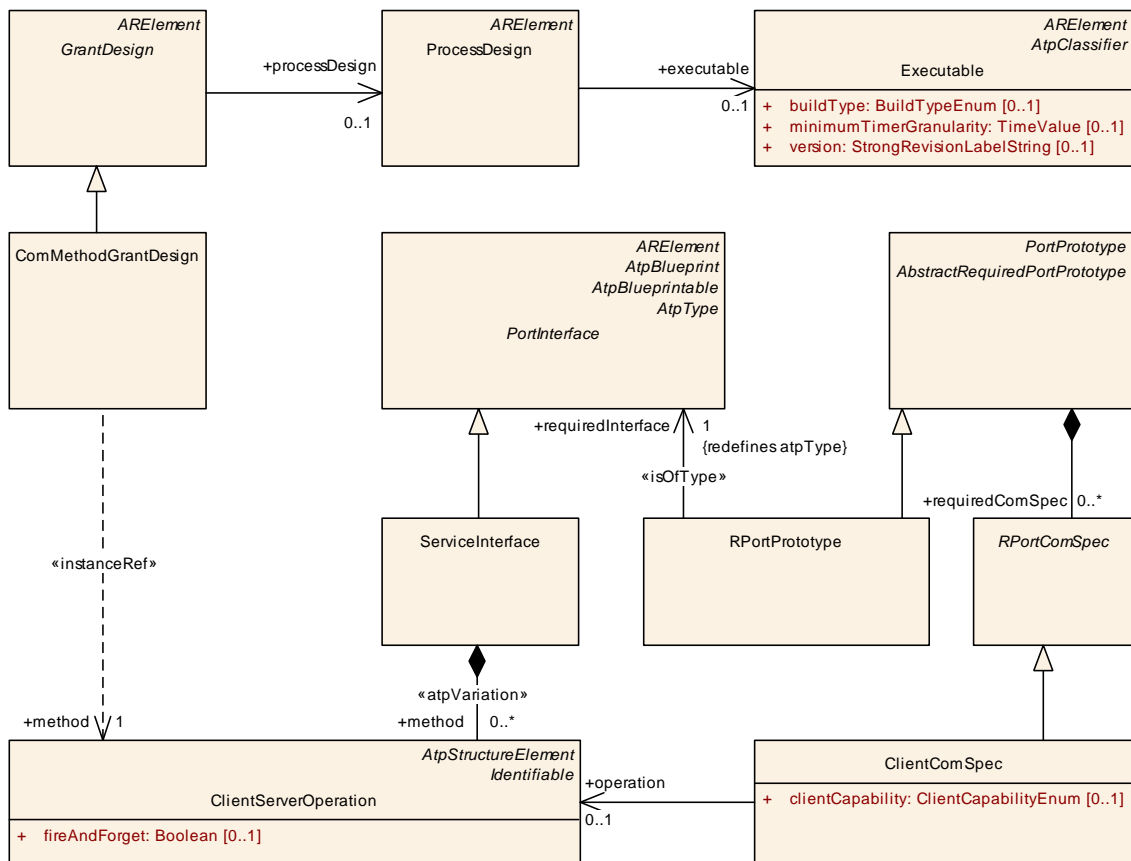


Figure 3.69: Modeling of grant designs for method

Class	ComMethodGrantDesign			
Package	M2::AUTOSARTemplates::AdaptivePlatform::ApplicationDesign::GrantDesign::ComGrant			
Note	This meta-class represents the ability to define a Grant for a ServiceInterface.method. Tags: atp.Status=draft atp.recommendedPackage=GrantDesigns			
Base	ARElement , ARObject , CollectableElement , GrantDesign , Identifiable , MultilanguageReferrable , PackageableElement , Referrable			
Attribute	Type	Mul.	Kind	Note
method	ClientServerOperation	1	iref	This reference identifies the corresponding method. Tags: atp.Status=draft

Table 3.121: ComMethodGrantDesign

4 Diagnostic Design

4.1 Diagnostic Mapping

4.1.1 Overview

The configuration of diagnostics on the *AUTOSAR adaptive platform* will typically be done by creating a Diagnostic Extract by means of the Diagnostic Extract Template [18] that is also used on the *AUTOSAR classic platform*.

Therefore, concepts within the Diagnostic Extract should be similarly applicable to models on both platforms in a uniform fashion.

It can even be safely expected that a given Diagnostic Extract can be divided into parts that apply for ECUs build on top of the *AUTOSAR classic platform* and parts that apply to ECUs built on top of the *AUTOSAR adaptive platform* that all belong to the same vehicle.

In terms of applicability to this document, the part of the Diagnostic Extract that is relevant in this context is the mapping between the definition of information related to diagnostic protocol content and the application software.

Following the pattern of communication on the *AUTOSAR adaptive platform*, interaction between the application software and platform modules for diagnostics (the so-called AUTOSAR Adaptive Diagnostic Management) is also using service-oriented communication.

This raises the question how the communication ends on both application and platform software get together in the course of a service discovery. This issue can be addressed by utilizing modeling concepts existing in a Diagnostic Extract on the *AUTOSAR adaptive platform*.

Specifically, by formally modeling the relation between the AUTOSAR Adaptive Diagnostic Management and specific endpoints in the application software it is possible to configure the service-oriented communication in a way that communication endpoints that are supposed to be connected become actually connected to each other as the service discovery unfolds.

The meta-classes that need to be considered for this purpose are in the following list:

- [DiagnosticServiceDataMapping](#)
- [DiagnosticEventPortMapping](#)
- [DiagnosticOperationCyclePortMapping](#)
- [DiagnosticEnableConditionPortMapping](#)
- [DiagnosticStorageConditionPortMapping](#)
- [DiagnosticClearConditionPortMapping](#)

- [DiagnosticIndicatorPortMapping](#)
- [DiagnosticMemoryDestinationPortMapping](#)
- [DiagnosticSecurityLevelPortMapping](#)
- [DiagnosticGenericUdsPortMapping](#)
- [DiagnosticServiceDataIdentifierPortMapping](#)

In order to exemplify the approach, the diagram depicted in Figure 4.1 describes a very simplistic situation where two different [PPortPrototypes](#) typed by possibly two different [DiagnosticDataIdentifierInterface](#) exposed by an [AdaptiveApplicationSwComponentType](#) is accessed by the AUTOSAR Adaptive Diagnostic Management on the *AUTOSAR adaptive platform* with the purpose of accessing an entire DID.

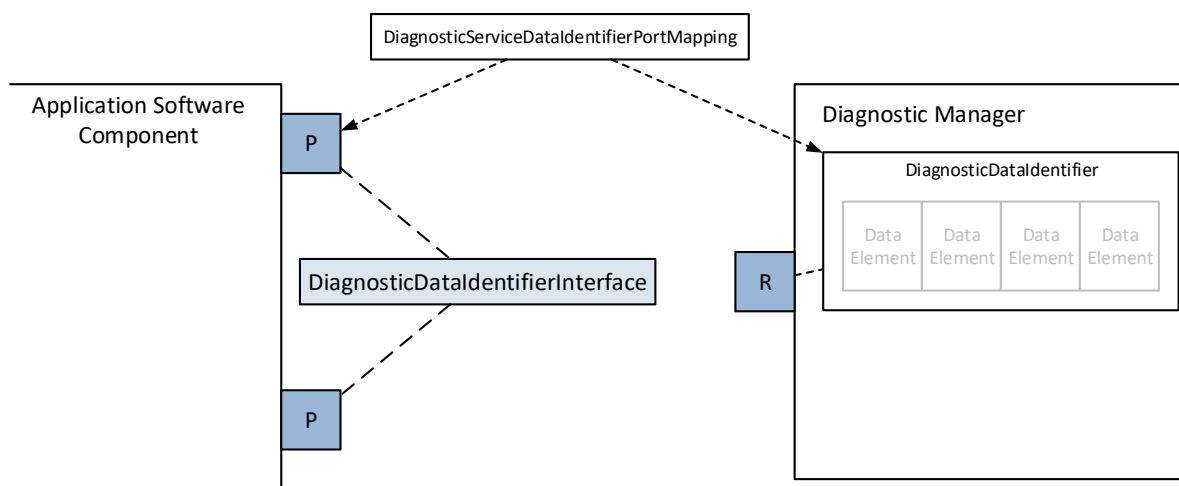


Figure 4.1: Example data exchange for diagnostic purpose

In this situation, the AUTOSAR Adaptive Diagnostic Management obviously needs to be aware which of the two available [PPortPrototypes](#) has to be accessed from the depicted [RPortPrototype](#) for working with a given [DiagnosticDataIdentifier](#) in particular.

If it were possible to identify the matching pairs of [PortPrototypes](#) then the communication channel between them could be established either completely or at least at a large extent automatically. Please note that this statement might or might not involve the execution of a service discovery. In many case it will not.

From the technical point of view, the AUTOSAR meta-model provides means to achieve the discussed formalization of the relation between an element of the diagnostics configuration (in this case a [DiagnosticDataIdentifier](#) that is represented by a [PortPrototype](#) on the surface of the DM) and a [PortPrototype](#) exposed by the application software.

In particular, a subclass of `DiagnosticMapping` (in this specific case: `DiagnosticServiceDataIdentifierPortMapping`) formalizes the “connection” between both ends of the communication.

Of course, the specifics of the `PortPrototype` on the side of the AUTOSAR Adaptive Diagnostic Management need to be derived from the configuration (in this case, the definition of a `DiagnosticDataIdentifier`) of the external behavior of the diagnostic stack on the *AUTOSAR adaptive platform*, as described by a corresponding `Diagnostic Extract` [18].

A further kind of mapping that is necessary to enable diagnostics on the *AUTOSAR adaptive platform* comes with slightly more complexity.

In this case use-cases are implemented that may or may not involve several communication ends (in the form of `PortPrototypes`).

Class	DiagnosticDataIdentifier			
Package	M2::AUTOSARTemplates::DiagnosticExtract::CommonDiagnostics			
Note	This meta-class represents the ability to model a diagnostic data identifier (DID) that is fully specified regarding the payload at configuration-time. Tags: atp.recommendedPackage=DiagnosticDataIdentifiers			
Base	ARElement , ARObject , CollectableElement , DiagnosticAbstractDataIdentifier , DiagnosticCommonElement , Identifiable , MultilanguageReferrable , PackageableElement , Referrable			
Attribute	Type	Mul.	Kind	Note
dataElement	DiagnosticParameter	1..*	aggr	This is the dataElement associated with the Diagnostic DataIdentifier. Stereotypes: atpSplittable; atpVariation Tags: atp.Splitkey=dataElement, variationPoint.shortLabel vh.latestBindingTime=postBuild
didSize	PositiveInteger	0..1	attr	This attribute indicates the size in bytes of the Diagnostic DataIdentifier.
representsVin	Boolean	0..1	attr	This attributes indicates whether the specific Diagnostic DataIdentifier represents the vehicle identification.
supportInfoByte	DiagnosticSupportInfoByte	0..1	aggr	This attribute represents the supported information associated with the DiagnosticDataIdentifier.

Table 4.1: DiagnosticDataIdentifier

The response to this situation on the *AUTOSAR classic platform* has been the definition of the `SwcServiceDependency` that allows for associating several `PortPrototypes` in specific roles to a given use-case.

Although the need for involving different `PortPrototypes` in the implementation of a given use case might slightly have gone down, there is still enough motivation to keep using this pattern on the *AUTOSAR adaptive platform* as well.

For example, one benefit of this approach over a seemingly more straightforward implementation to refer to a `PortPrototype` directly is the ability to let several `PortPrototypes` (where e.g. some may represent server functionality, and the rest could represent client functionality) in concert in order to implement a given use case.

Figure 4.2 provides a visual explanation of how this kind of diagnostic mapping to model elements on the *AUTOSAR adaptive platform* works.

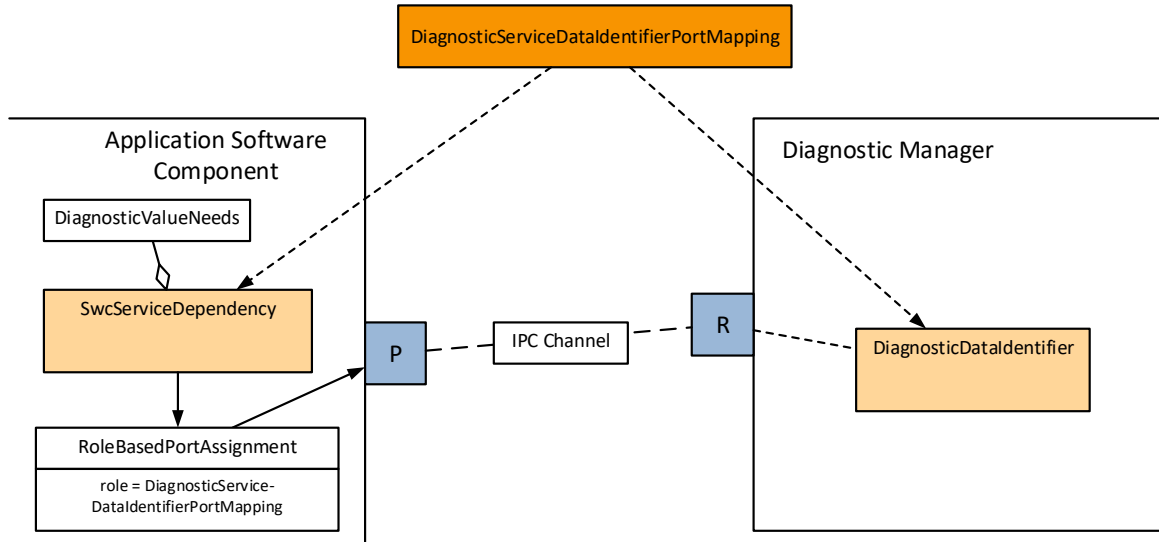


Figure 4.2: Example mapping to associate a [PortPrototype](#) with a [DiagnosticEvent](#)

Please note that the mapping targets¹ within a set of diagnostic mappings may exist in several instances at run-time.

This kind of multiple instantiation is formalized by the existence of meta-class [Process](#) (which in turn is represented by meta-class [ProcessDesign](#) on design level), see chapter 3.16.

It is very typical that different instances of a piece of application software instances could require a different diagnostic mapping and the modeling needs to accommodate to this requirement, i.e. a relation between a diagnostic mapping and the [Process-Design](#) needs to be established.

As depicted by Figure 4.3, the application of a [DiagnosticMapping](#) that targets [SwcServiceDependency](#) on the *AUTOSAR adaptive platform* requires an aggregation chain from of [AdaptiveApplicationSwComponentType](#) (see section 3.2) via [AdaptiveSwcInternalBehavior](#) down to [SwcServiceDependency](#).

¹on the end of the application software

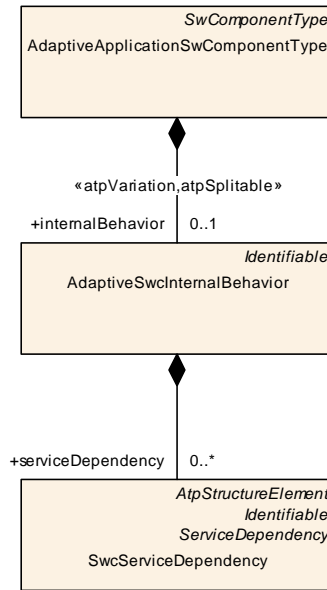


Figure 4.3: Modeling of internal behavior for the modeling of [DiagnosticMapping](#) that targets [SwcServiceDependency](#)

Class	SwcServiceDependency			
Package	M2::AUTOSARTemplates::SWComponentTemplate::SwcInternalBehavior::ServiceMapping			
Note	Specialization of ServiceDependency in the context of an SwcInternalBehavior. It allows to associate ports, port groups and (in special cases) data defined for an atomic software component to a given ServiceNeeds element.			
Base	ARObject, AtpClassifier, AtpFeature, AtpStructureElement, Identifiable , MultilanguageReferrable, Referrable , ServiceDependency			
Attribute	Type	Mul.	Kind	Note
assignedData	RoleBasedData Assignment	*	aggr	Defines the role of an associated data object of the same component. Stereotypes: atpVariation Tags: vh.latestBindingTime=preCompileTime
assignedPort	RoleBasedPort Assignment	*	aggr	Defines the role of an associated port of the same component. Stereotypes: atpSplitable; atpVariation Tags: atp.Splitkey=assignedPort, variationPoint.short Label vh.latestBindingTime=preCompileTime
representedPort Group	PortGroup	0..1	ref	This reference specifies an association between the ServiceNeeds and a PortGroup, for example to request a communication mode which applies for communication via these ports. The referred PortGroup shall be local to this atomic SWC, but via the links between the Port Groups, a tool can evaluate this information such that all the ports linked via this port group on the same ECU can be found.
serviceNeeds	ServiceNeeds	1	aggr	The associated ServiceNeeds.

Table 4.2: SwcServiceDependency

4.1.2 Diagnostic Event to Port Mapping

[TPS_MANI_01048]{DRAFT} Mapping of **DiagnosticEvent** to **PortPrototype(s)** on the **AUTOSAR adaptive platform** [On the *AUTOSAR adaptive platform*, the relation between a **DiagnosticEvent** and one or many **PortPrototypes** is created by using the **DiagnosticEventPortMapping** that refers to a **DiagnosticEvent** in the role **diagnosticEvent** as well as to a **SwcServiceDependency** in the role **swcServiceDependencyInExecutable**.](*RS_MANI_00005*, *RS_MANI_00061*)

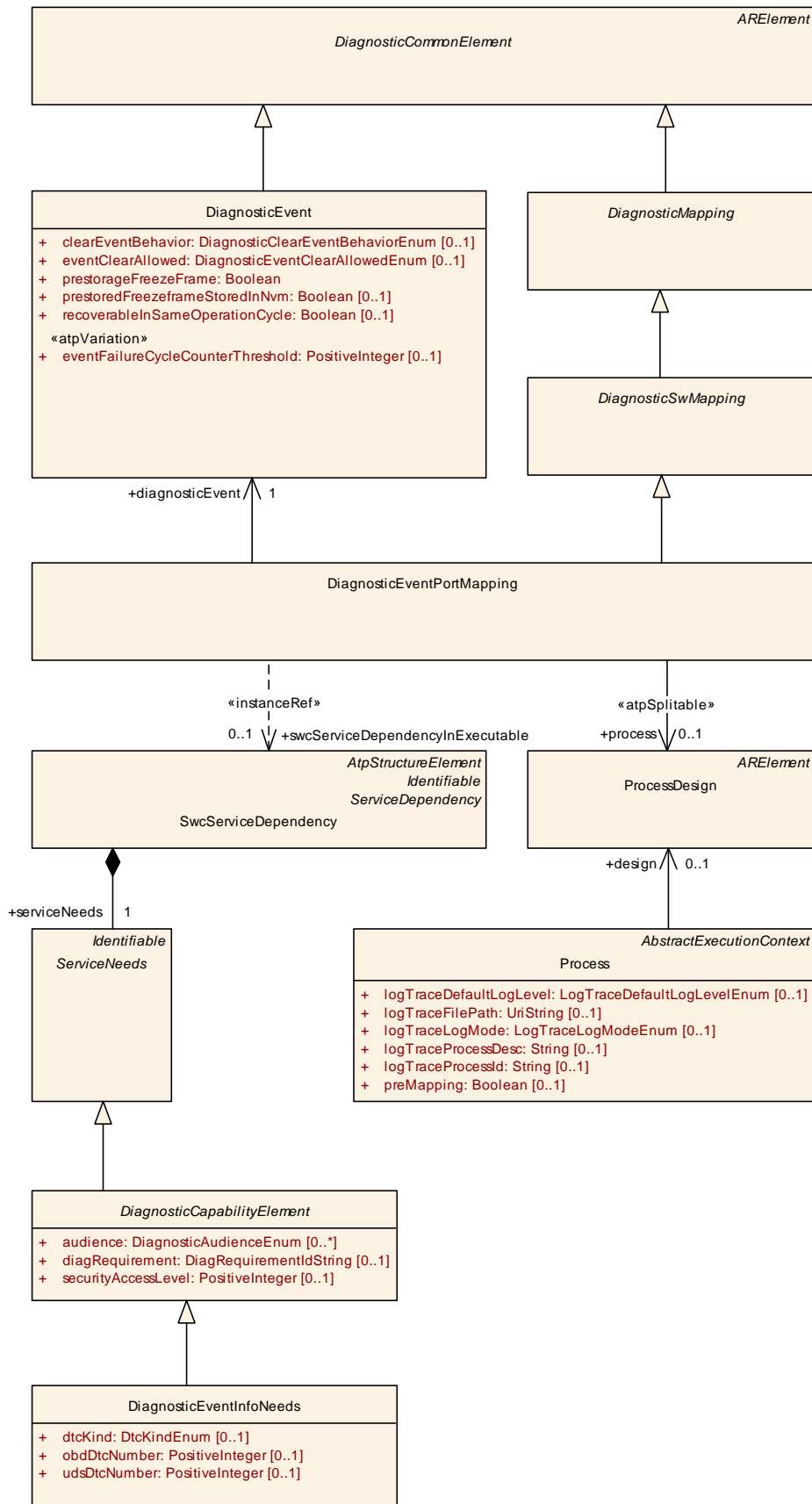


Figure 4.4: Modeling of DiagnosticEventPortMapping for the usage on the AUTOSAR adaptive platform

[constr_1500]{DRAFT} Target **SwcServiceDependency** of **DiagnosticEventPortMapping.swcServiceDependencyInExecutable** [Any particular **SwcServiceDependency** that is referenced in the role **DiagnosticEventPortMapping.swcServiceDependencyInExecutable** shall

- **only** be aggregated in the role **serviceDependency** by an **AdaptiveSwcInternalBehavior**
- aggregate a **DiagnosticEventNeeds**.

]()

Class	DiagnosticEvent			
Package	M2::AUTOSARTemplates::DiagnosticExtract::Dem::DiagnosticEvent			
Note	This element is used to configure DiagnosticEvents. Tags: atp.recommendedPackage=DiagnosticEvents			
Base	<i>ARElement, ARObjct, CollectableElement, DiagnosticCommonElement, Identifiable, Multilanguage Referrable, PackageableElement, Referrable</i>			
Attribute	Type	Mul.	Kind	Note
clearEvent Behavior	DiagnosticClearEvent BehaviorEnum	0..1	attr	This attribute defines the resulting UDS DTC status byte for the related event, which shall not be cleared according to the ClearEventAllowed callback.
connected Indicator	DiagnosticConnected Indicator	*	aggr	Event specific description of Indicators. Stereotypes: atpSplitable; atpVariation Tags: atp.Splitkey=shortName, variationPoint.shortLabel vh.latestBindingTime=postBuild
eventClear Allowed	DiagnosticEventClear AllowedEnum	0..1	attr	This attribute defines whether the Dem has access to a "ClearEventAllowed" callback.
eventFailure CycleCounter Threshold	PositiveInteger	0..1	attr	This attribute defines the number of failure cycles for the event based fault confirmation. Stereotypes: atpVariation Tags: vh.latestBindingTime=postBuild
prestorage FreezeFrame	Boolean	1	attr	This attribute describes whether the Prestorage of Freeze Frames is supported by the assigned event or not. True: Prestorage of FreezeFrames is supported False: Prestorage of FreezeFrames is not supported
prestored FreezeFrame StoredInNvm	Boolean	0..1	attr	If the Event uses a prestored freeze-frame (using the operations PrestoreFreezeFrame and ClearPrestored FreezeFrame of the service interface DiagnosticMonitor) this attribute indicates if the Event requires the data to be stored in non-volatile memory. TRUE = Dem shall store the prestored data in non-volatile memory, FALSE = Data can be lost at shutdown (not stored in Nvm)
recoverableIn SameOperation Cycle	Boolean	0..1	attr	If the attribute is set to true then reporting PASSED will reset the indication of a failed test in the current operation cycle. If the attribute is set to false then reporting PASSED will be ignored and not lead to a reset of the indication of a failed test.

Table 4.3: DiagnosticEvent

Class	DiagnosticEventPortMapping			
Package	M2::AUTOSARTemplates::DiagnosticExtract::Dem::DiagnosticMapping			
Note	Defines to which SWC service ports with DiagnosticEventNeeds the DiagnosticEvent is mapped. Tags: atp.recommendedPackage=DiagnosticMappings			
Base	ARElement , ARObject , CollectableElement , DiagnosticCommonElement , DiagnosticMapping , DiagnosticSwMapping , Identifiable , MultilanguageReferrable , PackageableElement , Referrable			
Attribute	Type	Mul.	Kind	Note
bswServiceDependency	BswServiceDependencyIdent	0..1	ref	Reference to a BswServiceDependency that links ServiceNeeds to BswModuleEntries.
diagnosticEvent	DiagnosticEvent	1	ref	Reference to the DiagnosticEvent that is assigned to SWC service ports with DiagnosticEventNeeds.
process	ProcessDesign	0..1	ref	Reference to the representation of a Process that is required because the mapping could be different for different Processes referring to a specific Executable. Stereotypes: atp.Splitable Tags: atp.Splitkey=process atp.Status=draft
swcFlatServiceDependency	SwcServiceDependency	0..1	ref	Reference to a SwcServiceDependencyType that links ServiceNeeds to SWC service ports.
swcServiceDependencyInExecutable	SwcServiceDependency	0..1	iref	This aggregation allows for the usage of the DiagnosticEventPortMapping on the AUTOSAR adaptive platform. Tags: atp.Status=draft
swcServiceDependencyInSystem	SwcServiceDependency	0..1	iref	Instance reference to a SwcServiceDependency that links ServiceNeeds to SWC service ports.

Table 4.4: DiagnosticEventPortMapping

Class	DiagnosticEventNeeds			
Package	M2::AUTOSARTemplates::CommonStructure::ServiceNeeds			
Note	Specifies the abstract needs on the configuration of the Diagnostic Event Manager for one diagnostic event. Its shortName can be regarded as a symbol identifying the diagnostic event from the viewpoint of the component or module which owns this element. In case the diagnostic event specifies a production error, the shortName shall be the name of the production error.			
Base	ARObject , DiagnosticCapabilityElement , Identifiable , MultilanguageReferrable , Referrable , ServiceNeeds			
Attribute	Type	Mul.	Kind	Note
considerPtoStatus	Boolean	0..1	attr	PTO (Power Take Off) has an impact on the respective emission-related event (OBD). This information shall be provided by SW-C description in order to consider the PTO relevance e.g. for readiness (PID \$01) computation. For events with dtcKind set to 'nonEmmissionRelatedDtc' this attribute is typically false.
deferringFid	FunctionInhibitionNeeds	*	ref	This reference contains the link to a function identifier within the FiM which is used by the monitor before delivering a result.
diagEventDebounceAlgorithm	DiagEventDebounceAlgorithm	0..1	aggr	Specifies the abstract need on the Debounce Algorithm applied by the Diagnostic Event Manager.





Class	DiagnosticEventNeeds			
dtcKind	DtcKindEnum	0..1	attr	This attribute indicates the kind of the diagnostic monitor according to the SWS Diagnostic Event Manger. This attribute applies for the UDS diagnostics use case.
inhibitingFid	FunctionInhibitionNeeds	0..1	ref	This represents the primary Function Inhibition Identifier used for inhibition of the diagnostic monitor. The FID might either inhibit the monitoring of a symptom or the reporting of detected faults.
inhibiting SecondaryFid	FunctionInhibitionNeeds	*	ref	This represents the secondary Function Inhibition Identifier used for inhibition of the diagnostic monitor. Any of the FID inhibitions leads to an inhibition of the monitoring of a symptom or the reporting of detected faults.
obdDtcNumber	PositiveInteger	0..1	attr	This represents a reasonable Diagnostic Trouble Code. This allows to predefine the Diagnostic Trouble Code, e.g. if the a function developer has received a particular requirement from the OEM or from a standardization body. This attribute applies for the OBD diagnostics use case.
prestored FreezeFrame StoredInNvm	Boolean	0..1	attr	If the Event uses a prestored freeze-frame (using the operations PrestoreFreezeFrame and ClearPrestoredFreezeFrame of the service interface DiagnosticMonitor) this attribute indicates if the Event requires the data to be stored in non-volatile memory. TRUE = Dem shall store the prestored data in non-volatile memory, FALSE = Data can be lost at shutdown (not stored in Nvm).
reportBehavior	ReportBehaviorEnum	0..1	attr	This switch indicates whether or not the BSW module is allowed to report the related Events before Dem_Init().
udsDtcNumber	PositiveInteger	0..1	attr	This represents a reasonable Diagnostic Trouble Code. This allows to predefine the Diagnostic Trouble Code, e.g. if the a function developer has received a particular requirement from the OEM or from a standardization body. This attribute applies for the UDS diagnostics use case.
usesMonitor Data	Boolean	0..1	attr	This attribute defines whether additional monitor data shall be added to the reporting of events.

Table 4.5: DiagnosticEventNeeds

4.1.3 Diagnostic Operation Cycle to Port Mapping

[TPS_MANI_01049]{DRAFT} Mapping of **DiagnosticOperationCycle** to **Port-Prototype(s)** on the **AUTOSAR adaptive platform** [On the *AUTOSAR adaptive platform*, the relation between a **DiagnosticOperationCycle** and one or many **PortPrototypes** is created by using the **DiagnosticOperationCyclePortMapping** that refers to a **DiagnosticOperationCycle** in the role **operationCycle** as well as to a **SwcServiceDependency** in the role **swcServiceDependencyInExecutable**.] ([RS_MANI_00005](#), [RS_MANI_00061](#))

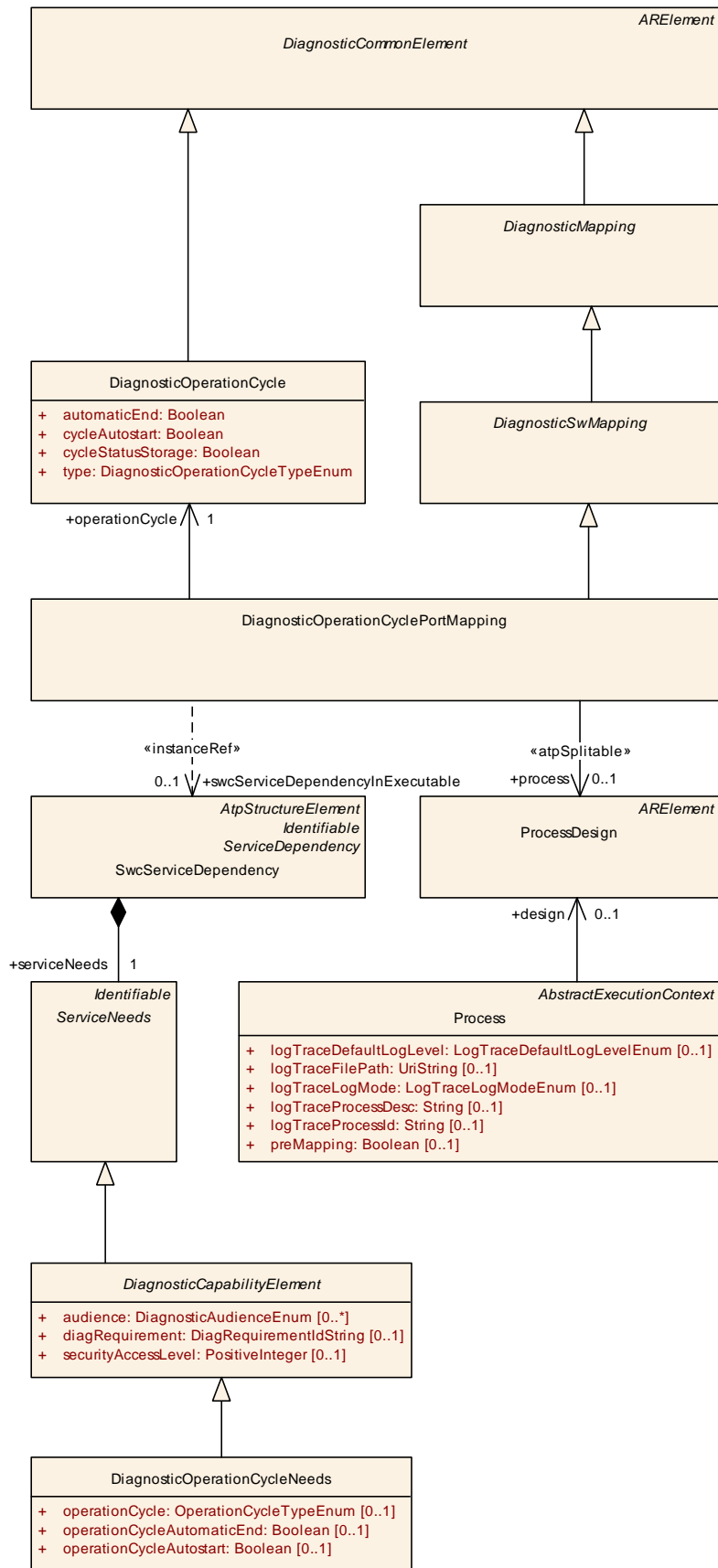


Figure 4.5: Modeling of *DiagnosticOperationCyclePortMapping* for the usage on the *AUTOSAR adaptive platform*

[constr_1501]{DRAFT} Target **SwcServiceDependency** of **DiagnosticOperationCyclePortMapping.swcServiceDependencyInExecutable** [Any particular **SwcServiceDependency** that is referenced in the role **DiagnosticOperationCyclePortMapping.swcServiceDependencyInExecutable** shall

- **only** be aggregated in the role **serviceDependency** by an **AdaptiveSwcInternalBehavior** and
- aggregate a **DiagnosticOperationCycleNeeds**.

]()

Class	DiagnosticOperationCycle			
Package	M2::AUTOSARTemplates::DiagnosticExtract::Dem::DiagnosticOperationCycle			
Note	Definition of an operation cycle that is the base of the event qualifying and for Dem scheduling. Tags: atp.recommendedPackage=DiagnosticOperationCycles			
Base	ARElement , ARObject , CollectableElement , DiagnosticCommonElement , Identifiable , MultilanguageReferrable , PackageableElement , Referrable			
Attribute	Type	Mul.	Kind	Note
automaticEnd	Boolean	1	attr	If set to true the driving cycle shall automatically end at either Dem_Shutdown() or Dem_Init().
cycleAutostart	Boolean	1	attr	This attribute defines if the operation cycles is automatically re-started during Dem_PreInit.
cycleStatus Storage	Boolean	1	attr	Defines if the operation cycle state is available over the power cycle (stored non-volatile) or not. <ul style="list-style-type: none"> • true: the operation cycle state is stored non-volatile • false: the operation cycle state is only stored volatile
type	DiagnosticOperation CycleTypeEnum	1	attr	Operation cycles types for the Dem.

Table 4.6: DiagnosticOperationCycle

Class	DiagnosticOperationCyclePortMapping			
Package	M2::AUTOSARTemplates::DiagnosticExtract::Dem::DiagnosticMapping			
Note	Defines to which SWC service ports with DiagnosticOperationCycleNeeds the DiagnosticOperationCycle is mapped. Tags: atp.recommendedPackage=DiagnosticMappings			
Base	ARElement , ARObject , CollectableElement , DiagnosticCommonElement , DiagnosticMapping , DiagnosticSwMapping , Identifiable , MultilanguageReferrable , PackageableElement , Referrable			
Attribute	Type	Mul.	Kind	Note
operationCycle	DiagnosticOperation Cycle	1	ref	Reference to the DiagnosticOperationCycle that is assigned to SWC service ports with DiagnosticOperation CycleNeeds.





Class	DiagnosticOperationCyclePortMapping			
process	ProcessDesign	0..1	ref	Reference to the representation of a Process that is required because the mapping could be different for different Processes referring to a specific Executable. Stereotypes: atpSplittable Tags: atp.Splitkey=process atp.Status=draft
swcFlatServiceDependency	SwcServiceDependency	0..1	ref	Reference to a SwcServiceDependencyType that links ServiceNeeds to SWC service ports.
swcServiceDependencyInExecutable	SwcServiceDependency	0..1	iref	This aggregation allows for the usage of the DiagnosticOperationCyclePortMapping on the AUTOSAR adaptive platform. Tags: atp.Status=draft
swcServiceDependencyInSystem	SwcServiceDependency	0..1	iref	Instance reference to a SwcServiceDependency that links ServiceNeeds to SWC service ports.

Table 4.7: DiagnosticOperationCyclePortMapping

Class	DiagnosticOperationCycleNeeds			
Package	M2::AUTOSARTemplates::CommonStructure::ServiceNeeds			
Note	This meta-class represents the needs of a software-component to provide information regarding the operation cycle management to the Dem module.			
Base	<i>ARObject</i> , <i>DiagnosticCapabilityElement</i> , <i>Identifiable</i> , <i>MultilanguageReferrable</i> , <i>Referrable</i> , <i>ServiceNeeds</i>			
Attribute	Type	Mul.	Kind	Note
operationCycle	OperationCycleType Enum	0..1	attr	Operation cycles types for the Dem to be supported by cycle-state APIs.
operationCycleAutomaticEnd	Boolean	0..1	attr	If this attribute is set to true the Dem shall automatically end the driving cycle at either Dem_Shutdown() or Dem_Init().
operationCycleAutostart	Boolean	0..1	attr	If this attribute is set to true the operation cycles is automatically (re-)started during Dem_PreInit().

Table 4.8: DiagnosticOperationCycleNeeds

4.1.4 Diagnostic Enable Condition to Port Mapping

[TPS_MANI_01050]{DRAFT} Mapping of [DiagnosticEnableCondition](#) to [PortPrototype\(s\)](#) on the *AUTOSAR adaptive platform* [On the *AUTOSAR adaptive platform*, the relation between a [DiagnosticEnableCondition](#) and one or many [PortPrototypes](#) is created by using the [DiagnosticEnableCondition-PortMapping](#) that refers to a [DiagnosticEnableCondition](#) in the role *enableCondition* as well as to a [SwcServiceDependency](#) in the role *swcServiceDependencyInExecutable*.]([RS_MANI_00005](#), [RS_MANI_00061](#))

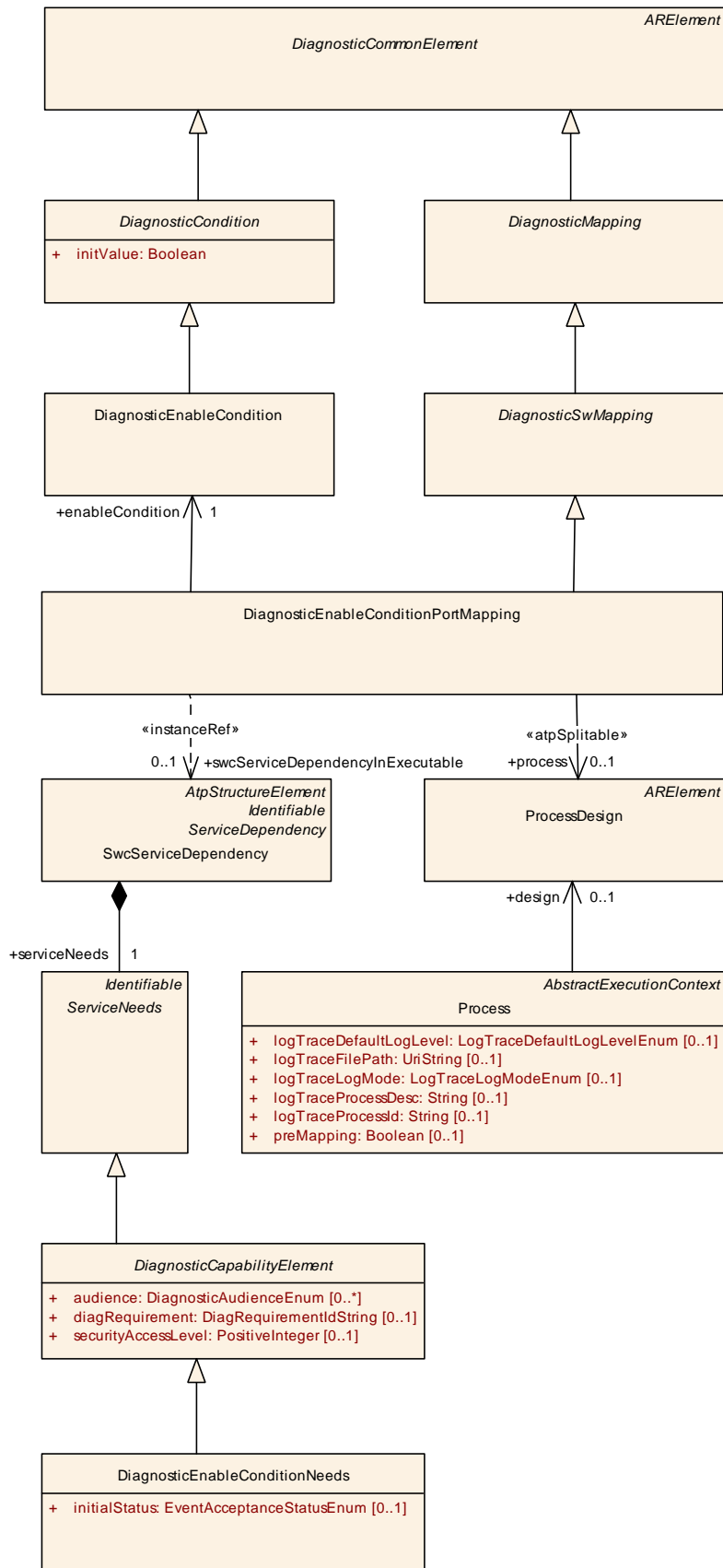


Figure 4.6: Modeling of *DiagnosticEnableConditionPortMapping* for the usage on the *AUTOSAR adaptive platform*

[constr_1502]{DRAFT} Target [SwcServiceDependency](#) of [DiagnosticEnableConditionPortMapping.swcServiceDependencyInExecutable](#) [Any particular [SwcServiceDependency](#) that is referenced in the role [DiagnosticEnableConditionPortMapping.swcServiceDependencyInExecutable](#) shall

- only be aggregated in the role [serviceDependency](#) by an [AdaptiveSwcInternalBehavior](#)
- aggregate a [DiagnosticEnableConditionNeeds](#).

]()

Class	DiagnosticEnableCondition			
Package	M2::AUTOSARTemplates::DiagnosticExtract::Dem::DiagnosticCondition			
Note	Specification of an enable condition. Tags: atp.recommendedPackage=DiagnosticConditions			
Base	ARElement , ARObject , CollectableElement , DiagnosticCommonElement , DiagnosticCondition , Identifiable , MultilanguageReferrable , PackageableElement , Referrable			
Attribute	Type	Mul.	Kind	Note
–	–	–	–	–

Table 4.9: DiagnosticEnableCondition

Class	DiagnosticEnableConditionPortMapping			
Package	M2::AUTOSARTemplates::DiagnosticExtract::Dem::DiagnosticMapping			
Note	Defines to which SWC service ports with DiagnosticEnableConditionNeeds the DiagnosticEnableCondition is mapped. Tags: atp.recommendedPackage=DiagnosticMappings			
Base	ARElement , ARObject , CollectableElement , DiagnosticCommonElement , DiagnosticMapping , DiagnosticSwMapping , Identifiable , MultilanguageReferrable , PackageableElement , Referrable			
Attribute	Type	Mul.	Kind	Note
enableCondition	DiagnosticEnableCondition	1	ref	Reference to the EnableCondition which is mapped to a SWC service port with DiagnosticEnableConditionNeeds .
process	ProcessDesign	0..1	ref	Reference to the representation of a Process that is required because the mapping could be different for different Processes referring to a specific Executable . Stereotypes: atpSplitable Tags: atp.Splitkey=process atp.Status=draft
swcFlatServiceDependency	SwcServiceDependency	0..1	ref	Reference to a SwcServiceDependencyType that links ServiceNeeds to SWC service ports. This reference can be used in early stages of the development in order to identify the SwcServiceDependency without a full SystemContext .
swcServiceDependencyInExecutable	SwcServiceDependency	0..1	iref	This aggregation allows for the usage of the DiagnosticEnableConditionPortMapping on the AUTOSAR adaptive platform. Tags: atp.Status=draft





Class	DiagnosticEnableConditionPortMapping			
swcServiceDependencyInSystem	SwcServiceDependency	0..1	iref	Instance reference to a SwcServiceDependency that links ServiceNeeds to SWC service ports.

Table 4.10: DiagnosticEnableConditionPortMapping

Class	DiagnosticEnableConditionNeeds			
Package	M2::AUTOSARTemplates::CommonStructure::ServiceNeeds			
Note	This meta-class represents the needs of a software-component to provide the capability to set an enable condition.			
Base	<i>ARObject</i> , <i>DiagnosticCapabilityElement</i> , Identifiable , <i>MultilanguageReferrable</i> , Referrable , ServiceNeeds			
Attribute	Type	Mul.	Kind	Note
initialStatus	EventAcceptanceStatusEnum	0..1	attr	Defines the initial status for enable or disable of acceptance of event reports of a diagnostic event.

Table 4.11: DiagnosticEnableConditionNeeds

4.1.5 Diagnostic Storage Condition to Port Mapping

[TPS_MANI_01051]{DRAFT} Mapping of [DiagnosticStorageCondition](#) to [PortPrototype\(s\)](#) on the *AUTOSAR adaptive platform* [On the *AUTOSAR adaptive platform*, the relation between a [DiagnosticStorageCondition](#) and one or many [PortPrototypes](#) is created by using the [DiagnosticStorageCondition-PortMapping](#) that refers to a [DiagnosticStorageCondition](#) in the role [diagnosticStorageCondition](#) as well as to a [SwcServiceDependency](#) in the role [swcServiceDependencyInExecutable](#).]([RS_MANI_00005](#), [RS_MANI_00061](#))

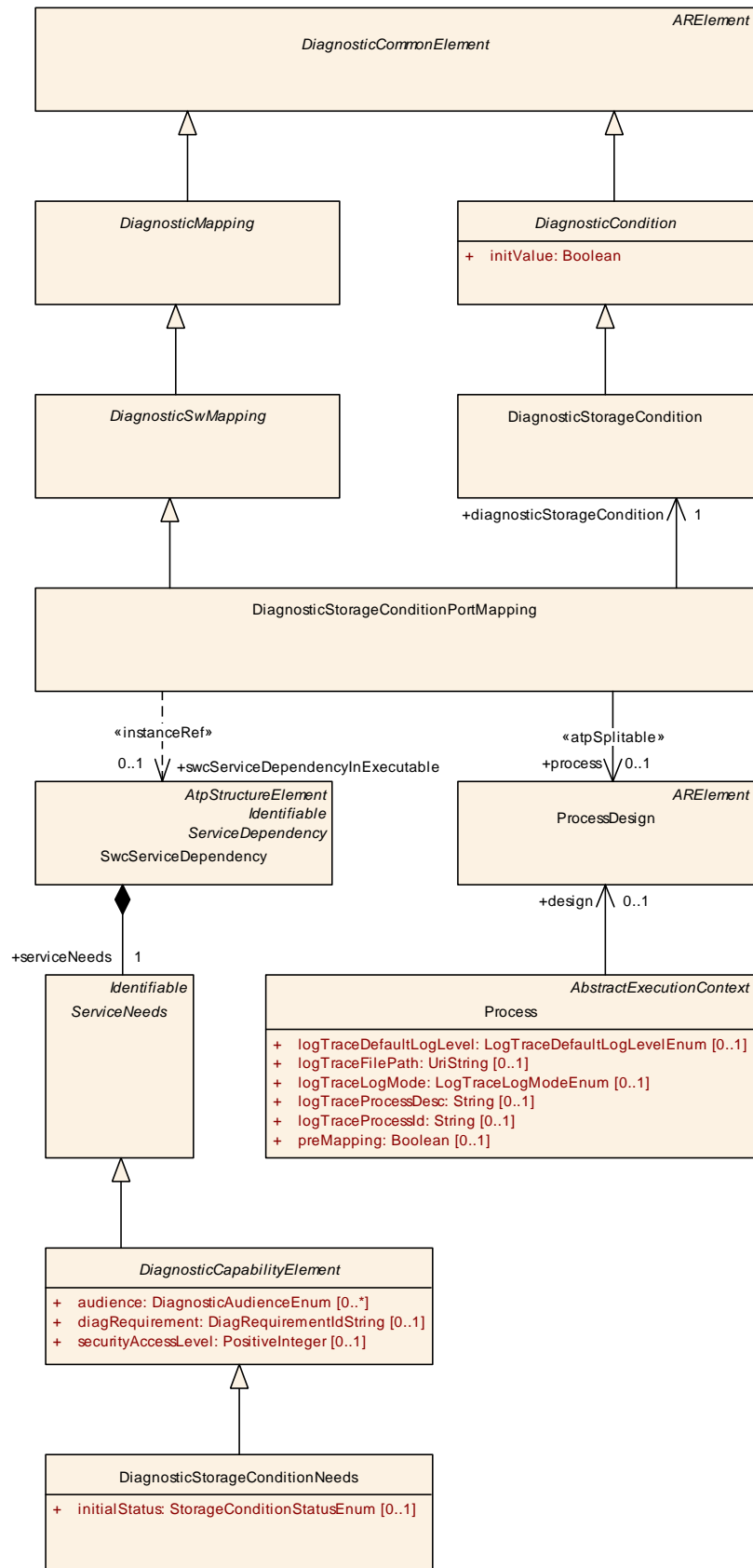


Figure 4.7: Modeling of `DiagnosticStorageConditionPortMapping` for the usage on the AUTOSAR adaptive platform

[constr_1503]{DRAFT} Target **SwcServiceDependency** of **DiagnosticStorageConditionPortMapping.swcServiceDependencyInExecutable** [Any particular **SwcServiceDependency** that is referenced in the role **DiagnosticStorageConditionPortMapping.swcServiceDependencyInExecutable** shall

- **only** be aggregated in the role **serviceDependency** by an **AdaptiveSwcInternalBehavior** and
- aggregate a **DiagnosticStorageConditionNeeds**.

]()

Class	DiagnosticStorageCondition			
Package	M2::AUTOSARTemplates::DiagnosticExtract::Dem::DiagnosticCondition			
Note	Specification of a storage condition. Tags: atp.recommendedPackage=DiagnosticConditions			
Base	ARElement , ARObject , CollectableElement , DiagnosticCommonElement , DiagnosticCondition , Identifiable , MultilanguageReferrable , PackageableElement , Referrable			
Attribute	Type	Mul.	Kind	Note
-	-	-	-	-

Table 4.12: DiagnosticStorageCondition

Class	DiagnosticStorageConditionPortMapping			
Package	M2::AUTOSARTemplates::DiagnosticExtract::Dem::DiagnosticMapping			
Note	Defines to which SWC service ports with DiagnosticStorageConditionNeeds the DiagnosticStorageCondition is mapped. Tags: atp.recommendedPackage=DiagnosticMappings			
Base	ARElement , ARObject , CollectableElement , DiagnosticCommonElement , DiagnosticMapping , DiagnosticSwMapping , Identifiable , MultilanguageReferrable , PackageableElement , Referrable			
Attribute	Type	Mul.	Kind	Note
diagnosticStorageCondition	DiagnosticStorageCondition	1	ref	Reference to the StorageCondition which is mapped to a SWC service port with DiagnosticStorageConditionNeeds .
process	ProcessDesign	0..1	ref	Reference to the representation of a Process that is required because the mapping could be different for different Processes referring to a specific Executable . Stereotypes: atp.Splitable Tags: atp.Splitkey=process atp.Status=draft
swcFlatServiceDependency	SwcServiceDependency	0..1	ref	Reference to a SwcServiceDependencyType that links ServiceNeeds to SWC service ports.
swcServiceDependencyInExecutable	SwcServiceDependency	0..1	iref	This aggregation allows for the usage of the DiagnosticStorageConditionPortMapping on the AUTOSAR adaptive platform. Tags: atp.Status=draft
swcServiceDependencyInSystem	SwcServiceDependency	0..1	iref	Instance reference to a SwcServiceDependency that links ServiceNeeds to SWC service ports.

Table 4.13: DiagnosticStorageConditionPortMapping

Class	DiagnosticStorageConditionNeeds			
Package	M2::AUTOSARTemplates::CommonStructure::ServiceNeeds			
Note	This meta-class represents the needs of a software-component to provide the capability to set a storage condition.			
Base	ARObject, DiagnosticCapabilityElement, Identifiable, MultilanguageReferrable, Referrable, ServiceNeeds			
Attribute	Type	Mul.	Kind	Note
initialStatus	StorageConditionStatus Enum	0..1	attr	Defines the initial status for enable or disable of storage of a diagnostic event.

Table 4.14: DiagnosticStorageConditionNeeds

4.1.6 Diagnostic Clear Condition to Port Mapping

[TPS_MANI_01259]{DRAFT} Mapping of **DiagnosticClearCondition** to **Port-Prototype(s)** on the **AUTOSAR adaptive platform** [On the *AUTOSAR adaptive platform*, the relation between a **DiagnosticClearCondition** and one or many **PortPrototypes** is created by using the **DiagnosticClearConditionPortMapping** that refers to a **DiagnosticClearCondition** in the role **clearCondition** as well as to a **SwcServiceDependency** in the role **swcServiceDependencyInExecutable**.](*RS_MANI_0005*, *RS_MANI_00061*)

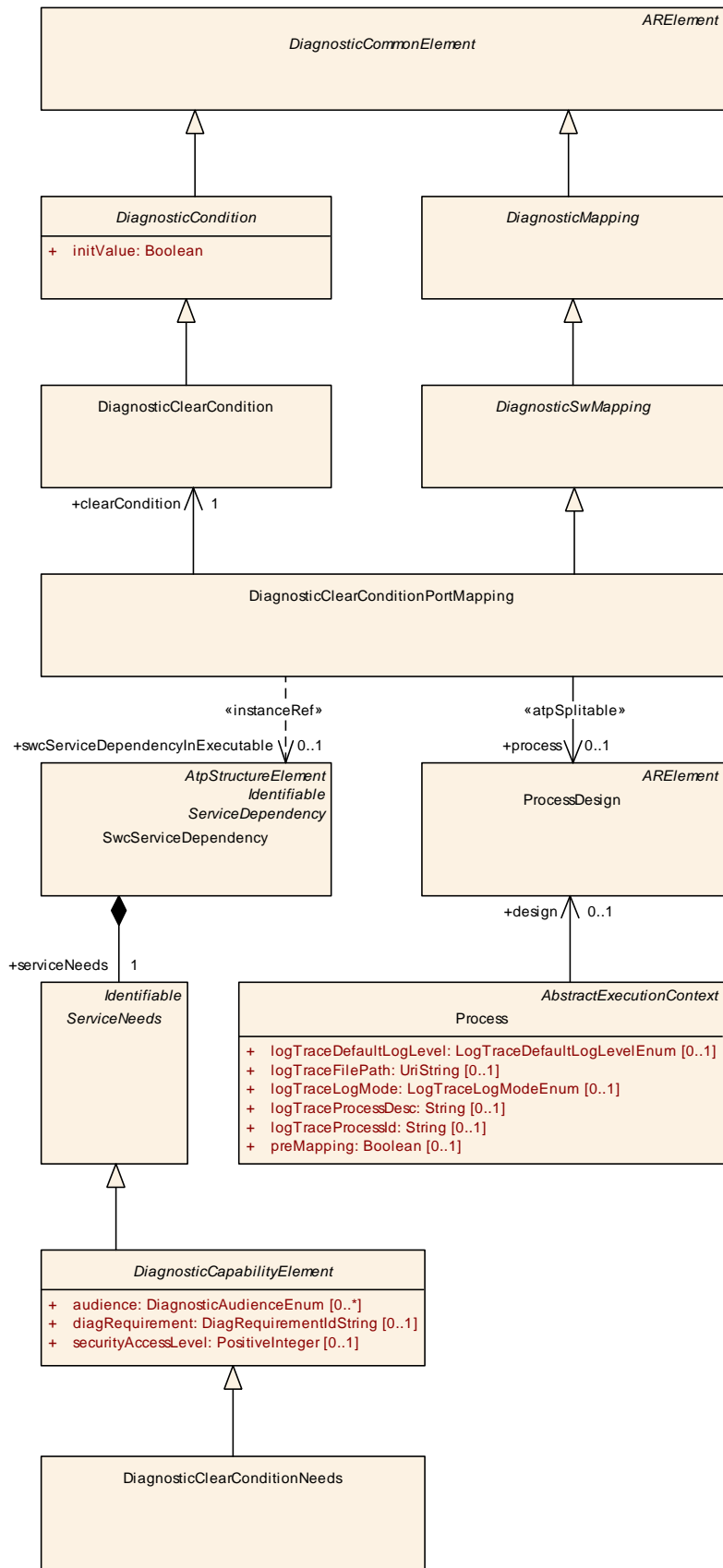


Figure 4.8: Modeling of **DiagnosticClearConditionPortMapping** for the usage on the **AUTOSAR adaptive platform**

[constr_1698]{DRAFT} Target **SwcServiceDependency** of **DiagnosticClearConditionPortMapping.swcServiceDependencyInExecutable** [Any particular **SwcServiceDependency** that is referenced in the role **DiagnosticClearConditionPortMapping.swcServiceDependencyInExecutable** shall

- **only** be aggregated in the role **serviceDependency** by an **AdaptiveSwcInternalBehavior** and
- aggregate a **DiagnosticClearConditionNeeds**.

]()

Class	DiagnosticClearConditionPortMapping			
Package	M2::AUTOSARTemplates::AdaptivePlatform::DiagnosticDesign::DiagnosticMapping			
Note	Defines to which SWC service ports with DiagnosticsClearConditionNeeds the DiagnosticClearCondition is mapped. Tags: atp.Status=draft atp.recommendedPackage=DiagnosticMappings			
Base	ARElement , ARObject , CollectableElement , DiagnosticCommonElement , DiagnosticMapping , DiagnosticSwMapping , Identifiable , MultilanguageReferrable , PackageableElement , Referrable			
Attribute	Type	Mul.	Kind	Note
clearCondition	DiagnosticClearCondition	1	ref	Reference to the ClearCondition which is mapped to a SWC service port with DiagnosticClearConditionNeeds . Tags: atp.Status=draft
process	ProcessDesign	0..1	ref	Reference to the representation of a Process that is required because the mapping could be different for different Processes referring to a specific Executable . Stereotypes: atp.Splitable Tags: atp.Splitkey=process atp.Status=draft
swcServiceDependencyInExecutable	SwcServiceDependency	0..1	iref	This aggregation allows for the usage of the DiagnosticClearConditionPortMapping on the AUTOSAR adaptive platform. Tags: atp.Status=draft

Table 4.15: DiagnosticClearConditionPortMapping

4.1.7 Diagnostic Indicator to Port Mapping

[TPS_MANI_01260]{DRAFT} Mapping of **DiagnosticIndicator** to **PortPrototype(s)** on the **AUTOSAR adaptive platform** [On the **AUTOSAR adaptive platform**, the relation between a **DiagnosticIndicator** and one or many **PortPrototypes** is created by using the **DiagnosticIndicatorPortMapping** that refers to a **DiagnosticIndicator** in the role **indicator** as well as to a **SwcServiceDependency** in the role **swcServiceDependencyInExecutable**.]([RS_MANI_00005](#), [RS_MANI_00061](#))

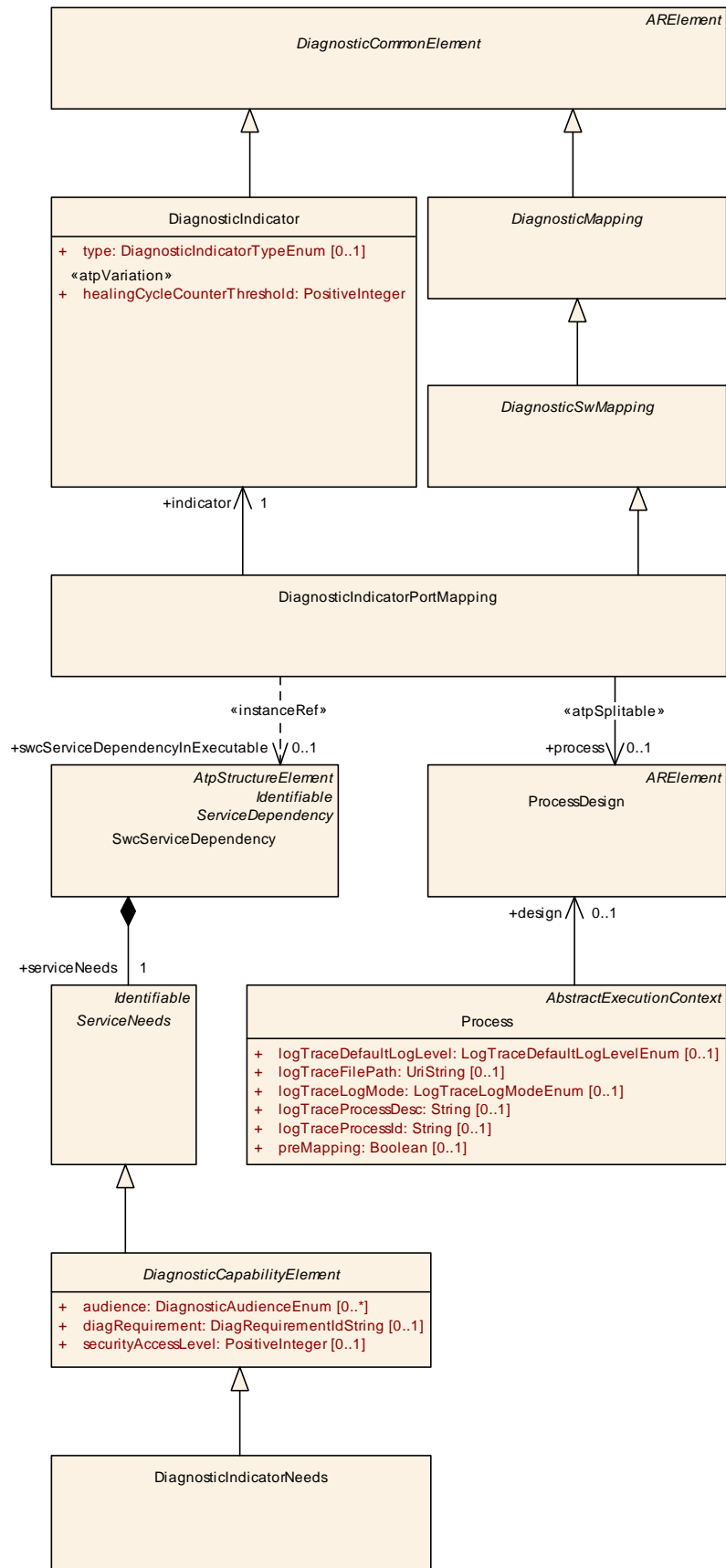


Figure 4.9: Modeling of DiagnosticIndicatorPortMapping for the usage on the AUTOSAR adaptive platform

[constr_1699]{DRAFT} Target **SwcServiceDependency** of **DiagnosticIndicatorPortMapping.swcServiceDependencyInExecutable** [Any particular **SwcServiceDependency** that is referenced in the role **DiagnosticIndicatorPortMapping.swcServiceDependencyInExecutable** shall

- **only** be aggregated in the role **serviceDependency** by an **AdaptiveSwcInternalBehavior** and
- aggregate a **DiagnosticIndicatorNeeds**.

]()

Class	DiagnosticIndicatorPortMapping			
Package	M2::AUTOSARTemplates::AdaptivePlatform::DiagnosticDesign::DiagnosticMapping			
Note	Defines to which SWC service ports with DiagnosticIndicatorNeeds the DiagnosticIndicator is mapped. Tags: atp.Status=draft atp.recommendedPackage=DiagnosticMappings			
Base	ARElement , ARObject , CollectableElement , DiagnosticCommonElement , DiagnosticMapping , DiagnosticSwMapping , Identifiable , MultilanguageReferrable , PackageableElement , Referrable			
Attribute	Type	Mul.	Kind	Note
indicator	DiagnosticIndicator	1	ref	Reference to the DiagnosticIndicator which is mapped to a SWC service port with DiagnosticIndicatorNeeds . Tags: atp.Status=draft
process	ProcessDesign	0..1	ref	Reference to the representation of a Process that is required because the mapping could be different for different Processes referring to a specific Executable . Stereotypes: atp.Splittable Tags: atp.Splitkey=process atp.Status=draft
swcServiceDependencyInExecutable	SwcServiceDependency	0..1	iref	This aggregation allows for the usage of the DiagnosticIndicatorPortMapping on the AUTOSAR adaptive platform. Tags: atp.Status=draft

Table 4.16: DiagnosticIndicatorPortMapping

4.1.8 Diagnostic Memory Destination to Port Mapping

[TPS_MANI_01261]{DRAFT} Mapping of **DiagnosticMemoryDestination** to **PortPrototype(s)** on the **AUTOSAR adaptive platform** [On the **AUTOSAR adaptive platform**, the relation between a **DiagnosticMemoryDestination** and one or many **PortPrototypes** is created by using the **DiagnosticMemoryDestinationPortMapping** that refers to a **DiagnosticMemoryDestination** in the role **memoryDestination** as well as to a **SwcServiceDependency** in the role **swcServiceDependencyInExecutable**.]([RS_MANI_00005](#), [RS_MANI_00061](#))

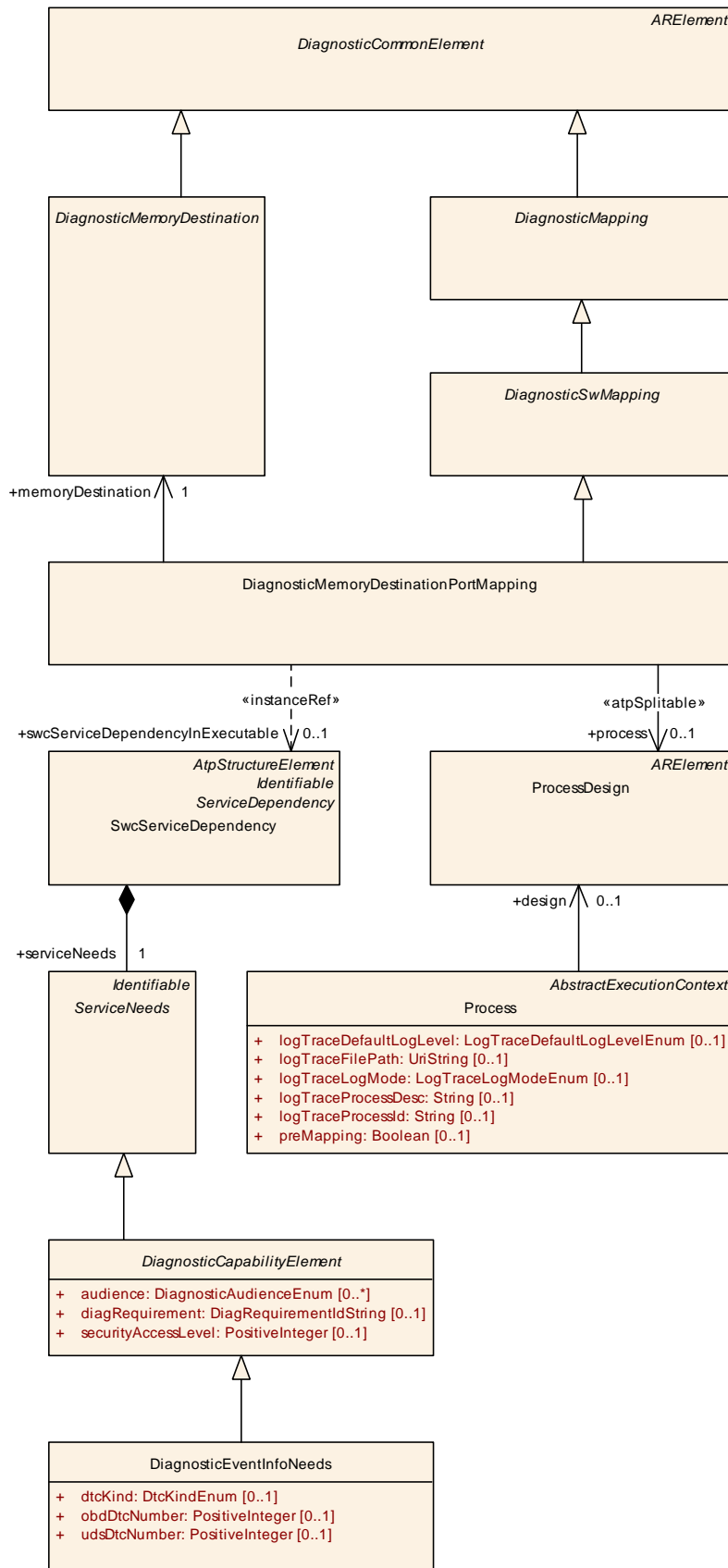


Figure 4.10: Modeling of **DiagnosticMemoryDestinationPortMapping** for the usage on the **AUTOSAR adaptive platform**

[constr_1700]{DRAFT} Target **SwcServiceDependency** of **DiagnosticMemory-DestinationPortMapping.swcServiceDependencyInExecutable** [Any particular **SwcServiceDependency** that is referenced in the role **DiagnosticMemory-DestinationPortMapping.swcServiceDependencyInExecutable** shall

- **only** be aggregated in the role **serviceDependency** by an **AdaptiveSwcInternalBehavior** and
- aggregate a **DiagnosticEventInfoNeeds**.

]()

Class	DiagnosticMemoryDestinationPortMapping			
Package	M2::AUTOSARTemplates::AdaptivePlatform::DiagnosticDesign::DiagnosticMapping			
Note	Defines to which SWC service ports with DiagnosticsEventInfoNeeds the DiagnosticMemoryDestination is mapped. Tags: atp.Status=draft atp.recommendedPackage=DiagnosticMappings			
Base	ARElement , ARObject , CollectableElement , DiagnosticCommonElement , DiagnosticMapping , DiagnosticSwMapping , Identifiable , MultilanguageReferrable , PackageableElement , Referrable			
Attribute	Type	Mul.	Kind	Note
memory Destination	DiagnosticMemoryDestination	1	ref	Reference to the MemoryDestination which is mapped to a SWC service port with DiagnosticEventInfoNeeds . Tags: atp.Status=draft
process	ProcessDesign	0..1	ref	Reference to the representation of a Process that is required because the mapping could be different for different Processes referring to a specific Executable . Stereotypes: atp.Splittable Tags: atp.Splitkey=process atp.Status=draft
swcService DependencyIn Executable	SwcServiceDependency	0..1	iref	This aggregation allows for the usage of the DiagnosticMemoryDestinationMapping on the AUTOSAR adaptive platform. Tags: atp.Status=draft

Table 4.17: DiagnosticMemoryDestinationPortMapping

Class	DiagnosticEventInfoNeeds			
Package	M2::AUTOSARTemplates::CommonStructure::ServiceNeeds			
Note	This meta-class represents the needs of a software-component interested to get information regarding specific DTCs.			
Base	ARObject , DiagnosticCapabilityElement , Identifiable , MultilanguageReferrable , Referrable , ServiceNeeds			
Attribute	Type	Mul.	Kind	Note
dtcKind	DtcKindEnum	0..1	attr	This attribute indicates the kind of the diagnostic event according to the SWS Diagnostic Event Manger for which the DiagnosticInfo is requested. This attribute applies for the UDS diagnostics use case.





Class	DiagnosticEventInfoNeeds			
obdDtcNumber	PositiveInteger	0..1	attr	<p>This represents a reasonable Diagnostic Trouble Code.</p> <p>This allows to predefine the Diagnostic Trouble Code, e.g. if the function developer has received a particular requirement from the OEM or from a standardization body.</p> <p>This attribute applies for the OBD diagnostics use case.</p>
udsDtcNumber	PositiveInteger	0..1	attr	<p>This represents a reasonable Diagnostic Trouble Code.</p> <p>This allows to predefine the Diagnostic Trouble Code, e.g. if the function developer has received a particular requirement from the OEM or from a standardization body.</p> <p>This attribute applies for the UDS diagnostics use case.</p>

Table 4.18: DiagnosticEventInfoNeeds

4.1.9 Diagnostic Security to Port Mapping

[TPS_MANI_01262]{DRAFT} Mapping of **DiagnosticSecurityLevel** to **Port-Prototype(s)** on the **AUTOSAR adaptive platform** [On the *AUTOSAR adaptive platform*, the relation between a *DiagnosticSecurityLevel* and one or many *PortPrototypes* is created by using the *DiagnosticSecurityLevelPortMapping* that refers to a *DiagnosticSecurityLevel* in the role *securityLevel* as well as to a *SwcServiceDependency* in the role *swcServiceDependencyInExecutable*.](*RS_MANI_0005*, *RS_MANI_00061*)

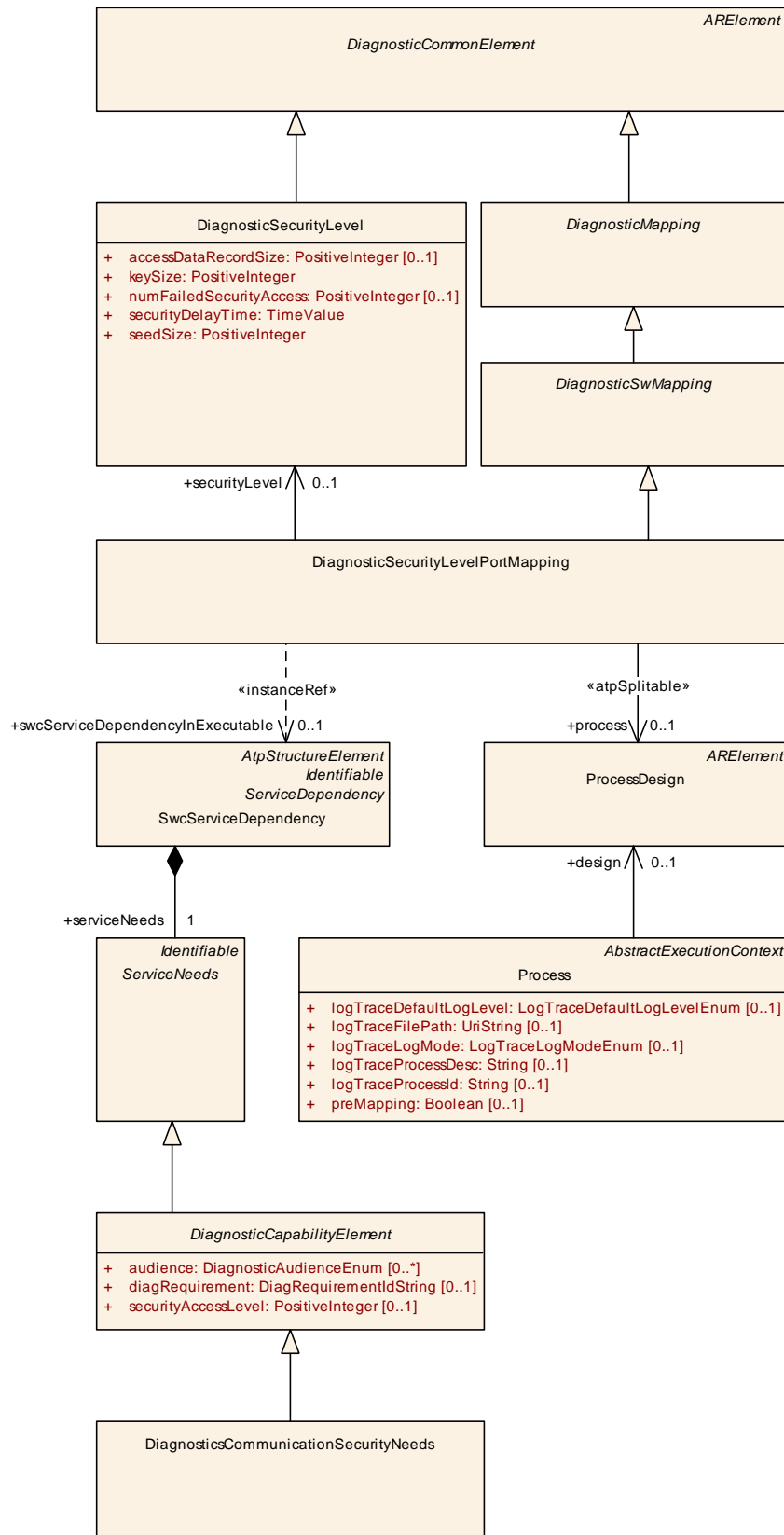


Figure 4.11: Modeling of DiagnosticSecurityLevelPortMapping for the usage on the AUTOSAR adaptive platform

[constr_1701]{DRAFT} Target **SwcServiceDependency** of **DiagnosticSecurityLevelPortMapping.swcServiceDependencyInExecutable** [Any particular **SwcServiceDependency** that is referenced in the role **DiagnosticSecurityLevelPortMapping.swcServiceDependencyInExecutable** shall

- **only** be aggregated in the role **serviceDependency** by an **AdaptiveSwcInternalBehavior** and
- aggregate a **DiagnosticsCommunicationSecurityNeeds**.

]()

Class	DiagnosticSecurityLevelPortMapping			
Package	M2::AUTOSARTemplates::AdaptivePlatform::DiagnosticDesign::DiagnosticMapping			
Note	Defines to which SWC service ports with DiagnosticsCommunicationSecurityNeeds the DiagnosticSecurityLevel is mapped. Tags: atp.Status=draft atp.recommendedPackage=DiagnosticMappings			
Base	ARElement , ARObject , CollectableElement , DiagnosticCommonElement , DiagnosticMapping , DiagnosticSwMapping , Identifiable , MultilanguageReferrable , PackageableElement , Referrable			
Attribute	Type	Mul.	Kind	Note
process	ProcessDesign	0..1	ref	Reference to the representation of a Process that is required because the mapping could be different for different Processes referring to a specific Executable. Stereotypes: atp.Splittable Tags: atp.Splitkey=process atp.Status=draft
securityLevel	DiagnosticSecurityLevel	0..1	ref	Reference to the SecurityLevel which is mapped to a SWC service port with DiagnosticsCommunicationSecurityNeeds . Tags: atp.Status=draft
swcServiceDependencyInExecutable	SwcServiceDependency	0..1	iref	This aggregation allows for the usage of the DiagnosticSecurityLevelMapping on the AUTOSAR adaptive platform. Tags: atp.Status=draft

Table 4.19: DiagnosticSecurityLevelPortMapping

Class	DiagnosticsCommunicationSecurityNeeds			
Package	M2::AUTOSARTemplates::CommonStructure::ServiceNeeds			
Note	This meta-class represents the needs of a software-component to verify the access to security level via diagnostic services.			
Base	ARObject , DiagnosticCapabilityElement , Identifiable , MultilanguageReferrable , Referrable , ServiceNeeds			
Attribute	Type	Mul.	Kind	Note
–	–	–	–	–

Table 4.20: DiagnosticsCommunicationSecurityNeeds

4.1.10 Diagnostic Data Identifier to Port Mapping

The DM on the *AUTOSAR adaptive platform* has the ability to access entire `DiagnosticDataIdentifiers` at once. For supporting this ability, a dedicated mapping class named `DiagnosticServiceDataIdentifierPortMapping` is introduced.

[TPS_MANI_01263]{DRAFT} Mapping of `DiagnosticDataIdentifier` to `Port-Prototype(s)` on the *AUTOSAR adaptive platform* [On the *AUTOSAR adaptive platform*, the relation between a `DiagnosticDataIdentifier` and one or many `PortPrototypes` is created by using the `DiagnosticServiceDataIdentifierPortMapping` that refers to a `DiagnosticDataIdentifier` in the role `diagnosticDataIdentifier` as well as to a `SwcServiceDependency` in the role `swcServiceDependencyInExecutable`.]([RS_MANI_00005](#), [RS_MANI_00061](#))

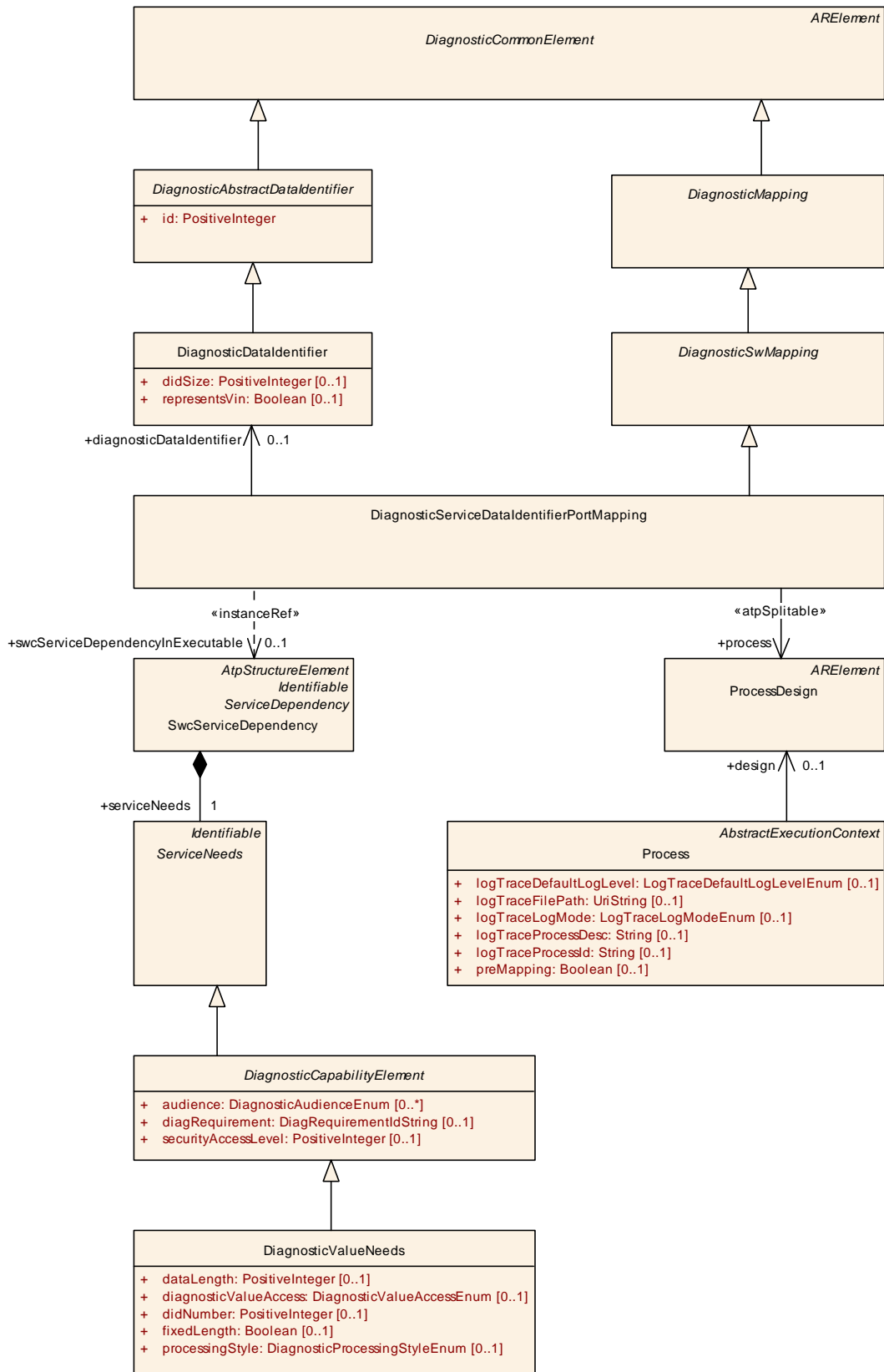


Figure 4.12: Modeling of **DiagnosticServiceDataIdentifierPortMapping** for the usage on the **AUTOSAR adaptive platform**

[constr_1702]{DRAFT} Target `SwcServiceDependency` of `DiagnosticServiceDataIdentifierPortMapping`.

Any particular `SwcServiceDependency` that is referenced in the role `DiagnosticServiceDataIdentifierPortMapping` shall

- only be aggregated in the role `serviceDependency` by an `AdaptiveSwcInternalBehavior` and
- aggregate a `DiagnosticValueNeeds`.

]()

Class	DiagnosticServiceDataIdentifierPortMapping			
Package	M2::AUTOSARTemplates::AdaptivePlatform::DiagnosticDesign::DiagnosticMapping			
Note	This meta-class provides the ability to define a diagnostic access to an entire DID. Tags: atp.Status=draft atp.recommendedPackage=DiagnosticServiceMappings			
Base	ARElement , ARObject , CollectableElement , DiagnosticCommonElement , DiagnosticMapping , DiagnosticSwMapping , Identifiable , MultilanguageReferrable , PackageableElement , Referrable			
Attribute	Type	Mul.	Kind	Note
diagnosticDataIdentifier	DiagnosticDataIdentifier	0..1	ref	This reference represents the applicable DiagnosticData Identifier. Tags: atp.Status=draft
process	ProcessDesign	1	ref	Reference to the representation of a Process that is required because the mapping could be different for different Processes referring to a specific Executable. Stereotypes: atp.Splitable Tags: atp.Splitkey=process atp.Status=draft
swcServiceDependencyInExecutable	SwcServiceDependency	0..1	iref	This reference identifies the applicable SwcService Dependency. The reference has the ability to point into the component hierarchy (under possible consideration of the rootSoftwareComposition). Tags: atp.Status=draft

Table 4.21: DiagnosticServiceDataIdentifierPortMapping

Class	DiagnosticValueNeeds
Package	M2::AUTOSARTemplates::CommonStructure::ServiceNeeds
Note	Specifies the general needs on the configuration of the Diagnostic Communication Manager (DCM) which are not related to a particular item (e.g. a PID). The main use case is the mapping of service ports to the DCM which are not related to a particular item. In the case of using a sender receiver communicated value, the related value shall be taken via assigned Data in the role "signalBasedDiagnostics". In case of using a client/server communicated value, the related value shall be communicated via the port referenced by assignedPort. The details of this communication (e.g. appropriate naming conventions) are specified in the related software specifications (SWS).
Base	ARObject , DiagnosticCapabilityElement , Identifiable , MultilanguageReferrable , Referrable , ServiceNeeds





Class		DiagnosticValueNeeds		
Attribute	Type	Mul.	Kind	Note
dataLength	PositiveInteger	0..1	attr	This attribute is applicable only if the ServiceNeed is aggregated within BswModuleDependency. This attribute represents the length of data (in bytes) provided for this particular PID signal.
diagnosticValueAccess	DiagnosticValueAccessEnum	0..1	attr	This attribute controls whether the data can be read and written or whether it is to be handled read-only.
didNumber	PositiveInteger	0..1	attr	This represents a Data identifier for the diagnostic value. This allows to predefine the DID number if the responsible function developer has received a particular requirement from the OEM or from a standardization body.
fixedLength	Boolean	0..1	attr	This attribute controls whether the data length of the data is fixed.
processingStyle	DiagnosticProcessingStyleEnum	0..1	attr	This attribute controls whether interaction requires the software-component to react synchronously on a request or whether it processes the request in background but still the DCM has to issue the call again to eventually obtain the result of the request.

Table 4.22: DiagnosticValueNeeds

4.1.11 Diagnostic Generic UDS Service Handler to Port Mapping

[TPS_MANI_01264]{DRAFT} Mapping of [DiagnosticServiceInstance](#) to [PortPrototype\(s\)](#) on the *AUTOSAR adaptive platform* [On the *AUTOSAR adaptive platform*, the relation between a collection of [DiagnosticServiceInstances](#) and one or many [PortPrototypes](#) is created by using the [DiagnosticGenericUdsPortMapping](#) that refers to a [DiagnosticServiceInstance](#) in the role [serviceInstance](#) as well as to a [SwcServiceDependency](#) in the role [swcServiceDependencyInExecutable](#).]([RS_MANI_00005](#), [RS_MANI_00061](#))

In other words, it is possible to associate a collection of UDS services to a given [PPortPrototype](#) with the intention that the [PPortPrototype](#) can handle the associated services.

By creating a dedicated association between generic UD handlers and the services they can take it is possible to use multiple generic UDS handlers and let each take only the associated services.

Technically, a possible alternative to the documented modeling of generic UDS handling would be to avoid the mapping at all and foresee the existence of a catch-all generic UDS handler.

This, to a large extent, contradicts the idea of having modular software installations on the basis of the definition of [SoftwareClusters](#) (see section 12.3).

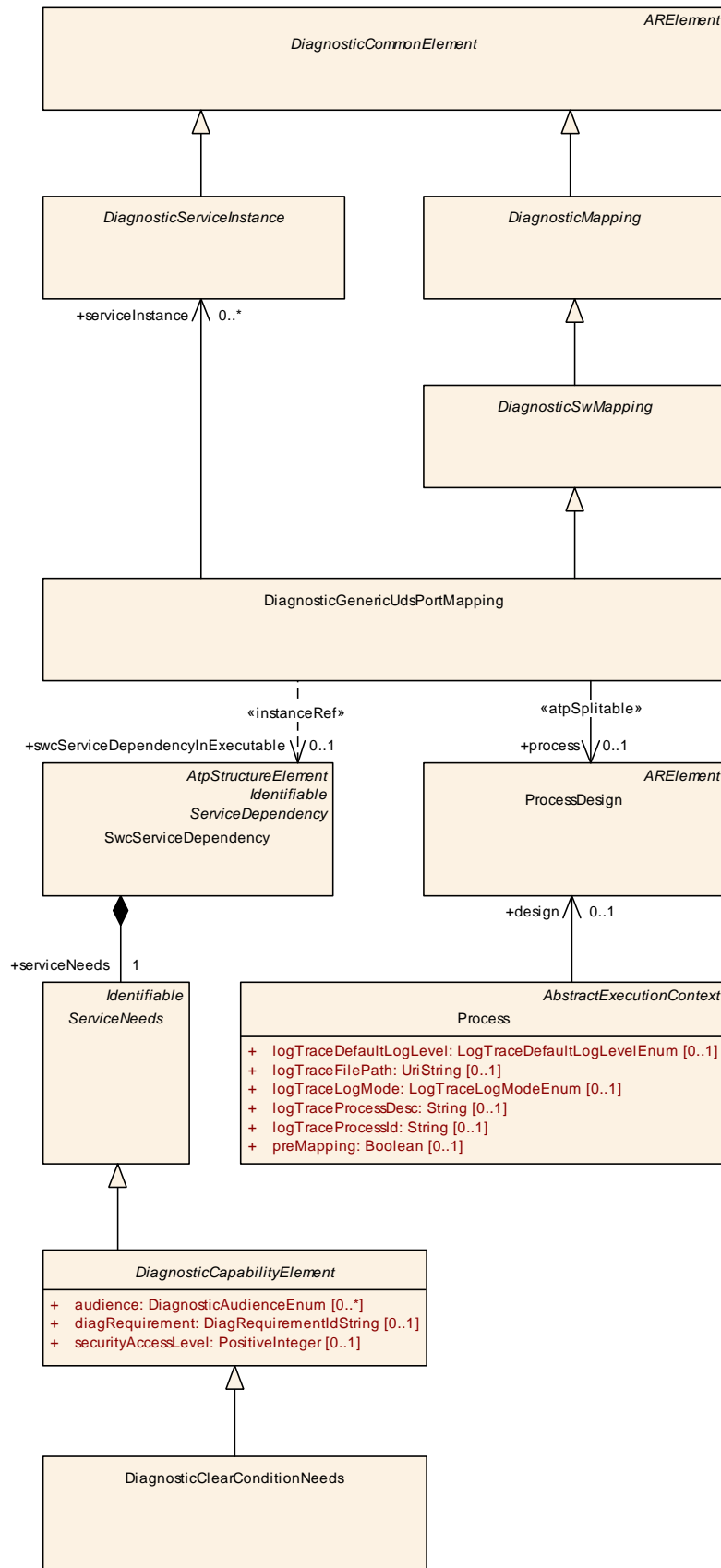


Figure 4.13: Modeling of **DiagnosticGenericUdsPortMapping** for the usage on the **AUTOSAR adaptive platform**

[constr_1703]{DRAFT} Target **SwcServiceDependency** of **DiagnosticGenericUdsPortMapping.swcServiceDependencyInExecutable** [Any particular **SwcServiceDependency** that is referenced in the role **DiagnosticGenericUdsPortMapping.swcServiceDependencyInExecutable** shall

- **only** be aggregated in the role **serviceDependency** by an **AdaptiveSwcInternalBehavior** and
- aggregate a **DiagnosticGenericUdsNeeds**.

]()

Class	DiagnosticGenericUdsPortMapping			
Package	M2::AUTOSARTemplates::AdaptivePlatform::DiagnosticDesign::DiagnosticMapping			
Note	Defines to which SWC service ports with DiagnostcsGenericUdsNeeds a collection of DiagnosticServiceInstances is mapped. Tags: atp.Status=draft atp.recommendedPackage=DiagnosticMappings			
Base	ARElement , ARObject , CollectableElement , DiagnosticCommonElement , DiagnosticMapping , DiagnosticSwMapping , Identifiable , MultilanguageReferrable , PackageableElement , Referrable			
Attribute	Type	Mul.	Kind	Note
process	ProcessDesign	0..1	ref	Reference to the representation of a Process that is required because the mapping could be different for different Processes referring to a specific Executable . Stereotypes: atp.Splitable Tags: atp.Splitkey=process atp.Status=draft
serviceInstance	DiagnosticServiceInstance	*	ref	Reference to the ServiceInstances mapped to a SWC service port with DiagnosticGenericUdsNeeds . Tags: atp.Status=draft
swcServiceDependencyInExecutable	SwcServiceDependency	0..1	iref	This aggregation allows for the usage of the DiagnosticGenericUdsPortMapping on the AUTOSAR adaptive platform. Tags: atp.Status=draft

Table 4.23: DiagnosticGenericUdsPortMapping

4.1.12 Diagnostic Upload/Download Port Mapping

[TPS_MANI_01266]{DRAFT} Mapping of **DiagnosticServiceInstance** for upload/download to **PortPrototype(s)** on the **AUTOSAR adaptive platform** [On the **AUTOSAR adaptive platform**, the relation between a collection of **DiagnosticServiceInstances** and one or many **PortPrototypes** for upload/download purposes is created by using the **DiagnosticUploadDownloadPortMapping** that refers to a **DiagnosticServiceInstance** in the role **serviceInstance** as well as to a **SwcServiceDependency** in the role **swcServiceDependencyInExecutable**.]
([RS_MANI_00005](#), [RS_MANI_00061](#))

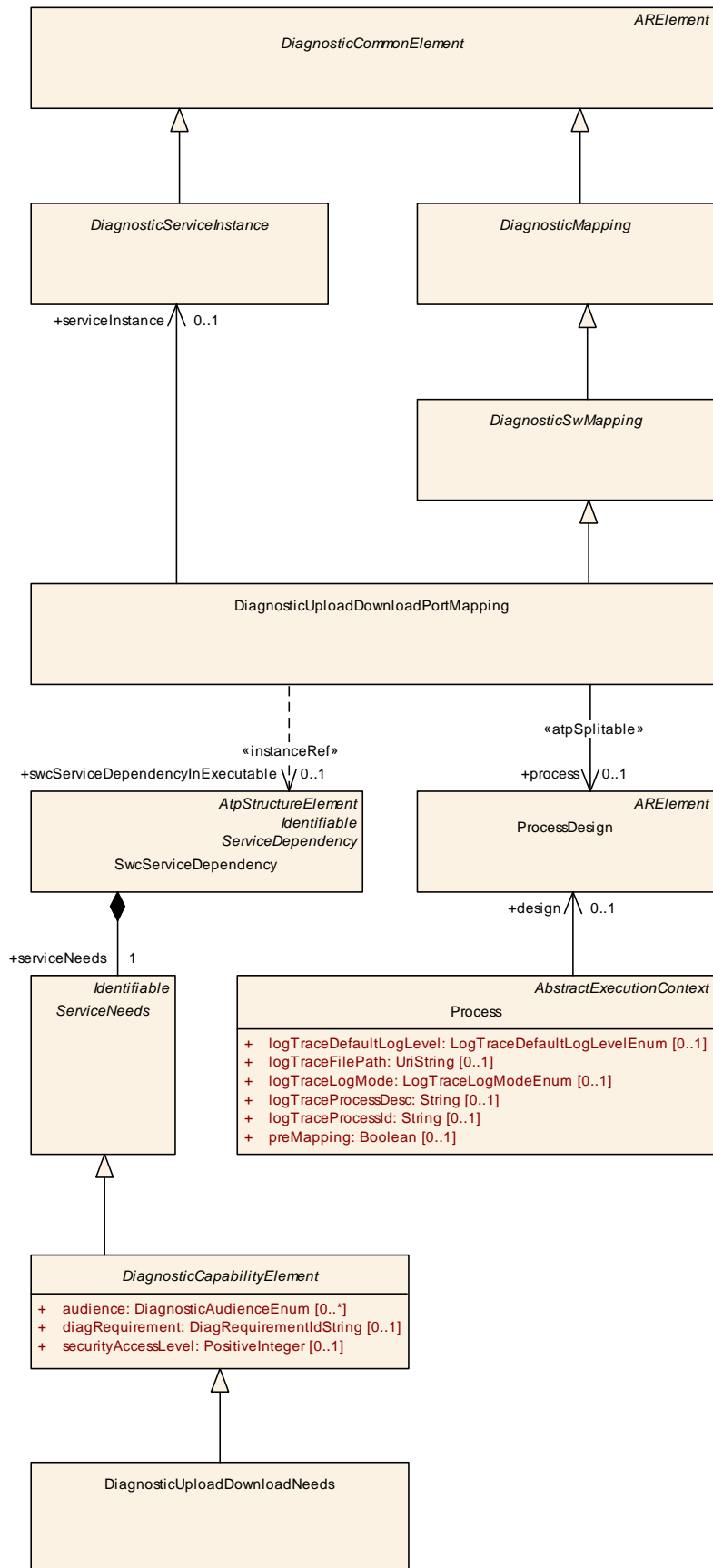


Figure 4.14: Modeling of `DiagnosticUploadDownloadPortMapping` for the usage on the *AUTOSAR adaptive platform*

[constr_1704]{DRAFT} Target [SwcServiceDependency](#) of [DiagnosticUploadDownloadPortMapping](#). [swcServiceDependencyInExecutable](#) [Any particular [SwcServiceDependency](#) that is referenced in the role [DiagnosticUploadDownloadPortMapping.swcServiceDependencyInExecutable](#) shall

- only be aggregated in the role [serviceDependency](#) by an [AdaptiveSwcInternalBehavior](#) and
- aggregate a [DiagnosticUploadDownloadNeeds](#).

]()

Class	DiagnosticUploadDownloadPortMapping			
Package	M2::AUTOSARTemplates::AdaptivePlatform::DiagnosticDesign::DiagnosticMapping			
Note	Defines to which SWC service ports with DiagnosticUploadDownloadNeeds the DiagnosticServiceInstance is mapped. Tags: atp.Status=draft atp.recommendedPackage=DiagnosticMappings			
Base	ARElement , ARObject , CollectableElement , DiagnosticCommonElement , DiagnosticMapping , DiagnosticSwMapping , Identifiable , MultilanguageReferrable , PackageableElement , Referrable			
Attribute	Type	Mul.	Kind	Note
process	ProcessDesign	0..1	ref	Reference to the representation of a Process that is required because the mapping could be different for different Processes referring to a specific Executable . Stereotypes: atp.Splitable Tags: atp.Splitkey=process atp.Status=draft
serviceInstance	DiagnosticServiceInstance	0..1	ref	Reference to the ServiceInstance mapped to a SWC service port with DiagnosticUploadDownloadNeeds . Tags: atp.Status=draft
swcServiceDependencyInExecutable	SwcServiceDependency	0..1	iref	This aggregation allows for the usage of the DiagnosticUploadDownloadPortMapping on the AUTOSAR adaptive platform. Tags: atp.Status=draft

Table 4.24: DiagnosticUploadDownloadPortMapping

Class	DiagnosticUploadDownloadNeeds			
Package	M2::AUTOSARTemplates::CommonStructure::ServiceNeeds			
Note	This meta-class represents the ability to specify needs regarding upload and download by means of diagnostic services.			
Base	ARObject , DiagnosticCapabilityElement , Identifiable , MultilanguageReferrable , Referrable , ServiceNeeds			
Attribute	Type	Mul.	Kind	Note
–	–	–	–	–

Table 4.25: DiagnosticUploadDownloadNeeds

4.1.13 Diagnostic Data Mapping

Disclaimer: The [DiagnosticServiceDataMapping](#) is currently not supported as input for the configuration of AUTOSAR Adaptive Diagnostic Management.

[TPS_MANI_01037]{DRAFT} **Diagnostic data mapping on the *AUTOSAR adaptive platform*** [The diagnostic data mapping on the *AUTOSAR adaptive platform* is created by means of meta-class `DiagnosticServiceDataMapping` that maps a `DiagnosticDataElement` to a `DataPrototype` referenced in the role `mappedApDataElement`.](*RS_MANI_00005*)

[TPS_MANI_01060]{DRAFT} **Use cases for the application of `DiagnosticServiceDataMapping`** [`DiagnosticServiceDataMapping` shall only be used where access to data is free of side-effects. This is the case for the notifier events of `fields` and, at least with respect to the value, `events`.](*RS_MANI_00005*)

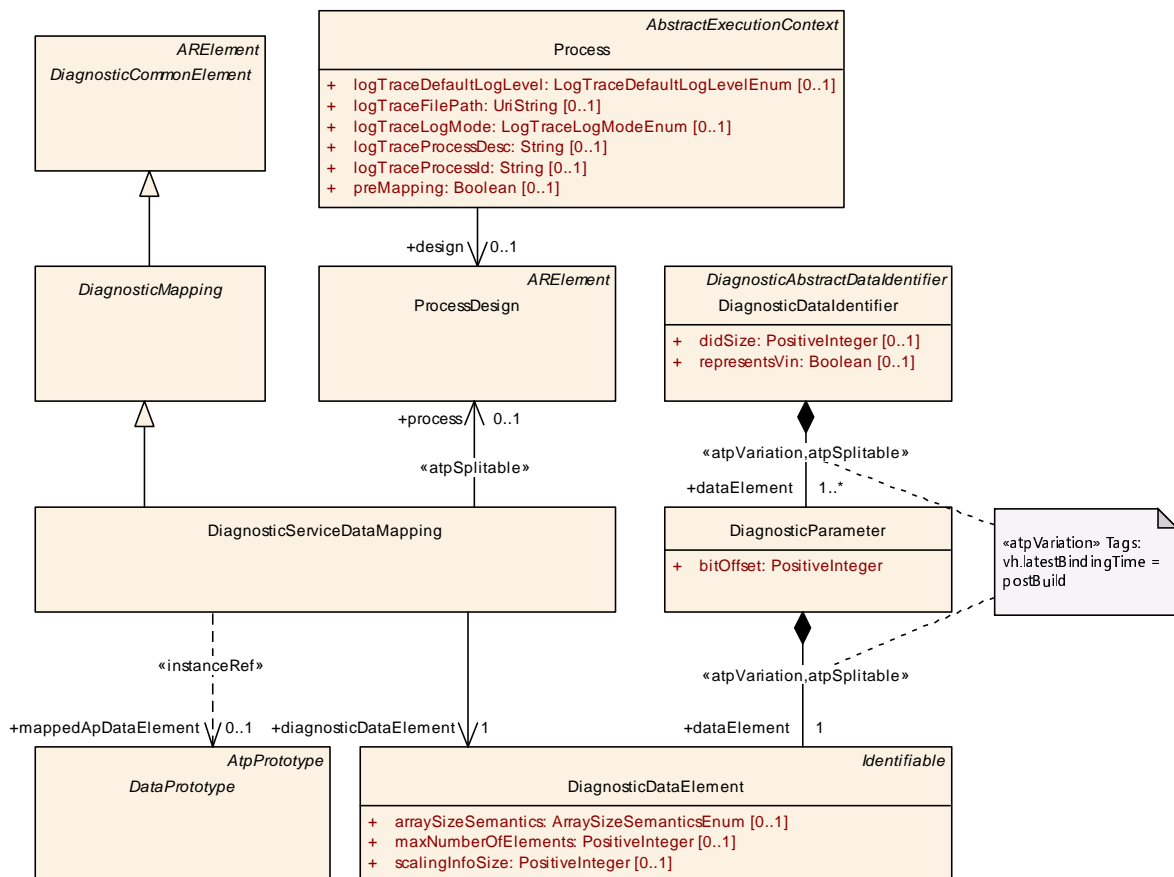


Figure 4.15: Modeling of the diagnostic data mapping

Please note that the `DiagnosticServiceDataMapping` can be applied on models on the *AUTOSAR adaptive platform* because the mapping target is a `DataPrototype` that is aggregated by a `ServiceInterface` in the context of a `PortPrototype`.

In other words, the `DiagnosticServiceDataMapping` applies for the mapping to an `event` or `field`, or even to an `element` of an `event` or `field`.

[constr_1496]{DRAFT} **`DiagnosticServiceDataMapping.mappedApDataElement`** shall only refer to specific sub-classes of `DataPrototype` [A `DiagnosticServiceDataMapping.mappedApDataElement` shall only refer to an `event` or a `field` or a `DataPrototype` owned by an `event` or a `field`.]()

Please note that the existence of [constr_1496] is a direct consequence of the existence of [TPS_MANI_01060].

In particular, [constr_1496] prevents the creation of a [DiagnosticServiceDataMapping](#) to a [ArgumentDataPrototype](#). In the diagnostic context, [ArgumentDataPrototype](#) are mainly used in the argument list of the sub-functions of diagnostic routines which are rarely free of side-effects.

Class	DiagnosticServiceDataMapping			
Package	M2::AUTOSARTemplates::DiagnosticExtract::ServiceMapping			
Note	This represents the ability to define a mapping of a diagnostic service to a software-component. This kind of service mapping is applicable for the usage of SenderReceiverInterfaces or event/notifier semantics in ServiceInterfaces on the adaptive platform. Tags: atp.recommendedPackage=DiagnosticServiceMappings			
Base	ARElement , ARObject , CollectableElement , DiagnosticCommonElement , DiagnosticMapping , Identifiable , MultilanguageReferrable , PackageableElement , Referrable			
Attribute	Type	Mul.	Kind	Note
diagnosticDataElement	DiagnosticDataElement	1	ref	This represents the applicable payload that corresponds to the referenced DataPrototype in the role mappedDataElement or (in case of a usage on the adaptive platform) mappedApDataElement.
mappedApDataElement	DataPrototype	0..1	iref	This represents the dataElement in the application software of an adaptive AUTOSAR application that is accessed for diagnostic purpose. Tags: atp.Status=draft
mappedDataElement	DataPrototype	0..1	iref	This represents the dataElement in the application software that is accessed for diagnostic purpose. This role is applicable on the classic platform.
process	ProcessDesign	0..1	ref	Reference to the representation of a Process that is required because the mapping could be different for different Processes referring to a specific Executable. Stereotypes: atp.Splitable Tags: atp.Splitkey=process atp.Status=draft

Table 4.26: DiagnosticServiceDataMapping

Class	DiagnosticDataElement			
Package	M2::AUTOSARTemplates::DiagnosticExtract::CommonDiagnostics			
Note	This meta-class represents the ability to describe a concrete piece of data to be taken into account for diagnostic purposes.			
Base	ARObject , Identifiable , MultilanguageReferrable , Referrable			
Attribute	Type	Mul.	Kind	Note
arraySizeSemantics	ArraySizeSemanticsEnum	0..1	attr	This attribute controls the meaning of the value of the array size.
maxNumberOfElements	PositiveInteger	0..1	attr	The existence of this attribute turns the data instance into an array of data. The attribute determines the size of the array in terms of how many elements the array can take.
scalingInfoSize	PositiveInteger	0..1	attr	Size in bytes of scaling information for the DiagnosticDataElement if used with DiagnosticReadScalingDataByIdentifier





Class	DiagnosticDataElement			
swDataDef Props	SwDataDefProps	0..1	aggr	This property allows to specify data definition properties in order to support the definition of e.g. computation formulae and data constraints.

Table 4.27: DiagnosticDataElement

4.2 Diagnostic Clear Condition

On the *AUTOSAR adaptive platform*, a new model element similar [DiagnosticEnableCondition](#) or [DiagnosticStorageCondition](#) is introduced: [DiagnosticClearCondition](#).

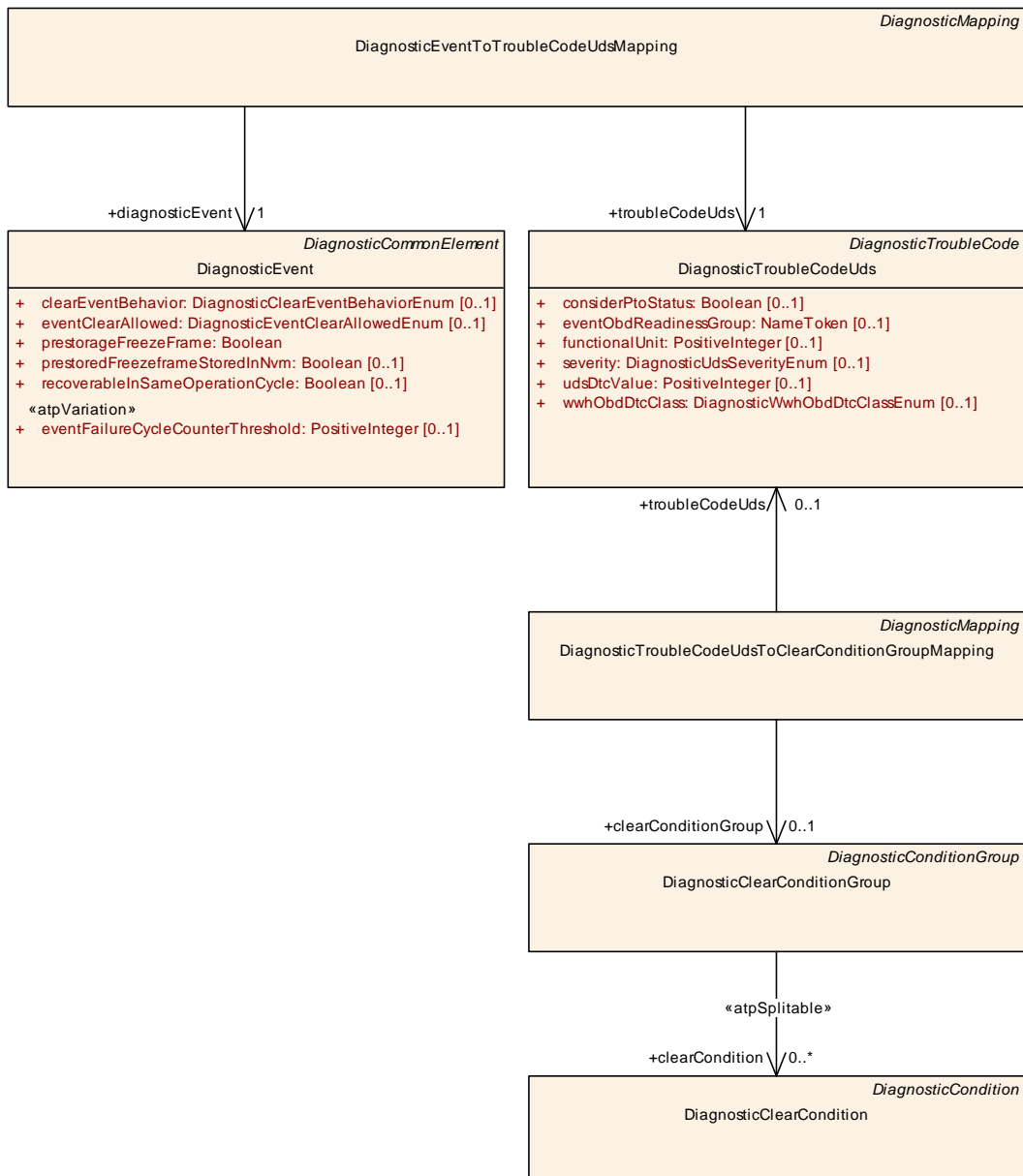


Figure 4.16: Modeling of the diagnostic clear condition

In contrast to [DiagnosticEnableCondition](#) or [DiagnosticStorageCondition](#), [DiagnosticClearCondition](#) is not mapped to a [DiagnosticEvent](#) but (via the aggregation by [DiagnosticClearConditionGroup](#)) to a [DiagnosticTroubleCodeUds](#).

For this purpose, meta-class [DiagnosticTroubleCodeUdsToClearConditionGroupMapping](#) has been defined.

Class	DiagnosticClearCondition			
Package	M2::AUTOSARTemplates::AdaptivePlatform::DiagnosticDesign::DiagnosticClearCondition			
Note	This meta-class describes a clear condition for diagnostic purposes. Tags: atp.Status=draft atp.recommendedPackage=DiagnosticConditions			
Base	ARElement , ARObject , CollectableElement , DiagnosticCommonElement , DiagnosticCondition , Identifiable , MultilanguageReferrable , PackageableElement , Referrable			
Attribute	Type	Mul.	Kind	Note
–	–	–	–	–

Table 4.28: DiagnosticClearCondition

Class	DiagnosticClearConditionGroup			
Package	M2::AUTOSARTemplates::AdaptivePlatform::DiagnosticDesign::DiagnosticClearCondition			
Note	Clear condition group which includes one or several clear conditions. Tags: atp.Status=draft atp.recommendedPackage=DiagnosticClearConditionGroups			
Base	ARElement , ARObject , CollectableElement , DiagnosticCommonElement , DiagnosticConditionGroup , Identifiable , MultilanguageReferrable , PackageableElement , Referrable			
Attribute	Type	Mul.	Kind	Note
clearCondition	DiagnosticClearCondition	*	ref	This aggregation represents the collection of DiagnosticClearConditions that belong to the DiagnosticClearConditionGroup . Stereotypes: atp.Splittable Tags: atp.Splitkey=clearCondition atp.Status=draft

Table 4.29: DiagnosticClearConditionGroup

Class	DiagnosticTroubleCodeUdsToClearConditionGroupMapping			
Package	M2::AUTOSARTemplates::AdaptivePlatform::DiagnosticDesign::DiagnosticClearCondition			
Note	This meta-class provides the ability to map a DiagnosticClearConditionGroup to a collection of DiagnosticTroubleCodeUds . Tags: atp.Status=draft atp.recommendedPackage=DiagnosticMappings			
Base	ARElement , ARObject , CollectableElement , DiagnosticCommonElement , DiagnosticMapping , Identifiable , MultilanguageReferrable , PackageableElement , Referrable			
Attribute	Type	Mul.	Kind	Note
clearConditionGroup	DiagnosticClearConditionGroup	0..1	ref	This reference identifies the applicable DiagnosticClearConditionGroup . Tags: atp.Status=draft





Class	DiagnosticTroubleCodeUdsToClearConditionGroupMapping			
troubleCodeUds	DiagnosticTroubleCodeUds	0..1	ref	This reference identifies the DiagnosticTroubleCodeUds that are relevant for the mapping. Tags: atp.Status=draft

Table 4.30: DiagnosticTroubleCodeUdsToClearConditionGroupMapping

[constr_1658]{DRAFT} Number of [DiagnosticTroubleCodeUdsToClearConditionGroupMapping](#) elements per [DiagnosticTroubleCodeUds](#) [The mapping element [DiagnosticTroubleCodeUdsToClearConditionGroupMapping](#) shall be created no more than once per [DiagnosticTroubleCodeUds](#).

If several [DiagnosticTroubleCodeUdsToClearConditionGroupMapping](#) elements referring the same [DiagnosticTroubleCodeUds](#) are defined, then the Clear Condition Group mapping shall be regarded as defective.]()

4.3 Security Access

the implementation of the diagnostics manager on the adaptive platform requires a refined modeling of meta-class [DiagnosticSecurityAccessClass](#).

A new attribute named [sharedTimer](#) is introduced that controls whether a single timer is used for all security access levels or whether the individual levels utilize separate timers respectively.

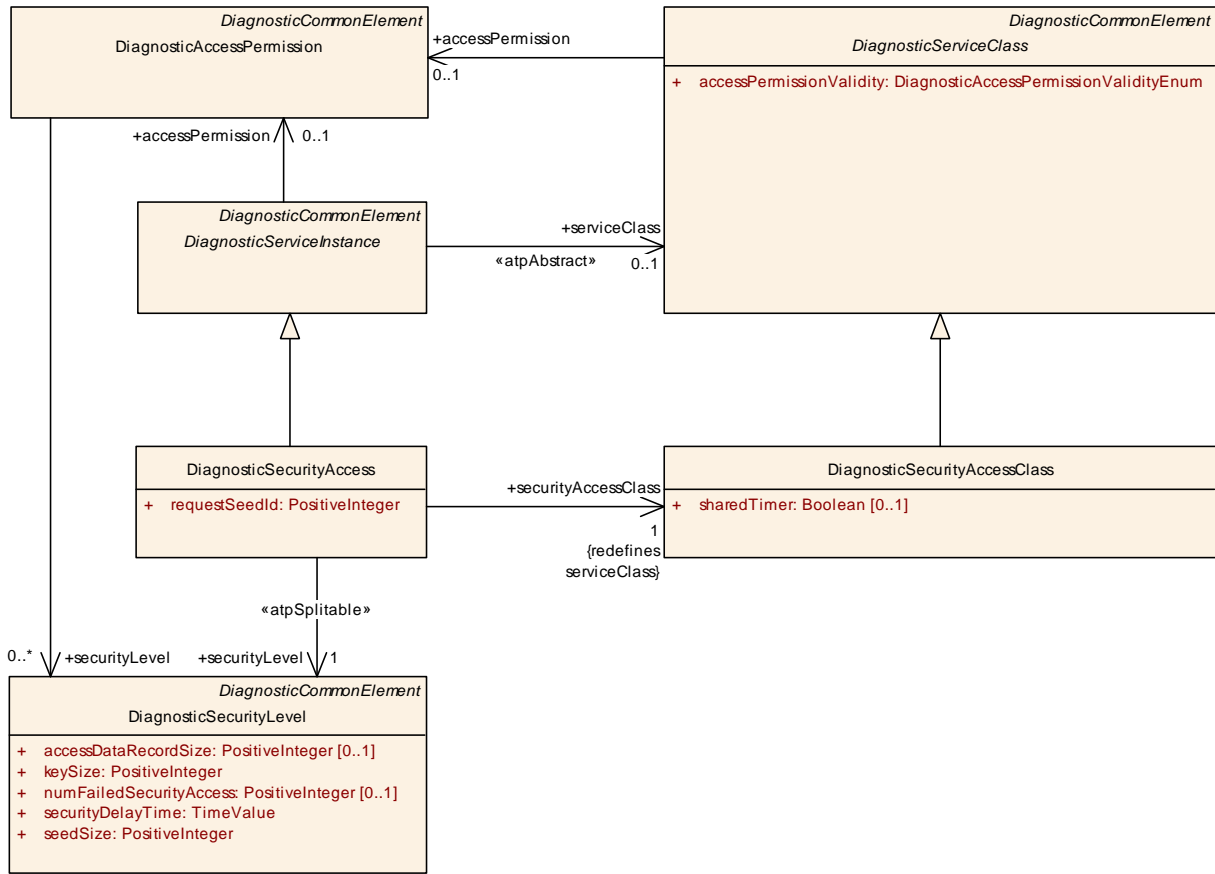


Figure 4.17: Refined modeling of the diagnostic security access

Class	DiagnosticSecurityAccessClass			
Package	M2::AUTOSARTemplates::DiagnosticExtract::Dcm::DiagnosticService::SecurityAccess			
Note	This meta-class contains attributes shared by all instances of the "Security Access" diagnostic service. Tags: atp.recommendedPackage=DiagnosticSecurityAccesses			
Base	ARElement , ARObject , CollectableElement , DiagnosticCommonElement , DiagnosticServiceClass , Identifiable , MultilanguageReferrable , PackageableElement , Referrable			
Attribute	Type	Mul.	Kind	Note
sharedTimer	Boolean	0..1	attr	Switch between separate or single shared timer instance and timer value. * True: use shared timer instance and timer value for all security access levels combined. * False: use separate timer instance and timer values for each security level. Tags: atp.Status=draft

Table 4.31: DiagnosticSecurityAccessClass

4.4 Custom Service Instance

Meta-class [DiagnosticCustomServiceInstance](#) can be used to define the existence of an instance of a custom diagnostic service.

Custom services can obviously not be configured using standardized attributes, but there is the ability to use [Sdg](#) in the context of [adminData](#) for this purpose.

There is no obligation for a given tool to be able to properly process the definition of the custom service instance.

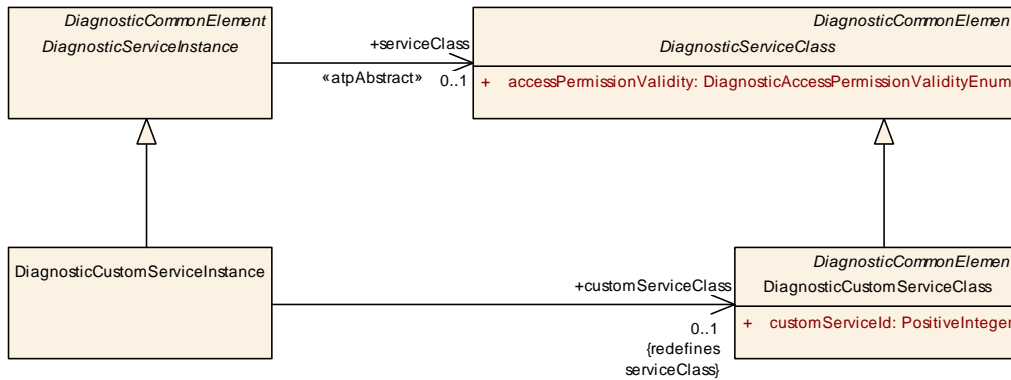


Figure 4.18: Modeling of custom service instance

Class	DiagnosticCustomServiceInstance			
Package	M2::AUTOSARTemplates::AdaptivePlatform::DiagnosticDesign::DiagnosticMapping::CustomService Instance			
Note	This meta-class has the ability to define an instance of a custom diagnostic service. Tags: atp.Status=draft atp.recommendedPackage=DiagnosticCustomInstances			
Base	ARElement , ARObject , CollectableElement , DiagnosticCommonElement , DiagnosticServiceInstance , Identifiable , MultilanguageReferrable , PackageableElement , Referrable			
Attribute	Type	Mul.	Kind	Note
customService Class	DiagnosticCustom ServiceClass	0..1	ref	Reference to the corresponding DiagnosticCustom ServiceClass. Tags: atp.Status=draft

Table 4.32: DiagnosticCustomServiceInstance

Class	DiagnosticCustomServiceClass			
Package	M2::AUTOSARTemplates::DiagnosticExtract::Dcm::DiagnosticService::CommonService			
Note	This represents the ability to define a custom diagnostic service class and assign an ID to it. Further configuration is not foreseen from the point of view of the diagnostic extract and consequently needs to be done on the level of ECUC. Tags: atp.recommendedPackage=DiagnosticCustomServiceClasses			
Base	ARElement , ARObject , CollectableElement , DiagnosticCommonElement , DiagnosticServiceClass , Identifiable , MultilanguageReferrable , PackageableElement , Referrable			
Attribute	Type	Mul.	Kind	Note
customService Id	PositiveInteger	1	attr	This attribute may only be used for the definition of custom services. The values shall not overlap with existing standardized service IDs.

Table 4.33: DiagnosticCustomServiceClass

4.5 DiagnosticProvidedDataMapping

[TPS_MANI_01230]{DRAFT} Semantics of `DiagnosticProvidedDataMapping`

The meta-class `DiagnosticProvidedDataMapping` does not seem to fulfill the condition for representing a mapping class because it only has one reference to a `DiagnosticDataElement` in the role `dataElement`.

However, the specific nature of this mapping is that the second element (the `DiagnosticProvidedDataMapping.dataProvider`) that is supposed to take place in the mapping cannot precisely be modeled as a single meta-class.

Therefore, there is no better way than to model the `DiagnosticProvidedDataMapping.dataProvider` by a `NameToken`. $\square()$

Class	DiagnosticProvidedDataMapping			
Package	M2::AUTOSARTemplates::AdaptivePlatform::DiagnosticDesign::DiagnosticProvidedDataMapping			
Note	This represents the ability to define the nature of a data access for a <code>DiagnosticDataElement</code> based on a data provider that cannot be modeled explicitly. Tags: atp.Status=draft atp.recommendedPackage=DataMappings			
Base	ARElement , ARObject , CollectableElement , DiagnosticCommonElement , DiagnosticMapping , Identifiable , MultilanguageReferrable , PackageableElement , Referrable			
Attribute	Type	Mul.	Kind	Note
dataElement	DiagnosticDataElement	0..1	ref	This represents the <code>DiagnosticDataElement</code> for which the access is further qualified by the <code>DiagnosticProvidedDataMapping.dataProvider</code> . Tags: atp.Status=draft
dataProvider	NameToken	1	attr	This represents the ability to further specify the data provider.

Table 4.34: DiagnosticProvidedDataMapping

Please note that the list of standardized values of attribute `DiagnosticProvidedDataMapping.dataProvider` is defined in the SWS Diagnostics [19].

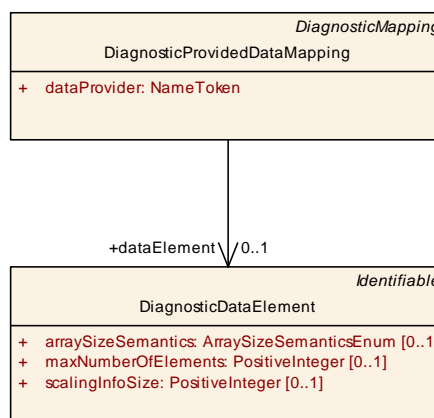


Figure 4.19: Modeling of `DiagnosticProvidedDataMapping`

5 System Design

5.1 Overview

A typical vehicle will most likely be equipped with ECUs developed on the AUTOSAR classic platform and ECUs developed on the AUTOSAR adaptive platform. The system design for the entire vehicle has therefore to cover all these ECUs.

The AUTOSAR model description supports the system design with the possibility to describe Software Components of both AUTOSAR Platforms that will be used in a System and even allows to indicate the service oriented communication between them if possible.

Especially when it come to the description of the communication behavior of AUTOSAR classic and adaptive ECUs in a harmonized way the notion of a System Design becomes a special focus point.

All the system design aspects have in common that they have to cope with both, AUTOSAR classic and adaptive. The basic design aspects of such interdisciplinary systems have to be already available in the AUTOSAR classic modeling approach because otherwise they would not be available to both worlds.

Thus it is straight forward to take the existing meta-class `System` as the starting point for the modeling of such mixed systems.

Class	System			
Package	M2::AUTOSARTemplates::SystemTemplate			
Note	The top level element of the System Description. Tags: atp.recommendedPackage=Systems			
Base	ARElement , ARObject , AtpClassifier , AtpFeature , AtpStructureElement , CollectableElement , Identifiable , MultilanguageReferrable , PackageableElement , Referrable			
Attribute	Type	Mul.	Kind	Note
fibexElement	FibexElement	*	ref	Reference to ASAM FIBEX elements specifying Communication and Topology. All Fibex Elements used within a System Description shall be referenced from the System Element. atpVariation: In order to describe a product-line, all Fibex Elements can be optional. Stereotypes: atpVariation Tags: vh.latestBindingTime=postBuild
mapping	SystemMapping	*	aggr	Aggregation of all mapping aspects relevant in the System Description. Stereotypes: atpSplittable; atpVariation Tags: atp.Splitkey=shortName, variationPoint.shortLabel vh.latestBindingTime=postBuild
pncVector Length	PositiveInteger	0..1	attr	Length of the partial networking request release information vector (in bytes).





Class	System			
pncVectorOffset	PositiveInteger	0..1	attr	Absolute offset (with respect to the NM-PDU) of the partial networking request release information vector that is defined in bytes as an index starting with 0.
rootSoftware Composition	RootSwComposition Prototype	0..1	aggr	Aggregation of the root software composition, containing all software components in the System in a hierarchical structure. This element is not required when the System description is used for a network-only use-case. atpVariation: The RootSwCompositionPrototype can vary. Stereotypes: atpSplitable; atpVariation Tags: atp.Splitkey=shortName, variationPoint.shortLabel vh.latestBindingTime=systemDesignTime

Table 5.1: System

[constr_3366]{DRAFT} System [category](#) for a system design description with Adaptive Platform and Classic Platform content [The [System](#) element that contains design artifacts that are relevant for the Adaptive Platform and Classic Platform shall have the [category](#) SYSTEM_DESIGN_DESCRIPTION.]()

There are use cases to exchange parts of such a [SYSTEM_DESIGN_DESCRIPTION](#) between different developer parties and therefore further system categories are supported by AUTOSAR.

A common approach is for example that the OEM provides a basis for designing an ECU, which is later advanced by the supplier. Therefore Classic AUTOSAR supports [System](#) categories like ECU_EXTRACT or ECU_SYSTEM_DESCRIPTION that have only a single ECU in scope.

Adaptive AUTOSAR is using the same approach. If an OEM wants to provide design artifacts that are relevant for the configuration of a single [Machine](#) all unnecessary information is stripped from the [System](#) with [category](#) SYSTEM_DESIGN_DESCRIPTION and a definition of the subsystem is provided.

[constr_3420]{DRAFT} System [category](#) for a design description that has one single Adaptive [Machine](#) in scope [The [System](#) element that contains design artifacts that are relevant for a single Adaptive [Machine](#) shall have the [category](#) MACHINE_DESIGN_EXTRACT.]()

[constr_3421]{DRAFT} Fibex elements applicable for a [System](#) of [category](#) MACHINE_DESIGN_EXTRACT [A [System](#) with the [category](#) MACHINE_DESIGN_EXTRACT is allowed to reference the following [fibexElements](#):

- [CommunicationCluster](#)
- [MachineDesign](#)
- [GlobalTimeDomain](#)
- [NmConfig](#)
- [SystemMapping](#) that is allowed to contain only a [PncMapping](#)

]0

5.2 Specification of Communication System Structure

When the communication interaction is designed for a vehicle system the focus is put on the network and the connected ECUs. Whether a specific ECU connected to the network is implemented using AUTOSAR classic or AUTOSAR adaptive does not influence the major communication design.

But of course it is essential from a car manufacturer point of view whether a specific ECU will be implemented using AUTOSAR classic or adaptive. Thus already on system design level there is a need to specify the AUTOSAR Platform kind which shall be used to implement an ECU.

In AUTOSAR classic the element `EcuInstance` is used to define one ECU in the system design.

In AUTOSAR adaptive the element `Machine` is an entity which already represents a specific ECU Implementation with dedicated configurations for e.g. `Processors`, `functionGroups`. The `Machine` is a model entity which is not in the focus of communication designers and should not be used during system design.

Therefore the `MachineDesign` has been introduced in order to allow the communication system designer to define a placeholder for an adaptive ECU in the scope of the `System` (the `MachineDesign` corresponds to the `EcuInstance` of AUTOSAR classic).

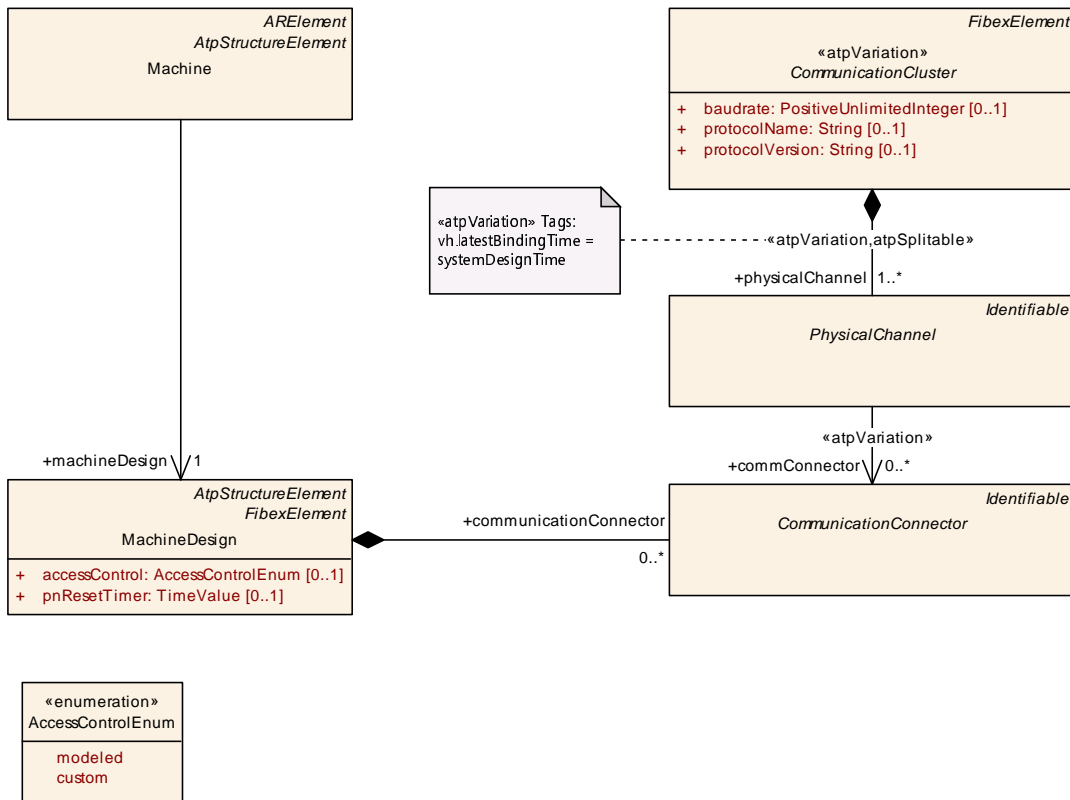


Figure 5.1: MachineDesign

Class	MachineDesign			
Package	M2::AUTOSARTemplates::AdaptivePlatform::SystemDesign			
Note	This meta-class represents the ability to define requirements on a Machine in the context of designing a system. Tags: atp.ManifestKind=MachineManifest atp.Status=draft atp.recommendedPackage=MachineDesigns			
Base	ARObject, AtpClassifier, AtpFeature, AtpStructureElement, CollectableElement, FibexElement, Identifiable, MultilanguageReferrable, PackageableElement, Referrable			
Attribute	Type	Mul.	Kind	Note
accessControl	AccessControlEnum	0..1	attr	This attribute defines how the access restriction to the Service Instance is defined.
communication Connector	Communication Connector	*	aggr	This aggregation defines the network connection of the machine. Tags: atp.Status=draft
pnResetTimer	TimeValue	0..1	attr	Specifies the runtime of the reset timer in seconds. This reset time is valid for the reset of PN requests.
serviceDiscover Config	ServiceDiscovery Configuration	*	aggr	Set of service discovery configuration settings that are defined on the machine for individual Communication Connectors. Tags: atp.Status=draft

Table 5.2: MachineDesign

[TPS_MANI_03209]{DRAFT} **The meaning of `MachineDesign.accessControl`**
 [The `MachineDesign.accessControl` defines whether the access control is defined by AUTOSAR means in the Application Design with `receiverCapability` (see [TPS_MANI_01106]) and `senderCapability` (see [TPS_MANI_01107]) or by a custom lists that are created by a non-AUTOSAR process.] (*RS_MANI_00034*)

Enumeration	AccessControlEnum
Package	M2::AUTOSARTemplates::AdaptivePlatform::ServiceInstanceManifest::ServiceInstanceDeployment
Note	This enumeration describes the options for the definition of access restriction to resources. Tags: atp.Status=draft
Literal	Description
custom	The access restriction to the resource is defined by a non-AUTOSAR process. Tags: atp.EnumerationValue=1
modeled	The access restriction to the resource is modeled in the AUTOSAR Application Design model or the AUTOSAR Deployment model. Tags: atp.EnumerationValue=0

Table 5.3: AccessControlEnum

5.2.1 Network connection

One of the most prominent information defined in the context of the `MachineDesign` is the network connectivity. Since the *AUTOSAR adaptive platform* focuses on the usage of Ethernet for communication, this boils down to the specification of IP addresses.

Specifically, the basic definition of the connectivity of a `MachineDesign` is created by aggregating the abstract base-class `CommunicationConnector` in the role `communicationConnector`. The specific subclass of `CommunicationConnector` that is used in this context is the `EthernetCommunicationConnector`.

The `EthernetCommunicationConnector` is used to connect the `MachineDesign` with a `VLAN` that is represented in AUTOSAR by a `EthernetPhysicalChannel` that is part of an `EthernetCluster`.

Class	<code>PhysicalChannel</code> (abstract)			
Package	M2::AUTOSARTemplates::SystemTemplate::Fibex::FibexCore::CoreTopology			
Note	This element represents a physical connection (in case of CAN, FlexRay, LIN) or a logical connection (VLAN in case of Ethernet) between communicating devices.			
Base	<code>ARObject</code> , <code>Identifiable</code> , <code>MultilanguageReferrable</code> , <code>Referrable</code>			
Subclasses	<code>AbstractCanPhysicalChannel</code> , <code>EthernetPhysicalChannel</code> , <code>FlexrayPhysicalChannel</code> , <code>LinPhysicalChannel</code> , <code>UserDefinedPhysicalChannel</code>			
Attribute	Type	Mul.	Kind	Note





Class	<i>PhysicalChannel</i> (abstract)			
comm Connector	Communication Connector	*	ref	Reference to the ECUInstance via a Communication Connector to which the channel is connected. atpVariation: Variable assignment of Physical Channels to different CommunicationConnectors is expressed with this variation. Stereotypes: atpVariation Tags: vh.latestBindingTime=postBuild

Table 5.4: PhysicalChannel

Class	«atpVariation» EthernetCluster			
Package	M2::AUTOSARTemplates::SystemTemplate::Fibex::Fibex4Ethernet::EthernetTopology			
Note	Ethernet-specific cluster attributes. Tags: atp.ManifestKind=MachineManifest atp.recommendedPackage=CommunicationClusters			
Base	<i>ARObject</i> , <i>CollectableElement</i> , <i>CommunicationCluster</i> , <i>FibexElement</i> , <i>Identifiable</i> , <i>Multilanguage Referrable</i> , <i>PackageableElement</i> , <i>Referrable</i>			
Attribute	Type	Mul.	Kind	Note
couplingPort Connection	CouplingPort Connection	*	aggr	Specification of connections between CouplingElements and EcuInstances. Stereotypes: atpSplitable; atpVariation Tags: atp.Splitkey=couplingPortConnection, variation Point.shortLabel vh.latestBindingTime=postBuild
couplingPort SwitchoffDelay	TimeValue	0..1	attr	Switch off delay for CouplingPorts in seconds. It denotes the delay of switching off couplingPorts after the request to switch off a couplingPort was issued. (e.g. switch off of Ethernet switch ports).
macMulticast Group	MacMulticastGroup	*	aggr	MacMulticastGroup that is defined for the Subnet (EthernetCluster).

Table 5.5: EthernetCluster

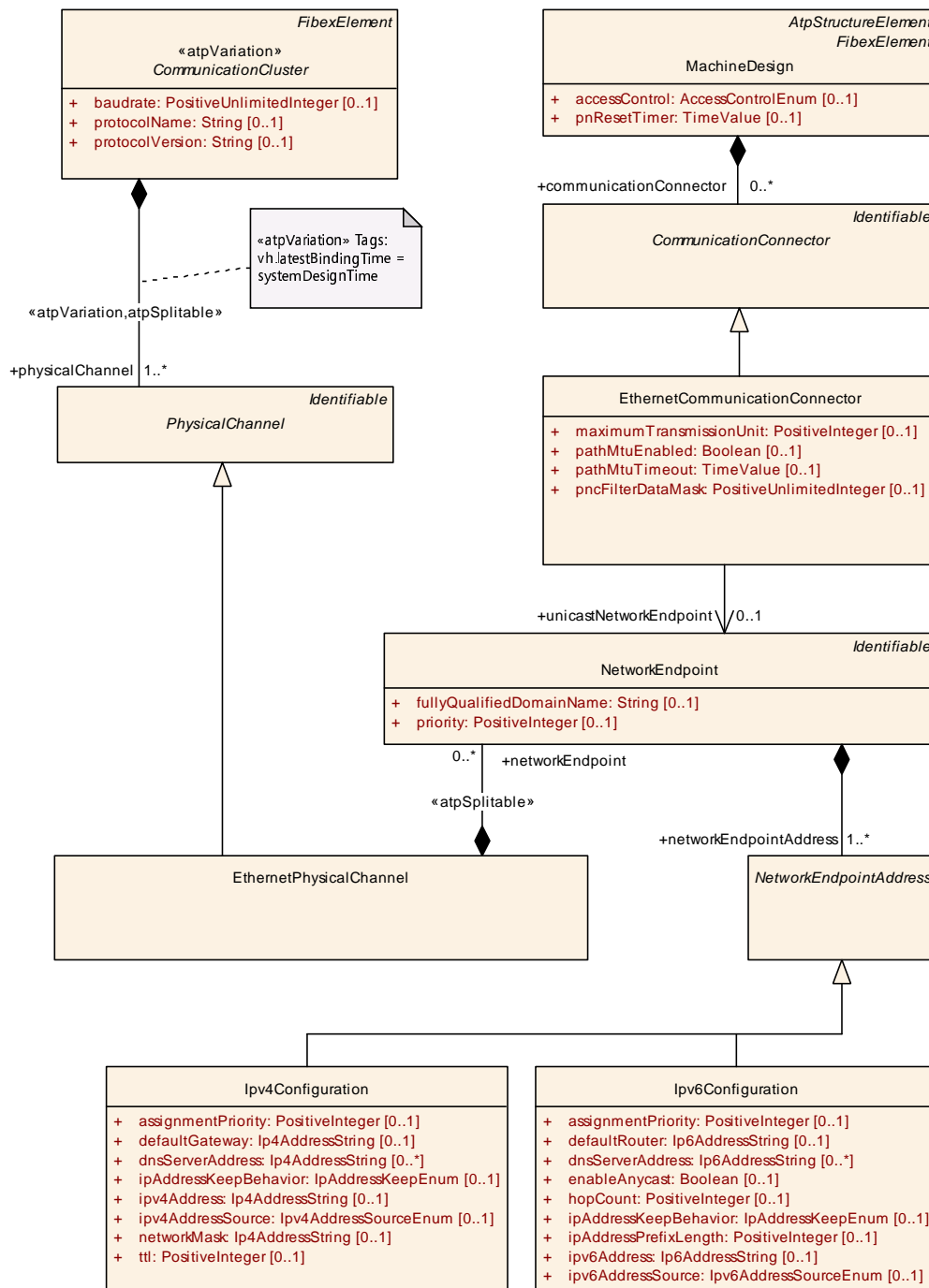


Figure 5.2: Network connection of a MachineDesign

[constr_3320]{DRAFT} Aggregation of CommunicationConnector by MachineDesign [Meta-Class MachineDesign shall only aggregate EthernetCommunicationConnectors in the role communicationConnector. No other subclass of CommunicationConnector shall appear in this aggregation.]()

The canonical way to specify an IP address is the modeling of a NetworkEndpoint, referenced from an EthernetCommunicationConnector that is aggregated by MachineDesign in the role communicationConnector.

In addition to the IP address, the `NetworkEndpoint` may have a *Fully Qualified Domain Name* and a priority.

Class	NetworkEndpoint			
Package	M2::AUTOSARTemplates::SystemTemplate::Fibex::Fibex4Ethernet::EthernetTopology			
Note	The network endpoint defines the network addressing (e.g. IP-Address or MAC multicast address). Tags: atp.ManifestKind=MachineManifest			
Base	<i>ARObject</i> , <i>Identifiable</i> , <i>MultilanguageReferrable</i> , <i>Referrable</i>			
Attribute	Type	Mul.	Kind	Note
fullyQualifiedDomainName	String	0..1	attr	Defines the fully qualified domain name (FQDN) e.g. some.example.host.
ipSecConfig	IPSecConfig	0..1	aggr	Optional IPSec configuration that provides security services for IP packets. Tags: atp.Status=draft
networkEndpointAddress	NetworkEndpointAddress	1..*	aggr	Definition of a Network Address. Tags: xml.name Plural=NETWORK-ENDPOINT-ADDRESSES
priority	PositiveInteger	0..1	attr	Defines the frame priority where values from 0 (best effort) to 7 (highest) are allowed.

Table 5.6: NetworkEndpoint

More precisely, the particular IP address is configured by means of the aggregation of `Ipv4Configuration` or `Ipv6Configuration` in the role `networkEndpointAddress`.

The `NetworkEndpoint` is aggregated by the `EthernetPhysicalChannel` that in turn is aggregated by the `EthernetCluster`.

Please note that the reference `commConnector` from the `EthernetPhysicalChannel` to the `CommunicationConnector` is optional although the lower multiplicity in the model is 1. The multiplicity of 1 is related to AUTOSAR Classic Platform and will be changed in future.

[TPS_MANI_03052]{DRAFT} Static IPv4 configuration [If the value of attribute `ipv4AddressSource` of meta-class `Ipv4Configuration` is set to `Ipv4AddressSourceEnum.fixed` then the `ipv4Address` defines the static IPv4 Address.]([RS_MANI_00018](#))

Class	Ipv4Configuration			
Package	M2::AUTOSARTemplates::SystemTemplate::Fibex::Fibex4Ethernet::EthernetTopology			
Note	Internet Protocol version 4 (IPv4) configuration.			
Base	<i>ARObject</i> , <i>NetworkEndpointAddress</i>			
Attribute	Type	Mul.	Kind	Note
assignmentPriority	PositiveInteger	0..1	attr	Priority of assignment (1 is highest). If a new address from an assignment method with a higher priority is available, it overwrites the IP address previously assigned by an assignment method with a lower priority.





Class	Ipv4Configuration			
defaultGateway	Ip4AddressString	0..1	attr	IP address of the default gateway.
dnsServer Address	Ip4AddressString	*	attr	IP addresses of preconfigured DNS servers. Tags: xml.namePlural=DNS-SERVER-ADDRESSES
ipAddressKeep Behavior	IpAddressKeepEnum	0..1	attr	Defines the lifetime of a dynamically fetched IP address.
ipv4Address	Ip4AddressString	0..1	attr	IPv4 Address. Notation: 255.255.255.255. The IP Address shall be declared in case the ipv4Address Source is FIXED and thus no auto-configuration mechanism is used.
ipv4Address Source	Ipv4AddressSourceEnum	0..1	attr	Defines how the node obtains its IP address.
networkMask	Ip4AddressString	0..1	attr	Network mask. Notation 255.255.255.255
tll	PositiveInteger	0..1	attr	Lifespan of data (0..255). The purpose of the TimeToLive field is to avoid a situation in which an undeliverable datagram keeps circulating on a system.

Table 5.7: Ipv4Configuration

Enumeration	Ipv4AddressSourceEnum
Package	M2::AUTOSARTemplates::SystemTemplate::Fibex::Fibex4Ethernet::EthernetTopology
Note	Defines how the node obtains its IPv4-Address.
Literal	Description
autolp	AutoIP is used to dynamically assign IP addresses at device startup. Tags: atp.EnumerationValue=0
autolp_doip	Linklocal IPv4 Address Assignment using DoIP Parameters Tags: atp.EnumerationValue=2
dhcpv4	DHCP is a service for the automatic IP configuration of a client. Tags: atp.EnumerationValue=3
fixed	The IP Address shall be declared manually. Tags: atp.EnumerationValue=4

Table 5.8: Ipv4AddressSourceEnum

[TPS_MANI_03053]{DRAFT} **Static IPv6 configuration** [If the value of attribute [ipv6AddressSource](#) of meta-class [Ipv6Configuration](#) is set to [Ipv6AddressSourceEnum.fixed](#) then the [ipv6Address](#) defines the static IPv6 Address.]([RS_MANI_00018](#))

Class	Ipv6Configuration			
Package	M2::AUTOSARTemplates::SystemTemplate::Fibex::Fibex4Ethernet::EthernetTopology			
Note	Internet Protocol version 6 (IPv6) configuration.			
Base	ARObject , NetworkEndpointAddress			
Attribute	Type	Mul.	Kind	Note





<i>Class</i>	Ipv6Configuration			
assignment Priority	PositiveInteger	0..1	attr	Priority of assignment (1 is highest). If a new address from an assignment method with a higher priority is available, it overwrites the IP address previously assigned by an assignment method with a lower priority.
defaultRouter	Ip6AddressString	0..1	attr	IP address of the default router.
dnsServer Address	Ip6AddressString	*	attr	IP addresses of pre configured DNS servers. Tags: xml.namePlural=DNS-SERVER-ADDRESSES
enableAnycast	Boolean	0..1	attr	This attribute is used to enable anycast addressing (i.e. to one of multiple receivers).
hopCount	PositiveInteger	0..1	attr	The distance between two hosts. The hop count n means that n gateways separate the source host from the destination host (Range 0..255)
ipAddressKeep Behavior	IpAddressKeepEnum	0..1	attr	Defines the lifetime of a dynamically fetched IP address.
ipAddressPrefix Length	PositiveInteger	0..1	attr	IPv6 prefix length defines the part of the IPv6 address that is the network prefix.
ipv6Address	Ip6AddressString	0..1	attr	IPv6 Address. Notation: FFFF::...:FFFF. The IP Address shall be declared in case the ipv6Address Source is FIXED and thus no auto-configuration mechanism is used.
ipv6Address Source	Ipv6AddressSourceEnum	0..1	attr	Defines how the node obtains its IP address.

Table 5.9: Ipv6Configuration

<i>Enumeration</i>	Ipv6AddressSourceEnum
Package	M2::AUTOSARTemplates::SystemTemplate::Fibex::Fibex4Ethernet::EthernetTopology
Note	Defines how the node obtains its IPv6-Address.
Literal	Description
dhcpv6	DHCP is a service for the automatic IP configuration of a client. Tags: atp.EnumerationValue=0
fixed	The IP Address shall be declared manually. Tags: atp.EnumerationValue=1
linkLocal	LinkLocal is intended only for communications within the segment of a local network (a link) or a point-to-point connection that a host is connected to. Tags: atp.EnumerationValue=2
linkLocal_doip	Linklocal IPv6 Address Assignment using DoIP Parameters Tags: atp.EnumerationValue=3
router Advertisement	IPv6 Stateless Autoconfiguration. Tags: atp.EnumerationValue=4

Table 5.10: Ipv6AddressSourceEnum

<i>Enumeration</i>	IpAddressKeepEnum
Package	M2::AUTOSARTemplates::SystemTemplate::Fibex::Fibex4Ethernet::EthernetTopology
Note	Defines the behavior after a dynamic IP address has been assigned.
Literal	Description
forget	After a dynamic IP address has been assigned just use it for this session. Tags: atp.EnumerationValue=0
storePersistently	After a dynamic IP address has been assigned store the address persistently. Tags: atp.EnumerationValue=1

Table 5.11: IpAddressKeepEnum

5.2.2 Securing Communication with IPsec

IPsec is a protocol suite that provides cryptographic protection for IP datagrams in IPv4 and IPv6 network packets.

IPsec uses a security association to specify security properties that are shared between the communicating parties. The security association defines a relationship between two or more parties and determines which security services will be used to communicate securely. In other words the security association serves as a “contract” between the different devices.

A single security association protects data in one communication direction. Two security associations must be present to secure traffic in both directions. Each security association can provide encryption, data integrity and data authentication.

In addition the senders and receivers of IP datagrams can determine the required protection for an IP packet according to IPsec security policies. These are rules that define how datagrams are processed that are received by a device. For example, security policies are used to decide if a particular packet needs to be dropped or needs to be processed by IPsec.

[TPS_MANI_03203]{DRAFT} Configuration of IPsec [The `IPSecConfig` meta-class that is aggregated by a `NetworkEndpoint` in the role `ipSecConfig` provides the ability to define IPsec settings that are necessary to configure IPsec security associations and IPsec security policies.]([RS_MANI_00036](#))

[TPS_MANI_03204]{DRAFT} Definition of IPSecRules [The `IPSecConfig` meta-class may contain one or several `IPSecRules`. Each `IPSecRule` defines the network connection that is monitored by IPsec by defining the local endpoint and the remote endpoint. Each endpoint is defined by the IP Address and the Tcp/Udp Port. The communication direction for which the `IPSecRule` is valid is defined by the `direction` attribute.]([RS_MANI_00036](#))

Class	IPSecConfig			
Package	M2::AUTOSARTemplates::AdaptivePlatform::SystemDesign			
Note	IPSec is a protocol that is designed to provide "end-to-end" cryptographically-based security for IP network connections. Tags: atp.Status=draft			
Base	ARObject			
Attribute	Type	Mul.	Kind	Note
ipSecRule	IPSecRule	*	aggr	IPSec rules and filters that are defined in the IPSecConfig for a specific NetworkEndpoint. Tags: atp.Status=draft

Table 5.12: IPSecConfig

Class	IPSecRule			
Package	M2::AUTOSARTemplates::AdaptivePlatform::SystemDesign			
Note	This element defines an IPSec rule that describes communication traffic that is monitored, protected and filtered. Tags: atp.Status=draft			
Base	ARObject, Identifiable , MultilanguageReferrable , Referrable			
Attribute	Type	Mul.	Kind	Note
ahCipherSuite Name	String	*	attr	AH (Authentication Header) algorithm to be used for the connection, e.g. sha1-sha256-modp1024.
connectionType	IPSecConnectionType Enum	1	attr	This attribute defines the type of the connection.
direction	Communication DirectionType	0..1	attr	This attribute defines the direction in which the traffic is monitored. If this attribute is not set a bidirectional traffic monitoring is assumed.
espCipherSuite Name	String	*	attr	ESP (Encapsulating Security Payload) algorithm that provides encryption and optional authentication for the connection, e.g. aes128-sha256.
ike Authentication Method	IkeAuthentication MethodEnum	0..1	attr	This attribute defines the IKE authentication method that is used locally and is expected on the remote side.
rekeyInterval	TimeValue	0..1	attr	This attribute provides the information how long (in seconds) the Security Association (SA) defined by this IPSecRule shall be used.
remoteIp Address	NetworkEndpoint	*	ref	Definition of the remote NetworkEndpoint. With this reference the connection between the local NetworkEndpoint and the remote NetworkEndpoint is described on which the traffic is monitored. Tags: atp.Status=draft
tcpLocalPort	PositiveInteger	0..1	attr	This attribute restricts the traffic monitoring to tcp and a defined local port. LocalPort = 0 means ANY.
tcpRemotePort	PositiveInteger	0..1	attr	This attribute restricts the traffic monitoring to tcp and a defined remote port. LocalPort = 0 means ANY.
udpLocalPort	PositiveInteger	0..1	attr	This attribute restricts the traffic monitoring to udp and a defined local port. LocalPort = 0 means ANY.





Class	IPSecRule			
udpRemotePort	PositiveInteger	0..1	attr	This attribute restricts the traffic monitoring to udp and a defined remote port. LocalPort = 0 means ANY.

Table 5.13: IPSecRule

Enumeration	IkeAuthenticationMethodEnum
Package	M2::AUTOSARTemplates::AdaptivePlatform::SystemDesign
Note	This enumeration describes the supported IKE authentication methods. Tags: atp.Status=draft
Literal	Description
dsa	Digital Signature Authentication Tags: atp.EnumerationValue=2
psk	Pre-shared key authentication Tags: atp.EnumerationValue=1

Table 5.14: IkeAuthenticationMethodEnum

Enumeration	IPSecConnectionTypeEnum
Package	M2::AUTOSARTemplates::AdaptivePlatform::SystemDesign
Note	This enumeration describes the supported IPSec connection types. Tags: atp.Status=draft
Literal	Description
drop	Signifying that packets should be discarded Tags: atp.EnumerationValue=3
passthrough	Signifying that no IPsec processing should be done at all. Tags: atp.EnumerationValue=2
reject	Signifying that packets should be discarded and a diagnostic ICMP returned. Tags: atp.EnumerationValue=4
transport	Signifying that the IPSec transport mode is used. With the transport mode the original IP header is retained and only the IP payload and ESP trailer is encrypted. Tags: atp.EnumerationValue=1
tunnel	Signifying that the IPSec tunnel mode is used. With tunnel mode, the entire original IP packet is protected by IPsec. This means IPsec wraps the original packet, encrypts it, adds a new IP header and sends it to the other side. Tags: atp.EnumerationValue=0

Table 5.15: IPSecConnectionTypeEnum

[TPS_MANI_03205]{DRAFT} **IPsec connection type** [The `IPSecRule.connectionType` attribute defines how IP packets are handled that are going over the network connection defined by the `IPSecRule`. In detail it defines whether the IP packet is processed by IPsec or not. If processed it defines whether the IPsec transport mode or the IPsec tunnel mode is used.] ([RS_MANI_00036](#))

IPsec can be configured to operate in two different modes, Tunnel and Transport mode. With tunnel mode, the entire IP packet is protected by IPsec. IPsec wraps the original

packet, encrypts it and adds a new IP header to it. The tunnel mode is most commonly used between VPN gateways and the IP addresses of the newly added outer IP header are that of the VPN Gateways. In other words the traffic between the two VPN Gateways is protected and each gateway acts as a proxy for the hosts behind it.

The transport mode provides the protection of the Data Payload of the IP datagram with an AH or ESP header. The IP Header remains the same and IPsec inserts its header between the IP header and the upper level headers. The IPsec transport mode can be used when securing traffic between two hosts or between a host and a VPN gateway.

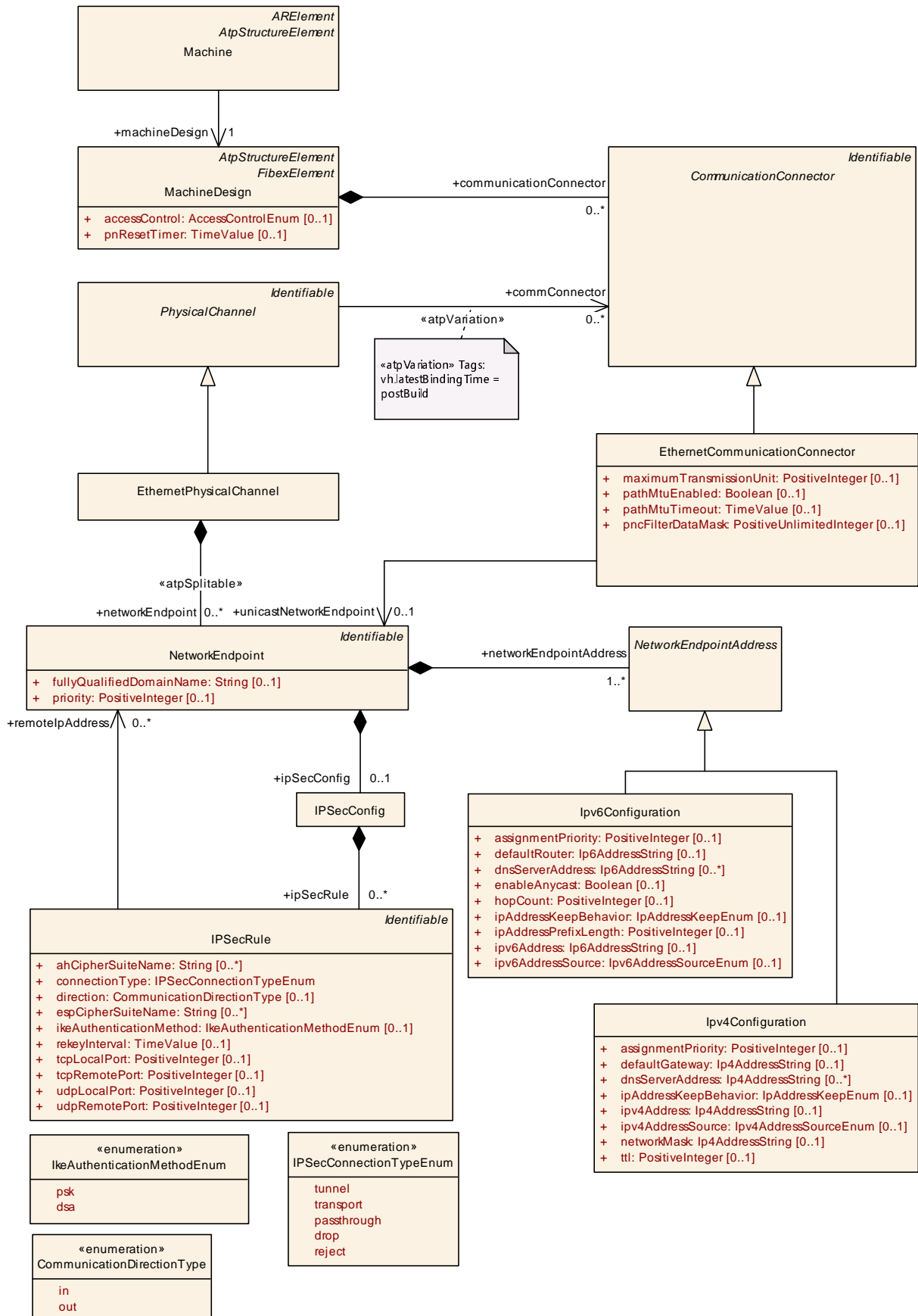


Figure 5.3: IPsec configuration model

IPsec uses two protocols:

- AH - Authentication Header
- ESP - Encapsulating Security Payload

The AH protocol provides a mechanism for authentication only and authenticates the entire IP packet, including the outer IP header.

The ESP protocol provides data confidentiality (encryption) and authentication (data integrity, data origin authentication, and replay protection).

When ESP is used in transport mode, the IP payload is encrypted and the original IP header is moved to the front of the message. The ESP header is inserted after the IP header and is signed together with the IP payload. The original IP header remains unprotected.

When ESP is used in tunnel mode a new IP Header is created and the ESP header is added in front of the original IP Packet. The entire original IP packet is encrypted and signed in this mode.

[TPS_MANI_03206]{DRAFT} IPsec AH and ESP protocol configuration [In the [IPSecRule](#) it is possible to define the IPsec protocol that shall be used to protect IP packets that are going over the defined network connection. The usage of the attributes [ahCipherSuiteName](#) and [espCipherSuiteName](#) defines whether AH or ESP is used. In addition the attributes define the AH and ESP algorithms that are used.]([RS_MANI_00036](#))

[TPS_MANI_03207]{DRAFT} IPsec Internet Key Exchange protocol configuration [In the [IPSecRule](#) it is possible to define how IKE protocol authenticates other party. The usage of the attribute [ikeAuthenticationMethod](#) defines whether Digital Signature Authentication or pre-shared key is used. In addition the attribute [rekeyInterval](#) provides information how long a Security Association (SA) shall be used.]([RS_MANI_00036](#))

[TPS_MANI_03208]{DRAFT} Protection of [AdaptivePlatformServiceInstance](#) by IPsec [To describe the protection of an [AdaptivePlatformServiceInstance](#) by IPsec the [AdaptivePlatformServiceInstance](#) needs to be mapped by a [ServiceInstanceToMachineMapping](#) to an [EthernetCommunicationConnector](#) that points with the [unicastNetworkEndpoint](#) to a [NetworkEndpoint](#) that aggregates the [IPSecConfig](#) that in turn describes IPsec Security Associations.]([RS_MANI_00036](#))

Please note that IP Multicast protection by IPsec is not supported. It is by intention not possible to model the IPsec protection of IP Multicast communication since the IP Multicast address is defined in the [SomeipServiceInstanceToMachineMapping](#) by the two attributes [ipv4MulticastIpAddress](#) and [ipv6MulticastIpAddress](#). The [NetworkEndpoint](#) element is used for description of IP Unicast Endpoints only. This means that only the IP Unicast communication of an [AdaptivePlatformServiceInstance](#) that is described according to [\[TPS_MANI_03208\]](#) will be protected by IPsec.

5.2.3 Service Discovery Configuration

Service Discovery messages are exchanged between network nodes to announce and to discover available service instances. This chapter describes the configuration that is necessary to exchange service discovery messages for supported middleware transport layers.

Class	<i>ServiceDiscoveryConfiguration</i> (abstract)			
Package	M2::AUTOSARTemplates::AdaptivePlatform::MachineManifest			
Note	Service Discovery configuration settings for the middleware transport layer. Tags: atp.ManifestKind=MachineManifest atp.Status=draft			
Base	<i>ARObject</i>			
Subclasses	SomeipServiceDiscovery			
Attribute	Type	Mul.	Kind	Note
—	—	—	—	—

Table 5.16: ServiceDiscoveryConfiguration

5.2.3.1 SOME/IP Service Discovery Configuration

[TPS_MANI_03064]{DRAFT} SOME/IP Service Discovery message exchange configuration [[ProvidedServiceInstances](#) are announced in SOME/IP by the server with multicast addressing on a [VLAN](#) to a specifically designated IP multicast address ([SomeipServiceDiscovery.multicastSdIpAddress](#)) at a specific UDP port number ([SomeipServiceDiscovery.someipServiceDiscoveryPort](#)).]([RS_MANI_00019](#))

[constr_5045]{DRAFT} Only one [SomeipServiceDiscovery](#) configuration per VLAN is allowed [Only a single [NetworkEndpoint](#) on an [EthernetPhysicalChannel](#) (VLAN) is allowed to be referenced by a [SomeipServiceDiscovery](#) element in the role [multicastSdIpAddress](#).]()

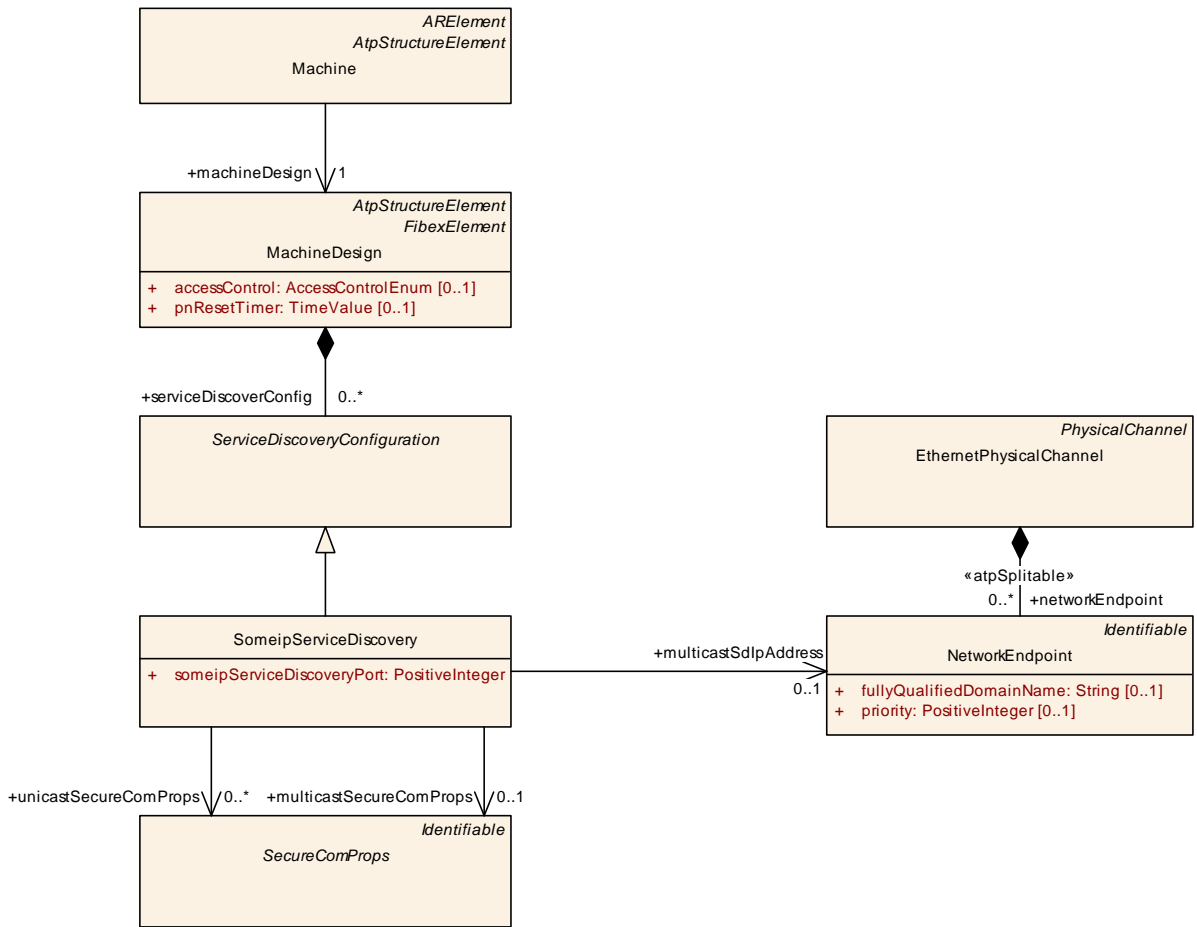


Figure 5.4: SOME/IP Service Discovery Configuration

Class	SomeipServiceDiscovery			
Package	M2::AUTOSARTemplates::AdaptivePlatform::ServiceInstanceManifest::ServiceInterfaceDeployment			
Note	This meta-class represents a specialization of the generic service discovery for the SOME/IP case. Tags: atp.ManifestKind=MachineManifest atp.Status=draft			
Base	ARObject, ServiceDiscoveryConfiguration			
Attribute	Type	Mul.	Kind	Note
multicastSdIp Address	NetworkEndpoint	0..1	ref	This reference identifies the multicast IP address used for service discovery. Tags: atp.Status=draft
multicastSecure ComProps	SecureComProps	0..1	ref	Reference to a communication security protocol and its configuration settings that will provide communication security for Service Discovery messages that are transmitted using multicast, e.g. FindService message. Tags: atp.Status=draft
someipService DiscoveryPort	PositiveInteger	1	attr	This attribute represents the port number reserved for service discovery.





Class	SomeipServiceDiscovery			
unicastSecureComProps	SecureComProps	*	ref	Reference to a communication security protocol and its configuration settings that will provide communication security for Service Discovery messages that are transmitted using unicast, e.g. OfferService as answer to a FindService message. . Tags: atp.Status=draft

Table 5.17: SomeipServiceDiscovery

The [SomeipServiceDiscovery](#) is able to reference [SecureComProps](#) to define and to configure a security protocol that will be provide communication security for Service Discovery messages. For Service Discovery messages that will be transmitted to a designated multicast IP address the protection is defined by the [SecureComProps](#) that is referenced in the role [multicastSecureComProps](#). For unicast Service Discovery messages different credentials may be used for the different ECU pairs. Therefore a list of [SecureComProps](#) is aggregated in the role [unicastSecureComProps](#).

5.2.4 Partial Network

AUTOSAR supports power saving during vehicle operation time with the partial networking mechanism. This mechanism allows to shut down and startup the bus communication interfaces of groups of ECUs (Partial Network Cluster) during normal bus communication. On the VFB Level Partial Networks are represented by Virtual Function Clusters and are described with [PortGroups](#). The Virtual Function Cluster groups the communication necessary to realize one or more vehicle functions that can become activated/deactivated during normal vehicle operation. The Virtual Function Clusters are mapped onto Partial Network Clusters.

[TPS_MANI_03224]{DRAFT} Modeling of a Partial Network Cluster [A Partial Network Cluster is modeled with the [PncMapping](#) element and is identified by the [pncIdentifier](#). The [PncMapping](#) defines the collection of [AdaptivePlatformServiceInstances](#) that are participating in the partial network with the [PncMapping.serviceInstance](#) reference.]([RS_MANI_00062](#))

[TPS_MANI_03225]{DRAFT} References to vlans in [PncMapping](#) [An [EthernetCommunicationConnector](#) may be referenced directly by a given [PncMapping](#) in the role [physicalChannel](#) and also by a [ServiceInstanceToMachineMapping](#) that maps an [AdaptivePlatformServiceInstance](#) to a [EthernetCommunicationConnector](#) that in turn is referenced by the same [PncMapping](#) in the role [serviceInstance](#).]([RS_MANI_00062](#))

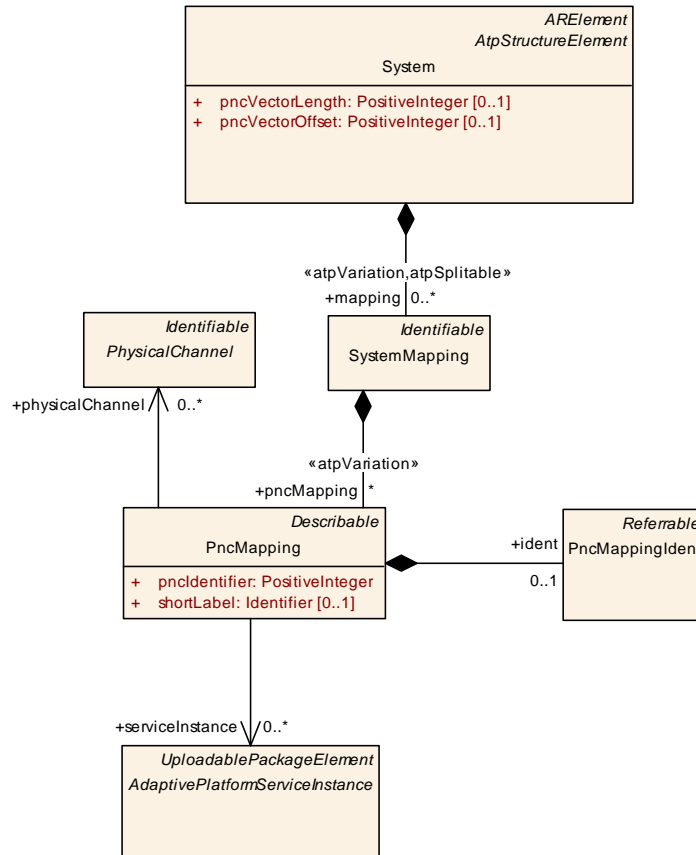


Figure 5.5: PncMapping with collection of ServiceInstances that are participating in the Partial Network Cluster

Class	SystemMapping			
Package	M2::AUTOSARTemplates::SystemTemplate			
Note	The system mapping aggregates all mapping aspects that are relevant in the System Description.			
Base	ARObject, Identifiable, MultilanguageReferrable, Referrable			
Attribute	Type	Mul.	Kind	Note
pncMapping	PncMapping	*	aggr	Mappings between Virtual Function Clusters and Partial Network Clusters. Stereotypes: atpVariation Tags: vh.latestBindingTime=systemDesignTime

Table 5.18: SystemMapping

Class	PncMapping
Package	M2::AUTOSARTemplates::SystemTemplate::PncMapping
Note	Describes a mapping between one or several Virtual Function Clusters onto Partial Network Clusters. A Virtual Function Cluster is realized by a PortGroup. A Partial Network Cluster is realized by one or more ServiceInstances.
Base	ARObject, Describable





Class		PncMapping		
Attribute	Type	Mul.	Kind	Note
ident	PncMappingIdent	0..1	aggr	This adds the ability to become referable to PncMapping.
physical Channel	PhysicalChannel	*	ref	This reference maps the partial network to a communication channel.
pnclIdentifier	PositiveInteger	1	attr	Identifier of the Partial Network Cluster. This number represents the absolute bit position of this Partial Network Cluster in the NM Pdu.
serviceInstance	AdaptivePlatform ServiceInstance	*	ref	Reference to ServiceInstances that are participating in a Partial Network Cluster. Tags: atp.Status=draft
shortLabel	Identifier	0..1	attr	This attribute specifies an identifying shortName for the PncMapping. It shall be unique in the System scope.
vfc	PortGroup	*	iref	Virtual Function Cluster to be mapped onto a Partial Network Cluster. This reference is optional in case that the System Description doesn't use a complete Software Component Description (VFB View). This supports the inclusion of legacy systems.

Table 5.19: PncMapping

5.3 Specification of Application Software System Structure

The root element of a System Design model is the [System](#) element that is already known from the AUTOSAR classic platform. The [System](#) aggregates the [RootSwCompositionPrototype](#) that represents the top-level-composition of all software components that are available in a given system.

[TPS_MANI_03110]{DRAFT} Allowed components in system description with category [SYSTEM_DESIGN_DESCRIPTION](#). [[SwComponentPrototypes](#) nested inside the [CompositionSwComponentType](#) that is referenced by the [RootSwCompositionPrototype](#) of a [System](#) with category [SYSTEM_DESIGN_DESCRIPTION](#) are allowed to be of any [SwComponentType](#) that is supported by Classic or by Adaptive Autosar.]([RS_MANI_00026](#))

Class		RootSwCompositionPrototype
Package	M2::AUTOSARTemplates::SystemTemplate	
Note	<p>The RootSwCompositionPrototype represents the top-level-composition of software components within a given System. According to the use case of the System, this may for example be the a more or less complete VFB description, the software of a System Extract or the software of a flat ECU Extract with only atomic SWCs.</p> <p>Therefore the RootSwComposition will only occasionally contain all atomic software components that are used in a complete VFB System. The OEM is primarily interested in the required functionality and the interfaces defining the integration of the Software Component into the System. The internal structure of</p>	





Class	RootSwCompositionPrototype			
	<p style="text-align: center;">△</p> <p>such a component contains often substantial intellectual property of a supplier. Therefore a top-level software composition will often contain empty compositions which represent subsystems.</p> <p>The contained SwComponentPrototypes are fully specified by their SwComponentTypes (including Port Prototypes, PortInterfaces, VariableDataPrototypes, SwcInternalBehavior etc.), and their ports are interconnected using SwConnectorPrototypes.</p>			
Base	ARObject, AtpFeature, AtpPrototype, Identifiable, MultilanguageReferrable, Referrable			
Attribute	Type	Mul.	Kind	Note
software Composition	CompositionSw ComponentType	1	tref	<p>We assume that there is exactly one top-level composition that includes all Component instances of the system</p> <p>Stereotypes: isOfType</p>

Table 5.20: RootSwCompositionPrototype

If a Software Component communicates over the service oriented communication and provides or requires a [ServiceInterface](#) the opposite communication end is not always known upfront. In the [System](#) with [category SYSTEM_DESIGN_DESCRIPTION](#) a System Designer may want to indicate the service oriented communication between endpoints if it is already known at the System Design time.

[TPS_MANI_03114]{DRAFT} Usage of [AssemblySwConnectors](#) in the System Design model | In the [System](#) with [category SYSTEM_DESIGN_DESCRIPTION](#) it is allowed to indicate the service oriented communication between two communication endpoints by [AssemblySwConnectors](#) if the required [RPortPrototype](#) is searching for a specific service instance, i.e. if the [RPortPrototypeProps.searchBehavior](#) is set to [searchForId](#).

If the [searchBehavior](#) is set to [searchForAny](#) the [AssemblySwConnector](#) shall not be used to connect this [RPortPrototype](#). |(RS_MANI_00026)

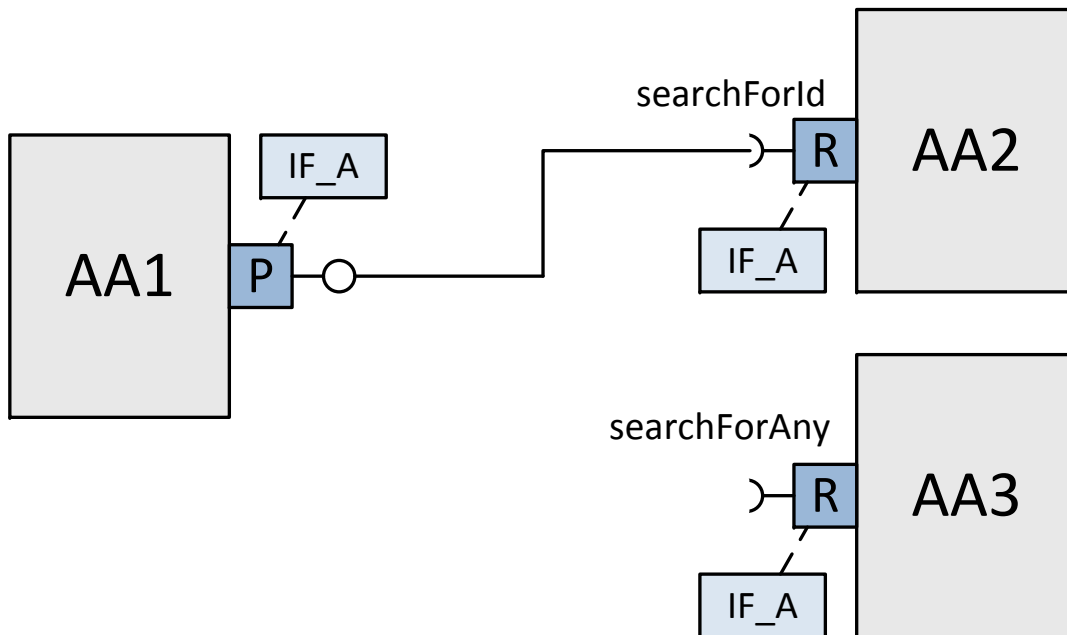


Figure 5.6: Example for Assembly connectors in System Design model

5.4 Modeling of service oriented communication between Classic and Adaptive platform

AUTOSAR classic platform does not support [ServiceInterfaces](#) yet but provides the possibility to communicate in a service oriented way over SOME/IP. To mimic a [ServiceInterface](#) in the classic platform any combination of [ClientServerInterfaces](#), [SenderReceiverInterfaces](#) or [TriggerInterfaces](#) may be used to describe a service to which later a SOME/IP Service Id is assigned.

To simplify the description of the service oriented communication between Classic and Adaptive Software components in a System design model the [InterfaceMapping](#) was introduced that allows to map elements of [PortInterfaces](#) of the Classic Platform to a single [ServiceInterface](#) of the Adaptive Platform.

Class	InterfaceMappingSet
Package	M2::AUTOSARTemplates::AdaptivePlatform::SystemDesign
Note	This meta-class represents the ability to aggregate a collection of InterfaceMappings. Tags: atp.Status=draft atp.recommendedPackage=InterfaceMappingSets
Base	ARElement , ARObject , CollectableElement , Identifiable , MultilanguageReferrable , PackageableElement , Referrable





Class	InterfaceMappingSet			
Attribute	Type	Mul.	Kind	Note
interface Mapping	InterfaceMapping	*	aggr	Mapping of a ServiceInterface of the Adaptive Platform to PortInterface elements of the Classic Platform. Stereotypes: atpSplitable; atpVariation Tags: atp.Splitkey=shortName, variationPoint.shortLabel atp.Status=draft vh.latestBindingTime=systemDesignTime

Table 5.21: InterfaceMappingSet

Class	InterfaceMapping			
Package	M2::AUTOSARTemplates::AdaptivePlatform::SystemDesign			
Note	This meta-class collects the mappings of elements of a single ServiceInterface to PortInterface elements of the AUTOSAR Classic Platform. Tags: atp.Status=draft			
Base	ARObject, Identifiable , MultilanguageReferrable , Referrable			
Attribute	Type	Mul.	Kind	Note
eventMapping	EventMapping	*	aggr	Mapping of a VariableDataPrototype in a SenderReceiver Interface to an Event in a ServiceInterface. Tags: atp.Status=draft
fieldMapping	FieldMapping	*	aggr	Mapping of a Field in a ServiceInterface to ClientServer Operations that represent the getter and setter methods and to a VariableDataPrototype that represents the notifier in the Field. Tags: atp.Status=draft
fireAndForget Mapping	FireAndForgetMapping	*	aggr	Mapping of a Fire&Forget Method that is located in a ServiceInterface to a VariableDataPrototype in a Sender ReceiverInterface or to a Trigger in a TriggerInterface. Tags: atp.Status=draft
methodMapping	MethodMapping	*	aggr	Mapping of a ClientServerOperation in a ClientServer Interface to a Method in a ServiceInterface. Tags: atp.Status=draft

Table 5.22: InterfaceMapping

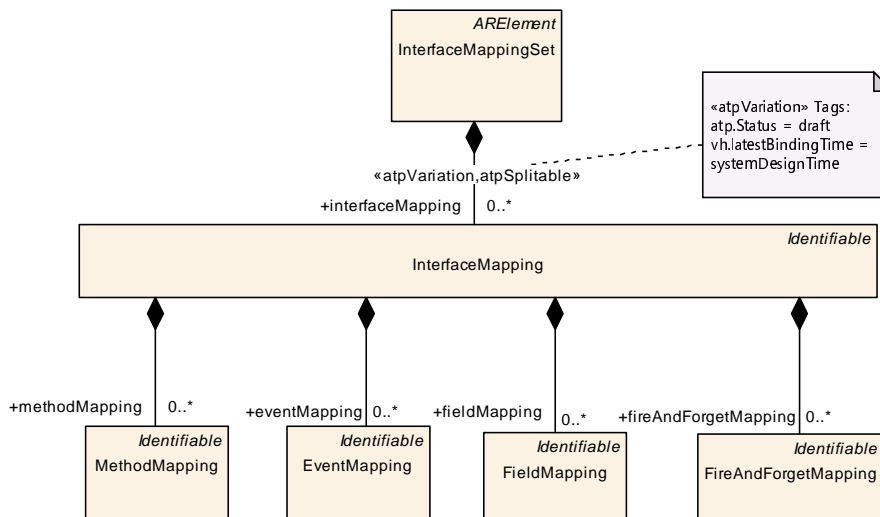


Figure 5.7: InterfaceMapping Overview

[constr_3370]{DRAFT} **InterfaceMapping** shall map all elements of a single **ServiceInterface** [The mappings that are included in an **InterfaceMapping** shall map all elements of a single **ServiceInterface** (i.e. **fields**, **events**, **methods**) to **PortInterface** elements of the classic platform.]()

Figure 5.8 shows a possible System Design modeling approach where Adaptive Applications are communicating in a service oriented way over SOME/IP with classic Software Components. SWC_1 requires a **ClientServerInterface** with a **ClientServerOperation** and a **SenderReceiverInterface** with a **VariableDataPrototype**. SWC_2 requires a **SenderReceiverInterface** with with a **VariableDataPrototype**. The three Interfaces are mapped by a **InterfaceMapping** to a single **ServiceInterface** IF_C. On the other side the Adaptive Applications AA1 and AA2 provide **ServiceInterfaces** IF_A and IF_B that are composed by a **ServiceInterfaceMapping** to IF_C.

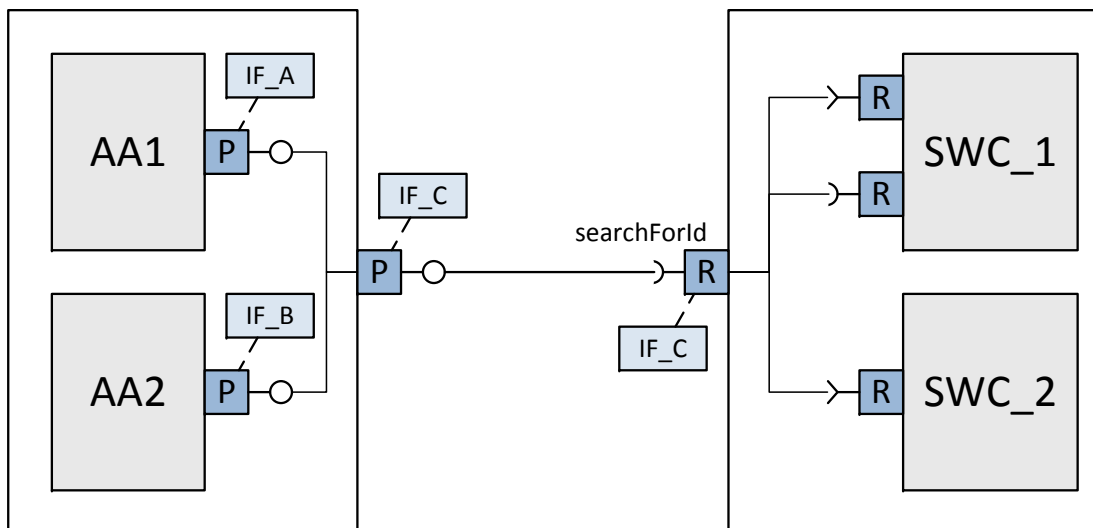


Figure 5.8: Example for a modeling of Service Oriented communication between Adaptive Applications and Software Components of the Classic Platform

5.4.1 MethodMapping

[TPS_MANI_03111]{DRAFT} **Mapping between method and operation** [The mapping between a **method** located in a **ServiceInterface** and a **operation** located in a **ClientServerInterface** is provided by the class **MethodMapping**.] (*RS_MANI_00026*)

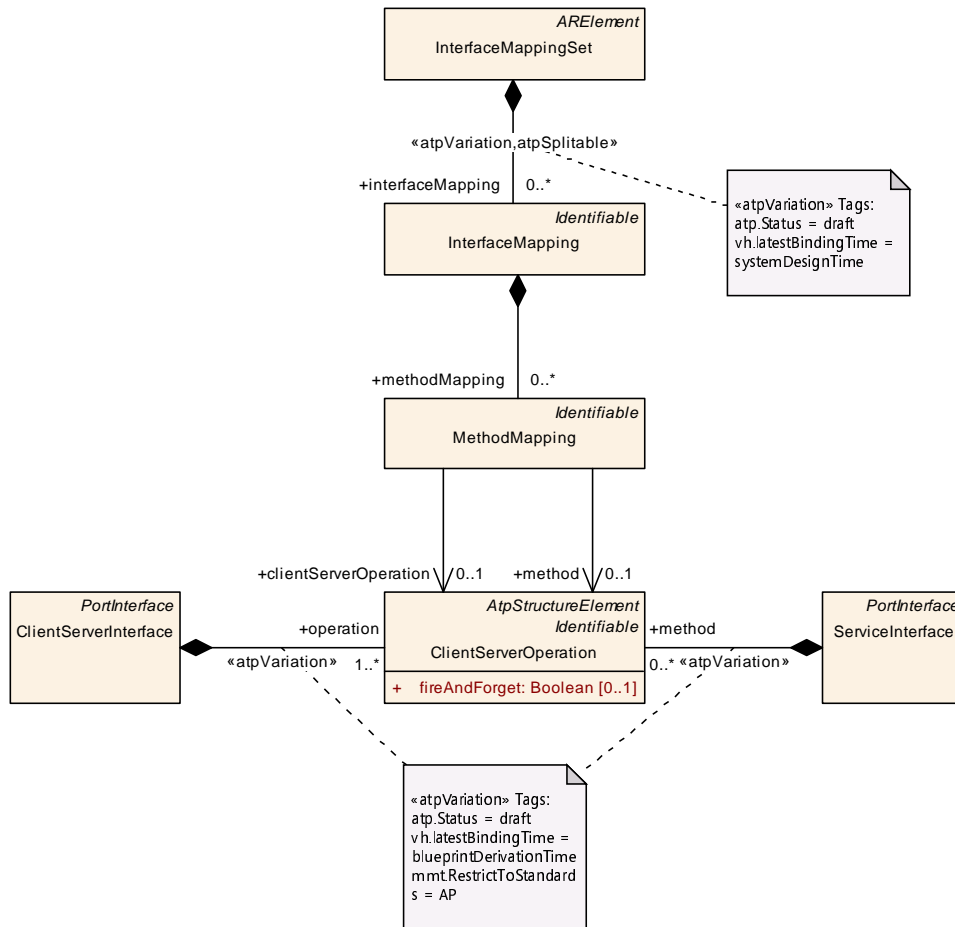


Figure 5.9: Mapping of a Method to a ClientServerOperation

Class	MethodMapping			
Package	M2::AUTOSARTemplates::AdaptivePlatform::SystemDesign			
Note	Mapping of a ClientServerOperation that is located in a ClientServerInterface to a Method that is located in a ServiceInterface. Tags: atp.Status=draft			
Base	ARObject, Identifiable, MultilanguageReferrable, Referrable			
Attribute	Type	Mul.	Kind	Note
clientServerOperation	ClientServerOperation	0..1	ref	Reference to a ClientSeverOperation that is located in a ClientSeverInterface. Tags: atp.Status=draft
method	ClientServerOperation	0..1	ref	Reference to a Method that is located in a Service Interface. Tags: atp.Status=draft

Table 5.23: MethodMapping

5.4.2 EventMapping

[TPS_MANI_03112]{DRAFT} Mapping between an **event** and a **dataElement** [The mapping between an **event** located in a **ServiceInterface** and a **dataElement** located in a **SenderReceiverInterface** is provided by the class **EventMapping**.](RS_MANI_00026)

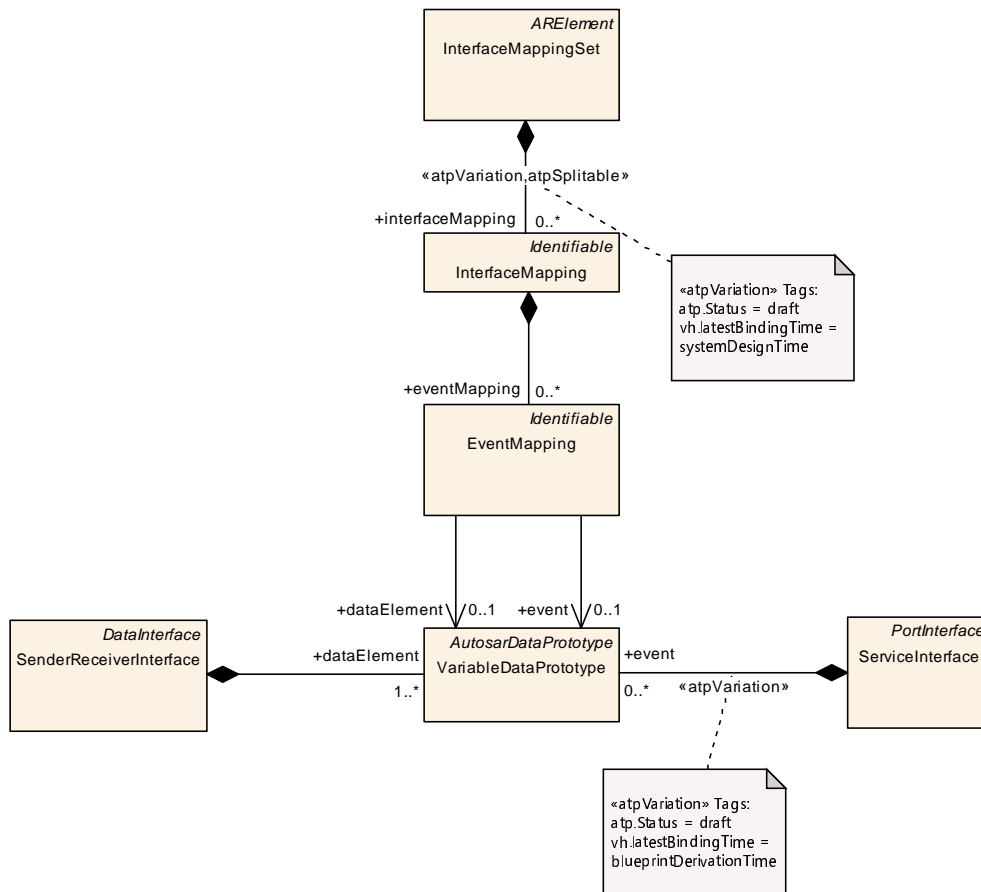


Figure 5.10: Mapping between an **event** and a **dataElement**

Class	EventMapping			
Package	M2::AUTOSARTemplates::AdaptivePlatform::SystemDesign			
Note	Mapping of a VariableDataPrototype that is located in a SenderReceiverInterface to an Event that is located in a ServiceInterface. Tags: atp.Status=draft			
Base	ARObject, Identifiable, MultilanguageReferrable, Referrable			
Attribute	Type	Mul.	Kind	Note
dataElement	VariableDataPrototype	0..1	ref	Reference to a VariableDataPrototype that is located in a SenderReceiverInterface. Tags: atp.Status=draft





Class	EventMapping			
event	VariableDataPrototype	0..1	ref	Reference to an Event that is located in a Service Interface. Tags: atp.Status=draft

Table 5.24: EventMapping

5.4.3 FieldMapping

[TPS_MANI_03113]{DRAFT} Mapping between a [field](#) and elements of Classic Platform [PortInterfaces](#) [The mapping between a [field](#) located in a [ServiceInterface](#) and elements of Classic Platform [PortInterfaces](#) is provided by the class [FieldMapping](#). The field notifier in the classic platform is represented by a [dataElement](#) that is located in a [SenderReceiverInterface](#). The getter and setter methods in the classic platform are represented by [operations](#) that are located in a [ClientServerInterface](#).]([RS_MANI_00026](#))

[constr_3367]{DRAFT} [FieldMapping.notifierDataElement](#) reference [The [FieldMapping](#) shall only contain the [notifierDataElement](#) reference if the [hasNotifier](#) attribute in the referenced [field](#) is set to true.]()

[constr_3368]{DRAFT} [FieldMapping.getterOperation](#) reference [The [FieldMapping](#) shall only contain the [getterOperation](#) reference if the [hasGetter](#) attribute in the referenced [field](#) is set to true.]()

[constr_3369]{DRAFT} [FieldMapping.setterOperation](#) reference [The [FieldMapping](#) shall only contain the [setterOperation](#) reference if the [hasSetter](#) attribute in the referenced [field](#) is set to true.]()

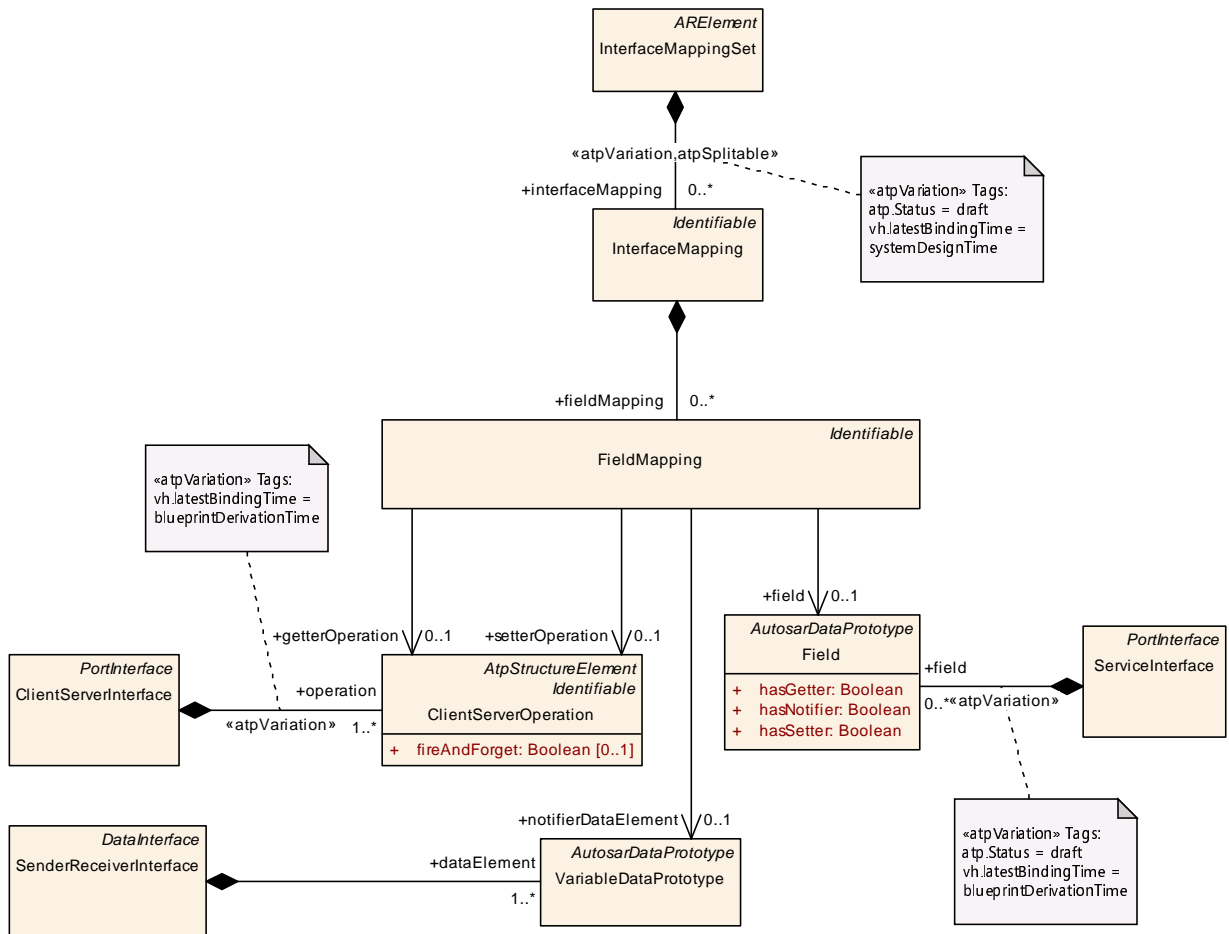


Figure 5.11: Mapping between a field and elements of Classic Platform PortInterfaces

Class	FieldMapping			
Package	M2::AUTOSARTemplates::AdaptivePlatform::SystemDesign			
Note	Mapping of a Field that is located in a ServiceInterface to ClientServerOperations that represent the getter and setter methods and to a VariableDataPrototype that represents the notifier in the Field. Tags: atp.Status=draft			
Base	ARObject, Identifiable, MultilanguageReferrable, Referrable			
Attribute	Type	Mul.	Kind	Note
field	Field	0..1	ref	Reference to a field that is located in a ServiceInterface. Tags: atp.Status=draft
getterOperation	ClientServerOperation	0..1	ref	Reference to a ClientServerOperation that represents the getter Method in the Field. Tags: atp.Status=draft
notifierData Element	VariableDataPrototype	0..1	ref	Reference to a VariableDataPrototype that represents the notifier in the Field. Tags: atp.Status=draft





Class	FieldMapping			
setterOperation	ClientServerOperation	0..1	ref	Reference to a ClientServerOperation that represents the setter Method in the Field. Tags: atp.Status=draft

Table 5.25: FieldMapping

5.4.4 FireAndForgetMapping

In a fire and forget Message Exchange Pattern the consumer sends a message to a provider with no expectation of a response as described in chapter 3.4.4.1.

In Adaptive Autosar the fire and forget method is described with a `method` where the value of attribute `method.fireAndForget` is set to `true` as defined by [TPS_MANI_01064].

In classic Autosar a fire and forget method can not be described with a `ClientServerOperation` since a client-server call always has a response. Therefore a `VariableDataPrototype` is used if the fire and forget method contains input arguments. If the fire and forget method contains several input arguments then the `VariableDataPrototype` needs to be of type `Structure` that hosts one element for each argument of the fire and forget method. It is important that the order of elements in the `Structure` is the same as the order of `ArgumentDataPrototypes` within the `ClientServerOperation`.

This representation ensures that the SOME/IP serialization results in the same byte stream as in the Adaptive Platform where all `arguments` which have the `direction in` are serialized according to the order of the `ArgumentDataPrototypes` within the `ClientServerOperation`.

If the fire and forget method is without any parameters a `Trigger` is used to describe such a method in classic Autosar.

It is important that the SOME/IP `MessageType` is set to `REQUEST_NO_RETURN` if a fire and forget method is transmitted over SOME/IP.

[TPS_MANI_03115]{DRAFT} Mapping between a fire and forget `method` and elements of Classic Platform `PortInterfaces` [The mapping between a `method` for which the value of attribute `method.fireAndForget` is set to `true` and elements of Classic Platform `PortInterfaces` is provided by the class `FireAndForgetMapping`. If the fire and forget method is represented in the classic platform by a `VariableDataPrototype` then this `dataElement` is mapped to a `method` located in a `ServiceInterface`. If the fire and forget method is represented in the classic platform by a `Trigger` then this `trigger` is mapped to a `method` located in a `ServiceInterface`.](RS_MANI_00026)

[constr_3371]{DRAFT} Mutually exclusive existence of **FireAndForgetMapping.dataElement** reference and **FireAndForgetMapping.trigger** reference [A **FireAndForgetMapping** shall never reference a **dataElement** and a **trigger** at the same time.]()

[constr_3376]{DRAFT} **FireAndForgetMapping** shall reference only fire and forget methods [A **FireAndForgetMapping** is only allowed to reference a **ClientServerOperation** in role **method** for which the value of attribute **method.fireAndForget** is set to **true**.]()

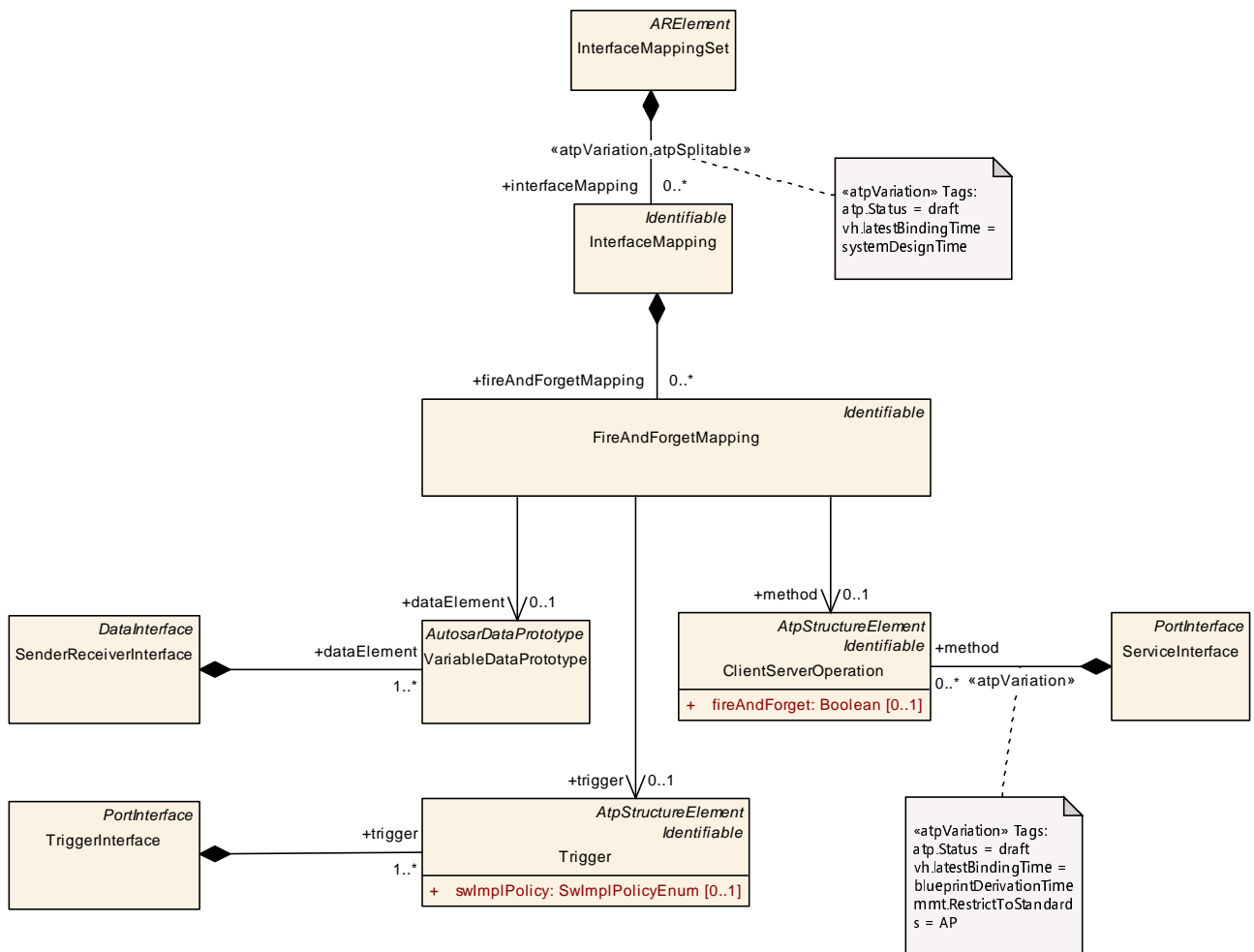


Figure 5.12: Mapping between a fire and forget method and elements of Classic Platform PortInterfaces

Class	FireAndForgetMapping
Package	M2::AUTOSARTemplates::AdaptivePlatform::SystemDesign
Note	Mapping of a Fire&Forget Method that is located in a ServiceInterface to a VariableDataPrototype in a SenderReceiverInterface or to a Trigger in a TriggerInterface. Tags: atp.Status=draft





Class		FireAndForgetMapping		
Base		<i>ARObject, Identifiable, MultilanguageReferrable, Referrable</i>		
Attribute	Type	Mul.	Kind	Note
dataElement	VariableDataPrototype	0..1	ref	Reference to a VariableDataPrototype that is located in a SenderReceiverInterface in case that the Fire&Forget Method is represented by this VariableDataPrototype. Tags: atp.Status=draft
method	ClientServerOperation	0..1	ref	Reference to a Fire&Forget Method that is located in a ServiceInterface. Tags: atp.Status=draft
trigger	Trigger	0..1	ref	Reference to a Trigger that is located in a TriggerInterface in case that the Fire&Forget Method is represented by this Trigger. Tags: atp.Status=draft

Table 5.26: FireAndForgetMapping

6 Machine Manifest

The `Machine` meta-class defines the entity on which one *Adaptive AUTOSAR Software Stack* is running with an operating system. The `Machine` may be physical or virtual.

Some aspects of the actual `Machine` are already available from the System Design (see chapter 5.2) at the `MachineDesign`. The information defined at the `MachineDesign` is available to the `Machine` as well since `Machine` has a reference to the `MachineDesign` in the role `machineDesign` (see figure 5.1).

The `Machine` is able to aggregate one or several `Processors`. And each `Processor` consists of one or several `ProcessorCores`.

Meta-class `ProcessorCore` provides attribute `coreId` that can be used e.g. in a bitmask to better control the utilization of processing resources.

[constr_1549]{DRAFT} Value of `ProcessorCore.coreId` [The value of `ProcessorCore.coreId` shall be unique in the context of the enclosing `Processor`.]()

An overview of the `Machine` meta-class is sketched in Figure 6.1.

[TPS_MANI_03035]{DRAFT} Content of the Machine configuration [The purpose of the `Machine` is to provide machine specific configuration settings.] (*RS_MANI_00020, RS_MANI_00021, RS_MANI_00022, RS_MANI_00023*)

[TPS_MANI_01208]{DRAFT} Definition of environment variables in the scope of a `Machine` [It is possible to define environment variables in the scope of the entire `Machine`.]

For this purpose the aggregation of `TagWithOptionalValue` in the role `Machine.environmentVariable` exists.

The name of the environment variable shall be specified by means of the attribute `TagWithOptionalValue.key`, the value can be modeled by means of `TagWithOptionalValue.value`.

This encloses the ability to define environment variables with empty values. For this purpose, the attribute `TagWithOptionalValue.value` shall simply be omitted.] (*RS_MANI_00022, RS_MANI_00023*)

Please note that the aggregation `Machine.environmentVariable` has been defined with the stereotype `<<atpSplittable>>`. The consequence of this modeling is that it is possible to contribute the definition of environment variables from **different sources**.

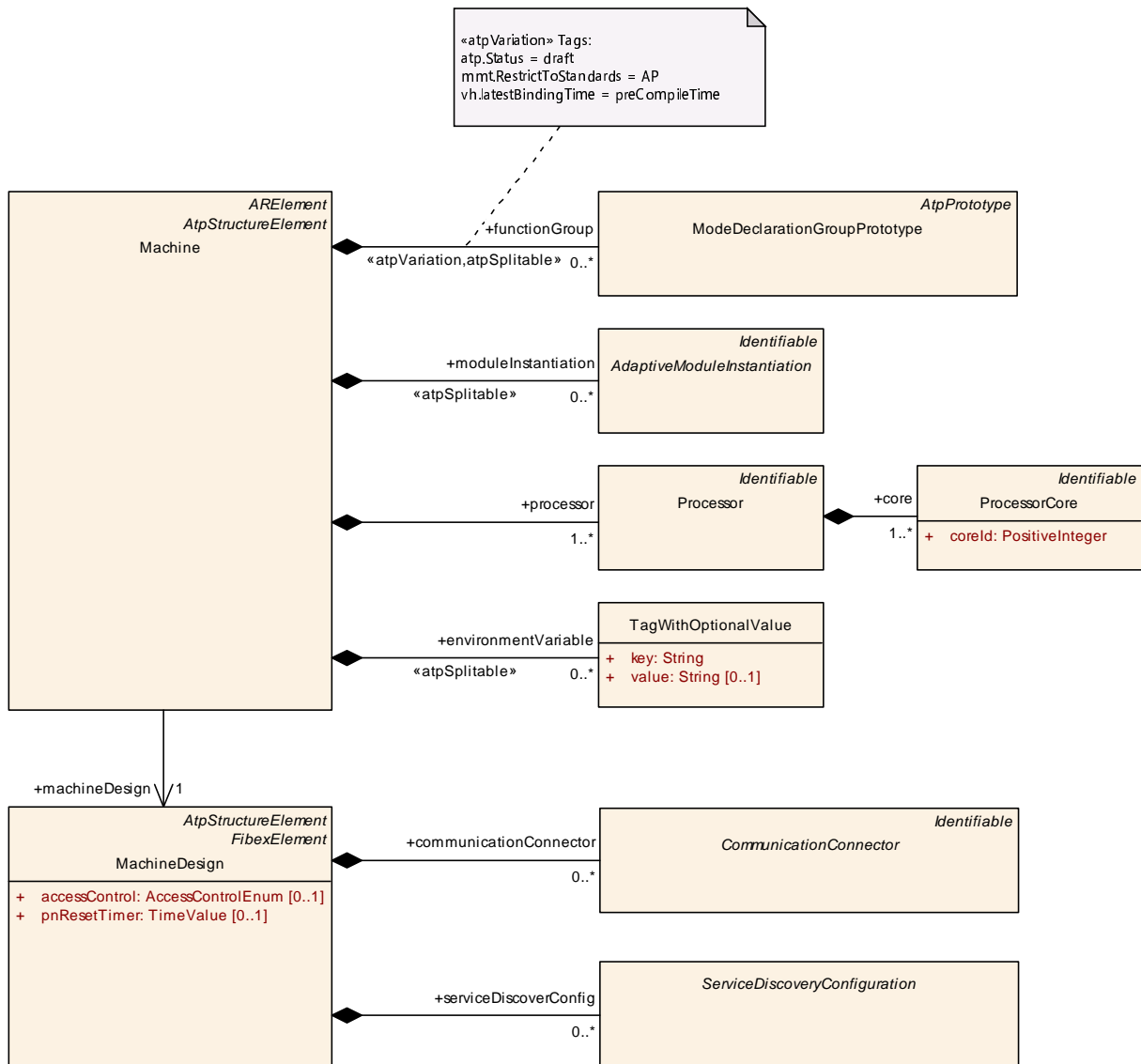


Figure 6.1: Overview about the content of the Machine configuration

Class	Machine			
Package	M2::AUTOSARTemplates::AdaptivePlatform::MachineManifest			
Note	Machine that represents an Adaptive Autosar Software Stack. Tags: atp.ManifestKind=MachineManifest atp.Status=draft atp.recommendedPackage=Machines			
Base	ARElement , ARObject , AtpClassifier , AtpFeature , AtpStructureElement , CollectableElement , Identifiable , MultilanguageReferrable , PackageableElement , Referrable			
Attribute	Type	Mul.	Kind	Note
default Application Timeout	EnterExitTimeout	0..1	aggr	This aggration defines a default timeout in the context of a given Machine with respect to the launching and termination of applications. Tags: atp.Status=draft





Class	Machine			
environment Variable	TagWithOptionalValue	*	aggr	This aggregation represents the collection of environment variables that shall be added to the environment defined on the level of the enclosing Machine. Stereotypes: atpSplitable Tags: atp.Splitkey=environmentVariable atp.Status=draft
functionGroup	ModeDeclarationGroup Prototype	*	aggr	This aggregation represents the collection of function groups of the enclosing Machine. Stereotypes: atpSplitable; atpVariation Tags: atp.Splitkey=shortName, variationPoint.shortLabel atp.Status=draft vh.latestBindingTime=preCompileTime
hwElement	HwElement	*	ref	This reference is used to describe the hardware resources of the machine. Stereotypes: atpUriDef Tags: atp.Status=draft
machineDesign	MachineDesign	1	ref	Reference to the MachineDesign this Machine is implementing. Tags: atp.Status=draft
module Instantiation	AdaptiveModule Instantiation	*	aggr	Configuration of Adaptive Autosar module instances that are running on the machine. Stereotypes: atpSplitable Tags: atp.Splitkey=shortName atp.Status=draft
perState Timeout	PerStateTimeout	*	aggr	This aggregation represents the definition of per-state-timeouts in the context of the enclosing machine. Stereotypes: atpSplitable Tags: atp.Splitkey=perStateTimeout atp.Status=draft
processor	Processor	1..*	aggr	This represents the collection of processors owned by the enclosing machine. Tags: atp.Status=draft
secure Communication Deployment	SecureCommunication Deployment	*	aggr	Deployment of secure communication protocol configuration settings to crypto module entities. Stereotypes: atpSplitable Tags: atp.Splitkey=shortName, variationPoint.shortLabel atp.Status=draft

Table 6.1: Machine

Class	Processor			
Package	M2::AUTOSARTemplates::AdaptivePlatform::MachineManifest			
Note	This represents a processor for the execution of an AUTOSAR adaptive platform Tags: atp.ManifestKind=MachineManifest atp.Status=draft			
Base	<i>ARObject</i> , <i>Identifiable</i> , <i>MultilanguageReferrable</i> , <i>Referrable</i>			
Attribute	Type	Mul.	Kind	Note





Class	Processor			
core	ProcessorCore	1..*	aggr	This represents the collection of cores owned by the enclosing processor. Tags: atp.Status=draft

Table 6.2: Processor

Class	ProcessorCore			
Package	M2::AUTOSARTemplates::AdaptivePlatform::MachineManifest			
Note	This meta-class represents the ability to model a processor core for the execution of an AUTOSAR adaptive platform. Tags: atp.ManifestKind=MachineManifest atp.Status=draft			
Base	<i>ARObject</i> , <i>Identifiable</i> , <i>MultilanguageReferrable</i> , <i>Referrable</i>			
Attribute	Type	Mul.	Kind	Note
coreId	PositiveInteger	1	attr	This attribute represents a numerical value assigned to the specific core. The value can be taken e.g. for use in a bitmask.

Table 6.3: ProcessorCore

6.1 Hardware Resources

[TPS_MANI_03065]{DRAFT} **Hardware resources of the machine** [With the [Machine.hwElement](#) reference it is possible to formally describe the hardware of the machine.]([RS_MANI_00020](#))

The [HwElement](#) is the main describing element that is used for example to describe Processing units, memory, peripherals and sensors/actuators.

The [HwCategory](#) that is referenced by the [HwElement](#) defines the hardware type and the applicable attribute definitions are defined by [HwAttributeDef](#). An attribute value can be assigned to [HwAttributeDef](#) by [hwAttributeValue](#).

Predefined categories and corresponding attributes are described in the Ecu Resource Template [20].

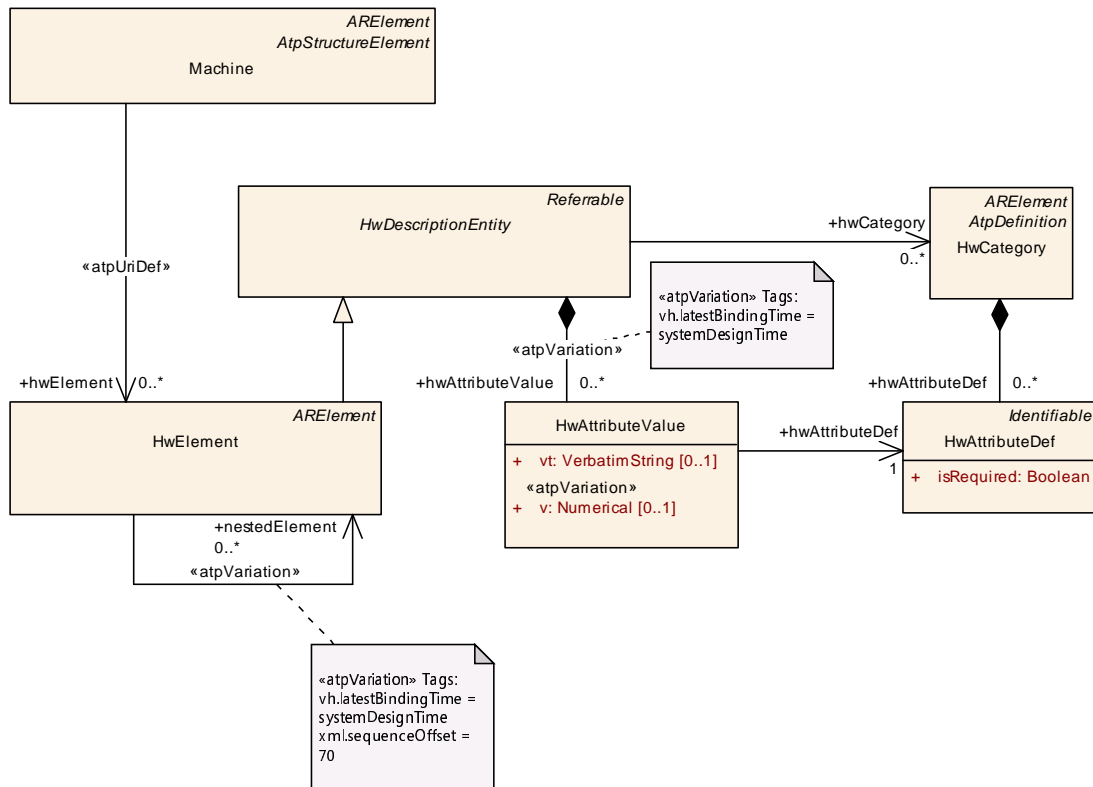


Figure 6.2: Description of hardware resources of the machine

Class	HwElement			
Package	M2::AUTOSARTemplates::EcuResourceTemplate			
Note	This represents the ability to describe Hardware Elements on an instance level. The particular types of hardware are distinguished by the category. This category determines the applicable attributes. The possible categories and attributes are defined in HwCategory. Tags: atp.recommendedPackage=HwElements			
Base	ARElement , ARObject , CollectableElement , HwDescriptionEntity , Identifiable , MultilanguageReferrable , PackageableElement , Referrable			
Attribute	Type	Mul.	Kind	Note
hwElement Connection	HwElementConnector	*	aggr	This represents one particular connection between two hardware elements. Stereotypes: atpVariation Tags: vh.latestBindingTime=systemDesignTime xml.sequenceOffset=110
hwPinGroup	HwPinGroup	*	aggr	This aggregation is used to describe the connection facilities of a hardware element. Note that hardware element has no pins but only pingroups. Stereotypes: atpVariation Tags: vh.latestBindingTime=systemDesignTime xml.sequenceOffset=90





Class	HwElement			
nestedElement	HwElement	*	ref	<p>This association is used to establish hierarchies of hw elements. Note that one particular HwElement can be target of this association only once. I.e. multiple instantiation of the same HwElement is not supported (at any hierarchy level).</p> <p>Stereotypes: atpVariation Tags: vh.latestBindingTime=systemDesignTime xml.sequenceOffset=70</p>

Table 6.4: HwElement

Class	HwDescriptionEntity (abstract)			
Package	M2::AUTOSARTemplates::EcuResourceTemplate			
Note	This meta-class represents the ability to describe a hardware entity.			
Base	<i>ARObject</i> , Referrable			
Subclasses	HwElement , HwPin, HwPinGroup, HwType			
Attribute	Type	Mul.	Kind	Note
hwAttribute Value	HwAttributeValue	*	aggr	<p>This aggregation represents a particular hardware attribute value.</p> <p>Stereotypes: atpVariation Tags: vh.latestBindingTime=systemDesignTime xml.sequenceOffset=50</p>
hwCategory	HwCategory	*	ref	<p>One of the associations representing one particular category of the hardware entity.</p> <p>Tags: xml.sequenceOffset=30</p>
hwType	HwType	0..1	ref	<p>This association is used to assign an optional HwType which contains the common attribute values for all occurrences of this HwDescriptionEntity. Note that HwTypes can not be redefined and therefore shall not have a hwType reference.</p>

Table 6.5: HwDescriptionEntity

Class	HwAttributeValue			
Package	M2::AUTOSARTemplates::EcuResourceTemplate::HwElementCategory			
Note	This metaclass represents the ability to assign a hardware attribute value. Note that v and vt are mutually exclusive.			
Base	<i>ARObject</i>			
Attribute	Type	Mul.	Kind	Note
annotation	Annotation	0..1	aggr	Optional annotation that can be added to each Hw AttributeValue.
hwAttributeDef	HwAttributeDef	1	ref	This association represents the definition of the particular hardware attribute value.
v	Numerical	0..1	attr	<p>This represents a numerical hardware attribute value.</p> <p>Stereotypes: atpVariation Tags: vh.latestBindingTime=systemDesignTime</p>
vt	VerbatimString	0..1	attr	This represents a textual hardware attribute value.

Table 6.6: HwAttributeValue

Class	HwCategory			
Package	M2::AUTOSARTemplates::EcuResourceTemplate::HwElementCategory			
Note	This metaclass represents the ability to declare hardware categories and its particular attributes. Tags: atp.recommendedPackage=HwCategorys			
Base	ARElement , ARObject , AtpDefinition , CollectableElement , Identifiable , MultilanguageReferrable , PackageableElement , Referrable			
Attribute	Type	Mul.	Kind	Note
hwAttributeDef	HwAttributeDef	*	aggr	This aggregation describes particular hardware attribute definition.

Table 6.7: HwCategory

Class	HwAttributeDef			
Package	M2::AUTOSARTemplates::EcuResourceTemplate::HwElementCategory			
Note	This metaclass represents the ability to define a particular hardware attribute. The category of this element defines the type of the attributeValue. If the category is Enumeration the hw AttributeEnumerationLiterals specify the available literals.			
Base	ARObject , Identifiable , MultilanguageReferrable , Referrable			
Attribute	Type	Mul.	Kind	Note
hwAttribute Literal	HwAttributeLiteralDef	*	aggr	The available EnumerationLiterals of the Enumeration definition. Only applicable if the category of the Hw AttributeDef equals Enumeration.
isRequired	Boolean	1	attr	This attribute specifies if the defined attribute value is required to be provided.
unit	Unit	0..1	ref	This association specifies the physical unit of the defined hardware attribute. This is optional due to the fact that there are textual attributes.

Table 6.8: HwAttributeDef

6.2 Function Groups

Function groups with function group states individually control groups of functionally coherent Application processes. The [Process](#) state may depend on a mode that is defined in the function group in case that the [StateDependentStartupConfig](#) refers to the function group state with the [functionGroupState](#) reference.

The usage of Function Groups is described in more detail in [17].

[TPS_MANI_03145]{DRAFT} Description of a function group [With the [functionGroup](#) aggregation it is possible to define a function group that has a [shortName](#) and a set of Modes (States) as [ModeDeclarationGroupPrototype](#) in the context of a [Machine](#).

The [ModeDeclarationGroupPrototype](#) points to a reusable [ModeDeclarationGroup](#) in the role [type](#) that contains the different modes as [ModeDeclarations](#) and a designated [initialMode](#).]([RS_MANI_00041](#))

[TPS_MANI_03194]{DRAFT} Function Group State [A function group state is described by a `ModeDeclaration` within a `ModeDeclarationGroup` that is referenced by a `ModeDeclarationGroupPrototype` aggregated as `functionGroup` by a `Machine`. The function group state is identified by its `shortName`.] (*RS_MANI_00041*)

[TPS_MANI_03195]{DRAFT} Off state in Function Group [Each `functionGroup` shall have an `Off ModeDeclaration` defined. This `Off ModeDeclaration` shall also be the `initialMode` of the `functionGroup`.] (*RS_MANI_00041*)

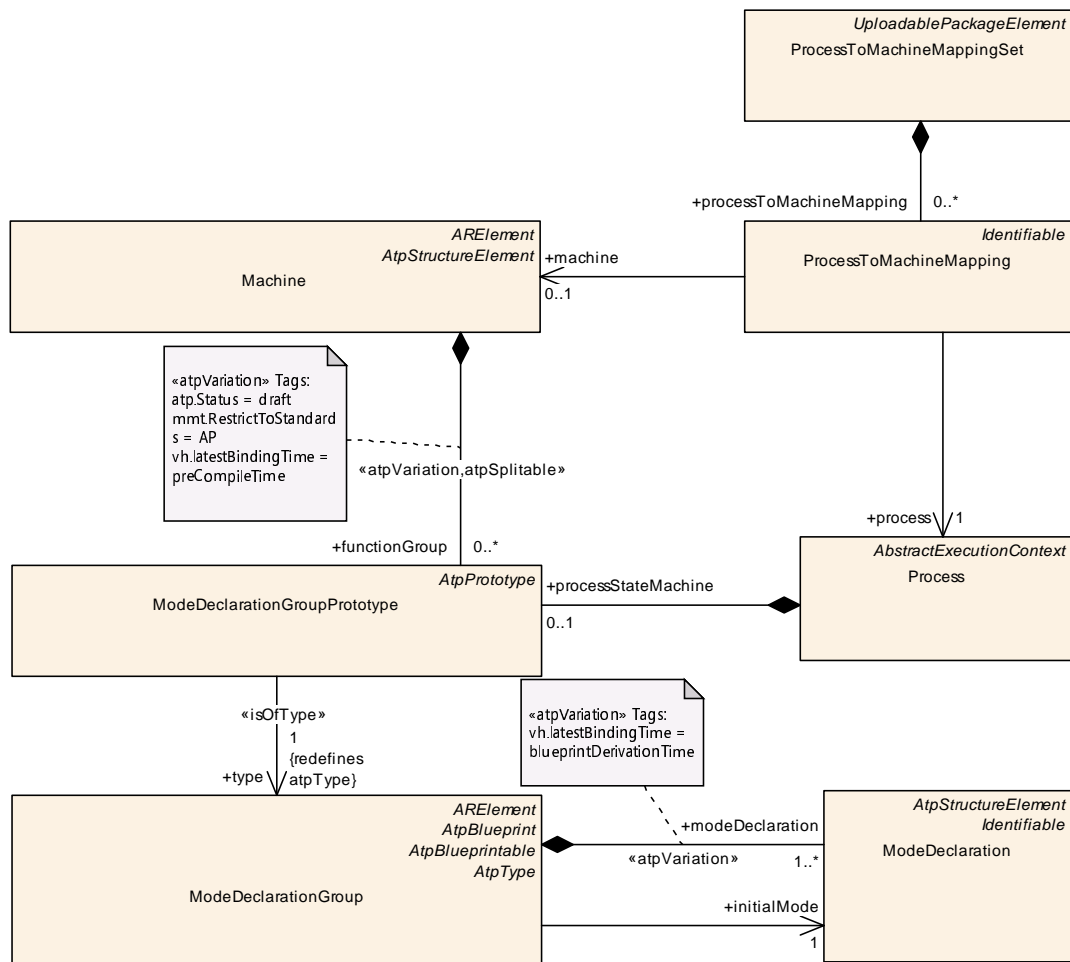


Figure 6.3: Configuration of Function Groups

Please note that it is required to define one specific `functionGroup` that takes the role of a “machine state”. This `functionGroup` is required to have a dedicated `shortName` and it also is required to define a certain minimal, but extensible set of `ModeDeclarations` that also have standardized `shortNames`.

[constr_1687]{DRAFT} Definition of machine state [In the context of one `Machine`, exactly one `functionGroup` shall exist that has the `shortName` `MachineState` and that is typed by a `ModeDeclarationGroup` that defines at least the following list of `ModeDeclarations` with the `shortNames`

- `Off`,

- Startup,
- Shutdown, and
- Restart.

]()

Please note that the startup of a [Process](#) may depend on Modes that are defined in the context of a [Machine](#). The [StateDependentStartupConfig](#) is described in chapter 7.2.

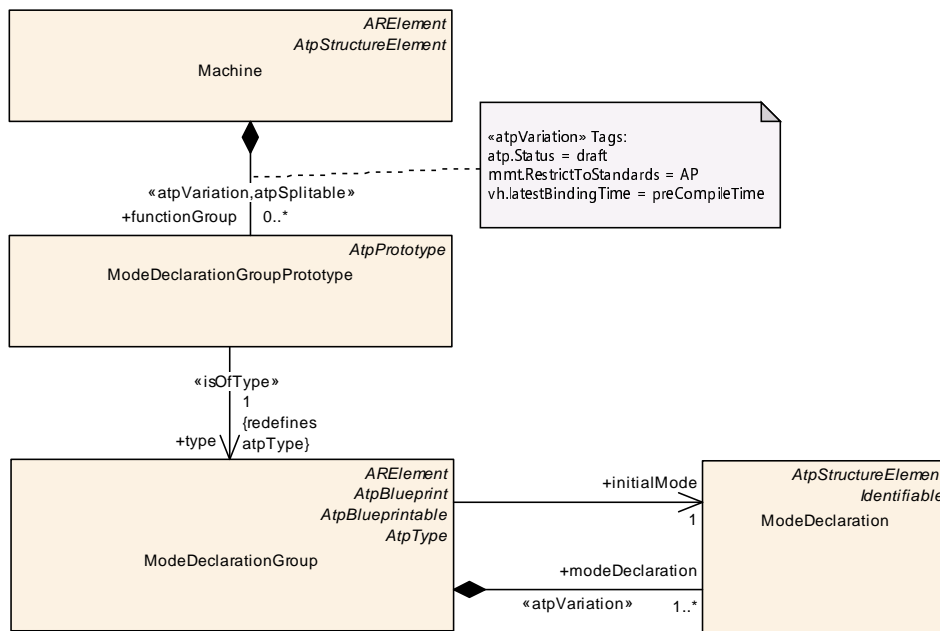


Figure 6.4: Configuration of Machine States

More details about the mandatory `functionGroup` that represents Machine States can be found in [17].

Class	ModeDeclarationGroupPrototype			
Package	M2::AUTOSARTemplates::CommonStructure::ModeDeclaration			
Note	The ModeDeclarationGroupPrototype specifies a set of Modes (ModeDeclarationGroup) which is provided or required in the given context. Tags: atp.ManifestKind=ExecutionManifest,MachineManifest			
Base	ARObject, AtpFeature, AtpPrototype, Identifiable, MultilanguageReferrable, Referrable			
Attribute	Type	Mul.	Kind	Note
type	ModeDeclarationGroup	1	tref	The "collection of ModeDeclarations" (= ModeDeclaration Group) supported by a component Stereotypes: isOfType

Table 6.9: ModeDeclarationGroupPrototype

Class	ModeDeclarationGroup			
Package	M2::AUTOSARTemplates::CommonStructure::ModeDeclaration			
Note	A collection of Mode Declarations. Also, the initial mode is explicitly identified. Tags: atp.ManifestKind=ExecutionManifest,MachineManifest atp.recommendedPackage=ModeDeclarationGroups			
Base	ARElement , ARObject , AtpBlueprint , AtpBlueprintable , AtpClassifier , AtpType , CollectableElement , Identifiable , MultilanguageReferrable , PackageableElement , Referrable			
Attribute	Type	Mul.	Kind	Note
initialMode	ModeDeclaration	1	ref	The initial mode of the ModeDeclarationGroup. This mode is active before any mode switches occurred.
mode Declaration	ModeDeclaration	1..*	aggr	The ModeDeclarations collected in this ModeDeclaration Group. Stereotypes: atpVariation Tags: vh.latestBindingTime=blueprintDerivationTime
modeTransition	ModeTransition	*	aggr	This represents the available ModeTransitions of the ModeDeclarationGroup

Table 6.10: ModeDeclarationGroup

Class	ModeDeclaration			
Package	M2::AUTOSARTemplates::CommonStructure::ModeDeclaration			
Note	Declaration of one Mode. The name and semantics of a specific mode is not defined in the meta-model. Tags: atp.ManifestKind=ExecutionManifest,MachineManifest			
Base	ARObject , AtpClassifier , AtpFeature , AtpStructureElement , Identifiable , MultilanguageReferrable , Referrable			
Attribute	Type	Mul.	Kind	Note
–	–	–	–	–

Table 6.11: ModeDeclaration

6.3 State Timeouts

[TPS_MANI_03146]{DRAFT} **Configuration of timeouts for a selected machine state or function group state** [With the [PerStateTimeout](#) meta-class that is aggregated by the [Machine](#) in the role [perStateTimeout](#) it is possible to define [EnterExitTimeouts](#) for a selected machine state or function group state. The state for which the timeout is defined is specified by the [PerStateTimeout.state](#) reference.]()

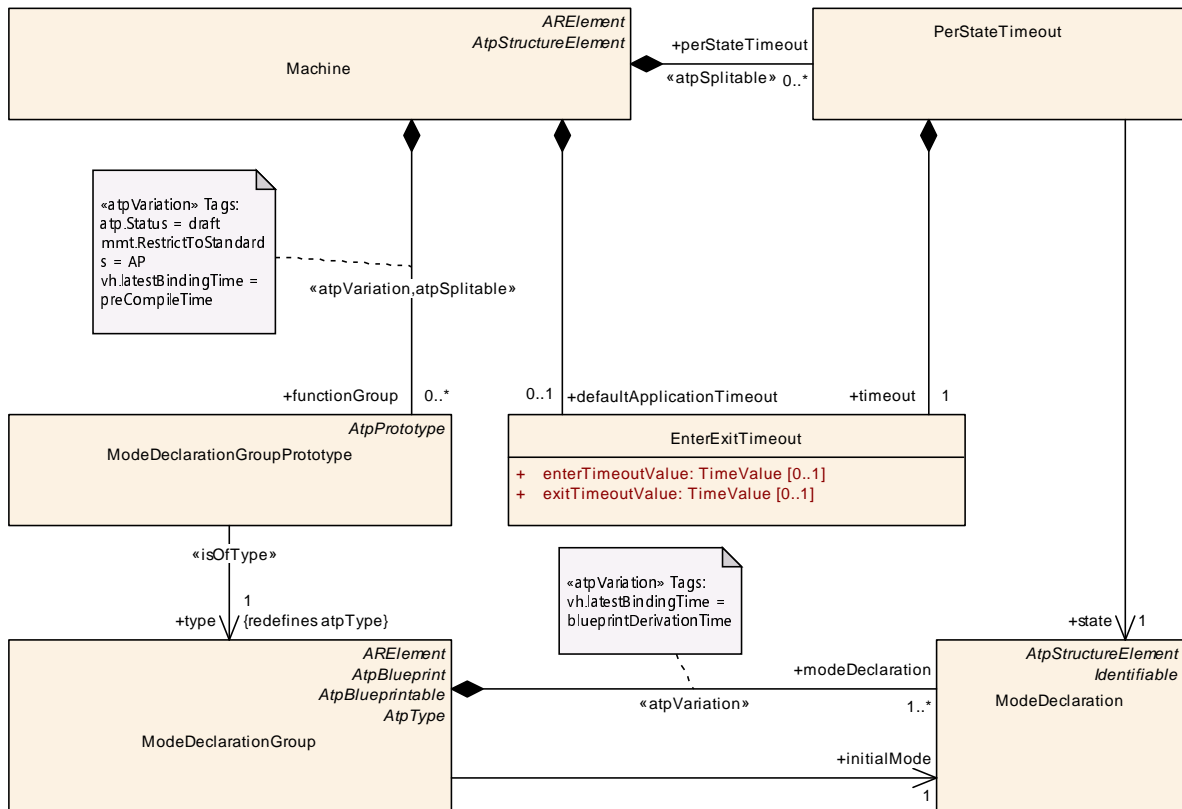


Figure 6.5: Configuration of timeouts for selected machine states and function group states

Class	PerStateTimeout			
Package	M2::AUTOSARTemplates::AdaptivePlatform::MachineManifest			
Note	This meta-class represents the ability to specify a state-specific timeout. Tags: atp.ManifestKind=MachineManifest atp.Status=draft			
Base	ARObject			
Attribute	Type	Mul.	Kind	Note
state	ModeDeclaration	1	ref	This reference represents the respective state for which the PerStateTimeout is defined. Tags: atp.Status=draft
timeout	EnterExitTimeout	1	aggr	This aggregation describes the timeout specification with respect to the referenced state. Tags: atp.Status=draft

Table 6.12: PerStateTimeout

The attribute [enterTimeoutValue](#) in the [EnterExitTimeout](#) meta-class defines the maximal time for start-up of all processes that are newly active in the referenced [state](#).

The attribute [exitTimeoutValue](#) in the [EnterExitTimeout](#) meta-class defines the maximal time for termination of all processes that were active in the referenced [state](#) and are not assigned to a new [state](#).

More details about the state timeouts are described in [17].

6.4 Process To Machine Mapping

6.4.1 General Modeling Approach

[TPS_MANI_03147]{DRAFT} Mapping of a [Process](#) to a [Machine](#) [The meta-class [ProcessToMachineMapping](#) provides the ability to map a [Process](#) to a [Machine](#).]()

[constr_1553]{DRAFT} Restriction for [ProcessToMachineMapping](#) [The following restrictions apply for the usage of [ProcessToMachineMapping](#):

1. Each combination of [Process](#) and [Machine](#) shall only be referenced by one [ProcessToMachineMapping](#) in the role [process](#) or [machine](#).
2. Each [Process](#) shall only be referenced by a single [ProcessToMachineMapping](#) in the role [process](#).

]()

Please note that [\[constr_1553\]](#) does not imply that a given [Machine](#) shall only be referenced by a single [ProcessToMachineMapping](#). It only says that one [Process](#) shall only be mapped once, to exactly one [Machine](#).

[constr_5004]{DRAFT} Mapping of a [Process](#) to a [Machine](#) is mandatory in the Execution Manifest [Each [Process](#) shall be mapped by a [ProcessToMachineMapping](#) to one [Machine](#).]()

[\[constr_5004\]](#) means that a formal description of the assignment of a [Process](#) to a [Machine](#) shall be provided in the Execution Manifest, even though the Manifest will be uploaded to the [Machine](#) in combination with other artifacts to which the Manifest applies. The formal [ProcessToMachineMapping](#) was introduced because it is useful in the processing of the model in many cases.

Please note that according to the Autosar Methodology the Execution Manifest is created on the basis of an existing Machine Manifest and therefore the link to the [Machine](#) can always be created in the Execution Manifest.

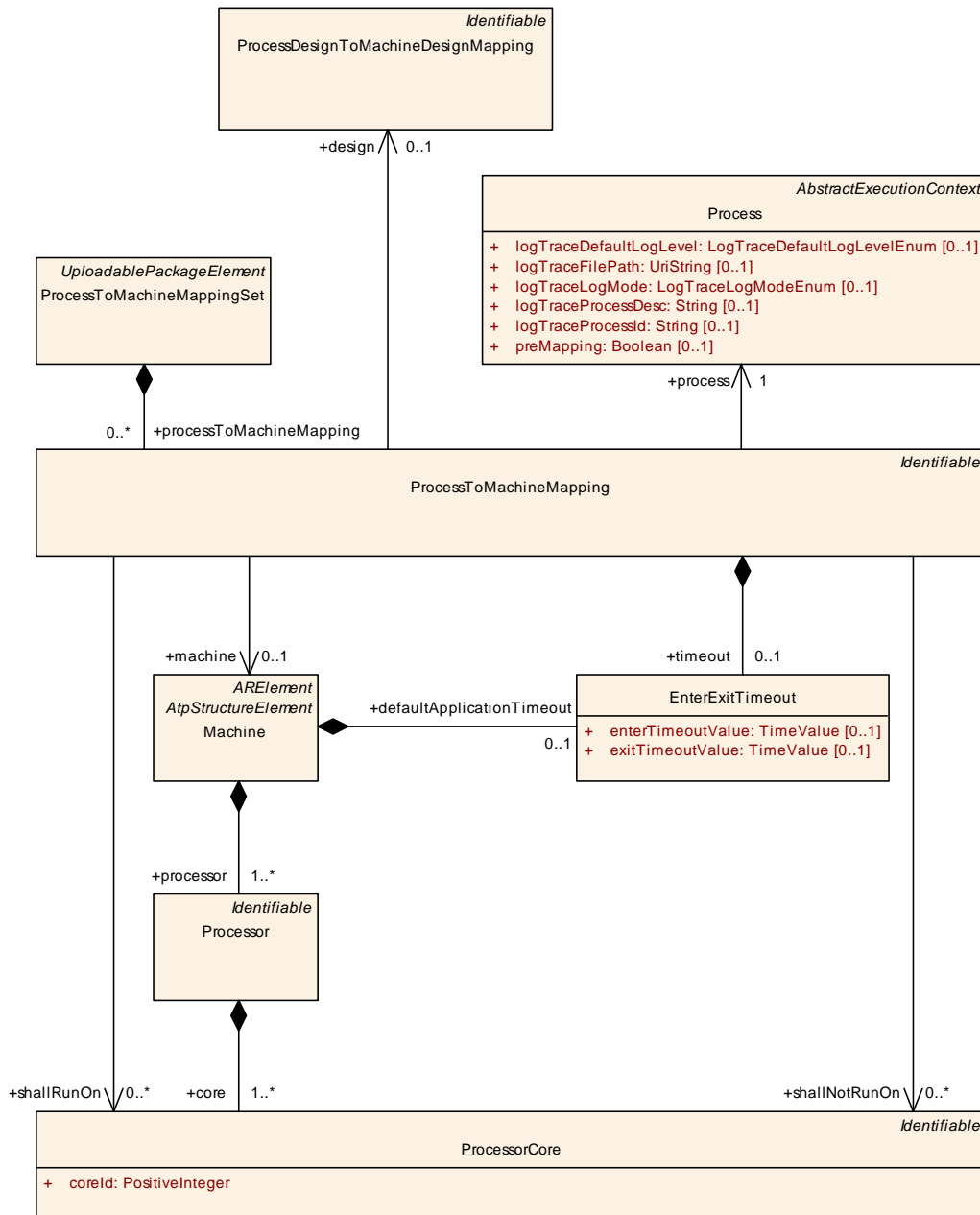


Figure 6.6: Mapping of a Process to a Machine

Class	ProcessToMachineMappingSet
Package	M2::AUTOSARTemplates::AdaptivePlatform::MachineManifest
Note	This meta-class acts as a bucket for collecting ProcessToMachineMappings. Tags: atp.ManifestKind=ExecutionManifest atp.Status=draft atp.recommendedPackage=ProcessToMachineMappings
Base	ARElement , ARObject , CollectableElement , Identifiable , MultilanguageReferrable , PackageableElement , Referrable , UploadablePackageElement





Class		ProcessToMachineMappingSet		
Attribute	Type	Mul.	Kind	Note
processToMachineMapping	ProcessToMachineMapping	*	aggr	This represents the collection of ProcessToMachine Mappings of the enclosing ProcessToMachineMapping Set. Tags: atp.Status=draft

Table 6.13: ProcessToMachineMappingSet

Class		ProcessToMachineMapping		
Package	M2::AUTOSARTemplates::AdaptivePlatform::MachineManifest			
Note	This meta-class has the ability to associate a Process with a Machine. This relation involves the definition of further properties, e.g. timeouts. Tags: atp.ManifestKind=ExecutionManifest atp.Status=draft			
Base	<i>ARObject</i> , <i>Identifiable</i> , <i>MultilanguageReferrable</i> , <i>Referrable</i>			
Attribute	Type	Mul.	Kind	Note
design	ProcessDesignToMachineDesignMapping	0..1	ref	This reference represents the identification of the design-time representation of the ProcessToMachine Mapping that owns the reference. Tags: atp.Status=draft
machine	Machine	0..1	ref	This reference identifies the Machine in the context of the ProcessToMachineMapping. Tags: atp.Status=draft
nonOsModuleInstantiation	NonOsModuleInstantiation	0..1	ref	This supports the optional case that the process represents a platform module. Tags: atp.Status=draft
process	Process	1	ref	This reference identifies the Process in the context of the ProcessToMachineMapping. Tags: atp.Status=draft
shallNotRunOn	ProcessorCore	*	ref	This reference indicates a collection of cores onto which the mapped process shall not be executing. Tags: atp.Status=draft
shallRunOn	ProcessorCore	*	ref	This reference indicates a collection of cores onto which the mapped process shall be executing. Tags: atp.Status=draft
timeout	EnterExitTimeout	0..1	aggr	This aggregation can be used to specify the timeouts for launching and terminating the process. Tags: atp.Status=draft

Table 6.14: ProcessToMachineMapping

6.4.2 Core Affinity

[TPS_MANI_03148]{DRAFT} Description of Core affinity [The meta-class [ProcessToMachineMapping](#) provides the ability to restrict the assignment of processes to selected [ProcessorCores](#) with the two references [shallRunOn](#) and [shallNotRunOn](#).]()

[constr_3393]{DRAFT} Usage of `shallRunOn` and `shallNotRunOn` references [The `ProcessorCore` that is referenced by a `ProcessToMachineMapping` in the role `shallRunOn` or `shallNotRunOn` shall be aggregated by the `Machine` that is referenced in the role `machine` by the same `ProcessToMachineMapping`.]()

[constr_1676]{DRAFT} Consistency of references `shallRunOn` and `shallNotRunOn` [Within the context of one `ProcessToMachineMapping`, all `ProcessorCores` referenced in the role `shallRunOn` or `shallNotRunOn` shall be aggregated by the same `Processor`.]()

If a model defines that a given `Process` shall run on a select set of `ProcessorCores` then there is hardly a use case to (in addition) also specify the opposite, i.e. that the `Process` shall not run on another set of `ProcessorCores`, and vice versa.

In other words, either there is a motivation to identify the `ProcessorCores` on which a `Process` is supposed to run or there is a motivation to do the exact opposite and specify the `ProcessorCores` where the `Process` is not supposed to run.

This conclusion provides the motivation for the existence of [constr_1677].

[constr_1677]{DRAFT} Mutual exclusive existence of references `shallRunOn` and `shallNotRunOn` [For any given `ProcessToMachineMapping`, either the reference in the role `shallRunOn` or the reference in the role `shallNotRunOn` may exist.]()

6.4.3 Start-up and Termination Timeout

[TPS_MANI_03149]{DRAFT} Definition of a start-up timeout for a `Process` [The meta-class `ProcessToMachineMapping` provides the ability to define a start-up timeout for a `Process` with the attribute `enterTimeoutValue` that is available in the `EnterExitTimeout` meta-class that is aggregated by the `ProcessToMachineMapping` in the role `timeout`.]()

[TPS_MANI_03150]{DRAFT} Definition of a termination timeout for a `Process` [The meta-class `ProcessToMachineMapping` provides the ability to define a termination timeout for a `Process` with the attribute `exitTimeoutValue` that is available in the `EnterExitTimeout` meta-class that is aggregated by the `ProcessToMachineMapping` in the role `timeout`.]()

[TPS_MANI_03151]{DRAFT} Default value for termination timeout [The meta-class `Machine` provides the ability to define a default value for termination timeout of applications in the context of the `Machine` with the attribute `exitTimeoutValue` that is available in the `EnterExitTimeout` meta-class that is aggregated by the `Machine` in the role `defaultApplicationTimeout`.]()

[constr_3394]{DRAFT} Default value for start-up timeout on the Machine is not configurable [The attribute `enterTimeoutValue` that is available in the `EnterExitTimeout` is not allowed to be used if the `EnterExitTimeout` is aggregated by the `Machine` in the role `defaultApplicationTimeout`.]()

Class	EnterExitTimeout			
Package	M2::AUTOSARTemplates::AdaptivePlatform::MachineManifest			
Note	This meta-class represents the ability to specify a pair of timeouts, one for entering, and one for exiting. Tags: atp.ManifestKind=MachineManifest atp.Status=draft			
Base	<i>ARObject</i>			
Attribute	Type	Mul.	Kind	Note
enterTimeoutValue	TimeValue	0..1	attr	This attribute represents the value of the enter timeout in seconds.
exitTimeoutValue	TimeValue	0..1	attr	This attribute represents the value of the exit timeout in seconds.

Table 6.15: EnterExitTimeout

7 Execution Manifest

7.1 Overview

The purpose of the execution manifest is to provide information that is needed for the actual deployment of an application (formally modeled as an `SwComponentType`) onto the AUTOSAR adaptive platform.

One aspect of the deployment information is the provision of information that could in principle be provided as part of the application software code but which would make the application software code become very much bound to specific usage scenarios.

The general idea is to keep the application software code as independent as possible from the deployment scenario in order to increase the odds that the application software can be reused in different deployment scenarios.

In particular, the usage of `PortPrototypes` as a means to express communication with the “outside” of the application software allows for abstracting away the details (the concrete service instance identification) of the service configuration. As far as the model is concerned, the `API` between the application and the middleware is represented by the `PortPrototype`.

The application code does not use specific service instances but takes the `PortPrototype` as a symbolic replacement for this information. The specifics of this modeling aspect are described in section 9.

The top-level element of the `Execution Manifest` definition is the `Process`, in reference to the fact that the unit of deployment on the *AUTOSAR adaptive platform* is a binary that, at runtime, makes a POSIX process.

[TPS_MANI_01011]{DRAFT} Connection between application design and application deployment [The connection between the *application design* and the *application deployment* is implemented by means of a reference from meta-class `Process` to meta-class `Executable` in the role `executable`.

By modeling the reference in this direction it is possible to keep the design level independent of the deployment level and, at the same time, bind the deployment to a specific design.]([RS_MANI_00006](#))

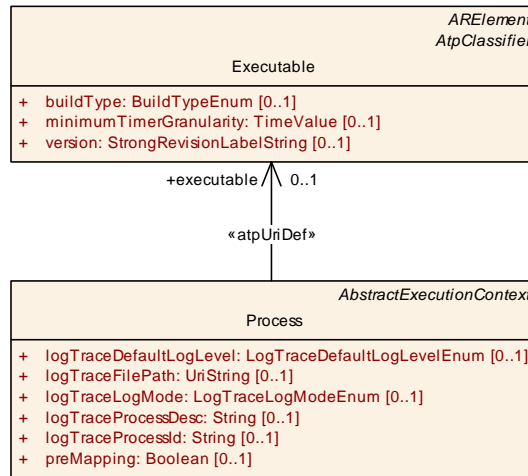


Figure 7.1: Relation of meta-classes **Executable** and **Process**

Class	Process			
Package	M2::AUTOSARTemplates::AdaptivePlatform::ExecutionManifest			
Note	This meta-class provides information required to execute the referenced executable. Tags: atp.ManifestKind=ExecutionManifest atp.Status=draft atp.recommendedPackage=Processes			
Base	ARElement , ARObject , AbstractExecutionContext , AtpClassifier , CollectableElement , Identifiable , MultilanguageReferrable , PackageableElement , Referrable , UploadablePackageElement			
Attribute	Type	Mul.	Kind	Note
design	ProcessDesign	0..1	ref	This reference represents the identification of the design-time representation for the Process that owns the reference. Tags: atp.Status=draft
deterministic Client	DeterministicClient	0..1	ref	This reference adds further execution characteristics for deterministic clients. Tags: atp.Status=draft
executable	Executable	0..1	ref	Reference to executable that is executed in the process. Stereotypes: atpUriDef Tags: atp.Status=draft
logTraceDefault LogLevel	LogTraceDefaultLogLevelEnum	0..1	attr	This attribute allows to set the initial log reporting level for a logTraceProcessId (ApplicationId).
logTraceFile Path	UriString	0..1	attr	This attribute defines the destination file to which the logging information is passed.
logTraceLog Mode	LogTraceLogModeEnum	0..1	attr	This attribute defines the destination of log messages provided by the process.
logTrace ProcessDesc	String	0..1	attr	This attribute can be used to describe the logTrace ProcessId that is used in the log and trace message in more detail.
logTrace ProcessId	String	0..1	attr	This attribute identifies the process in the log and trace message (ApplicationId).
preMapping	Boolean	0..1	attr	This attribute describes whether the executable is preloaded into the memory.
processState Machine	ModeDeclarationGroupPrototype	0..1	aggr	Set of Process States that are defined for the process. Tags: atp.Status=draft





Class	Process			
stateDependentStartupConfig	StateDependentStartupConfig	*	aggr	Applicable startup configurations. Tags: atp.Status=draft

Table 7.1: Process

The `preMapping` approach of a `Process` is described in more detail in [SWS_EM_02109] in the SWS Execution Management [17].

Class	AbstractExecutionContext (abstract)			
Package	M2::AUTOSARTemplates::AdaptivePlatform::ExecutionManifest			
Note	This meta-class acts as a base class for entities that execute code on different levels, e.g. container, process, thread, fiber. Tags: atp.Status=draft			
Base	ARElement , ARObject , AtpClassifier , CollectableElement , Identifiable , MultilanguageReferrable , PackageableElement , Referrable , UploadablePackageElement			
Subclasses	Process			
Attribute	Type	Mul.	Kind	Note
-	-	-	-	-

Table 7.2: AbstractExecutionContext

Please note that the meta-model, as depicted in Figure 7.1 supports the existence of two or more `Processes` that reference the same `Executable`.

This is an indication that the specific `Executable` is supposed to be executed in several instances (i.e. in the form of POSIX processes) on the same platform. Such a situation is sketched in Figure 7.2

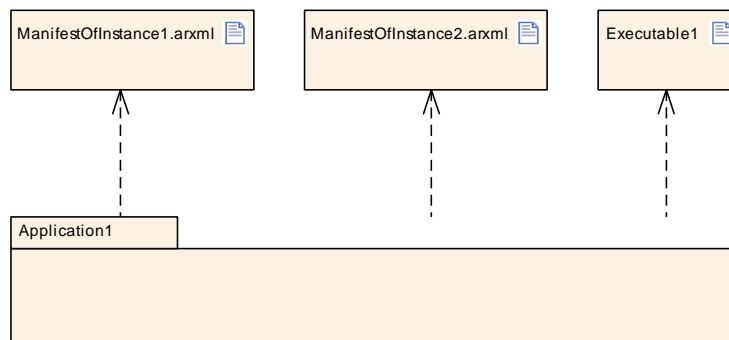


Figure 7.2: Example deployment where one `Executable` is bundled with two ARXML files that each contain the description of one `Process`

It is somehow likely that the startup conditions and startup parameters of different `Processes` may be different (in order to achieve a variation of the functionality of the `Executable`).

Therefore, it is necessary to allow for the definition of startup configurations on a per-`Process`-basis.

This aspect is described in section 7.2.

The supported process states that are defined in the `Process.processStateMachine` are described in more detail in [17] by [SWS_EM_01002], [SWS_EM_01003], [SWS_EM_01004], [SWS_EM_01005] and [SWS_EM_01006].

7.2 Startup Configuration

The configuration of startup behavior is an essential part of the execution manifest.

[TPS_MANI_01012]{DRAFT} Formal modeling of application startup behavior [The formal modeling of application startup behavior is implemented by means of the aggregation of meta-class `StateDependentStartupConfig` in the role `Process.stateDependentStartupConfig`.](*RS_MANI_00007*)

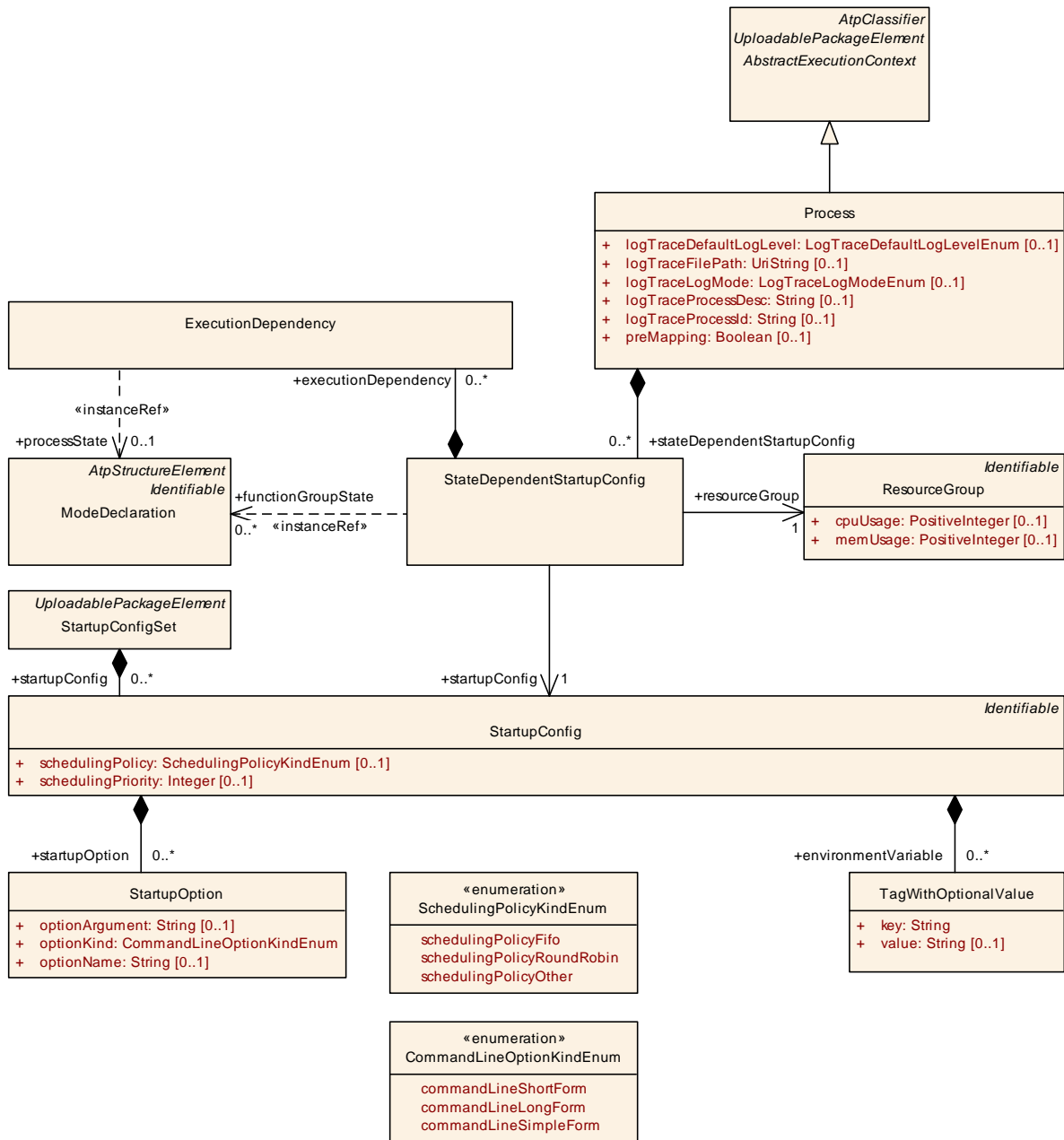


Figure 7.3: Content of a **Process**

7.2.1 State-dependent Startup Configuration

[TPS_MANI_01013]{DRAFT} Semantics of meta-class **StateDependentStartupConfig** [The purpose of meta-class **StateDependentStartupConfig** is to qualify the startup configuration represented by meta-class **StartupConfig** for specific **ModeDeclarations**.

In other words, the intention is to express that the `StartupConfig` is applicable if the state machines that control the startup are in the states represented by the `ModeDeclaration` referenced in the role `StateDependentStartupConfig.functionGroupState`. [\]\(RS_MANI_00007\)](#)

As a consequence of the reference from the `StateDependentStartupConfig` to `ModeDeclaration` the `Execution Manifest` is defined for a specific `Machine` to which the binary and the Manifest is deployed.

[constr_3423]{DRAFT} `StateDependentStartupConfig` of a `Process` shall reference a `functionGroupState` [\[Each `StateDependentStartupConfig` of a `Process` shall reference at least one `ModeDeclaration` in the role `functionGroupState`. \]\(\)](#)

However, the references to function group states within the context of one `Process` shall only refer to function group states **of the same function group**. This aspect is formalized by [\[constr_1688\]](#).

[constr_1688]{DRAFT} `StateDependentStartupConfig` shall only refer to function group states of the same function group [\[For all `StateDependentStartupConfigs` aggregated in the role `Process.stateDependentStartupConfig`, references in the role `functionGroupState` to `ModeDeclaration` shall only refer to `ModeDeclarations` aggregated by the same `ModeDeclarationGroup` in the context of the same `ModeDeclarationGroupPrototype` \(that represents the actual function group\). \]\(\)](#)

It is necessary to specify constraint [\[constr_3396\]](#) to regulate the number of `StateDependentStartupConfigs` that refer to the same `ModeDeclaration` in the context of one `Process` because the resulting startup configuration would be ambiguous.

[constr_3396]{DRAFT} Number of `Process.stateDependentStartupConfig` that refer to the same `functionGroupState` [\[Within the context of a given `Process`, no two `StateDependentStartupConfigs` shall refer to the same `ModeDeclaration` in the role `functionGroupState`. \]\(\)](#)

[TPS_MANI_01046]{DRAFT} Semantics of `StateDependentStartupConfig.functionGroupState` [\[The `ModeDeclarations` referenced in the role `StateDependentStartupConfig.functionGroupState` shall be considered in a way such that the `StateDependentStartupConfig` applies if **any** of the referenced `ModeDeclarations` is active.](#)

In other words, the `ModeDeclarations` are or-ed for the determination of whether a `StateDependentStartupConfig` is applicable. [\]\(RS_MANI_00007\)](#)

[constr_3424]{DRAFT} `StateDependentStartupConfig` shall never reference the `functionGroupState Off` [\[A `StateDependentStartupConfig` shall never reference the `ModeDeclaration` that has the `shortName Off` in the role `functionGroupState`. Please note that the `Off ModeDeclaration` is a special state in a Function Group as defined by \[\\[TPS_MANI_03195\\]\]\(#\). \]\(\)](#)

[constr_1618]{DRAFT} Ability to shut down [In the context of one *Machine*, at least one *Process* shall have a *stateDependentStartupConfig.functionGroupState* that has the *shortName Shutdown*.]()

[constr_1619]{DRAFT} Ability to restart [In the context of one *Machine*, at least one *Process* shall have a *stateDependentStartupConfig.functionGroupState* that has the *shortName Restart*.]()

[TPS_MANI_01209]{DRAFT} Definition of environment variables in process scope [It is possible to define environment variables in the scope of any given *Process*.]

For this purpose the aggregation of *TagWithOptionalValue* in the role *StartupConfig.environmentVariable* exists.

The name of the environment variable shall be specified by means of the attribute *TagWithOptionalValue.key*, the value can be modeled by means of *TagWithOptionalValue.value*.

This encloses the ability to define environment variables with empty values. For this purpose, the attribute *TagWithOptionalValue.value* shall simply be omitted.] (*RS_MANI_00007*)

Class	StateDependentStartupConfig			
Package	M2::AUTOSARTemplates::AdaptivePlatform::ExecutionManifest			
Note	This meta-class defines the startup configuration for the process depending on a collection of machine states. Tags: atp.ManifestKind=ExecutionManifest atp.Status=draft			
Base	<i>ARObject</i>			
Attribute	Type	Mul.	Kind	Note
execution Dependency	ExecutionDependency	*	aggr	This attribute defines that all processes that are referenced via the <i>ExecutionDependency</i> shall be launched and shall reach a certain <i>ProcessState</i> before the referencing process is started. Tags: atp.Status=draft
functionGroup State	ModeDeclaration	*	iref	This represent the applicable <i>functionGroupMode</i> . Tags: atp.Status=draft
resourceGroup	ResourceGroup	1	ref	Reference to an applicable resource group. Tags: atp.Status=draft
startupConfig	StartupConfig	1	ref	Reference to a reusable startup configuration with startup parameters. Tags: atp.Status=draft

Table 7.3: StateDependentStartupConfig

Class	StartupConfig			
Package	M2::AUTOSARTemplates::AdaptivePlatform::ExecutionManifest			
Note	This meta-class represents a reusable startup configuration for processes.. Tags: atp.ManifestKind=ExecutionManifest atp.Status=draft			
Base	ARObject, Identifiable , MultilanguageReferrable , Referrable			
Attribute	Type	Mul.	Kind	Note
environment Variable	TagWithOptionalValue	*	aggr	This aggregation represents the collection of environment variables that shall be added to the respective Process's environment prior to launch. Tags: atp.Status=draft
scheduling Policy	SchedulingPolicyKind Enum	0..1	attr	This attribute represents the ability to define the scheduling policy for the initial thread of the application.
scheduling Priority	Integer	0..1	attr	This is the scheduling priority requested by the application itself.
startupOption	StartupOption	*	aggr	Applicable startup options Tags: atp.Status=draft

Table 7.4: StartupConfig

7.2.2 Scheduling

[TPS_MANI_01061]{DRAFT} Requirements on scheduling [The attributes [StartupConfig.schedulingPolicy](#) and [StartupConfig.schedulingPriority](#) make requirements on the scheduling of the process that is created out of launching the [Executable](#), i.e. the “outer” scheduling.

The value of these attributes has no direct impact on the behavior of any “inner” scheduling of threads.]([RS_MANI_00007](#))

[TPS_MANI_01188]{DRAFT} Semantics of attribute [schedulingPriority](#) [The value of attribute [StartupConfig.schedulingPriority](#) shall be interpreted such that the higher values represent a higher scheduling priority.]([RS_MANI_00007](#))

[constr_1692]{DRAFT} Value of [schedulingPriority](#) [The value of attribute [StartupConfig.schedulingPriority](#) shall be set to a positive integer value.]
()

Enumeration	SchedulingPolicyKindEnum
Package	M2::AUTOSARTemplates::AdaptivePlatform::ExecutionManifest
Note	This meta-class provides a set of settings that allow for the specification of a scheduling policy. For a detailed description of the scheduling policies defined in the context of this meta-class, please refer to The Open Group Base Specifications Issue 7, IEEE Std 1003.1, 2013 Edition. Tags: atp.Status=draft
Literal	Description





Enumeration	SchedulingPolicyKindEnum
schedulingPolicy Fifo	This attribute represents the setting for a FIFO scheduling policy. Tags: atp.EnumerationValue=0
schedulingPolicy Other	This attribute represents the setting for a custom scheduling policy. Tags: atp.EnumerationValue=2
schedulingPolicy RoundRobin	This attribute represents the setting for a round robin scheduling policy Tags: atp.EnumerationValue=1

Table 7.5: SchedulingPolicyKindEnum

7.2.3 Startup Options

[TPS_MANI_01014]{DRAFT} **Semantics of meta-class [StartupConfigSet](#)** [The existence of a mode-dependent startup procedure implies the existence of a number of [StartupConfigs](#) within a given project.

Meta-class [StartupConfigSet](#) is therefore used as some sort of bucket to collect a number of [StartupConfigs](#).] ([RS_MANI_00007](#))

Class	StartupConfigSet			
Package	M2::AUTOSARTemplates::AdaptivePlatform::ExecutionManifest			
Note	Collection of reusable startup configurations for processes. Tags: atp.ManifestKind=ExecutionManifest atp.Status=draft atp.recommendedPackage=StartupConfigSets			
Base	ARElement , ARObject , CollectableElement , Identifiable , MultilanguageReferrable , PackageableElement , Referrable , UploadablePackageElement			
Attribute	Type	Mul.	Kind	Note
startupConfig	StartupConfig	*	aggr	Startup configuration that is contained in the Startup ConfigSet Tags: atp.Status=draft

Table 7.6: StartupConfigSet

A POSIX process is usually started by a parent process, on the *AUTOSAR adaptive platform* this boils down to the `Execution Manager`. It is possible to pass a number of command-line options along with the command to launch the process.

The command-line options are then evaluated and taken into account by the process internally. In principle, command-line options are just a collection of tokens separated by whitespaces.

In most cases, it is not enough to have single tokens passed to the program because then the semantics of an individual token would not be unambiguous.

Therefore, conventions have evolved how to structure the collection of command-line options for launching a program.

In particular, the conventions assume the definition of pairs of command-line tokens where one token takes the role of a qualifier and the other takes the role of the value of that qualifier (example: `-v 1.0` or `--version=1.0`).

Whether or not single tokens can have a meaning depends on the individual program. For the modeling of command-line options this means:

- The model shall be able to describe a pair of command tokens that form a higher semantics in the sense that one qualifies and the other provides a value for that qualifier (example: `-v 1.0` or `--version=1.0`).
- Single tokens may have a fully-specified semantics (example: `-h`).
- It shall also be possible to just pass arguments along without any further markup (example: `../docs/config.txt`)
- Arbitrary number of tokens may appear on the command line of a program

These conclusions, along with the intention of the *AUTOSAR adaptive platform* to model the command line in a detailed way (as opposed to one opaque string), lead to the modeling of meta-class `StartupOption`.

[TPS_MANI_01015]{DRAFT} Semantics of meta-class `StartupOption` [Each `StartupOption` represents a command-line parameter that may (depending on the value of `optionKind`, see [constr_1497] and [constr_1498]) consist of one or two token.

On top of that, it is possible to specify the convention for tokens to be arranged in order to make a valid command-line parameter. The convention is represented by attribute `optionKind`.](*RS_MANI_00007*)

[TPS_MANI_01059]{DRAFT} Different values of `optionKind` within a `StartupConfig.startupOption` [The attribute `optionKind` may have a different value for each `optionKind` within a given `StartupConfig`.](*RS_MANI_00007*)

A simpler form of the statement made by [TPS_MANI_01059] is to say that different styles of startup options can be mixed within the context of a `StartupConfig`.

Please note that the usage of the value `commandLineSimpleForm` for attribute `optionKind` implicitly supports the usage of so-called “indirect files” that contain a list of startup options in order to overcome limitations regarding the total length of startup options on the command line.

In this case the typical strategy is to define a lead-in token that signals the nature of the command-line option, e.g. `@config.txt`.

[constr_1497]{DRAFT} Attribute `optionKind` set to `commandLineSimpleForm` [For any `StartupOption` where attribute `optionKind` is set to `CommandLineOptionKindEnum.commandLineSimpleForm` the attribute `optionName` **shall not** and attribute `optionArgument` **shall** exist.]()

[constr_1498]{DRAFT} Attribute **optionKind** set to **commandLineShortForm** or **commandLineLongForm** [For any `StartupOption` where attribute `optionKind` is set to value `CommandLineOptionKindEnum.commandLineShortForm` or `CommandLineOptionKindEnum.commandLineLongForm` the attribute `optionName` shall exist.]()

Class	StartupOption			
Package	M2::AUTOSARTemplates::AdaptivePlatform::ExecutionManifest			
Note	This meta-class represents a single startup option consisting of option name and an optional argument. Tags: atp.ManifestKind=ExecutionManifest atp.Status=draft			
Base	<i>AObject</i>			
Attribute	Type	Mul.	Kind	Note
optionArgument	String	0..1	attr	This attribute defines option value.
optionKind	CommandLineOptionKindEnum	1	attr	This attribute specifies the style how the command line options appear in the command line.
optionName	String	0..1	attr	This attribute defines option name.

Table 7.7: StartupOption

Enumeration	CommandLineOptionKindEnum		
Package	M2::AUTOSARTemplates::AdaptivePlatform::ExecutionManifest		
Note	This enum defines the different styles how the command line option appears in the command line. Tags: atp.Status=draft		
Literal	Description		
commandLineLongForm	Long form of command line option. Example: -version=1.0 -help Tags: atp.EnumerationValue=1		
commandLineShortForm	Short form of command line option. Example: -v 1.0 -h Tags: atp.EnumerationValue=0		
commandLineSimpleForm	In this case the command line option does not have any formal structure. Just the value is passed to the program. Tags: atp.EnumerationValue=2		

Table 7.8: CommandLineOptionKindEnum

7.2.4 Resources

Meta-class `StateDependentStartupConfig` also supports the specification of a relation to a resource group.

[TPS_MANI_01017]{DRAFT} **Relation of startup configuration to resource group**
 [The modeling of a resource group is possible by means of meta-class `ResourceGroup` in the `OsModuleInstantiation` of the `Machine` and the assignment of a `Process` to a `ResourceGroup` is supported by the association from `StateDependentStartupConfig` to `ResourceGroup` in the role `resourceGroup`.]
 (RS_MANI_00007)

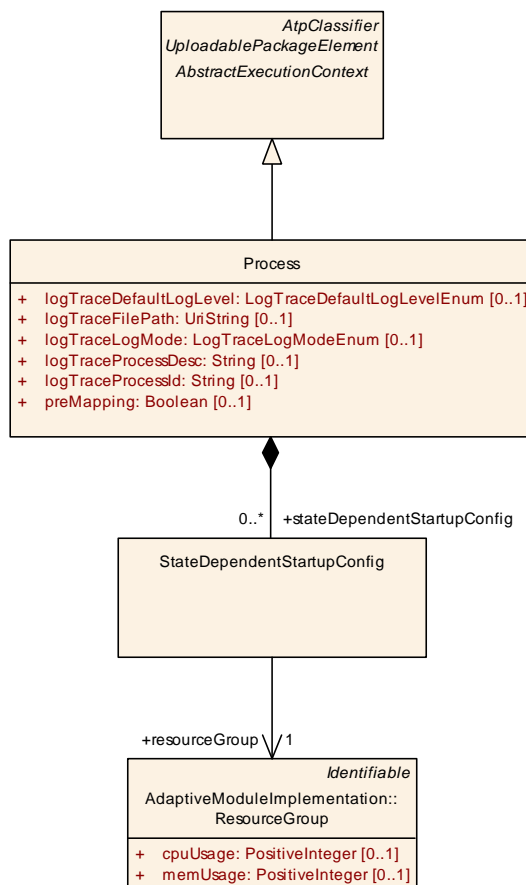


Figure 7.4: Modeling of how `Process` relates to `ResourceGroup`

[constr_3413]{DRAFT} **StateDependentStartupConfig of a Process is mapped to exactly one ResourceGroup** [Each `StateDependentStartupConfig` of a `Process` shall be assigned to exactly one `ResourceGroup` that is defined in the Machine Manifest.]()

7.2.5 Execution Dependency

The modeling of an execution dependency makes two `Processes` become associated to each other by means of the definition of an `ExecutionDependency`.

But since the reference that defines the execution dependency is modeled as an `<<instanceRef>>` the referenced `Process` needs to be extracted from the context references in the `<<instanceRef>>`.

Once the two `Processes` are identified it is necessary for the validity of the startup dependency that they refer to the identical function group.

[TPS_MANI_01041]{DRAFT} Startup configuration supports the definition of a launch sequence dependency [The modeling of startup configuration also supports the definition of a launch sequence dependency, formalized by the meta-class `ExecutionDependency` that is aggregated by `StateDependentStartupConfig` in the role `executionDependency`.

The `ExecutionDependency` allows to define a dependency to a process that needs to be in a specific process state before the process that aggregates the `ExecutionDependency` via `StateDependentStartupConfig` is launched.]
(*RS_MANI_00007*)

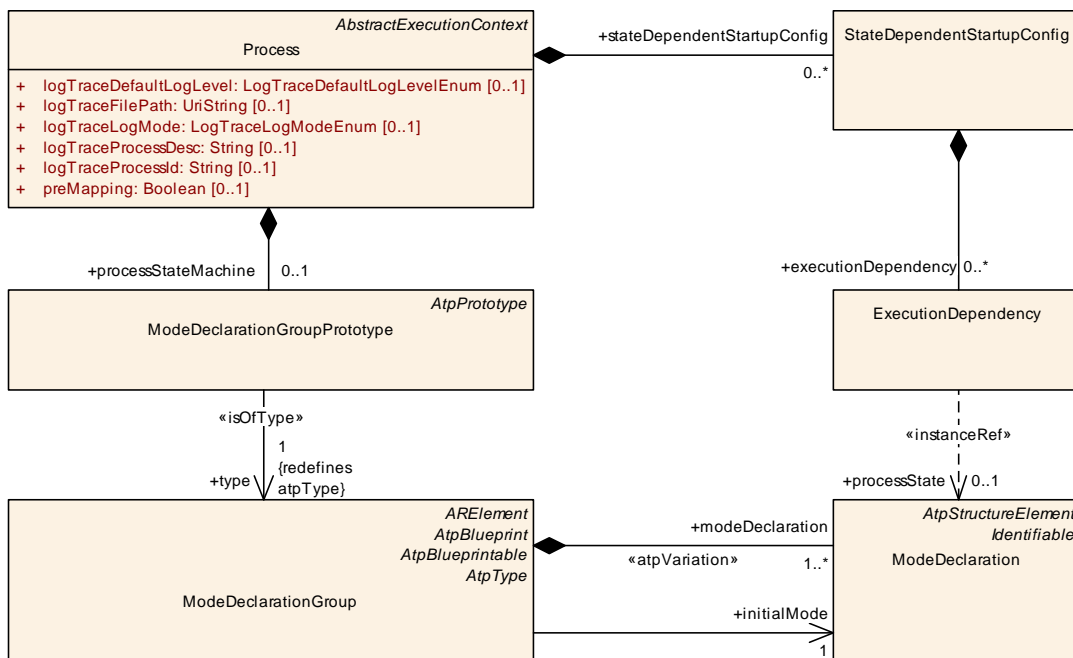


Figure 7.5: Modeling of how `Process` relates to `ModeDeclaration` owned by another `Process`

[constr_1689]{DRAFT} Modeling of a startup dependency between different `Processes` [The existence of attribute `Process.stateDependentStartupConfig.executionDependency` is only valid if the owner of the `stateDependentStartupConfig.executionDependency` (in other words: the referencing `Process`) and the owner of the `ModeDeclarationGroupPrototype` referenced in the role `contextModeDeclarationGroupPrototype` within the reference `stateDependentStartupConfig.executionDependency.processState` (i.e. the referenced `Process`) refer to the identical function group state formalized as `ModeDeclaration`.]()

Figure 7.6 provides an exemplary explanation of [constr_1689]. In this example, `Process` “B” (the referencing `Process` as of [constr_1689]) defines an `executionDependency` to `Process` “A”.

This `executionDependency` is only valid if both `Process` “A” and `Process` “B” aggregate a `StateDependentStartupConfig` that refers to the same function group state “MD” within function group “FG”.

`Process` “A” can be found by following the `ExecutionDependency` (specifically the `contextModeDeclarationGroupPrototype`) and the `<<instanceRef>>` that goes from the `ExecutionDependency` to the `Process State` “PS”.

The **owner** of “PS” is `Process` “B”, and if “B” refers to function group state “MD” within function group “FG” and if “A” refers to function group state “MD” within “FG” then the constraint [`constr_1689`] is fulfilled.

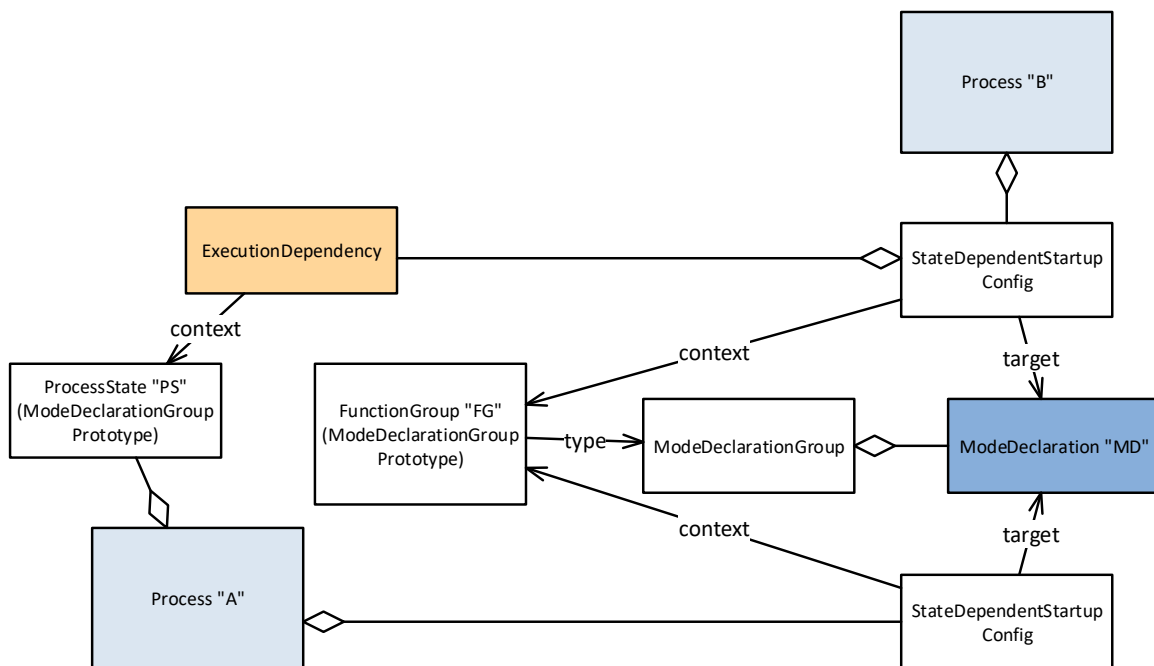


Figure 7.6: Explanation of dependencies from one `Process` to another

Class	ExecutionDependency			
Package	M2::AUTOSARTemplates::AdaptivePlatform::ExecutionManifest			
Note	This element defines a <code>ProcessState</code> in which a dependent process needs to be before the process that aggregates the <code>ExecutionDependency</code> element can be started. Tags: atp.ManifestKind=ExecutionManifest atp.Status=draft			
Base	<i>ARObject</i>			
Attribute	Type	Mul.	Kind	Note
processState	ModeDeclaration	0..1	iref	This represent the applicable modeDeclaration that represents an <code>ProcessState</code> . Tags: atp.Status=draft

Table 7.9: ExecutionDependency

[constr_1606]{DRAFT} **Processes with mutual ExecutionDependencies** [A `Process.stateDependentStartupConfig.executionDependency` shall not refer to any `ModeDeclaration` owned by a second `Process` that in turn refers via `stateDependentStartupConfig.executionDependency` to any `ModeDeclaration` owned by the first `Process`.]()

7.2.6 Assignment of Processes to Function Group states

There are use cases where starting and terminating of individual groups of processes is necessary. This is supported in AUTOSAR by function groups that group processes together.

A function group may have a number of function group states, e.g. Running, Idle, Terminating. The `StateDependentStartupConfig` of a `Process` can be assigned to a function group state and the start-up of the `Process` will then depend on this assignment.

The modeling of function groups and their function group states is described in [section 6.2](#) in more detail. The usage of Function Groups is described in more detail in [17].

[TPS_MANI_03152]{DRAFT} **Assignment of a StateDependentStartupConfig to a function group state** [The `StateDependentStartupConfig` is assigned to a function group state with the `functionGroupState` reference.]([RS_MANI_00041](#))

7.3 Deterministic Client

As already explained in [section 3.16.1](#), there is a use case to support the concept of the so-called `Deterministic Client` on the *AUTOSAR adaptive platform*. The conceptual background of `Deterministic Client` is explained in the SWS Execution Management [17].

The support for this concept consists of two aspects. The *design aspect* has already been explained in [section 3.16.1](#) while the *deployment aspect* is discussed in this chapter.

[TPS_MANI_01203]{DRAFT} **Semantics of DeterministicClient** [The existence of reference `Process.deterministicClient` means that the enclosing `Process` implements the concept of a `Deterministic Client`.

Further information for the configuration of the `Deterministic Client` can be obtained from the `ProcessDesign` referenced in the role `Process.design`.]([RS_MANI_00050](#))

The details of the support for `Deterministic Client` are visualized in [Figure 7.7](#).

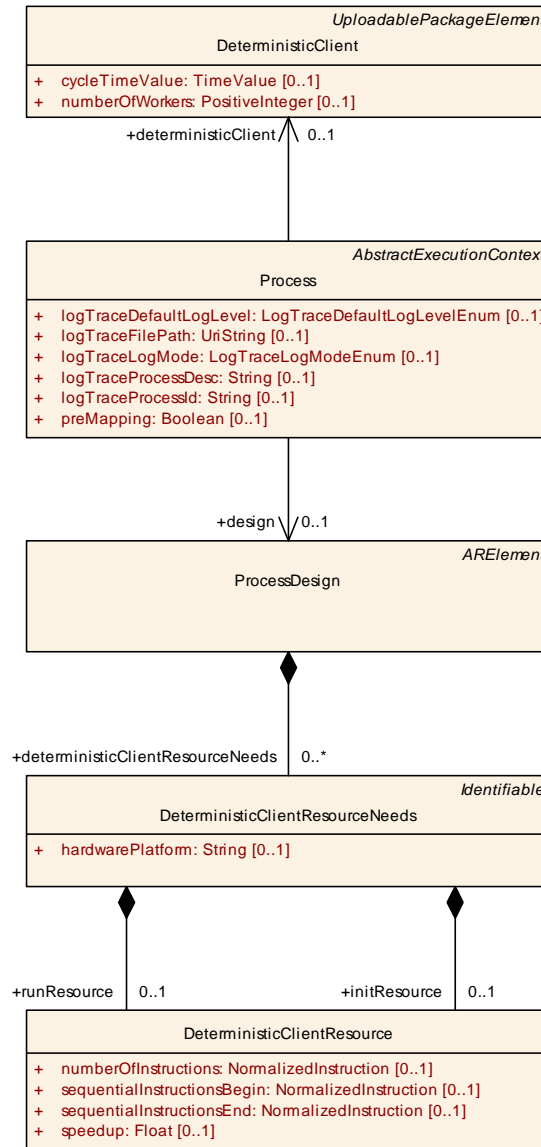


Figure 7.7: Modeling of support for Deterministic Client in the deployment

Class	DeterministicClient			
Package	M2::AUTOSARTemplates::AdaptivePlatform::ExecutionManifest			
Note	The meta-class DeterministicClient provides the ability to support the deterministic execution of one or more processes with specific configuration parameters for DeterministicClient library functions. Tags: atp.Status=draft atp.recommendedPackage=DeterministicClients			
Base	ARElement , ARObject , CollectableElement , Identifiable , MultilanguageReferrable , PackageableElement , Referrable , UploadablePackageElement			
Attribute	Type	Mul.	Kind	Note
cycleTimeValue	TimeValue	0..1	attr	This attribute represents the cycle time for execution of a DeterministicClient activation cycle.





<i>Class</i>	DeterministicClient			
numberOfWorkers	PositiveInteger	0..1	attr	Number of independent workers that process data-sets. Size of the worker pool shall be decided based on availability of resources like processor cores or memory.

Table 7.10: DeterministicClient

8 Platform Module Development

The configuration settings for individual Adaptive Autosar modules are covered by specializations of the abstract class `AdaptiveModuleInstantiation`.

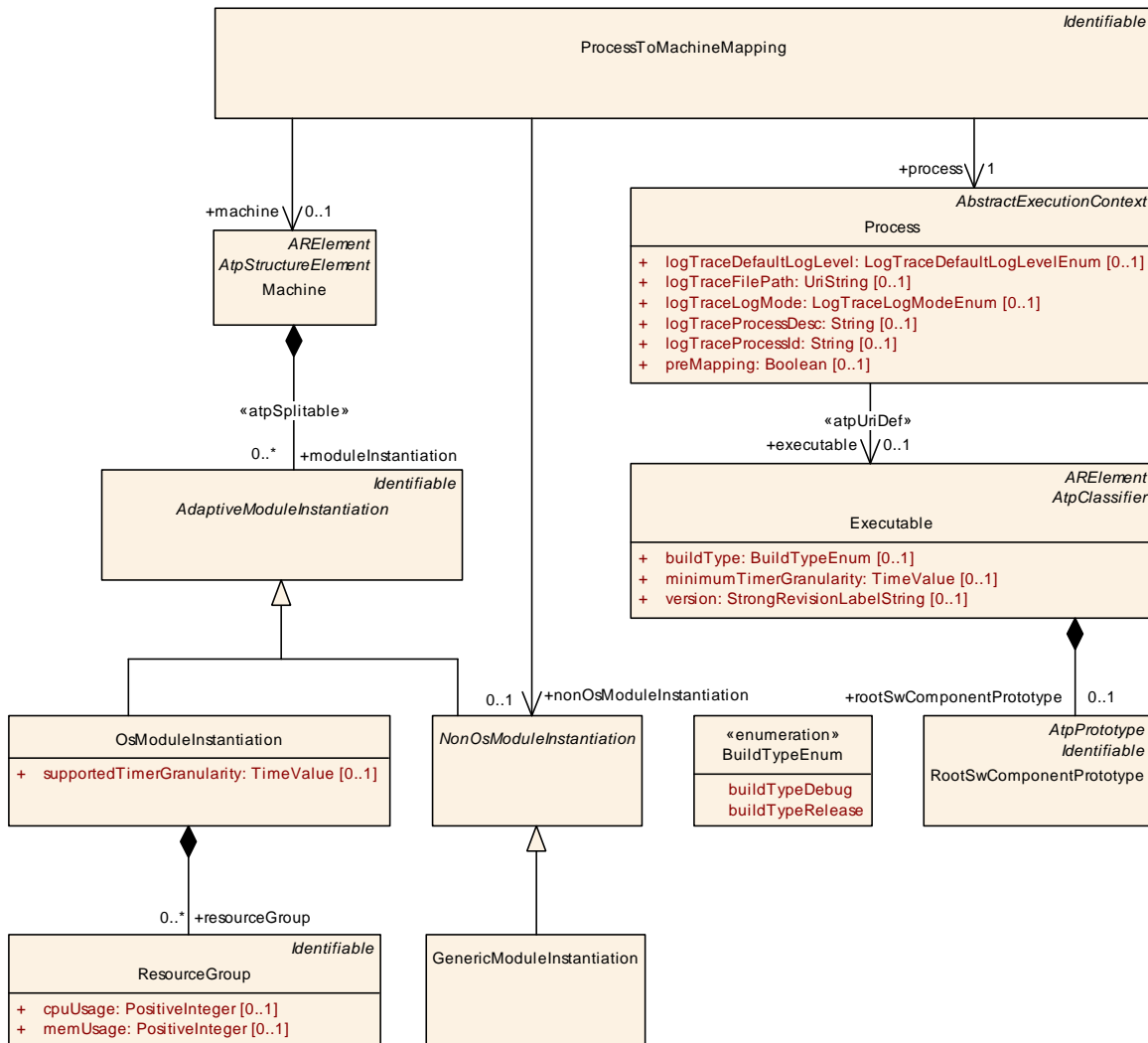


Figure 8.1: Adaptive Autosar Module Configuration

Class	<code>AdaptiveModuleInstantiation</code> (abstract)
Package	M2::AUTOSARTemplates::AdaptivePlatform::PlatformModuleDeployment::AdaptiveModuleImplementation
Note	This meta-class defines the abstract attributes for the configuration of an adaptive autosar module instance on a specific machine. Tags: atp.ManifestKind=MachineManifest atp.Status=draft
Base	<code>ARObject</code> , <code>Identifiable</code> , <code>MultilanguageReferrable</code> , <code>Referrable</code>
Subclasses	<code>NonOsModuleInstantiation</code> , <code>OsModuleInstantiation</code>





Class	<i>AdaptiveModuleInstantiation</i> (abstract)			
Attribute	Type	Mul.	Kind	Note
–	–	–	–	–

Table 8.1: AdaptiveModuleInstantiation

Each Adaptive Autosar module other than OS can be assigned to a [Process](#) with the [ProcessToMachineMapping](#).

[constr_1490]{DRAFT} Allowed value of [category](#) for reference [ProcessToMachineMapping.process.executable](#) [The value of [category](#) of an [Executable](#) referenced in the role [ProcessToMachineMapping.process.executable](#) shall **only** be set to [PLATFORM_LEVEL](#) (see [\[constr_1605\]](#)).]()

The meta-class [GenericModuleInstantiation](#) can be used to define configuration settings of generic modules and modules that are not standardized by AUTOSAR. Different modules are distinguishable by the [category](#) attribute.

Please note that both elements are [Identifiable](#) and therefore are able to describe special data ([sdg](#)), by which means it is possible to define generic custom settings that are not represented by the standard model. For more information, please refer to the AUTOSAR Generic Structure Template [6].

[TPS_MANI_03096]{DRAFT} Machine-specific configuration settings for a generic module [The [Machine](#)-specific configuration settings for a generic module are collected in [GenericModuleInstantiation](#) where the value of attribute [category](#) value denotes the module.]([RS_MANI_00023](#))

Class	<i>GenericModuleInstantiation</i>			
Package	M2::AUTOSARTemplates::AdaptivePlatform::PlatformModuleDeployment::AdaptiveModuleImplementation			
Note	This meta-class defines the attributes for the generic module configuration on a specific machine. Different modules are distinguishable by the category attribute. This element can also be used to describe modules that are not standardized by AUTOSAR. Tags: atp.ManifestKind=MachineManifest atp.Status=draft			
Base	ARObject , AdaptiveModuleInstantiation , Identifiable , MultilanguageReferrable , NonOsModuleInstantiation , Referrable			
Attribute	Type	Mul.	Kind	Note
–	–	–	–	–

Table 8.2: GenericModuleInstantiation

8.1 OS Module configuration

[TPS_MANI_03098]{DRAFT} Machine-specific configuration settings for the OS module [The [Machine](#)-specific configuration settings for the OS module are collected in [OsModuleInstantiation](#).]([RS_MANI_00023](#))

Class	OsModuleInstantiation			
Package	M2::AUTOSARTemplates::AdaptivePlatform::PlatformModuleDeployment::AdaptiveModuleImplementation			
Note	This meta-class defines the attributes for the OS configuration on a specific machine. Tags: atp.ManifestKind=MachineManifest atp.Status=draft			
Base	ARObject, AdaptiveModuleInstantiation , Identifiable , MultilanguageReferrable , Referrable			
Attribute	Type	Mul.	Kind	Note
resourceGroup	ResourceGroup	*	aggr	This represents the collection of ResourceGroups owned by the enclosing OsModuleImplementation. Tags: atp.Status=draft
supportedTimerGranularity	TimeValue	0..1	attr	This attribute describes the supported timer granularity (TimeValue of one tick). Tags: atp.Status=draft

Table 8.3: OsModuleInstantiation

AUTOSAR supports the configuration of [ResourceGroups](#) in the [OsModuleInstantiation](#) of the [Machine](#) that correspond for example to cgroups (aka control groups) in Linux. [ResourceGroups](#) provide a mechanism to manage system resources by partitioning constraints like [cpuUsage](#) and [memUsage](#) into groups that limit the resource usage for a collection of processes (see also [TPS_MANI_01017]).

[constr_1661]{DRAFT} Multiplicity of [OsModuleInstantiation.resourceGroup](#) [Any given [OsModuleInstantiation](#) shall always define at least one [resourceGroup](#).]()

The rationale for [constr_1661] is that the [StateDependentStartupConfig](#) requires a reference to a [ResourceGroup](#).

Class	ResourceGroup			
Package	M2::AUTOSARTemplates::AdaptivePlatform::PlatformModuleDeployment::AdaptiveModuleImplementation			
Note	This meta-class represents a resource group that limits the resource usage of a collection of processes. Tags: atp.ManifestKind=MachineManifest atp.Status=draft			
Base	ARObject, Identifiable , MultilanguageReferrable , Referrable			
Attribute	Type	Mul.	Kind	Note
cpuUsage	PositiveInteger	0..1	attr	CPU resource limit in percentage of the total CPU capacity on the machine.
memUsage	PositiveInteger	0..1	attr	Memory limit in bytes.

Table 8.4: ResourceGroup

[constr_3412]{DRAFT} [OsModuleInstantiation](#) shall have at least one [ResourceGroup](#) [An [OsModuleInstantiation](#) in the [Machine](#) shall own at least one [ResourceGroup](#).]()

8.2 Persistency Deployment

8.2.1 Overview

This chapter explains the part of the support for persistent storage in terms of mapping of concrete storage models to the corresponding parts of the application software.

[TPS_MANI_01205]{DRAFT} **Semantics of meta-class `PersistencyDeployment`**
 [Abstract meta-class `PersistencyDeployment` provides shared attributes to more specific specializations.] (*RS_MANI_00027*)

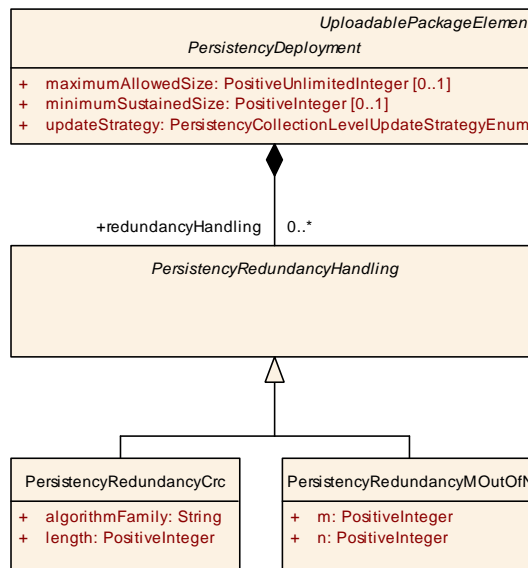


Figure 8.2: Modeling of the abstract base class `PersistencyDeployment`

Class	<i>PersistencyDeployment</i> (abstract)			
Package	M2::AUTOSARTemplates::AdaptivePlatform::PlatformModuleDeployment::Persistency			
Note	This abstract meta-class serves as a base class for concrete classes representing different aspects of persistency. Tags: atp.Status=draft			
Base	ARElement , ARObject , CollectableElement , Identifiable , MultilanguageReferrable , PackageableElement , Referrable , UploadablePackageElement			
Subclasses	PersistencyFileArray , PersistencyKeyValueDatabase			
Attribute	Type	Mul.	Kind	Note
maximum AllowedSize	PositiveUnlimitedInteger	0..1	attr	The value of this attribute represents the maximum size allowed at deployment time for the enclosing Persistency Deployment.
minimum SustainedSize	PositiveInteger	0..1	attr	The value of this attribute represents the minimum size guaranteed at deployment time for the enclosing PersistencyDeployment.
redundancy Handling	PersistencyRedundancy Handling	*	aggr	This aggregation represents the chosen approaches to handle redundancy. Tags: atp.Status=draft





Class	<i>PersistencyDeployment</i> (abstract)			
updateStrategy	PersistencyCollection LevelUpdateStrategy Enum	1	attr	This attribute shall be used to specify the update strategy of the respective <i>PersistencyDeployment</i> as a whole.

Table 8.5: PersistencyDeployment

[TPS_MANI_01206]{DRAFT} Modeling of redundancy in the context of [PersistencyDeployment](#) [In contrast to the specification of redundancy on design level where the modeling is more or less reduced to an “on/off” semantics, the deployment level provides the ability to provide a more detailed definition of redundant behavior for both key-value storage as well as files.

This modeling is attached to the abstract base class [PersistencyDeployment](#) in order to let both aspects of persistence on the *AUTOSAR adaptive platform* benefit from the existence of meta-class [PersistencyRedundancyHandling](#).]
([RS_MANI_00027](#))

[TPS_MANI_01207]{DRAFT} Standardized values of attribute [PersistencyRedundancyCrc.algorithmFamily](#) [The following values of attribute [PersistencyRedundancyCrc.algorithmFamily](#) are standardized by AUTOSAR:

- **CRC_J1850**
- **CRC_CCITT_FALSE**
- **CRC_ETHERNET**
- **CRC_0x42F0E1EBA9EA3693**
- **CRC_8H2F**
- **CRC_16ARC**
- **CRC_32P4**

] ([RS_MANI_00027](#))

[constr_1668]{DRAFT} Allowed combinations of [PersistencyRedundancyCrc.length](#) and [algorithmFamily](#) [The allowed combinations of [PersistencyRedundancyCrc.length](#) and [algorithmFamily](#) are documented in Table 8.6.]
()

	8	16	32	64
CRC_J1850	X			
CRC_CCITT_FALSE		X		
CRC_ETHERNET			X	



△

CRC_0x42F0E1EBA9EA3693				X
CRC_8H2F	X			
CRC_16ARC		X		
CRC_32P4			X	

Table 8.6: Allowed combinations of [PersistenceRedundancy-Crc.length](#) and [algorithmFamily](#)

Class	<i>PersistenceRedundancyHandling</i> (abstract)			
Package	M2::AUTOSARTemplates::AdaptivePlatform::PlatformModuleDeployment::Persistence			
Note	This abstract base class represents a formal description of redundancy. Tags: atp.Status=draft			
Base	<i>ARObject</i>			
Subclasses	PersistenceRedundancyCrc , PersistenceRedundancyMOutOfN			
Attribute	Type	Mul.	Kind	Note
–	–	–	–	–

Table 8.7: PersistenceRedundancyHandling

Class	<i>PersistenceRedundancyCrc</i>			
Package	M2::AUTOSARTemplates::AdaptivePlatform::PlatformModuleDeployment::Persistence			
Note	This meta-class formally describes the usage of a CRC for the implementation of redundancy. Tags: atp.Status=draft			
Base	<i>ARObject</i> , PersistenceRedundancyHandling			
Attribute	Type	Mul.	Kind	Note
algorithmFamily	String	1	attr	This attribute identifies the algorithm family that is used to execute the CRC.
length	PositiveInteger	1	attr	This attribute describes the length of the CRC in the unit bits.

Table 8.8: PersistenceRedundancyCrc

Class	<i>PersistenceRedundancyMOutOfN</i>			
Package	M2::AUTOSARTemplates::AdaptivePlatform::PlatformModuleDeployment::Persistence			
Note	This meta-class provides the ability to describe redundancy via an "M out of N" approach. In this case N is the number of copies created and M is the minimum number of identical copies to justify a reliable read access to the data. Tags: atp.Status=draft			
Base	<i>ARObject</i> , PersistenceRedundancyHandling			
Attribute	Type	Mul.	Kind	Note
m	PositiveInteger	1	attr	This attribute represents the "M" coordinate in the "M out of N" scheme.
n	PositiveInteger	1	attr	This attribute represents the "N" coordinate in the "M out of N" scheme.

Table 8.9: PersistenceRedundancyMOutOfN

8.2.2 Deployment of Persistent Data

[TPS_MANI_01079]{DRAFT} **Semantics of [PersistencyKeyValueDatabase](#)** [Meta-class [PersistencyKeyValueDatabase](#) represents an actual database or similar entity used for persistently storing data.]([RS_MANI_00027](#))

Class	PersistencyKeyValueDatabase			
Package	M2::AUTOSARTemplates::AdaptivePlatform::PlatformModuleDeployment::Persistency			
Note	This meta-class represents the ability to model a key/value data base on deployment level. Tags: atp.ManifestKind=ExecutionManifest atp.Status=draft atp.recommendedPackage=PersistencyKeyValueDatabases			
Base	ARElement , ARObject , CollectableElement , Identifiable , MultilanguageReferrable , PackageableElement , PersistencyDeployment , Referrable , UploadablePackageElement			
Attribute	Type	Mul.	Kind	Note
keyValuePair	PersistencyKeyValuePair	*	aggr	This aggregation represents the key-value-pairs owned by the enclosing PersistencyKeyValueDatabase Tags: atp.Status=draft
uri	UriString	0..1	attr	This attribute holds the storage location for the PersistencyKeyValueDatabase / PersistencyFile , e.g. file on the file system.

Table 8.10: PersistencyKeyValueDatabase

[TPS_MANI_01147]{DRAFT} **Semantics of [PersistencyKeyValueDatabase.updateStrategy](#)** [The attribute [PersistencyKeyValueDatabase.updateStrategy](#) shall be used to specify the strategy for updating the actual persistent elements.

This update strategy shall be applied to the [PersistencyKeyValueDatabase](#) as a whole except for the explicitly modeled [keyValuePairs](#) that define their own [updateStrategy](#).]([RS_MANI_00027](#))

[TPS_MANI_01196]{DRAFT} **Semantics of [PersistencyKeyValueDatabase.minimumSustainedSize](#)** [Attribute [PersistencyKeyValueDatabase.minimumSustainedSize](#) can be used for the definition of a **minimum amount of storage** that the [PersistencyKeyValueDatabase](#) will need to allocate from an integrator's point of view.

It is the responsibility of the underlying platform to make sure that this minimum amount of storage is available at any time.]([RS_MANI_00027](#))

[TPS_MANI_01197]{DRAFT} **Semantics of [PersistencyKeyValueDatabase.maximumAllowedSize](#)** [Attribute [PersistencyKeyValueDatabase.maximumAllowedSize](#) can be used for the definition of the **maximum amount of storage** that the [PersistencyKeyValueDatabase](#) may need to allocate from an integrator's point of view.

It is the responsibility of the underlying platform to make sure that this maximum amount of storage is available at any time.]([RS_MANI_00027](#))

[TPS_MANI_01144]{DRAFT} **Semantics of [PersistencyKeyValuePair](#)** [Meta-class [PersistencyKeyValuePair](#) represents an **entry** to an actual database (formalized by [PersistencyKeyValueDatabase](#)) or similar entity used for persistently storing data.]([RS_MANI_00027](#))

Class	PersistencyKeyValuePair			
Package	M2::AUTOSARTemplates::AdaptivePlatform::PlatformModuleDeployment::Persistency			
Note	This meta-class represents the ability to formally model a key-value pair in the context of the deployment of persistency. Tags: atp.ManifestKind=ExecutionManifest atp.Status=draft			
Base	ARObject , Identifiable , MultilanguageReferrable , Referrable			
Attribute	Type	Mul.	Kind	Note
initValue	ValueSpecification	1	aggr	This aggregation represents the ability to define an initial value for the value side of the key-value pair. Tags: atp.Status=draft
updateStrategy	PersistencyElementLevelUpdateStrategyEnum	0..1	attr	This attribute can be used to specify the update strategy of the respective PersistencyKeyValuePair .
valueDataType	AbstractImplementationDataType	1	ref	This reference represents the data type applicable for the value of the key-value pair. Tags: atp.Status=draft

Table 8.11: [PersistencyKeyValuePair](#)

The modeling of [PersistencyKeyValuePair](#) aggregated in the role [PersistencyKeyValueDatabase.keyValuePair](#) is optional. It would be possible to use persistency functionality regardless of the existence of [keyValuePair](#).

However, the presence of [keyValuePair](#) gives more freedom and ways for the customization of behavior.

[TPS_MANI_01078]{DRAFT} **Semantics of [PersistencyPortPrototypeToKeyValueDatabaseMapping](#)** [Meta-class [PersistencyPortPrototypeToKeyValueDatabaseMapping](#) has the ability to map a specific [PortPrototype](#) referenced in the role [portPrototype](#) to a [PersistencyKeyValueDatabase](#) referenced in the role [keyValueStorage](#).

The mapping also comprises a reference to meta-class [process](#) in order to accommodate for the fact that identical combinations of [keyValueStorage](#) and [portPrototype](#) may or may not apply for a given [Process](#) that represents the enclosing [Executable](#) at runtime.]([RS_MANI_00027](#))

[constr_1555]{DRAFT} **Restriction applicable for [PersistencyPortPrototypeToKeyValueDatabaseMapping.portPrototype](#)** [The reference [PersistencyPortPrototypeToKeyValueDatabaseMapping.portPrototype](#) shall only be used for a [PortPrototype](#) typed by a [PersistencyKeyValueDatabaseInterface](#).]()

[TPS_MANI_01155]{DRAFT} **[PersistencyKeyValueDatabase.updateStrategy](#) overrides [PersistencyKeyValueDatabaseInterface.updateStrategy](#)** [The value of attribute [PersistencyKeyValueDatabase.updateStrategy](#) shall

override the value of `PersistencyKeyValueDatabaseInterface.updateStrategy` for any combination of `PersistencyKeyValueDatabaseInterface` mapped to a `PersistencyKeyValueDatabase` by means of a `PersistencyPortPrototypeToKeyValueDatabaseMapping`.](RS_MANI_00027)

This means that the integrator of the software gets the authority to either agree to the designer's point of view or else override the designer's decision based on superior knowledge regarding the integration strategy.

[TPS_MANI_01157]{DRAFT} Semantics of `updateStrategy` on collection level
[The semantics of attribute `updateStrategy` on collection level is specified in Table 8.12.

The table applies for both the attribute `PersistencyKeyValueDatabase.updateStrategy` as well as for attribute `PersistencyFileArray.updateStrategy`.](RS_MANI_00027)

<code>updateStrategy</code>	Use Case: Installation	Use Case: Update
<code>delete</code>	irrelevant	delete all elements not contained in current manifest
<code>keepExisting</code>	irrelevant	keep all elements not contained in current manifest

Table 8.12: Semantics of `updateStrategy` on collection level

[TPS_MANI_01159]{DRAFT} Semantics of `updateStrategy` on element level
[The semantics of attribute `updateStrategy` on element level is specified in Table 8.13.

The table applies for both attribute `PersistencyKeyValuePair.updateStrategy` as well as for attribute `PersistencyFile.updateStrategy`.](RS_MANI_00027)

<code>updateStrategy</code>	Use Case: Installation	Use Case: Update
<code>delete</code>	don't create	remove
<code>keepExisting</code>	create	do nothing
<code>overwrite</code>	create	replace

Table 8.13: Semantics of `updateStrategy` on element level

Class	PersistencyPortPrototypeToKeyValueDatabaseMapping			
Package	M2::AUTOSARTemplates::AdaptivePlatform::PlatformModuleDeployment::Persistency			
Note	This meta-class represents the ability to define a mapping between a PortPrototype and a key value database used in a persistent storage. Tags: atp.ManifestKind=ExecutionManifest atp.Status=draft atp.recommendedPackage=PersistentPortPrototypeToKeyValueDatabaseMappings			
Base	<i>ARElement</i> , <i>ARObject</i> , <i>CollectableElement</i> , <i>Identifiable</i> , <i>MultilanguageReferrable</i> , <i>PackageableElement</i> , <i>Referrable</i> , <i>UploadablePackageElement</i>			
Attribute	Type	Mul.	Kind	Note





Class		PersistencyPortPrototypeToKeyValueDatabaseMapping		
keyValueStorage	PersistencyKeyValueDatabase	1	ref	This reference represents the mapped key-value storage. Tags: atp.Status=draft
portPrototype	PortPrototype	0..1	iref	This reference represents the affected Persistency Port Prototype Tags: atp.Status=draft
process	Process	1	ref	This reference represents the process required for context of the mapping. Tags: atp.Status=draft

Table 8.14: PersistencyPortPrototypeToKeyValueDatabaseMapping

Please note that typically the existence of [PersistencyKeyValueDatabase.keyValuePair](#) depends on the existence of [PersistencyKeyValueDatabaseInterface.dataElement](#).

On the other hand, if a [PersistencyKeyValueDatabase](#) contains [PersistencyKeyValuePairs](#) that do not correspond to any [dataElements](#) of the [PersistencyKeyValueDatabaseInterface](#) that is mapped (indirectly) via [PersistencyPortPrototypeToKeyValueDatabaseMapping](#) then those [keyValuePairs](#) are created within the [PersistencyKeyValueDatabase](#).

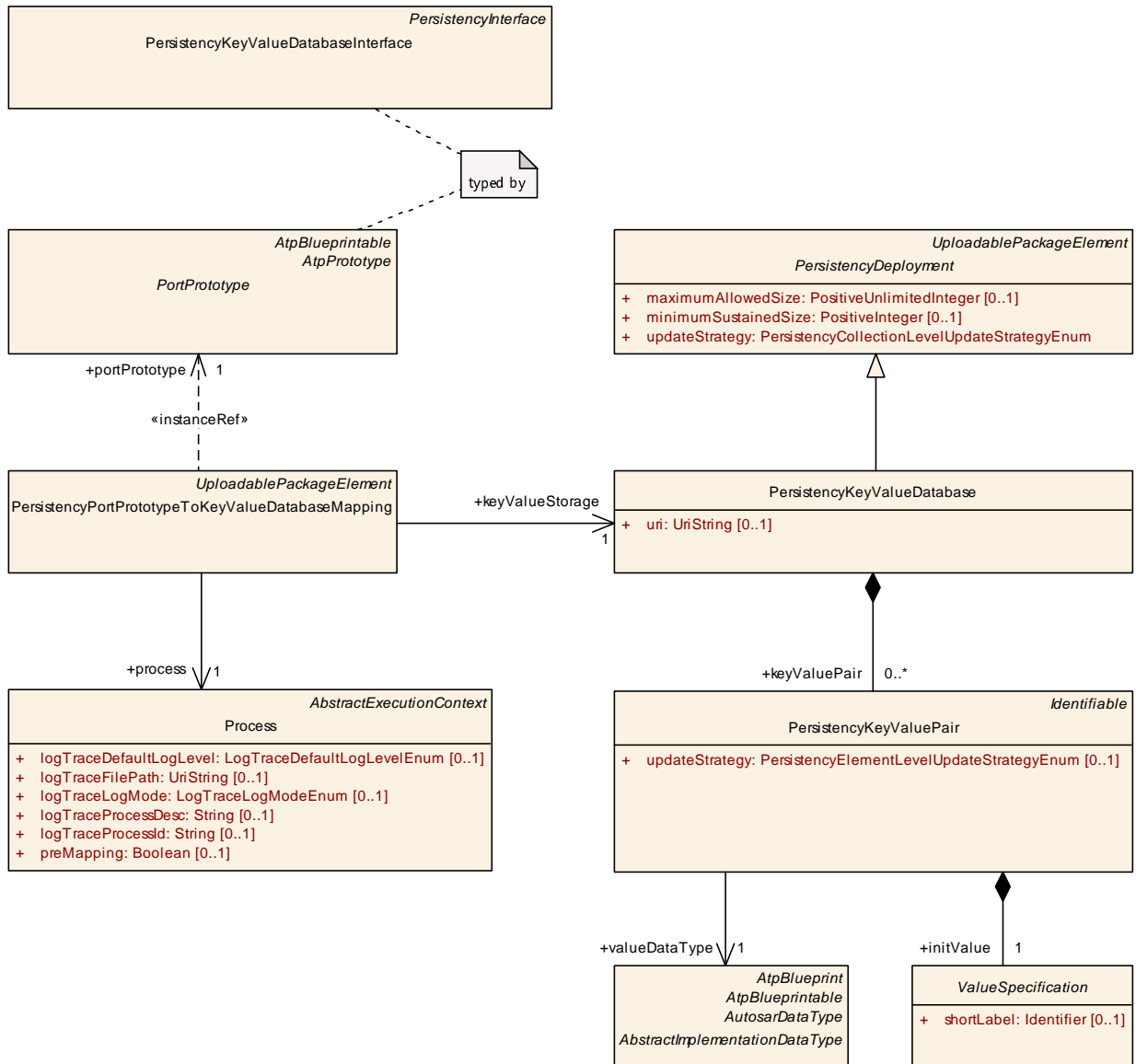


Figure 8.3: Connect a specific `PortPrototype` to a `PersistencyKeyValueDatabase`

[TPS_MANI_01146]{DRAFT} **Initial value for `PersistencyKeyValuePair`** [It is possible to define an initial value for a given `PersistencyKeyValuePair` by means of the aggregation of `ValueSpecification` in the role `initValue`.] ([RS_MANI_00027](#))

[constr_1554]{DRAFT} **Restriction regarding `PersistencyKeyValuePair.initValue`** [The concrete sub-class of `ValueSpecification` aggregated in the role `PersistencyKeyValuePair.initValue` shall not (after resolving a possible redirection by means of `ConstantReference`) be one of the following:

- [ApplicationValueSpecification](#)
- [ApplicationRuleBasedValueSpecification](#)
- [ReferenceValueSpecification](#)

|()

[TPS_MANI_01148]{DRAFT} **Semantics of `PersistencyKeyValuePair.updateStrategy`** [The attribute `PersistencyKeyValuePair.updateStrategy` can be used to specify the strategy for updating the actual persistent element that corresponds to `PersistencyKeyValuePair`.](*RS_MANI_00027*)

[TPS_MANI_01156]{DRAFT} **`PersistencyKeyValuePair.updateStrategy` overrides `PersistencyKeyValueDatabase.updateStrategy`** [The value specified for `PersistencyKeyValuePair.updateStrategy` overrides the value of `PersistencyKeyValueDatabase.updateStrategy` for this specific `PersistencyKeyValuePair`.](*RS_MANI_00027*)

[TPS_MANI_01182]{DRAFT} **`PersistencyKeyValuePair.updateStrategy` overrides `PersistencyDataElement.updateStrategy`** [The value of attribute `PersistencyKeyValuePair.updateStrategy` overrides the value of attribute `PersistencyDataElement.updateStrategy`](*RS_MANI_00027*)

This means that the integrator of the software gets the authority to either agree to the designer's point of view or else overrule the designer's decision based on superior knowledge regarding the integration strategy.

[constr_1582]{DRAFT} **`PersistencyKeyValuePair.valueDataType` shall match to `AbstractImplementationDataType` for the corresponding `PersistencyDataElement`** [Each `PersistencyKeyValuePair.valueDataType` shall match the `AbstractImplementationDataType` that either directly or indirectly (via the applicable `DataTypeMap`) types the corresponding (based on identical values of the respective `shortName`) `PersistencyDataElement`.]()

[constr_1666]{DRAFT} **References from `PersistencyPortPrototypeToKeyValueDatabaseMapping` to `PersistencyKeyValueDatabase`** [Each `PersistencyKeyValueDatabase` shall only be referenced by at most one `PersistencyPortPrototypeToKeyValueDatabaseMapping`.]()

8.2.3 Deployment of Files

[TPS_MANI_01150]{DRAFT} **Semantics of `PersistencyFileArray`** [A `PortPrototype` typed by a `PersistencyFileProxyInterface` actually builds an abstraction for an entire array of files.

This abstraction is also visible in the deployment by means of the existence of the companion meta-class `PersistencyFileArray`.

This approach allows for the dynamic creation and/or deletion of files during runtime while still keeping the structural model of the file interaction static.](*RS_MANI_00027*)

Class	PersistencyFileArray			
Package	M2::AUTOSARTemplates::AdaptivePlatform::PlatformModuleDeployment::Persistency			
Note	<p>This meta-class comes with the ability to define an array of single files that creates the deployment-side counterpart to a PortPrototype typed by a PersistencyFileProxyInterface.</p> <p>Tags: atp.ManifestKind=ExecutionManifest atp.Status=draft atp.recommendedPackage=PersistencyFileArrays</p>			
Base	ARElement , ARObject , CollectableElement , Identifiable , MultilanguageReferrable , PackageableElement , PersistencyDeployment , Referrable , UploadablePackageElement			
Attribute	Type	Mul.	Kind	Note
file	PersistencyFile	*	aggr	<p>This aggregation represents the collection of files aggregated by the PersistencyFileArray.</p> <p>Tags: atp.Status=draft</p>
uri	UriString	1	attr	<p>This attribute holds the storage location for the PersistencyFileArray, e.g. a directory on the file system.</p>

Table 8.15: PersistencyFileArray

[TPS_MANI_01151]{DRAFT} **Semantics of [PersistencyFileArray.updateStrategy](#)** [The attribute [PersistencyFileArray.updateStrategy](#) shall be used to specify the strategy for updating the actual persistent elements.

This update strategy shall be applied to the [PersistencyFileArray](#) as a whole except for the explicitly modeled [files](#) that define their own [updateStrategy](#).] ([RS_MANI_00027](#))

At one point, however, it is necessary to boil down the relation of such a [PortPrototype](#) typed by a [PersistencyFileProxyInterface](#) to individual files and how these individual files are represented on the file system themselves.

This aspect is covered by the modeling of meta-class [PersistencyPortPrototypeToFileArrayMapping](#), as depicted in Figure 8.4.

[TPS_MANI_01080]{DRAFT} **Semantics of [PersistencyPortPrototypeToFileArrayMapping](#)** [Meta-class [PersistencyPortPrototypeToFileArrayMapping](#) creates a mapping between a [PortPrototype](#) referenced in the role [portPrototype](#) to a [PersistencyFileArray](#) referenced in the role [persistencyFileArray](#) under consideration of a [Process](#) referenced in the role [process](#).] ([RS_MANI_00027](#))

Class	PersistencyPortPrototypeToFileArrayMapping			
Package	M2::AUTOSARTemplates::AdaptivePlatform::PlatformModuleDeployment::Persistency			
Note	<p>This meta-class represents the ability to define a mapping between an array of files on deployment level to a given PortPrototype.</p> <p>Tags: atp.ManifestKind=ExecutionManifest atp.Status=draft atp.recommendedPackage=PersistentFileProxyToFileMappings</p>			
Base	ARElement , ARObject , CollectableElement , Identifiable , MultilanguageReferrable , PackageableElement , Referrable , UploadablePackageElement			





Class		PersistencyPortPrototypeToFileArrayMapping		
Attribute	Type	Mul.	Kind	Note
persistencyFileArray	PersistencyFileArray	1	ref	This reference represents the mapped array of files. Tags: atp.Status=draft
portPrototype	PortPrototype	0..1	iref	This reference represents the mapped PortPrototype. Tags: atp.Status=draft
process	Process	1	ref	This reference represents the process required as context for the mapping. Tags: atp.Status=draft

Table 8.16: PersistencyPortPrototypeToFileArrayMapping

[TPS_MANI_01154]{DRAFT} [PersistencyFileArray.updateStrategy](#) overrides [PersistencyFileProxyInterface.updateStrategy](#) [The value of attribute [PersistencyFileArray.updateStrategy](#) shall override the value of [PersistencyFileProxyInterface.updateStrategy](#) for any combination of [PersistencyFileProxyInterface](#) mapped to a [PersistencyFileArray](#) by means of a [PersistencyPortPrototypeToFileArrayMapping](#).]([RS_MANI_00027](#))

This means that the integrator of the software gets the authority to either agree to the designer’s point of view or else overrule the designer’s decision based on superior knowledge regarding the integration strategy.

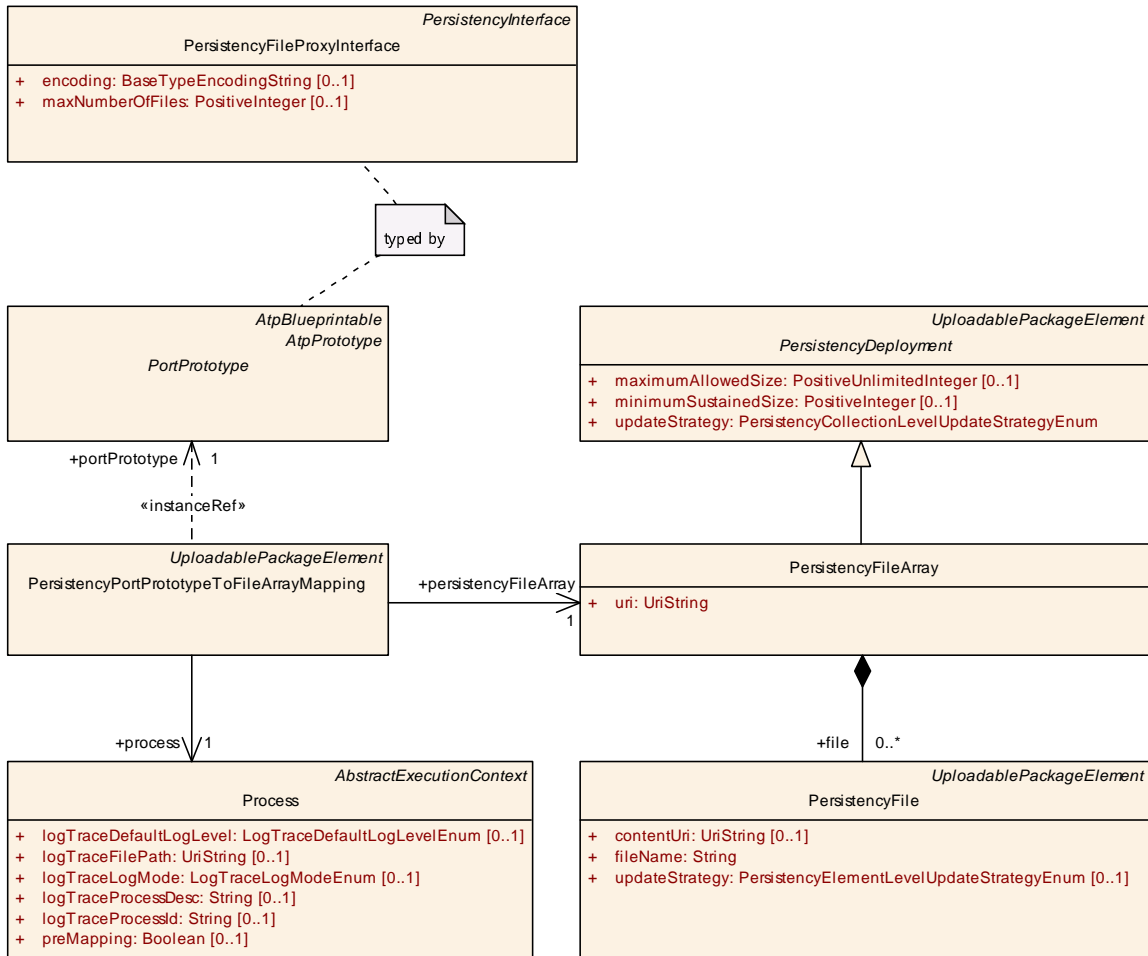


Figure 8.4: Connect a specific `PortPrototype` to a `PersistencyFile`

[TPS_MANI_01149]{DRAFT} Semantics of `PersistencyFileArray.file` [The usage of `PersistencyFileArray.file` allows for the explicit modeling of elements of the `PersistencyFileArray`.

The creation of this aggregation is optional. It can be used to define the update strategy and/or initial content of selected files.] ([RS_MANI_00027](#))

[constr_1556]{DRAFT} Restriction applicable for `PersistencyPortPrototypeToFileArrayMapping.portPrototype` [The reference `PersistencyPortPrototypeToFileArrayMapping.portPrototype` shall only be used for a `PortPrototype` typed by a `PersistencyFileProxyInterface`.]()

Class	<code>PersistencyFile</code>
Package	<code>M2::AUTOSARTemplates::AdaptivePlatform::PlatformModuleDeployment::Persistency</code>





Class	PersistencyFile			
Note	This meta-class represents the model of a file as part of the persistency on deployment level. Tags: atp.ManifestKind=ExecutionManifest atp.Status=draft atp.recommendedPackage=PersistencyFiles			
Base	ARElement , ARObject , CollectableElement , Identifiable , MultilanguageReferrable , PackageableElement , Referrable , UploadablePackageElement			
Attribute	Type	Mul.	Kind	Note
contentUri	UriString	0..1	attr	This attribute represents the URI that identifies the initial content of the PersistencyFile.
fileName	String	1	attr	This attribute holds filename part of the storage location for the PersistencyFile, e.g. file on the file system. Tags: atp.Status=draft
updateStrategy	PersistencyElementLevelUpdateStrategyEnum	0..1	attr	This attribute can be used to specify the update strategy of the respective PersistencyFile.

Table 8.17: PersistencyFile

[TPS_MANI_01152]{DRAFT} **Semantics of [PersistencyFile.updateStrategy](#)**
 [The attribute [PersistencyFile.updateStrategy](#) can be used to specify the strategy for updating the actual persistent file that corresponds to the model element [PersistencyFile](#).]([RS_MANI_00027](#))

[TPS_MANI_01158]{DRAFT} **[PersistencyFile.updateStrategy](#) overrides [PersistencyFileArray.updateStrategy](#)**
 [The value specified for [PersistencyFile.updateStrategy](#) overrides the value of [PersistencyFileArray.updateStrategy](#) for this specific [PersistencyFile](#).]([RS_MANI_00027](#))

[TPS_MANI_01183]{DRAFT} **[PersistencyFile.updateStrategy](#) overrides [PersistencyFileProxy.updateStrategy](#)**
 [The value of attribute [PersistencyFile.updateStrategy](#) overrides the value of attribute [PersistencyFileProxy.updateStrategy](#).]([RS_MANI_00027](#))

This means that the integrator of the software gets the authority to either agree to the designer's point of view or else overrule the designer's decision based on superior knowledge regarding the integration strategy.

[TPS_MANI_01179]{DRAFT} **Semantics of [PersistencyFileProxy.contentUri/PersistencyFile.contentUri](#) vs. [PersistencyFileArray.uri](#) and [PersistencyFileProxy.fileName/PersistencyFile.fileName](#)**
 [Attributes [PersistencyFileProxy.contentUri](#) and (after deployment) [PersistencyFile.contentUri](#) describe the URI of the file that is used to initialize the [PersistencyFile](#) (used during install or update).

On the other hand, the combination of [PersistencyFileArray.uri](#) and the [PersistencyFileProxy.fileName](#) or (after deployment) [PersistencyFile.fileName](#) denote the position of the [PersistencyFile](#) in the ECU (used at run-time).]([RS_MANI_00027](#))

[constr_1589]{DRAFT} Value of `file.fileName` [Within the scope of any given `PersistencyFileArray`, the value of all `file.fileName` shall be unique.

A `fileName` is considered unique if there are no other `fileNames` with **exactly** the same sequence of characters¹.]()

[TPS_MANI_01187]{DRAFT} Matching pairs of `PersistencyFileProxy` and `PersistencyFile` [Matching pairs of `PersistencyFileProxy` and `PersistencyFile` shall be identified by having the identical value of attribute `shortName` within the scope of a `PersistencyFileProxyInterface` (or a `PortPrototype` typed by the `PersistencyFileProxyInterface`) mapped to a `PersistencyFileArray` by means of a `PersistencyPortPrototypeToFileArrayMapping`.](*RS_MANI_00027*)

[constr_1613]{DRAFT} File name of matching pairs of `PersistencyFileProxy` and `PersistencyFile` [The value of attributes `PersistencyFileProxy.fileName` and `PersistencyFile.fileName` shall be identical for matching pairs (as identified by the application of [TPS_MANI_01187]) of `PersistencyFileProxy` and `PersistencyFile`.]()

[constr_1667]{DRAFT} References from `PersistencyPortPrototypeToFileArrayMapping` to `PersistencyFileArray` [Each `PersistencyFileArray` shall only be referenced by at most one `PersistencyPortPrototypeToFileArrayMapping`.]()

8.3 Platform Health Management Deployment

8.3.1 Overview

This chapter explains the interaction of application software with the Platform Health Management [14].

The `PlatformHealthManagementContribution` allows to describe aspects for the deployment of configuration how the Platform Health Management shall behave during runtime.

[TPS_MANI_03544]{DRAFT} Definition of `PlatformHealthManagementContribution` [The meta-class `PlatformHealthManagementContribution` allows to define a set of configuration entities for the Platform Health Management.](*RS_MANI_00023, RS_MANI_00032*)

¹The characters “x” and “X” are not considered as identical characters for this purpose.

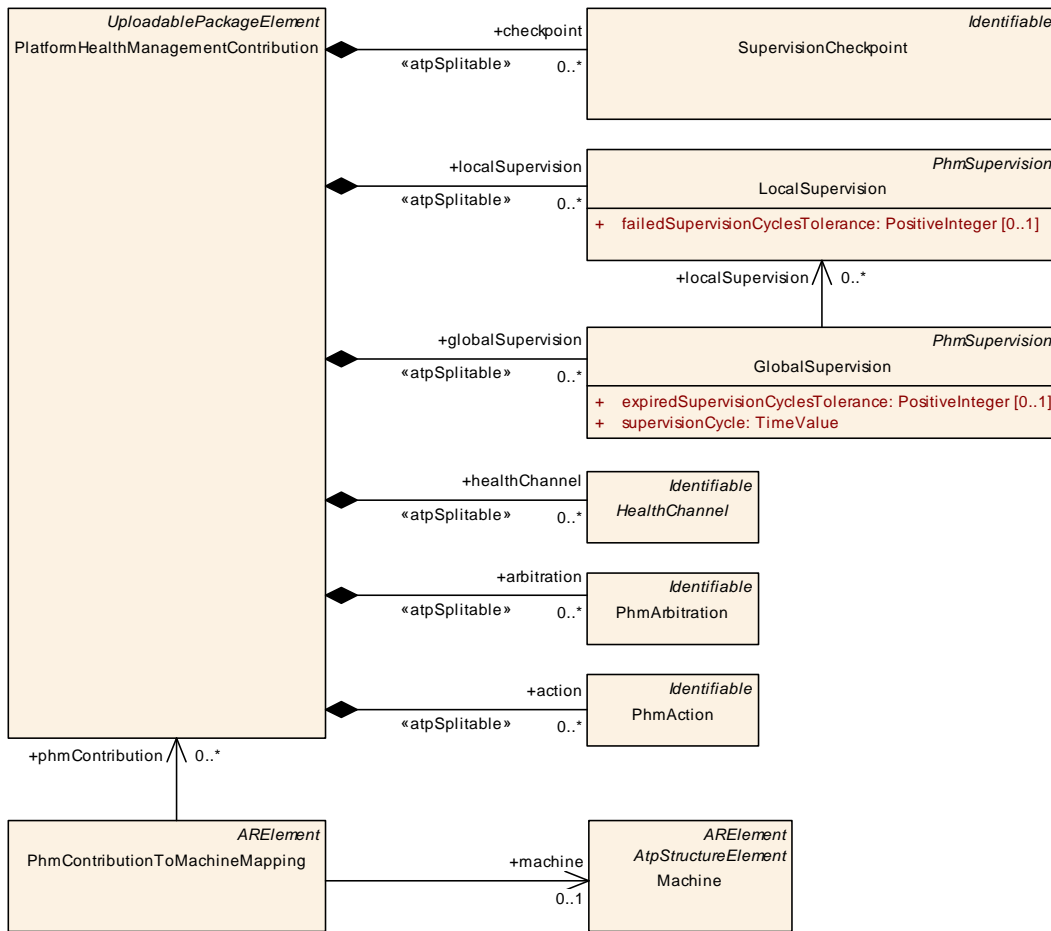


Figure 8.5: Modeling of PlatformHealthManagementContribution

The PlatformHealthManagementContribution is structured into several aspects which will be described in the following sections:

- Supervision (section 8.3.2)
- Health channels (section 8.3.4)
- Arbitration and Rules (section 8.3.5)
- Actions (section 8.3.6)

Class	PlatformHealthManagementContribution
Package	M2::AUTOSARTemplates::AdaptivePlatform::PlatformModuleDeployment::PlatformHealthManagement
Note	This element defines a contribution to the Platform Health Management. Tags: atp.ManifestKind=ExecutionManifest atp.Status=draft atp.recommendedPackage=PlatformHealthManagementContributions
Base	ARElement, ARObject, CollectableElement, Identifiable, MultilanguageReferrable, PackageableElement, Referrable, UploadablePackageElement





Class		PlatformHealthManagementContribution		
Attribute	Type	Mul.	Kind	Note
action	PhmAction	*	aggr	Collection of Actions and ActionLists in the context of a PlatformHealthManagementContribution. Stereotypes: atpSplitable Tags: atp.Splitkey=shortName atp.Status=draft xml.sequenceOffset=60
arbitration	PhmArbitration	*	aggr	Collection of Arbitrations in the context of a Platform HealthManagementContribution. Stereotypes: atpSplitable Tags: atp.Splitkey=shortName atp.Status=draft xml.sequenceOffset=50
checkpoint	SupervisionCheckpoint	*	aggr	Collection of checkpoints in the context of a Platform HealthManagementContribution. Stereotypes: atpSplitable Tags: atp.Splitkey=shortName atp.Status=draft xml.sequenceOffset=10
global Supervision	GlobalSupervision	*	aggr	Collection of GlobalSupervisions in the context of a PlatformHealthManagementContribution. Stereotypes: atpSplitable Tags: atp.Splitkey=shortName atp.Status=draft xml.sequenceOffset=30
healthChannel	HealthChannel	*	aggr	Collection of HealthChannels in the context of a Platform HealthManagementContribution. Stereotypes: atpSplitable Tags: atp.Splitkey=shortName atp.Status=draft xml.sequenceOffset=40
local Supervision	LocalSupervision	*	aggr	Collection of LocalSupervisions in the context of a PlatformHealthManagementContribution. Stereotypes: atpSplitable Tags: atp.Splitkey=shortName atp.Status=draft xml.sequenceOffset=20

Table 8.18: PlatformHealthManagementContribution

[TPS_MANI_03502]{DRAFT} **Enabling of [PlatformHealthManagementContribution](#) on a [Machine](#)** [To enable an instance of [PlatformHealthManagementContribution](#) on a specific [Machine](#) the [PlatformHealthManagementContribution](#) shall be mapped to the [Machine](#) via a [PhmContributionToMachineMapping](#).]([RS_MANI_00023](#), [RS_MANI_00032](#))

Class	PhmContributionToMachineMapping			
Package	M2::AUTOSARTemplates::AdaptivePlatform::PlatformModuleDeployment::PlatformHealthManagement			
Note	This element associates one or more PlatformHealthManagementContributions with a Machine. Tags: atp.ManifestKind=ExecutionManifest atp.Status=draft atp.recommendedPackage=PhmContributionToMachineMappings			
Base	ARElement , ARObject , CollectableElement , Identifiable , MultilanguageReferrable , PackageableElement , Referrable			
Attribute	Type	Mul.	Kind	Note
machine	Machine	0..1	ref	This reference identifies the Machine in the context of the PhmContributionToMachineMapping. Tags: atp.Status=draft
phm Contribution	PlatformHealthManagementContribution	*	ref	This reference identifies one or more PlatformHealthManagementContributions in the context of a PhmContributionToMachineMapping. Tags: atp.Status=draft

Table 8.19: PhmContributionToMachineMapping

An application software can define the usage of several Platform Health Management supervisions (see chapter 3.10.2) and health channels (see chapter 3.10.3). In order to define the interaction between the application software and the Platform Health Management the [PlatformHealthManagementContribution](#) creates its own representations of the [RPortPrototypes](#) typed by the [PhmSupervisedEntityInterface](#) and [PhmHealthChannelInterface](#) and creates relations to the application software [RPortPrototypes](#) (see figure 8.6).

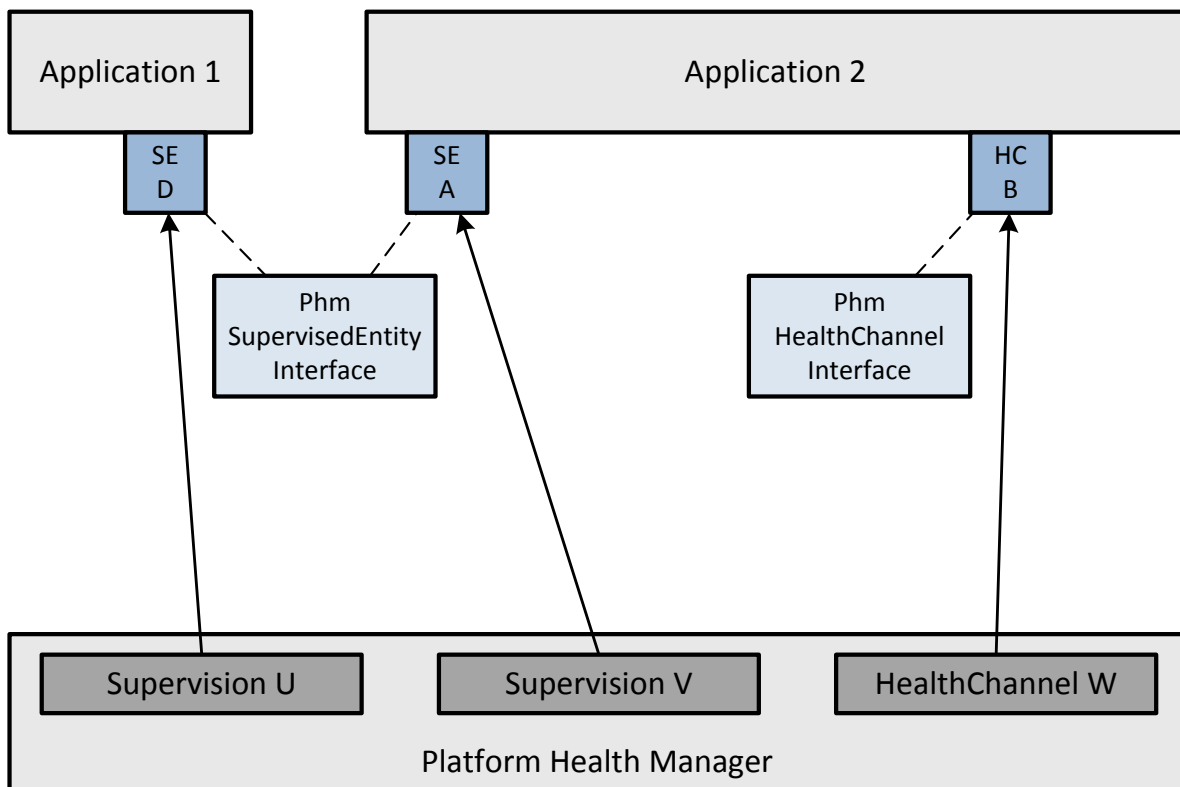


Figure 8.6: Interaction of application software with the platform health manager

In chapter 3.10.2 it is explained that the application software just calls methods in the context of the respective `RPortPrototypes` to interact with the Platform Health Management. From the application developer these methods have no addressing information, because the identity of the `RPortPrototype` is the identification in the scope of the application software.

The deployed structure (according to figure 8.5) however requires more information when an `API` at the Platform Health Manager is called, namely:

- `RPortPrototype.shortName` i.e. `InstanceSpecifier`
- `Process` identification during runtime.

These additional arguments have to be injected to the `API` by the implementation of the interaction between the software component and the Platform Health Management (which implements the relations from figure 8.5). The order of this argument injection is determined by the specification of the Platform Health Management APIs.

8.3.2 Supervision deployment

In the application design chapter of this document the declaration of supervised entities and checkpoints has been described (see section 3.10.2). These declarations provide the view on supervision from the application software code point. Since the application `Executable` can be started multiple times (via individual `Processes`) the configuration of the Platform Health Management needs to cope with these individual `Executable` instances.

[TPS_MANI_03503]{DRAFT} Applicability of checkpoints to a specific `Process` [The reference `SupervisionCheckpoint.process` defines to which specific `Process` this `SupervisionCheckpoint` definition shall be applied to.]
(*RS_MANI_00023, RS_MANI_00032*)

This means that only if a `PhmCheckpoint` is reported from the context of this `Process` it is considered to be this `SupervisionCheckpoint`.

For the Platform Health Management supervision to take effect it is required to define the instance the application is executed in, thus the reference to a `Process` has to be taken into account. In the model the `Process` also defines under which conditions (`StateDependentStartupConfig`) and with which arguments (`StartupOption`) the `Executable` will be started.

For the configuration of the Platform Health Management the definition of `SupervisionCheckpoint` is used to stand in for the corresponding `PhmCheckpoint` including the execution context of the respective `Process`.

[TPS_MANI_03505]{DRAFT} **Existence of [SupervisionCheckpoint](#)** [For each [PhmCheckpoint](#) in the scope of a [RPortPrototype](#) typed by a [PhmSupervisedEntityInterface](#) in the application definition there may be a [SupervisionCheckpoint](#) defined. The correspondence of the two is defined by the instance reference [SupervisionCheckpoint.phmCheckpoint](#)]([RS_MANI_00023](#), [RS_MANI_00032](#))

[TPS_MANI_03506]{DRAFT} **Optionality of [SupervisionCheckpoint](#)** [It is not required that every [PhmSupervisedEntityInterface](#) or [PhmCheckpoint](#) used in the context of the application definition eventually has a corresponding [SupervisionCheckpoint](#) defined. There may be cases where the application software reports some checkpoints but they are not considered for a specific supervision.] ([RS_MANI_00023](#), [RS_MANI_00032](#))

[TPS_MANI_03515]{DRAFT} **Expiration tolerance for [LocalSupervision](#)** [The attribute [LocalSupervision.failedSupervisionCyclesTolerance](#) defines how many supervision cycles an incorrect supervision is maintained in the state *failed* before it is considered *expired*.]([RS_MANI_00023](#), [RS_MANI_00032](#))

Class	LocalSupervision			
Package	M2::AUTOSARTemplates::AdaptivePlatform::PlatformModuleDeployment::PlatformHealthManagement			
Note	This element defines a LocalSupervision in the context of platform health management contribution. Tags: atp.ManifestKind=ExecutionManifest atp.Status=draft			
Base	ARObject , Identifiable , MultilanguageReferrable , PhmSupervision , Referrable			
Attribute	Type	Mul.	Kind	Note
alive Supervision	AliveSupervision	*	aggr	Collection of AliveSupervisions in the context of this Local Supervision. Tags: atp.Status=draft
deadline Supervision	DeadlineSupervision	*	aggr	Collection of DeadlineSupervisions in the context of this LocalSupervision. Tags: atp.Status=draft
failed Supervision Cycles Tolerance	PositiveInteger	0..1	attr	Defines the acceptable amount of cycles with FAILED supervision status of this LocalSupervision before it is considered EXPIRED. Tags: atp.Status=draft
logical Supervision	LogicalSupervision	*	aggr	Collection of LogicalSupervisions in the context of this LocalSupervision. Tags: atp.Status=draft
transition	CheckpointTransition	*	aggr	Collection of CheckpointTransitions in the context of this LocalSupervision. Tags: atp.Status=draft

Table 8.20: LocalSupervision

Class	SupervisionCheckpoint			
Package	M2::AUTOSARTemplates::AdaptivePlatform::PlatformModuleDeployment::PlatformHealthManagement			
Note	This element contains an instance reference to a RPortPrototype representing a checkpoint for Platform Health Management. Tags: atp.ManifestKind=ExecutionManifest atp.Status=draft			
Base	ARObject, Identifiable , MultilanguageReferrable , Referrable			
Attribute	Type	Mul.	Kind	Note
phmCheckpoint	PhmCheckpoint	0..1	iref	Instance reference to the PhmCheckpoint defined in the context of a PortInterface. Tags: atp.Status=draft
process	Process	1	ref	Reference to the Process this checkpoint shall be monitored. Tags: atp.Status=draft

Table 8.21: SupervisionCheckpoint

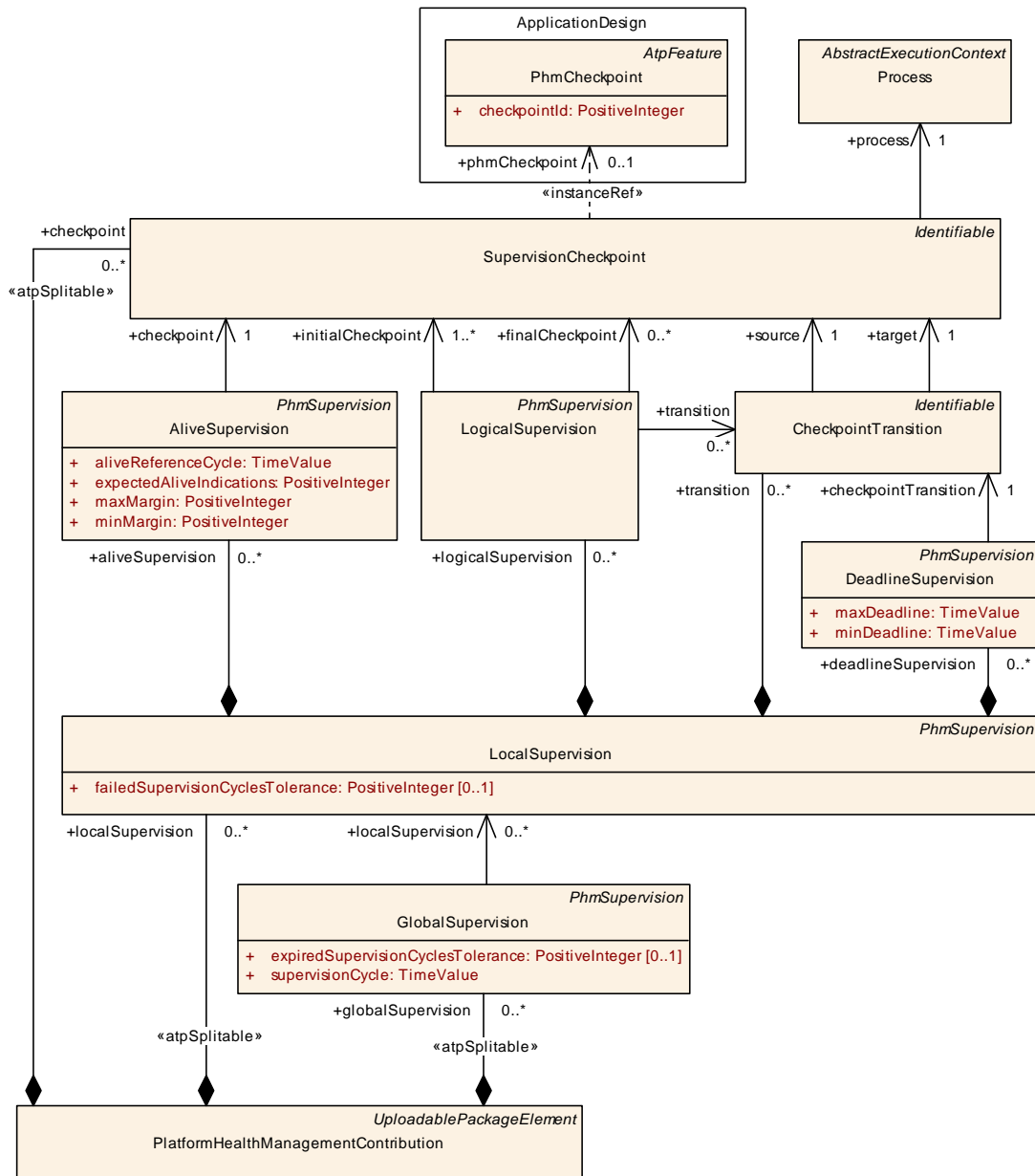


Figure 8.7: Modeling of LocalSupervision

8.3.2.1 AliveSupervision definition

In the scope of a **LocalSupervision** an **AliveSupervision** can be defined for a specific **SupervisionCheckpoint**. **LocalSupervision** can be used to define in which timing boundaries one specific checkpoint shall be monitored.

[TPS_MANI_03508]{DRAFT} Definition of an AliveSupervision for a SupervisionCheckpoint [An **AliveSupervision** definition provides attributes to configure the supervision of the referenced **SupervisionCheckpoint**.

- `aliveReferenceCycle` defines the time base used to monitor the reporting of this specific `SupervisionCheckpoint`
- `expectedAliveIndications` defines the number of indications which shall be observed during the time period defined by `aliveReferenceCycle`
- `minMargin` and `maxMargin` define the acceptable deviation from the `expectedAliveIndications` within the time period defined by `aliveReferenceCycle`

](*RS_MANI_00023, RS_MANI_00032*)

[constr_3539]{DRAFT} Only one AliveSupervision per SupervisionCheckpoint [A `SupervisionCheckpoint` shall only be referenced up to once by an `AliveSupervision` in the role `checkpoint`.]()

Class	AliveSupervision			
Package	M2::AUTOSARTemplates::AdaptivePlatform::PlatformModuleDeployment::PlatformHealthManagement			
Note	Defines an AliveSupervision for one checkpoint. Tags: atp.ManifestKind=ExecutionManifest atp.Status=draft			
Base	<i>ARObject, Identifiable, MultilanguageReferrable, PhmSupervision, Referrable</i>			
Attribute	Type	Mul.	Kind	Note
aliveReferenceCycle	TimeValue	1	attr	Time period at which the Alive Supervision mechanism compares the amount of received Alive Indications for the SupervisionCheckpoint against the expectedAliveIndications. Tags: atp.Status=draft
checkpoint	SupervisionCheckpoint	1	ref	Reference to a checkpoint in the context of Alive Supervision. Tags: atp.Status=draft
expectedAliveIndications	PositiveInteger	1	attr	Defines the amount of expected Alive Indications of the SupervisionCheckpoint within the aliveReferenceCycle. Tags: atp.Status=draft
maxMargin	PositiveInteger	1	attr	Defines the amount of Alive Indications of the SupervisionCheckpoint that are acceptable to be additional to the expectedAliveIndications within the aliveReferenceCycle. Tags: atp.Status=draft
minMargin	PositiveInteger	1	attr	Defines the amount of Alive Indications of the SupervisionCheckpoint that are acceptable to be missing to the expectedAliveIndications within the aliveReferenceCycle. Tags: atp.Status=draft

Table 8.22: AliveSupervision

8.3.2.2 CheckpointTransition definition

For the definition of further supervision strategies the need to first define possible `CheckpointTransitions` between `SupervisionCheckpoints` arises. Since the application software design does not provide any transition definition between checkpoints it is essential to define possible `CheckpointTransitions`.

The definition of `CheckpointTransitions` is done in the scope of the `LocalSupervision` and can be used by the `LogicalSupervision` and `DeadlineSupervision`.

[TPS_MANI_03509]{DRAFT} Definition of a `CheckpointTransition` [A `CheckpointTransition` defines one possible transition from the source `SupervisionCheckpoint` to the target `SupervisionCheckpoint`.](*RS_MANI_00023, RS_MANI_00032*)

Class	<code>CheckpointTransition</code>			
Package	M2::AUTOSARTemplates::AdaptivePlatform::PlatformModuleDeployment::PlatformHealthManagement			
Note	Defines one transition between two checkpoints. Tags: atp.ManifestKind=ExecutionManifest atp.Status=draft			
Base	<i>ARObject, Identifiable, MultilanguageReferrable, Referrable</i>			
Attribute	Type	Mul.	Kind	Note
source	<code>SupervisionCheckpoint</code>	1	ref	Reference to the source checkpoint for this transition. Tags: atp.Status=draft
target	<code>SupervisionCheckpoint</code>	1	ref	Reference to the target checkpoint for this transition. Tags: atp.Status=draft

Table 8.23: CheckpointTransition

8.3.2.3 `LogicalSupervision` definition

The `LogicalSupervision` defines a supervision graph of allowed `CheckpointTransitions` which is monitored by the Platform Health Management without any timing considerations, just the order of reported checkpoints is considered for the monitoring.

[constr_3540]{DRAFT} `SupervisionCheckpoint` in supervision graph [Each `SupervisionCheckpoint` shall only be part of one supervision graph.]()

When a `SupervisionCheckpoint` belonging to the supervision graph is reported to the Platform Health Management where there is no `CheckpointTransition` defined from the last reported `SupervisionCheckpoint` as `source` to the current reported `SupervisionCheckpoint` as `target`, this situation violates the `LogicalSupervision`.

[TPS_MANI_03510]{DRAFT} Definition of `LogicalSupervision` [A `LogicalSupervision` defines relations between `SupervisionCheckpoints` which form a directed graph from one or more `initialCheckpoint SupervisionCheckpoints` through a set of `CheckpointTransitions` defined by collection of `transitions` to one or more `finalCheckpoint SupervisionCheckpoints`.](*RS_MANI_00023, RS_MANI_00032*)

Class	LogicalSupervision			
Package	M2::AUTOSARTemplates::AdaptivePlatform::PlatformModuleDeployment::PlatformHealthManagement			
Note	Defines a LogicalSupervision graph consisting of transitions, initial- and final checkpoints. Tags: atp.ManifestKind=ExecutionManifest atp.Status=draft			
Base	ARObject, Identifiable , MultilanguageReferrable , PhmSupervision , Referrable			
Attribute	Type	Mul.	Kind	Note
finalCheckpoint	SupervisionCheckpoint	*	ref	Reference to the final Checkpoint(s) for this Logical Supervision. Tags: atp.Status=draft xml.sequenceOffset=20
initialCheckpoint	SupervisionCheckpoint	1..*	ref	Reference to the initial Checkpoint(s) for this Logical Supervision. Tags: atp.Status=draft xml.sequenceOffset=10
transition	CheckpointTransition	*	ref	Reference to the transitions for this LogicalSupervision. Tags: atp.Status=draft xml.sequenceOffset=30

Table 8.24: LogicalSupervision

8.3.2.4 DeadlineSupervision definition

The [DeadlineSupervision](#) defines timing attributes for one specific [CheckpointTransition](#).

[TPS_MANI_03511]{DRAFT} **Definition of [DeadlineSupervision](#)** [A [DeadlineSupervision](#) defines timing attributes which are monitored by the Platform Health Management for one specific [CheckpointTransition](#).]([RS_MANI_00023](#), [RS_MANI_00032](#))

Class	DeadlineSupervision			
Package	M2::AUTOSARTemplates::AdaptivePlatform::PlatformModuleDeployment::PlatformHealthManagement			
Note	Defines an DeadlineSupervision for one transition. Tags: atp.ManifestKind=ExecutionManifest atp.Status=draft			
Base	ARObject, Identifiable , MultilanguageReferrable , PhmSupervision , Referrable			
Attribute	Type	Mul.	Kind	Note
checkpoint Transition	CheckpointTransition	1	ref	Reference to the transition in the context of a Deadline Supervision. Tags: atp.Status=draft
maxDeadline	TimeValue	1	attr	Defines the longest time span before which the deadline is considered to be met for transition. Tags: atp.Status=draft





Class	DeadlineSupervision			
minDeadline	TimeValue	1	attr	Defines the shortest time span after which the deadline is considered to be met for transition. Tags: atp.Status=draft

Table 8.25: DeadlineSupervision

8.3.3 Global supervision entity deployment

The `GlobalSupervision` definition of supervision for the Platform Health Management is a second level supervision which takes the status of one or several `LocalSupervisions` (with their respective `AliveSupervisions`, `LogicalSupervisions`, and `DeadlineSupervisions`) and aggregates the individual states of these `LocalSupervisions` into one global supervision status (see also figure 8.7).

[TPS_MANI_03513]{DRAFT} Collection of `LocalSupervisions` into a global supervision [All referenced `LocalSupervisions` in the scope of `GlobalSupervision.localSupervision` shall be taken into the aggregation of the status of the `GlobalSupervision`.]([RS_MANI_00023](#), [RS_MANI_00032](#))

[TPS_MANI_03512]{DRAFT} Applicability of global supervision without `Process` context [The referenced `LocalSupervisions` contributing to a specific `GlobalSupervision` may refer to `SupervisionCheckpoints` where each `SupervisionCheckpoint` may refer to a different `Process`.]([RS_MANI_00023](#), [RS_MANI_00032](#))

With [\[TPS_MANI_03512\]](#) the `GlobalSupervision` and the reference `GlobalSupervision.localSupervision` can be used to establish two use-cases:

- compose the status of one `Executable` instance (`Process`) in case all referenced `LocalSupervisions` are defined with the same `Process` context
- compose the status of several `Executable` instances (`Processes`) in case the referenced `LocalSupervisions` are defined with (partially) different `Process` contexts.

[constr_3537]{DRAFT} `LocalSupervision` referenced once in the context of a `GlobalSupervision` [Any `LocalSupervision` shall be referenced at most once by a `GlobalSupervision` in the role `GlobalSupervision.localSupervision`.]()

[\[constr_3537\]](#) associates a `LocalSupervision` to up to one `GlobalSupervision`.

[TPS_MANI_03514]{DRAFT} Expiration tolerance for `GlobalSupervision` [The attribute `GlobalSupervision.expiredSupervisionCyclesTolerance` defines how many supervision cycles this incorrect global supervision is maintained in the state `expired` before it is considered `stopped`.]([RS_MANI_00023](#), [RS_MANI_00032](#))

[TPS_MANI_03552]{DRAFT} **Supervision cycle for [GlobalSupervision](#)** [The attribute [GlobalSupervision.supervisionCycle](#) defines at which rate the [GlobalSupervision](#) shall be monitored.] ([RS_MANI_00023](#), [RS_MANI_00032](#))

Class	GlobalSupervision			
Package	M2::AUTOSARTemplates::AdaptivePlatform::PlatformModuleDeployment::PlatformHealthManagement			
Note	This element defines a collection of LocalSupervisions in order to provide a aggregated supervision state. Tags: atp.ManifestKind=ExecutionManifest atp.Status=draft			
Base	ARObject , Identifiable , MultilanguageReferrable , PhmSupervision , Referrable			
Attribute	Type	Mul.	Kind	Note
expired Supervision Cycles Tolerance	PositiveInteger	0..1	attr	Defines the acceptable amount of cycles with EXPIRED supervision status of this GlobalSupervision before it is considered STOPPED. Tags: atp.Status=draft
local Supervision	LocalSupervision	*	ref	Reference to the LocalSupervisions which are used to derive the status of this GlobalSupervision. Tags: atp.Status=draft
supervision Cycle	TimeValue	1	attr	Defines at which cycle the GlobalSupervision shall be executed.

Table 8.26: GlobalSupervision

8.3.4 Health channel deployment

The [HealthChannel](#) is used as an abstraction to the Platform Health Management input for the arbitration and rule evaluation (see chapter [8.3.5](#)).

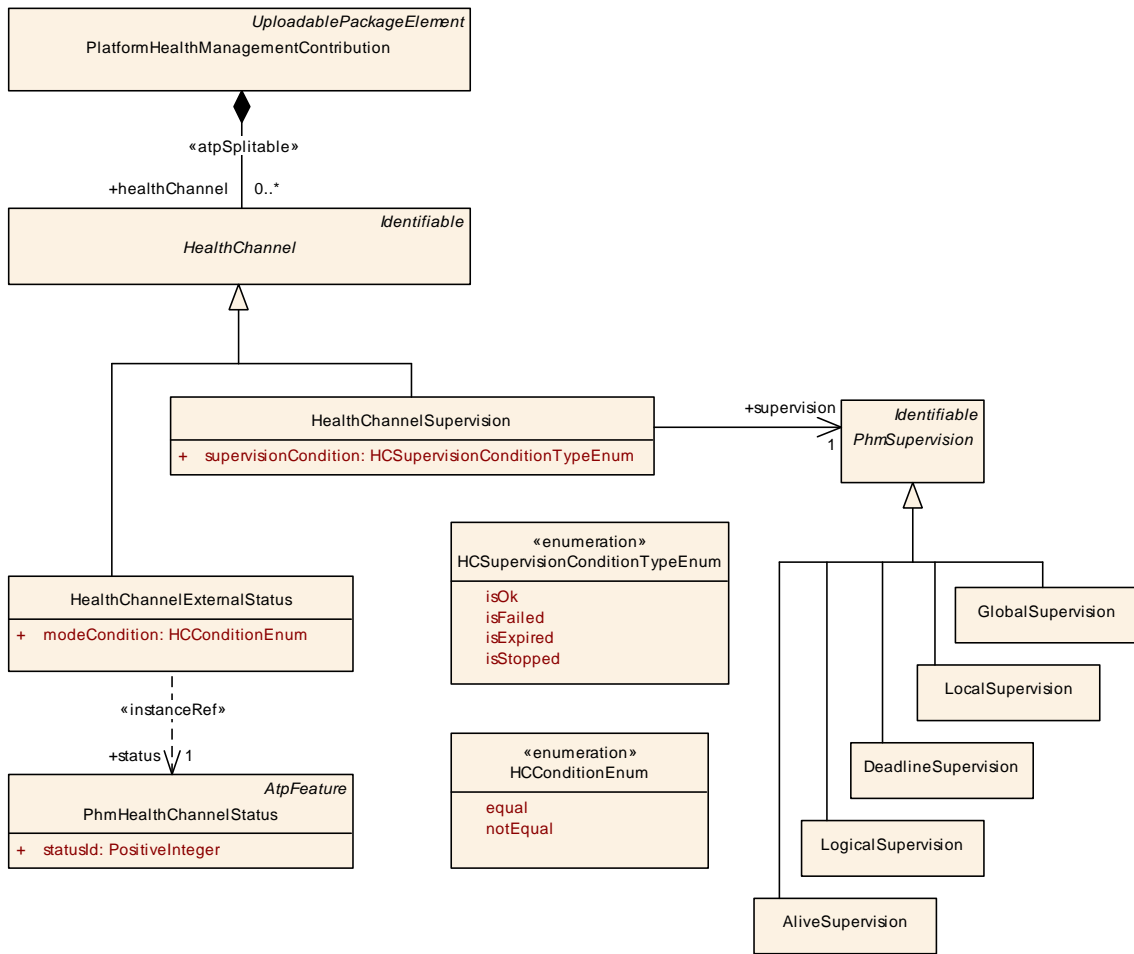


Figure 8.8: Modeling of HealthChannel

Class	HealthChannel (abstract)			
Package	M2::AUTOSARTemplates::AdaptivePlatform::PlatformModuleDeployment::PlatformHealthManagement			
Note	This element defines the source of a health channel. Tags: atp.ManifestKind=ExecutionManifest atp.Status=draft			
Base	ARObject, Identifiable, MultilanguageReferrable, Referrable			
Subclasses	HealthChannelExternalStatus, HealthChannelSupervision			
Attribute	Type	Mul.	Kind	Note
-	-	-	-	-

Table 8.27: HealthChannel

The specialized use-cases for HealthChannels are describe in the following sections.

8.3.4.1 Supervision health channel deployment

The `HealthChannelSupervision` is used to compare the status of a checkpoint supervision with a constant status definition and provide the result as input to the Platform Health Management arbitration engine.

The input for the checkpoint supervision can be one of the sub classes of `PhmSupervision`, namely

- `GlobalSupervision`
- `LocalSupervision`
- `DeadlineSupervision`
- `LogicalSupervision`
- `AliveSupervision`

[TPS_MANI_03516]{DRAFT} Condition evaluation for `HealthChannelSupervision` [The status of the `PhmSupervision` which is referenced in the role `supervision` will be compared to the constant status provided in `supervisionCondition`. The result of this comparison is then the result of the `HealthChannelSupervision` evaluation.] ([RS_MANI_00023](#), [RS_MANI_00032](#))

Class	HealthChannelSupervision			
Package	M2::AUTOSARTemplates::AdaptivePlatform::PlatformModuleDeployment::PlatformHealthManagement			
Note	This element defines a health channel representing the status of a <code>GlobalSupervision</code> . Tags: atp.ManifestKind=ExecutionManifest atp.Status=draft			
Base	<code>ARObject</code> , HealthChannel , Identifiable , MultilanguageReferrable , Referrable			
Attribute	Type	Mul.	Kind	Note
supervision	PhmSupervision	1	ref	Reference to the supervision as source for the health channel. Tags: atp.Status=draft
supervisionCondition	HCSupervisionConditionTypeEnum	1	attr	Defines which condition shall trigger this health channel wrt. the referenced <code>GlobalSupervision</code> . Tags: atp.Status=draft

Table 8.28: HealthChannelSupervision

Enumeration	HCSupervisionConditionTypeEnum
Package	M2::AUTOSARTemplates::AdaptivePlatform::PlatformModuleDeployment::PlatformHealthManagement
Note	Defines the possible conditions which can be evaluated in the scope of a <code>GlobalSupervision</code> . Tags: atp.Status=draft
Literal	Description
isExpired	Tags: atp.EnumerationValue=2





Enumeration	HCSupervisionConditionTypeEnum
isFailed	Tags: atp.EnumerationValue=1
isOk	Tags: atp.EnumerationValue=0
isStopped	Tags: atp.EnumerationValue=3

Table 8.29: HCSupervisionConditionTypeEnum

8.3.4.2 External health channel deployment

The `HealthChannelExternalStatus` is used to compare a reported status to a constant status declaration and provide the result as input to the Platform Health Management arbitration engine.

[TPS_MANI_03545]{DRAFT} Existence of `HealthChannelExternalStatus` [For each `RPortPrototype` typed by a `PhmHealthChannelInterface` there may be a `HealthChannelExternalStatus` defined.]([RS_MANI_00023](#), [RS_MANI_00032](#))

[TPS_MANI_03546]{DRAFT} Definition of reported health status `RPortPrototype` [The `RPortPrototype` typed by a `PhmHealthChannelInterface` is used to report the status of a health channel by the application software. This specific `RPortPrototype` is defined as the `contextRPortPrototype` of the instance reference `HealthChannelExternalStatus.status`.]([RS_MANI_00023](#), [RS_MANI_00032](#))

[TPS_MANI_03517]{DRAFT} Condition evaluation for `HealthChannelExternalStatus` [The reported value of the `HealthChannelExternalStatus` according to [\[TPS_MANI_03546\]](#) will be compared to the constant status provided in `status`. The `modeCondition` defines whether it shall be compared for equality or non-equality. The result of this comparison is then the result of the `HealthChannelExternalStatus` evaluation.]([RS_MANI_00023](#), [RS_MANI_00032](#))

[TPS_MANI_03553]{DRAFT} Applicability of health channel to a specific `Process` [The reference `HealthChannelExternalStatus.process` defines to which specific `Process` this `HealthChannelExternalStatus` definition shall be applied to.]([RS_MANI_00023](#), [RS_MANI_00032](#))

This means that only if a `PhmHealthChannelStatus` is reported from the context of this `Process` it is considered to be this `HealthChannelExternalStatus`.

Class	<code>HealthChannelExternalStatus</code>
Package	<code>M2::AUTOSARTemplates::AdaptivePlatform::PlatformModuleDeployment::PlatformHealthManagement</code>
Note	This element defines a health channel representing the status of an external health channel. Tags: atp.ManifestKind=ExecutionManifest atp.Status=draft





Class	HealthChannelExternalStatus			
Base	<i>ARObject</i> , <i>HealthChannel</i> , <i>Identifiable</i> , <i>MultilanguageReferrable</i> , <i>Referrable</i>			
Attribute	Type	Mul.	Kind	Note
modeCondition	HCCConditionEnum	1	attr	Defines which condition shall trigger this health channel wrt. the referenced mode. Tags: atp.Status=draft
process	Process	1	ref	Defines the Process this Health Channel shall be monitored. Tags: atp.Status=draft
status	PhmHealthChannelStatus	1	iref	Defines the status to be compared with for the Health Channel. Tags: atp.Status=draft

Table 8.30: HealthChannelExternalStatus

8.3.5 Arbitration and rule deployment

The [PhmArbitration](#) defines the expressions and rules to calculate a logical statement from a set of input [HealthChannels](#). The results of these calculations are used to define the triggering of specific actions by the Platform Health Management (see chapter [8.3.6](#)).

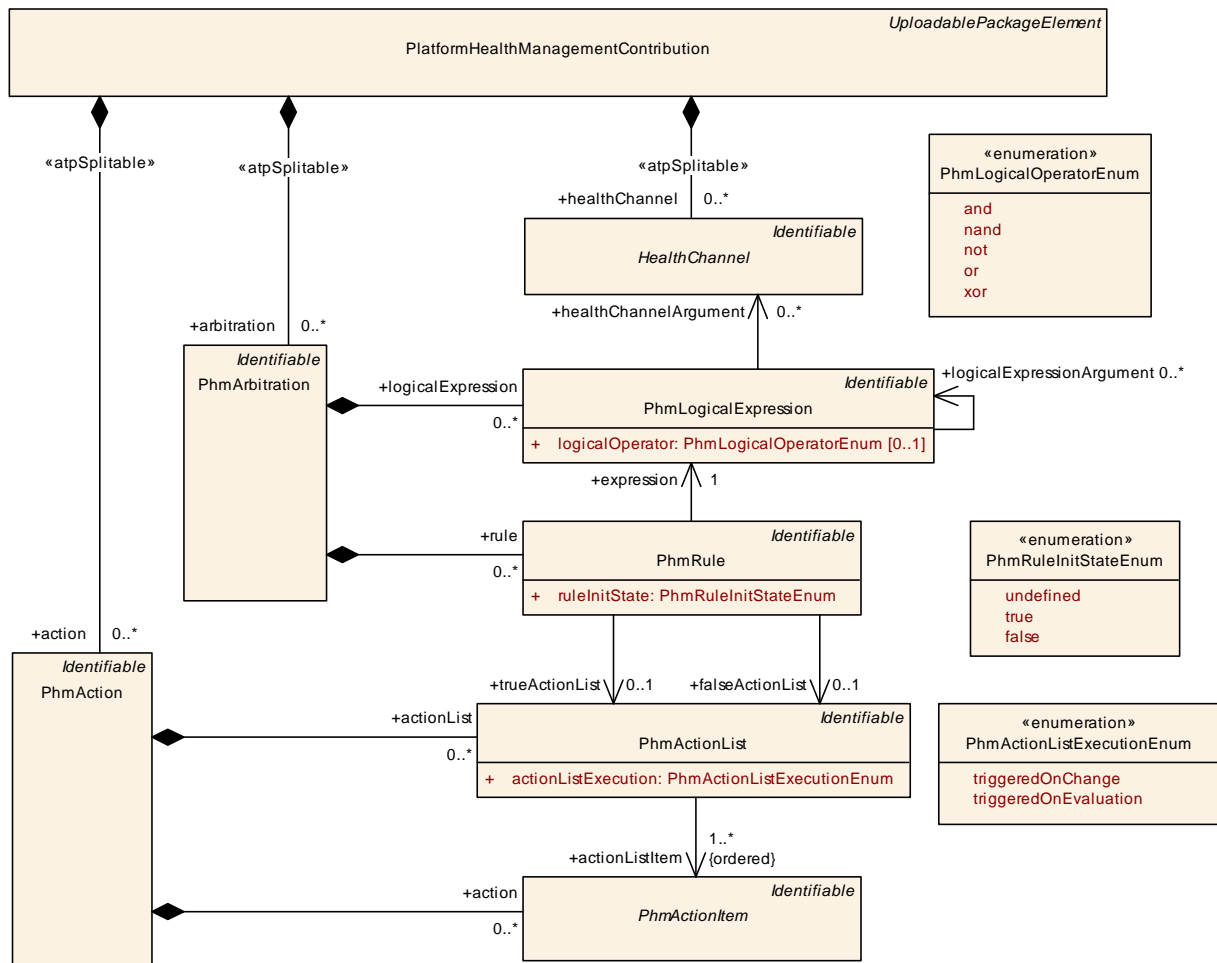


Figure 8.9: Modeling of **PhmArbitration**

[TPS_MANI_03518]{DRAFT} **PhmLogicalExpression** definition [A **PhmLogicalExpression** defines one **logicalOperator** which will be applied to a set of inputs defined by the **healthChannelArgument** and **logicalExpressionArgument**.](*RS_MANI_00023, RS_MANI_00032*)

Thus the result of a **PhmLogicalExpression** can again be used as the input to another **PhmLogicalExpression**.

There are some concerns which need to be formalized at a later point in time to make the definition of **PhmLogicalExpressions** unambiguous:

- using more than 2 inputs for a **PhmLogicalExpression** may lead to ambiguous definitions for some **logicalOperators**
- the inputs to the **PhmLogicalExpression** are not ordered
- cyclic or recursive definition of **PhmLogicalExpressions** have to be excluded
- ...

Class	PhmArbitration			
Package	M2::AUTOSARTemplates::AdaptivePlatform::PlatformModuleDeployment::PlatformHealthManagement			
Note	This element defines logical expressions and rules to be evaluated by the platform health management. Tags: atp.ManifestKind=ExecutionManifest atp.Status=draft			
Base	<i>ARObject</i> , <i>Identifiable</i> , <i>MultilanguageReferrable</i> , <i>Referrable</i>			
Attribute	Type	Mul.	Kind	Note
logical Expression	PhmLogicalExpression	*	aggr	Collection of LogicalExpressions in the context of an Arbitration. Tags: atp.Status=draft
rule	PhmRule	*	aggr	Collection of rules in the context of an Arbitration. Tags: atp.Status=draft

Table 8.31: PhmArbitration

Class	PhmLogicalExpression			
Package	M2::AUTOSARTemplates::AdaptivePlatform::PlatformModuleDeployment::PlatformHealthManagement			
Note	This element defines a logical expression with an arbitrary number of arguments. Tags: atp.ManifestKind=ExecutionManifest atp.Status=draft			
Base	<i>ARObject</i> , <i>Identifiable</i> , <i>MultilanguageReferrable</i> , <i>Referrable</i>			
Attribute	Type	Mul.	Kind	Note
healthChannel Argument	HealthChannel	*	ref	Reference to the HealthChannels which shall be considered for the evaluation of the LogicalExpression. Tags: atp.Status=draft
logical Expression Argument	PhmLogicalExpression	*	ref	Reference to another LogicalExpression which shall be considered in the evaluation of this LogicalExpression. Tags: atp.Status=draft
logicalOperator	PhmLogicalOperator Enum	0..1	attr	Definition of the operator to be applied to this Logical Expression. Tags: atp.Status=draft

Table 8.32: PhmLogicalExpression

Enumeration	PhmLogicalOperatorEnum
Package	M2::AUTOSARTemplates::AdaptivePlatform::PlatformModuleDeployment::PlatformHealth Management
Note	Definition of logical expression operators. Tags: atp.Status=draft
Literal	Description
and	Tags: atp.EnumerationValue=0
nand	Tags: atp.EnumerationValue=1
not	Tags: atp.EnumerationValue=2
or	Tags: atp.EnumerationValue=3
xor	Tags: atp.EnumerationValue=4

Table 8.33: PhmLogicalOperatorEnum

The result of a [PhmLogicalExpression](#) is taken as input to a [PhmRule](#) where it is decided whether and which reaction has to be performed.

[TPS_MANI_03519]{DRAFT} **PhmRule** definition [A **PhmRule** takes the result of exactly one **PhmLogicalExpression** and defines the handling of a reaction based on the result of the **PhmLogicalExpression**:

- if the **PhmLogicalExpression** evaluates to *true* the **PhmActionList** referenced in the role **trueActionList** will be indicated for execution
- if the **PhmLogicalExpression** evaluates to *false* the **PhmActionList** referenced in the role **falseActionList** will be indicated for execution

Whether an **PhmActionList** is actually executed is depending on the setting of **actionListExecution** (see [TPS_MANI_03520]).](*RS_MANI_00023, RS_MANI_00032*)

[constr_3527]{DRAFT} **PhmLogicalExpression** referenced by one **PhmRule** [Each **PhmLogicalExpression** shall only be referenced by up to one **PhmRule** in the role **PhmRule.expression**.]()

Class	PhmRule			
Package	M2::AUTOSARTemplates::AdaptivePlatform::PlatformModuleDeployment::PlatformHealthManagement			
Note	This element defines a rule for the platform health management. Tags: atp.ManifestKind=ExecutionManifest atp.Status=draft			
Base	<i>ARObject, Identifiable, MultilanguageReferrable, Referrable</i>			
Attribute	Type	Mul.	Kind	Note
expression	PhmLogicalExpression	1	ref	Reference to the logical expression that is evaluated for this rule. Tags: atp.Status=draft
falseActionList	PhmActionList	0..1	ref	Reference to the action list which shall be executed when the rule evaluates to FALSE. Tags: atp.Status=draft
ruleInitState	PhmRuleInitStateEnum	1	attr	Defines the initial state of this rule. Tags: atp.Status=draft
trueActionList	PhmActionList	0..1	ref	Reference to the action list which shall be executed when the rule evaluates to TRUE. Tags: atp.Status=draft

Table 8.34: PhmRule

Enumeration	PhmRuleInitStateEnum
Package	M2::AUTOSARTemplates::AdaptivePlatform::PlatformModuleDeployment::PlatformHealthManagement
Note	Definition of initial states for rules. Tags: atp.Status=draft
Literal	Description
false	Tags: atp.EnumerationValue=2
true	Tags: atp.EnumerationValue=1





Enumeration	PhmRuleInitStateEnum
undefined	Tags: atp.EnumerationValue=0

Table 8.35: PhmRuleInitStateEnum

The `PhmActionList` collects an ordered list of `PhmActionItems` to be executed when the `PhmActionList` is executed. Whether an `PhmActionList` is actually executed is defined by the `actionListExecution`.

[TPS_MANI_03520]{DRAFT} **Execution of `PhmActionList` with `actionListExecution=triggeredOnEvaluation`** [When a `PhmRule` indicates the execution of an `PhmActionList` with `actionListExecution=triggeredOnEvaluation` this `PhmActionList` is unconditionally executed every time the `PhmRule` is evaluated.]
(*RS_MANI_00023*, *RS_MANI_00032*)

[TPS_MANI_03521]{DRAFT} **Execution of `PhmActionList` with `actionListExecution=triggeredOnChange`** [When a `PhmRule` indicates the execution of an `PhmActionList` with `actionListExecution=triggeredOnChange` this `PhmActionList` is only executed when the previous state of the `PhmRule` was different from the current state.](*RS_MANI_00023*, *RS_MANI_00032*)

Class	PhmActionList			
Package	M2::AUTOSARTemplates::AdaptivePlatform::PlatformModuleDeployment::PlatformHealthManagement			
Note	This element defines an action list for the platform health management. Tags: atp.ManifestKind=ExecutionManifest atp.Status=draft			
Base	<i>ARObject</i> , <i>Identifiable</i> , <i>MultilanguageReferrable</i> , <i>Referrable</i>			
Attribute	Type	Mul.	Kind	Note
actionListExecution	<code>PhmActionListExecutionEnum</code>	1	attr	Defines the execution semantics for this action list. Tags: atp.Status=draft
actionListItem (ordered)	<code>PhmActionItem</code>	1..*	ref	Ordered reference to the action items to be executed in the scope of this action list. Tags: atp.Status=draft

Table 8.36: PhmActionList

Enumeration	PhmActionListExecutionEnum
Package	M2::AUTOSARTemplates::AdaptivePlatform::PlatformModuleDeployment::PlatformHealthManagement
Note	Definition of execution semantics for action lists. Tags: atp.Status=draft
Literal	Description
triggeredOnChange	Actions shall only be executed when the evaluation result of the corresponding rule changes. Tags: atp.EnumerationValue=0





Enumeration	PhmActionListExecutionEnum
triggeredOn Evaluation	Actions shall be executed every time the evaluation of the corresponding rule is done. Tags: atp.EnumerationValue=1

Table 8.37: PhmActionListExecutionEnum

Class	PhmActionItem (abstract)			
Package	M2::AUTOSARTemplates::AdaptivePlatform::PlatformModuleDeployment::PlatformHealthManagement			
Note	This element defines one possible action for the platform health management. Tags: atp.ManifestKind=ExecutionManifest atp.Status=draft			
Base	<i>ARObject</i> , <i>Identifiable</i> , <i>MultilanguageReferrable</i> , <i>Referrable</i>			
Subclasses	ApplicationModeRequestPhmActionItem , FunctionGroupModeRequestPhmActionItem , PlatformPhmActionItem , ProcessPhmActionItem , WatchdogPhmActionItem			
Attribute	Type	Mul.	Kind	Note
-	-	-	-	-

Table 8.38: PhmActionItem

8.3.6 Action deployment

Actions are executed in the scope of an [PhmActionList](#) in a well defined order. The specific subtypes of actions are described below.

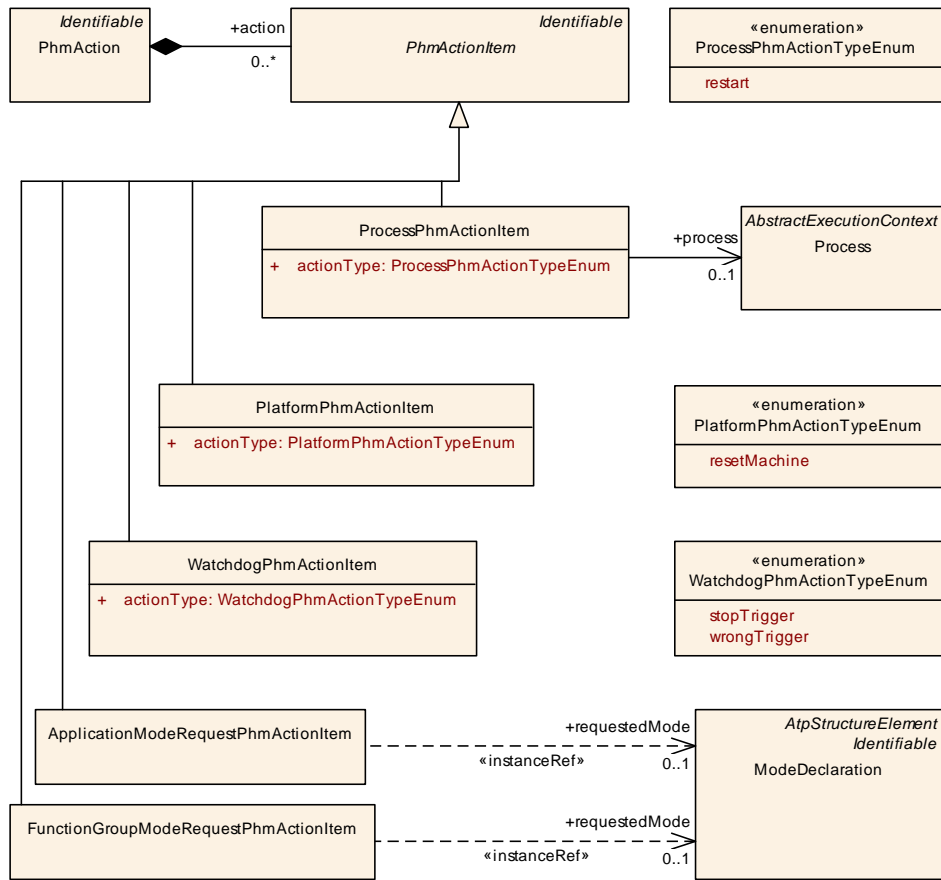


Figure 8.10: Modeling of actions

8.3.6.1 Process action deployment

The `ProcessPhmActionItem` defines an action which is specific to an instance of an application software (represented by a `Process`). The action will be forwarded to the Execution Management [17] by the Platform Health Management.

[TPS_MANI_03522]{DRAFT} Definition of actions for application software [The `ProcessPhmActionItem` defines an action for a specific `Process`. The action can be to restart the `Process`.] ([RS_MANI_00023](#), [RS_MANI_00032](#))

Class	ProcessPhmActionItem			
Package	M2::AUTOSARTemplates::AdaptivePlatform::PlatformModuleDeployment::PlatformHealthManagement			
Note	This element defines the action to be performed for one specific Process. Tags: atp.ManifestKind=ExecutionManifest atp.Status=draft			
Base	<code>ARObject</code> , <code>Identifiable</code> , <code>MultilanguageReferrable</code> , <code>PhmActionItem</code> , <code>Referrable</code>			
Attribute	Type	Mul.	Kind	Note





Class	ProcessPhmActionItem			
actionType	ProcessPhmActionTypeEnum	1	attr	Defines the action be performed on the referenced Process. Tags: atp.Status=draft
process	Process	0..1	ref	Reference to the process which represents the application instance. Tags: atp.Status=draft

Table 8.39: ProcessPhmActionItem

Enumeration	ProcessPhmActionTypeEnum
Package	M2::AUTOSARTemplates::AdaptivePlatform::PlatformModuleDeployment::PlatformHealthManagement
Note	Definition of available actions to be applied to a Process. Tags: atp.Status=draft
Literal	Description
restart	Perform a restart of the referenced Process. Tags: atp.EnumerationValue=0

Table 8.40: ProcessPhmActionTypeEnum

8.3.6.2 Platform action deployment

The [PlatformPhmActionItem](#) defines an action which is targeting the whole Platform Instance. The action will be forwarded to the Execution Management [17] by the Platform Health Management.

[TPS_MANI_03523]{DRAFT} Definition of actions for Platform Instance [The [PlatformPhmActionItem](#) defines an action for the Platform Instance. Different kinds of possible reset strategies are defined in the attribute [PlatformPhmActionItem.actionType](#).] ([RS_MANI_00023](#), [RS_MANI_00032](#))

Class	PlatformPhmActionItem			
Package	M2::AUTOSARTemplates::AdaptivePlatform::PlatformModuleDeployment::PlatformHealthManagement			
Note	This element defines the action to be performed for this platform instance. Tags: atp.ManifestKind=ExecutionManifest atp.Status=draft			
Base	ARObject , Identifiable , MultilanguageReferrable , PhmActionItem , Referrable			
Attribute	Type	Mul.	Kind	Note
actionType	PlatformPhmActionTypeEnum	1	attr	Defines the action be performed on this platform instance. Tags: atp.Status=draft

Table 8.41: PlatformPhmActionItem

Enumeration	PlatformPhmActionTypeEnum
Package	M2::AUTOSARTemplates::AdaptivePlatform::PlatformModuleDeployment::PlatformHealthManagement
Note	Definition of available actions to be applied to a platform instance. Tags: atp.Status=draft
Literal	Description
resetMachine	Initiate a reset of the platform instance. Tags: atp.EnumerationValue=0

Table 8.42: PlatformPhmActionTypeEnum

8.3.6.3 Watchdog action deployment

The [WatchdogPhmActionItem](#) defines an action which is specific to a Watchdog.

[TPS_MANI_03524]{DRAFT} Definition of actions for Watchdog [The [WatchdogPhmActionItem](#) defines an action for the Watchdog. One [WatchdogPhmActionItem.actionType](#) for the watchdog is to stop triggering of the watchdog ([stopTrigger](#)). Another possible [actionType](#) for the watchdog is to deliberately cause a wrong triggering of the watchdog ([wrongTrigger](#)).]([RS_MANI_00023](#), [RS_MANI_00032](#))

Class	WatchdogPhmActionItem			
Package	M2::AUTOSARTemplates::AdaptivePlatform::PlatformModuleDeployment::PlatformHealthManagement			
Note	This element defines the action be performed on the watchdog. Tags: atp.ManifestKind=ExecutionManifest atp.Status=draft			
Base	ARObject , Identifiable , MultilanguageReferrable , PhmActionItem , Referrable			
Attribute	Type	Mul.	Kind	Note
actionType	WatchdogPhmActionTypeEnum	1	attr	Defines the action to be performed on the watchdog. Tags: atp.Status=draft

Table 8.43: WatchdogPhmActionItem

Enumeration	WatchdogPhmActionTypeEnum
Package	M2::AUTOSARTemplates::AdaptivePlatform::PlatformModuleDeployment::PlatformHealthManagement
Note	Definition of available actions to be applied to a watchdog. Tags: atp.Status=draft
Literal	Description
stopTrigger	Tags: atp.EnumerationValue=0
wrongTrigger	Tags: atp.EnumerationValue=1

Table 8.44: WatchdogPhmActionTypeEnum

8.3.6.4 Mode request action deployment

The Platform Health Management also supports the action to request a specific mode for a [Process](#), [Machine](#), or [functionGroup](#).

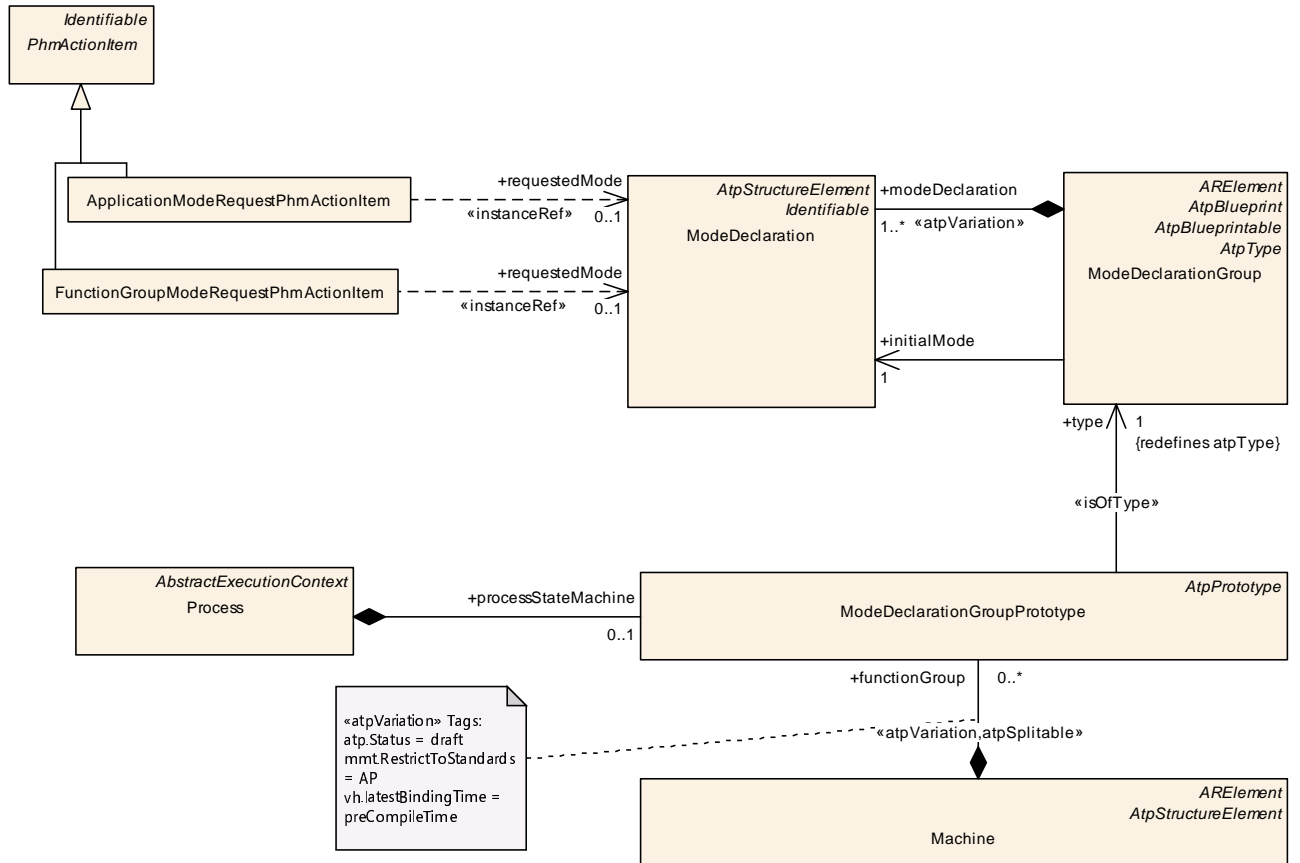


Figure 8.11: Modeling of mode request actions

Class	ApplicationModeRequestPhmActionItem			
Package	M2::AUTOSARTemplates::AdaptivePlatform::PlatformModuleDeployment::PlatformHealthManagement			
Note	This element defines the application mode request to be performed for one specific applicationMode Machine. Tags: atp.Status=draft			
Base	ARObject, Identifiable , MultilanguageReferrable , PhmActionItem , Referrable			
Attribute	Type	Mul.	Kind	Note
requestedMode	ModeDeclaration	0..1	iref	This reference defines the application mode request to be performed for one specific applicationModeMachine. Tags: atp.Status=draft

Table 8.45: ApplicationModeRequestPhmActionItem

Class	FunctionGroupModeRequestPhmActionItem			
Package	M2::AUTOSARTemplates::AdaptivePlatform::PlatformModuleDeployment::PlatformHealthManagement			
Note	This element defines the function group mode request to be performed for one specific functionGroup. Tags: atp.Status=draft			
Base	ARObject, Identifiable , MultilanguageReferrable , PhmActionItem , Referrable			
Attribute	Type	Mul.	Kind	Note
requestedMode	ModeDeclaration	0..1	iref	This reference defines the function group mode request to be performed for one specific functionGroup. Tags: atp.Status=draft

Table 8.46: FunctionGroupModeRequestPhmActionItem

8.4 Time Synchronization Deployment

8.4.1 Overview

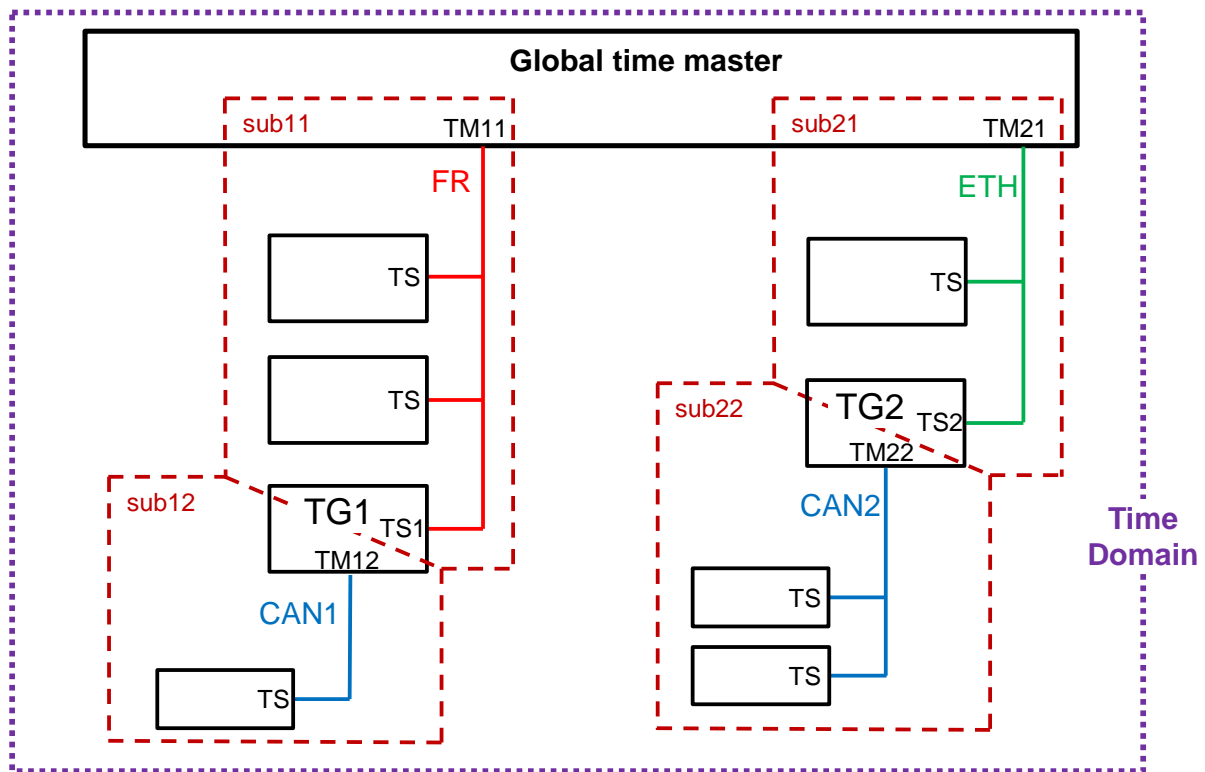
This chapter explains the configuration of the Time Synchronization functional cluster.

An adaptive AUTOSAR application can utilize several (synchronized) time base resources which are provided by the Time Synchronization functional cluster [11]. Time base resources can be *local* to the [Machine](#) or can be *synchronized* with a network [GlobalTimeDomain](#).

The intended interaction of an adaptive AUTOSAR application with Time Synchronization is described in chapter [3.9](#).

Since an adaptive [Machine](#) is usually collaborating with other [Machines](#) (adaptive) and ECUs (classic), special focus has been put on the vehicle wide definition of synchronized time. For a detailed specification please refer to the *Global Time Synchronization* chapter in the *System Template* [16].

Figure [8.12](#) provides an example system view on time domains and their transportation over diverse networks. In the scope of the *AUTOSAR adaptive platform* the focus is put on the Ethernet interaction with the rest of the system.



TS: GlobalTime slave
 TM: GlobalTime master
 TG: GlobalTime gateway

Figure 8.12: Example setup of Synchronized Global Time in AUTOSAR

8.4.2 Time Synchronization functional cluster configuration

The representation of the Time Synchronization functional cluster [11] within one specific *Machine* is defined by the *TimeSyncModuleInstantiation*. The *Machine* has the ability to define a set of *moduleInstantiations*, where a specialization can be the *TimeSyncModuleInstantiation*.

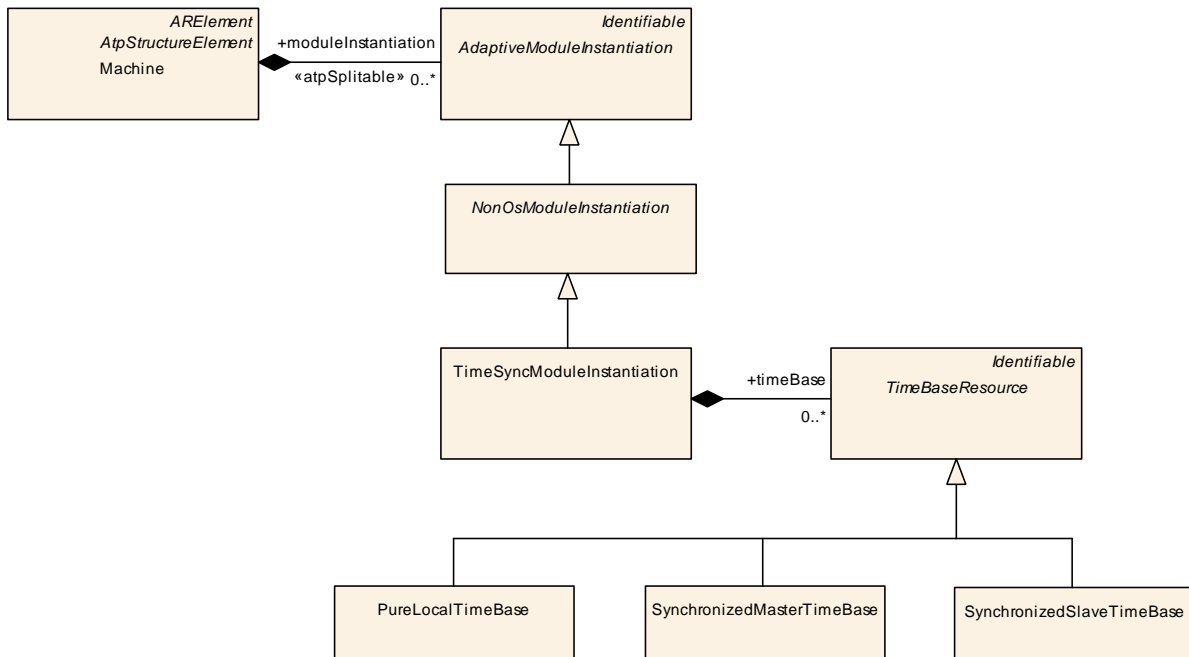


Figure 8.13: Modeling of TimeSyncModuleInstantiation

Class	TimeSyncModuleInstantiation			
Package	M2::AUTOSARTemplates::AdaptivePlatform::PlatformModuleDeployment::TimeSync			
Note	This meta-class defines the attributes for the Time Synchronization configuration on a specific machine. Tags: atp.ManifestKind=MachineManifest atp.Status=draft			
Base	<i>ARObject</i> , <i>AdaptiveModuleInstantiation</i> , <i>Identifiable</i> , <i>MultilanguageReferrable</i> , <i>NonOsModuleInstantiation</i> , <i>Referrable</i>			
Attribute	Type	Mul.	Kind	Note
timeBase	TimeBaseResource	*	aggr	This aggregation defines the configured Time Bases for Time Synchronization. Tags: atp.Status=draft

Table 8.47: TimeSyncModuleInstantiation

8.4.3 Time Base

The [TimeSyncModuleInstantiation](#) represents the actual instance of the Time Synchronization functional cluster executed on a specific [Machine](#). In the scope of the [TimeSyncModuleInstantiation](#) the Time Bases are defined.

[TPS_MANI_03539]{DRAFT} Definition of Time Bases [The meta-class [TimeSyncModuleInstantiation](#) has the ability to define a set of Time Bases of kind [TimeBaseResource](#) in the role `timeBase`.]([RS_MANI_00040](#))

There are several sub types of [TimeBaseResource](#) which will be explained in the following sections.

Class	<i>TimeBaseResource</i> (abstract)			
Package	M2::AUTOSARTemplates::AdaptivePlatform::PlatformModuleDeployment::TimeSync			
Note	This meta-class represents the attributes of one Time Base for Time Synchronization. Tags: atp.ManifestKind=MachineManifest atp.Status=draft			
Base	<i>ARObject</i> , <i>Identifiable</i> , <i>MultilanguageReferrable</i> , <i>Referrable</i>			
Subclasses	<i>PureLocalTimeBase</i> , <i>SynchronizedMasterTimeBase</i> , <i>SynchronizedSlaveTimeBase</i>			
Attribute	Type	Mul.	Kind	Note
-	-	-	-	-

Table 8.48: TimeBaseResource

8.4.3.1 Pure local time base

A *PureLocalTimeBase* is a specialized *TimeBaseResource* with a *Machine* local scope only. So the time is neither received nor propagated over a network.

[TPS_MANI_03540]{DRAFT} Definition of *PureLocalTimeBase* [The meta-class *PureLocalTimeBase* defines a Time Base which is only available on the local *Machine* and is not *synchronized* over the network.] (*RS_MANI_00040*)

Currently no further attributes are defined for the configuration of a *PureLocalTimeBase*.

Class	<i>PureLocalTimeBase</i>			
Package	M2::AUTOSARTemplates::AdaptivePlatform::PlatformModuleDeployment::TimeSync			
Note	This meta-class represents a Time Base which is maintained solely in the context of the local machine. Tags: atp.ManifestKind=MachineManifest atp.Status=draft			
Base	<i>ARObject</i> , <i>Identifiable</i> , <i>MultilanguageReferrable</i> , <i>Referrable</i> , <i>TimeBaseResource</i>			
Attribute	Type	Mul.	Kind	Note
-	-	-	-	-

Table 8.49: PureLocalTimeBase

8.4.3.2 Synchronized time base

When configuring a synchronized time base many configuration aspects are already provided by the definition of the *GlobalTimeDomain* and are specified in the *System Template* [16] and associated to *MachineDesign*.

As for the configuration of the *TimeSyncModuleInstantiation* the usage of the *SynchronizedMasterTimeBase* respectively *SynchronizedSlaveTimeBase* defines the interaction with the *GlobalTimeDomain*.

[TPS_MANI_03541]{DRAFT} **Definition of [SynchronizedSlaveTimeBase](#)** [The meta-class [SynchronizedSlaveTimeBase](#) defines a Time Base which is synchronized with a time coming from the network. With the reference [SynchronizedSlaveTimeBase.networkTimeSlave](#) to a [GlobalTimeSlave](#) the relation to the system model is established.]([RS_MANI_00040](#))

[TPS_MANI_03542]{DRAFT} **Definition of [SynchronizedMasterTimeBase](#)** [The meta-class [SynchronizedMasterTimeBase](#) defines a Time Base which is propagated to a time on the network. With the reference [SynchronizedMasterTimeBase.networkTimeMaster](#) to a [GlobalTimeMaster](#) the relation to the system model is established.]([RS_MANI_00040](#))

Some aspects of the Synchronized Time Base for the *master* role are not available in the system model, those are provided with the [TimeSyncCorrection](#).

[TPS_MANI_03543]{DRAFT} **Definition of time sync correction attributes** [The meta-class [TimeSyncCorrection](#) defines the attributes required to specify the time sync correction behavior of a [SynchronizedMasterTimeBase](#). The [SynchronizedMasterTimeBase](#) aggregates the [TimeSyncCorrection](#) in the role [timeSyncCorrection](#).]([RS_MANI_00040](#))

The synchronized global time feature also supports the definition of *offset* time domains.

[TPS_MANI_03547]{DRAFT} **Definition of *offset* time domains** [A [GlobalTimeDomain](#) which has a [offsetTimeDomain](#) reference defined is considered an *offset* time domain. The reference source is the *offset* time domain. The reference *target* is the synchronized time domain.]([RS_MANI_00040](#))

The *offset* time domain is applicable to [GlobalTimeMaster](#) (therefore also [SynchronizedMasterTimeBase](#)) and [GlobalTimeSlave](#) (therefore also [SynchronizedSlaveTimeBase](#)). *Offset* time domain is not applicable to [PureLocalTimeBase](#).

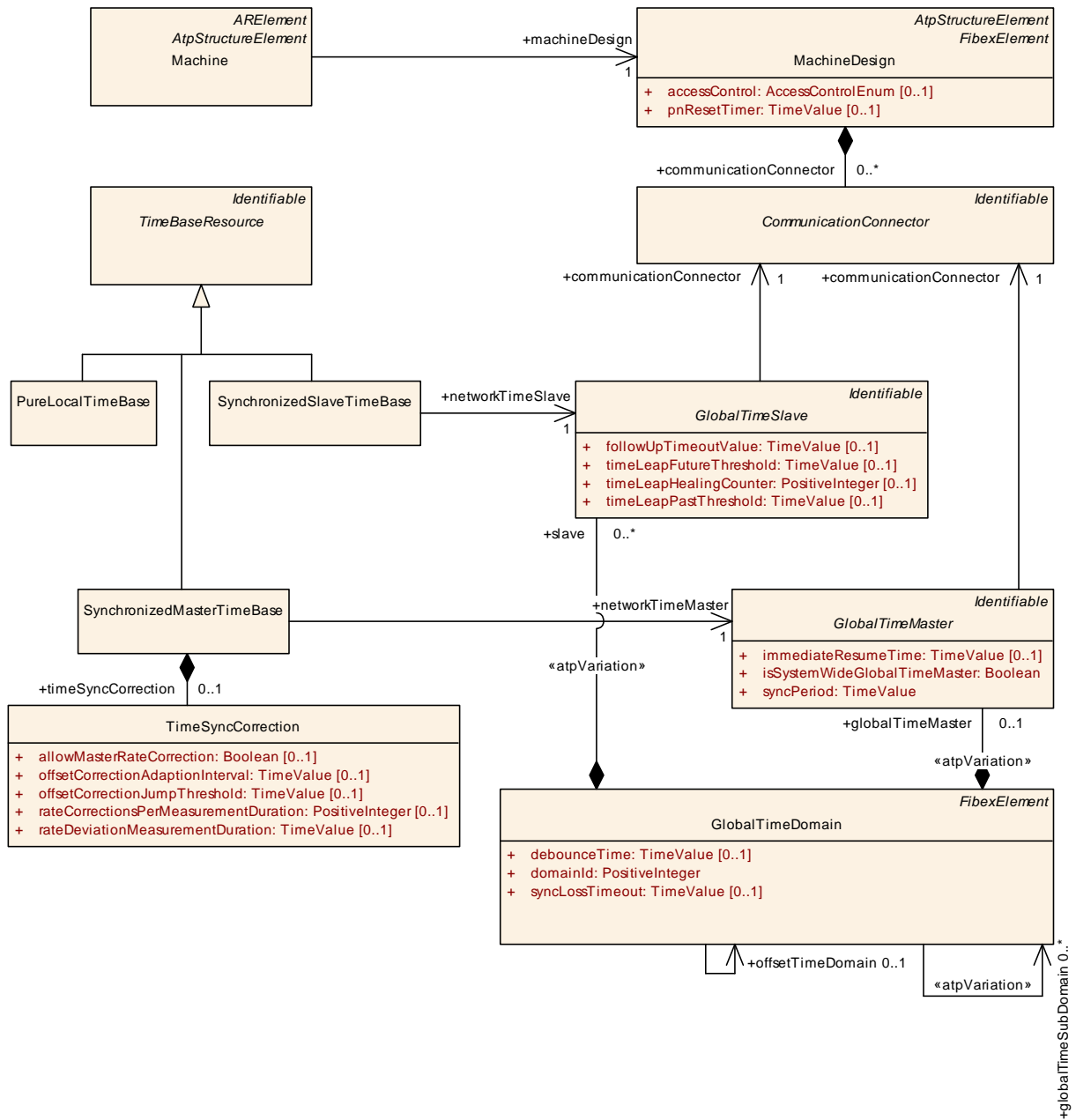


Figure 8.14: Modeling of synchronized time bases

Class	SynchronizedSlaveTimeBase			
Package	M2::AUTOSARTemplates::AdaptivePlatform::PlatformModuleDeployment::TimeSync			
Note	This meta-class represents a Synchronized Slave Time Base. Tags: atp.ManifestKind=MachineManifest atp.Status=draft			
Base	ARObject, Identifiable, MultilanguageReferrable, Referrable, TimeBaseResource			
Attribute	Type	Mul.	Kind	Note





Class		SynchronizedSlaveTimeBase		
networkTime Slave	GlobalTimeSlave	1	ref	This reference defines the GlobalTimeSlave which is synchronized with this Time Base. Tags: atp.Status=draft

Table 8.50: SynchronizedSlaveTimeBase

Class		SynchronizedMasterTimeBase		
Package	M2::AUTOSARTemplates::AdaptivePlatform::PlatformModuleDeployment::TimeSync			
Note	This meta-class represents a Synchronized Master Time Base. Tags: atp.ManifestKind=MachineManifest atp.Status=draft			
Base	ARObject , Identifiable , MultilanguageReferrable , Referrable , TimeBaseResource			
Attribute	Type	Mul.	Kind	Note
networkTime Master	GlobalTimeMaster	1	ref	This reference defines the GlobalTimeMaster which is synchronized with this Time Base. Tags: atp.Status=draft
timeSync Correction	TimeSyncCorrection	0..1	aggr	This aggregation defines the attributes used for the correction of time synchronization. Tags: atp.Status=draft

Table 8.51: SynchronizedMasterTimeBase

Class		TimeSyncCorrection		
Package	M2::AUTOSARTemplates::AdaptivePlatform::PlatformModuleDeployment::TimeSync			
Note	This meta-class represents the attributes used for the correction of time synchronization. Tags: atp.Status=draft			
Base	ARObject			
Attribute	Type	Mul.	Kind	Note
allowMaster RateCorrection	Boolean	0..1	attr	Defines whether the rate correction value of a Time Base can be set by means of the method <code>setRateCorrection()</code> . false: rate correction cannot be set by method <code>setRateCorrection()</code> . true: rate correction can be set by method <code>setRateCorrection()</code> . Tags: atp.Status=draft
offsetCorrection AdaptionInterval	TimeValue	0..1	attr	Defines the interval during which the adaptive rate correction cancels out the rate and time deviation. Unit: seconds. Tags: atp.Status=draft
offsetCorrection JumpThreshold	TimeValue	0..1	attr	Threshold for the correction method. Deviations below this value will be corrected by a linear reduction over a defined timespan. Values equal and greater than this value will be corrected by immediately setting the correct time and rate in form of a jump. Unit: seconds. Tags: atp.Status=draft





Class	TimeSyncCorrection			
rateCorrections Per Measurement Duration	PositiveInteger	0..1	attr	Number of simultaneous rate measurements to determine the current rate deviation. Tags: atp.Status=draft
rateDeviation Measurement Duration	TimeValue	0..1	attr	Time span used to calculate the rate deviation. Unit: seconds. Tags: atp.Status=draft

Table 8.52: TimeSyncCorrection

8.4.3.3 Ethernet synchronized time

As the *AUTOSAR adaptive platform* supports Ethernet as communication network also the time synchronization using Ethernet is supported.

In order to configure the behavior of the Ethernet time synchronization the specific sub-classes are used as shown in figure 8.15.

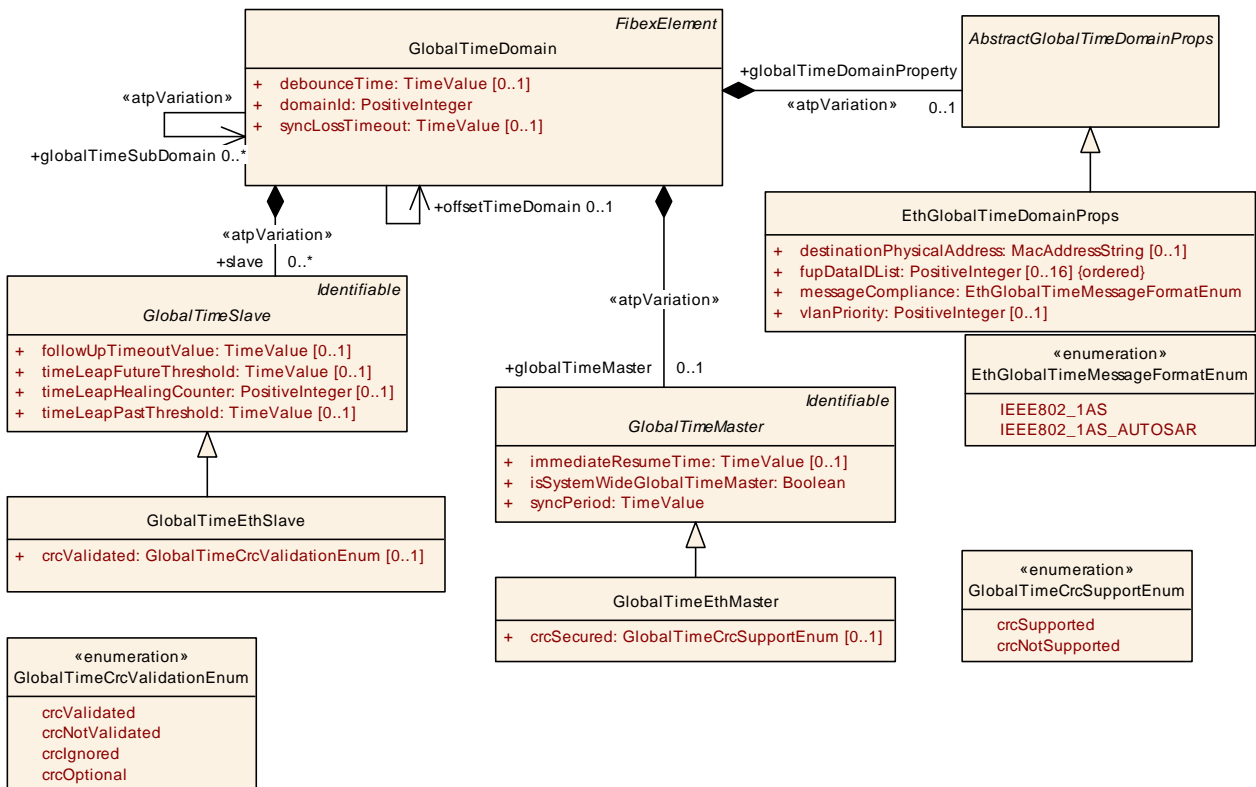


Figure 8.15: Modeling of Ethernet synchronized time

Class	EthGlobalTimeDomainProps			
Package	M2::AUTOSARTemplates::SystemTemplate::GlobalTime::ETH			
Note	Enables the definition of Ethernet Global Time specific properties.			
Base	<i>ARObject</i> , <i>AbstractGlobalTimeDomainProps</i>			
Attribute	Type	Mul.	Kind	Note
crcFlags	EthTSynCrcFlags	0..1	aggr	Defines the fields of the message which shall be taken into account for CRC calculation and verification.
destination Physical Address	MacAddressString	0..1	attr	Defines the MAC multicast address the Ethernet time sync messages are communicated on.
fupData IDList (ordered)	PositiveInteger	0..16	attr	The DataIDList for FUP messages to calculate CRC.
managed CouplingPort	EthGlobalTime ManagedCouplingPort	*	aggr	Collection of CouplingPorts which are managed in the scope of this Ethernet GlobalTimeDomain.
message Compliance	EthGlobalTimeMessage FormatEnum	1	attr	Defines the compliance of the Ethernet time sync messages to specific standards.
vlanPriority	PositiveInteger	0..1	attr	Defines which VLAN priority shall be assigned to a time sync message in case the message is sent using a VLAN tag.

Table 8.53: EthGlobalTimeDomainProps

Class	GlobalTimeEthSlave			
Package	M2::AUTOSARTemplates::SystemTemplate::GlobalTime::ETH			
Note	This represents the specialization of the GlobalTimeSlave for Ethernet communication.			
Base	<i>ARObject</i> , <i>GlobalTimeSlave</i> , <i>Identifiable</i> , <i>MultilanguageReferrable</i> , <i>Referrable</i>			
Attribute	Type	Mul.	Kind	Note
crcValidated	GlobalTimeCrc ValidationEnum	0..1	attr	Definition of whether or not validation of the CRC is supported.

Table 8.54: GlobalTimeEthSlave

Class	GlobalTimeEthMaster			
Package	M2::AUTOSARTemplates::SystemTemplate::GlobalTime::ETH			
Note	This represents the specialization of the GlobalTimeMaster for Ethernet communication.			
Base	<i>ARObject</i> , <i>GlobalTimeMaster</i> , <i>Identifiable</i> , <i>MultilanguageReferrable</i> , <i>Referrable</i>			
Attribute	Type	Mul.	Kind	Note
crcSecured	GlobalTimeCrcSupport Enum	0..1	attr	Definition of whether or not CRC is supported. This is only relevant for selected bus systems.
subTlvConfig	EthTSynSubTlvConfig	0..1	aggr	Defines the subTLV fields which shall be included in the time sync message.

Table 8.55: GlobalTimeEthMaster

8.4.4 Time Base to Port Prototype mapping

The [TimeBaseResource](#) definition of chapter 8.4.3 and the [RPortPrototype](#) typed by a sub-class of [TimeSynchronizationInterface](#) of chapter 3.9 have to be mapped to each other in order to define the binding of application software to the platform foundation software implementing the time synchronization.

[TPS_MANI_03548]{DRAFT} **Definition of TimeSyncPortPrototypeToTimeBaseMapping** [A TimeSyncPortPrototypeToTimeBaseMapping is used to define a mapping between a TimeBaseResource and a RPortPrototype typed by a sub-class of TimeSynchronizationInterface in the context of a Process.] (RS_MANI_00040)

The TimeSyncPortPrototypeToTimeBaseMapping takes the Process into account so that every instantiation of an Executable (and the resulting instantiation of all the RPortPrototypes typed by a sub-class of TimeSynchronizationInterface) can be mapped individually to TimeBaseResources.

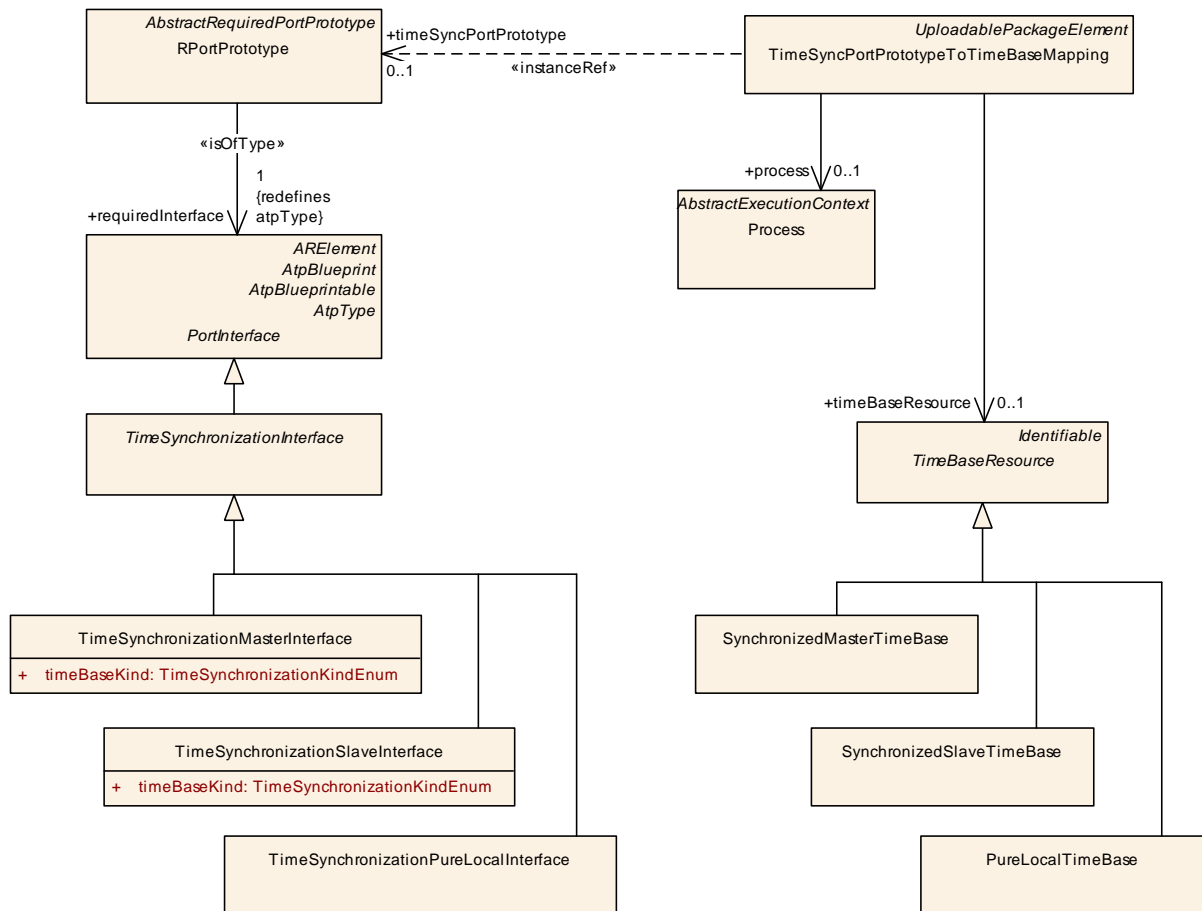


Figure 8.16: Modeling of TimeSyncPortPrototypeToTimeBaseMapping

Class	TimeSyncPortPrototypeToTimeBaseMapping
Package	M2::AUTOSARTemplates::AdaptivePlatform::PlatformModuleDeployment::TimeSync
Note	This meta-class provides the ability to map a RPortPrototype typed by a TimeSynchronizationInterface to a TimeBaseResource in the context of a Process. Tags: atp.Status=draft atp.recommendedPackage=TimeSyncPortPrototypeToTimeBaseMappings





Class	TimeSyncPortPrototypeToTimeBaseMapping			
Base	ARElement, ARObject, CollectableElement, Identifiable, MultilanguageReferrable, PackageableElement, Referrable, UploadablePackageElement			
Attribute	Type	Mul.	Kind	Note
process	Process	0..1	ref	Reference to the context Process this mapping applies to. Tags: atp.Status=draft
timeBaseResource	TimeBaseResource	0..1	ref	Reference to the mapped TimeBaseResource. Tags: atp.Status=draft
timeSyncPortPrototype	RPortPrototype	0..1	iref	Instance reference to the mapped PortPrototype typed by a TimeSynchronizationInterface. Tags: atp.Status=draft

Table 8.56: TimeSyncPortPrototypeToTimeBaseMapping

The example shown in figure 8.17 illustrates the mapping of RPortPrototypes typed by one of the sub-classes of TimeSynchronizationInterface to actually configured TimeBaseResources at the Time Sync Management.

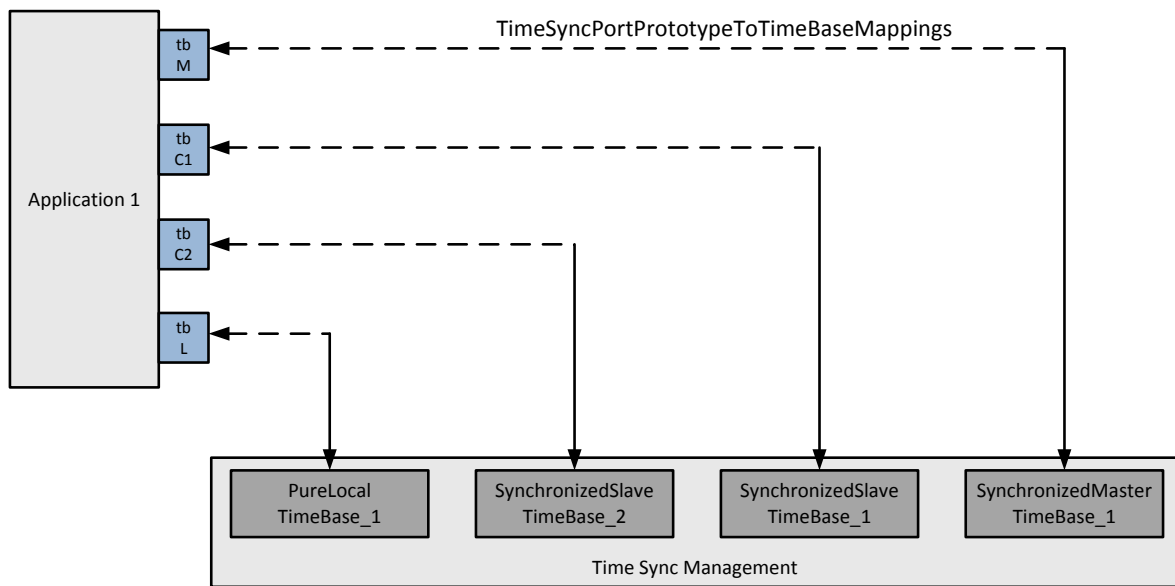


Figure 8.17: Example PortPrototype to TimeBase mapping

8.5 DoIP configuration

[TPS_MANI_03164]{DRAFT} **Machine-specific configuration settings for DoIP** [The Machine-specific configuration settings for DoIP are collected in DoIpInstantiation.] (RS_MANI_00023)

Class	DoIpInstantiation			
Package	M2::AUTOSARTemplates::AdaptivePlatform::PlatformModuleDeployment::AdaptiveModule Implementation			
Note	This meta-class defines the attributes for the DoIP configuration on a specific machine. Tags: atp.ManifestKind=MachineManifest atp.Status=draft			
Base	ARObject , AdaptiveModuleInstantiation , Identifiable , MultilanguageReferrable , NonOsModule Instantiation , Referrable			
Attribute	Type	Mul.	Kind	Note
eid	PositiveUnlimitedInteger	0..1	attr	Configured EID (Entity ID) used for VehicleIdentification Request. If configured, take this value, if not configured use MAC address.
entityStatusMax ByteFieldUse	Boolean	1	attr	This attribute is used to distinguish the optional support of the Max data size element of a diagnostic entity status response.
gid	PositiveUnlimitedInteger	0..1	attr	Configured GID (Group ID) used for VehicleIdentification Request. If configured, take this value (and set "Further action required" byte to 0x00="No further action required"), if not configured use ServiceInterface DoIPGroupIdentification to retrieve GID and 'further action required' values.
gidInvalidity Pattern	PositiveInteger	1	attr	Specifies the Byte pattern that is used for response messages if no valid GID could be retrieved. Only the value '0' or '255' is allowed.
logicalAddress	PositiveInteger	1	attr	Describes the logical address of the DoIP entity, which is used for VehicleAnnouncement and RoutingActivation responses.
maxRequest Bytes	PositiveInteger	1	attr	Specifies the maximum allowed bytes of a DoIP message request without the DoIP header.
network Interface	DoIpNetwork Configuration	*	aggr	Network interface specific DoIP properties. Tags: atp.Status=draft
request Configuration	DoIpRequest Configuration	*	aggr	Request configuration that is used to determine whether an incoming DiagnosticMessage request needs to be interpreted as PHYSICAL or FUNCTIONAL. Any request with target address not within the configured target address range will be rejected. Tags: atp.Status=draft
vinInvalidity Pattern	PositiveInteger	1	attr	Specifies the Byte pattern that is used for response messages if no valid VIN could be retrieved. Only the value '0' or '255' is allowed.

Table 8.57: DoIpInstantiation

[constr_3425]{DRAFT} Restriction of DoIpInstantiations on a Machine [Each [Machine](#) shall aggregate at most one [DoIpInstantiation](#) in the role [moduleInstantiation](#).]()

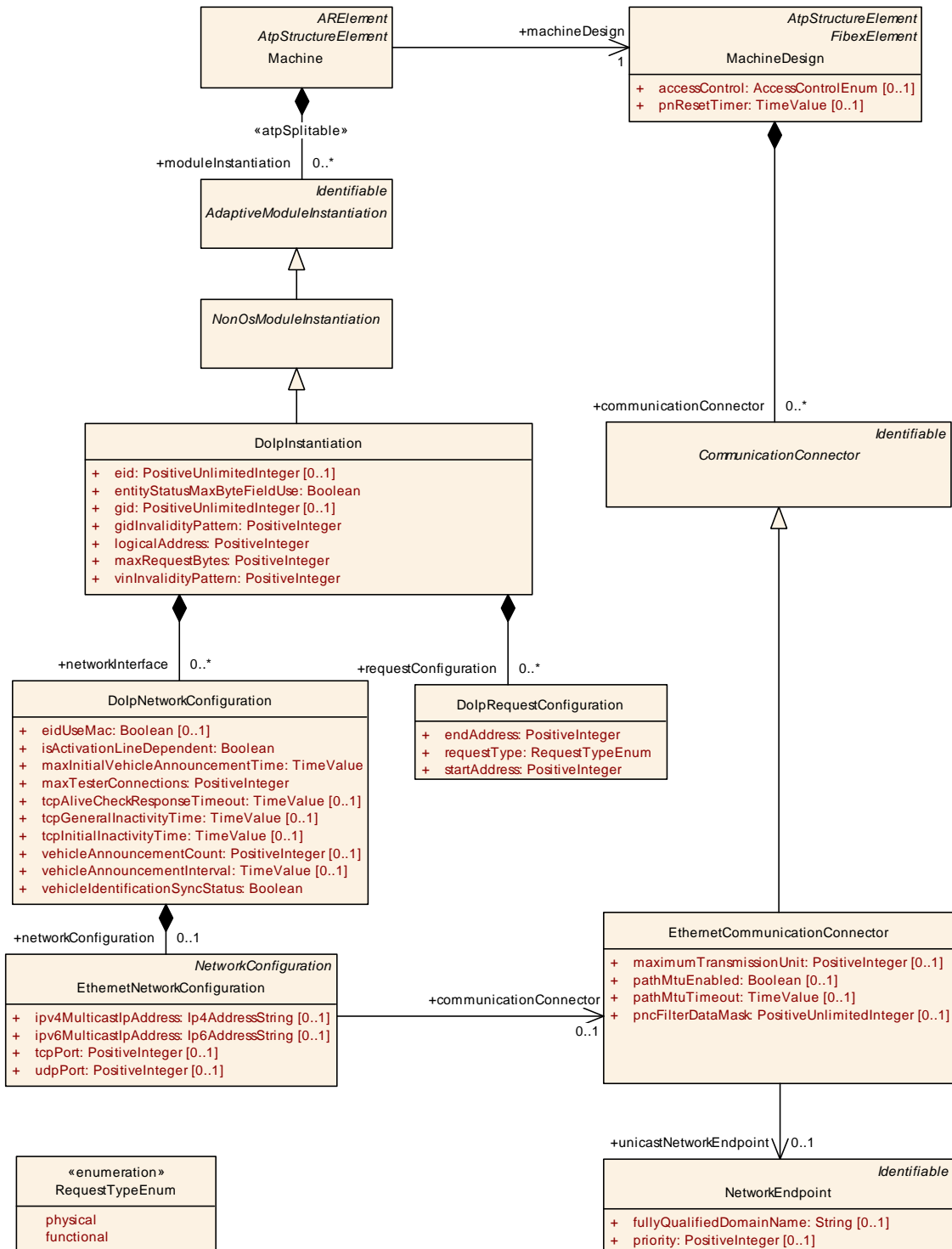


Figure 8.18: DoIP configuration

[constr_3495]{DRAFT} Supported value range for attribute DoIpInstantiation.eid [The supported value range of attribute DoIpInstantiation.eid is limited to the interval [0..281474976710655].]()

[constr_3496]{DRAFT} Supported value range for attribute [DoIpInstantiation.gid](#) [The supported value range of attribute [DoIpInstantiation.gid](#) is limited to the interval [0..281474976710655].]()

[constr_3497]{DRAFT} Supported value range for attribute [DoIpInstantiation.maxRequestBytes](#) [The supported value range of attribute [DoIpInstantiation.maxRequestBytes](#) is limited to the interval [0..4294967295].]()

[constr_3498]{DRAFT} Supported value range for attribute [DoIpInstantiation.logicalAddress](#) [The supported value range of attribute [DoIpInstantiation.logicalAddress](#) is limited to the interval [0..65535].]()

[TPS_MANI_03165]{DRAFT} Network Interface configuration for DoIP [The [DoIpNetworkConfiguration](#) contains all configuration settings that are specific for a configured network connection. The network connection is configured with the [EthernetNetworkConfiguration](#) that is aggregated by the [DoIpNetworkConfiguration](#) in the role [networkConfiguration](#).

The attributes [tcpPort](#) and [udpPort](#) are used to configure the Transport Protocol (Udp or Tcp) and the used Port number. The IP Address is configured in the [NetworkEndpoint](#) that is referenced by the [EthernetNetworkConfiguration](#) via the [EthernetCommunicationConnector](#).]([RS_MANI_00023](#))

Class	DolpNetworkConfiguration			
Package	M2::AUTOSARTemplates::AdaptivePlatform::PlatformModuleDeployment::AdaptiveModuleImplementation			
Note	This element collects DoIP properties that are network interface specific. Tags: atp.ManifestKind=MachineManifest atp.Status=draft			
Base	<i>ARObject</i>			
Attribute	Type	Mul.	Kind	Note
eidUseMac	Boolean	0..1	attr	This attribute defines whether the MAC of the network interface is used as eid. True: MAC is used False: eid needs to be configured manually by DolpInstantiation.eid.
isActivationLineDependent	Boolean	1	attr	This attribute defines whether the network interface <ul style="list-style-type: none"> is started "on-demand" when an activation line is sensed or is always available.
maxInitialVehicleAnnouncementTime	TimeValue	1	attr	Upper bound for the time to wait in [s] for sending first vehicle announcement message after IP address assignment. Represents parameter A_DoIP_Announce_Wait of ISO 13400-2:2012. The value of this timing shall be determined randomly in the closed interval [0..maxInitialVehicleAnnouncementTime].
maxTesterConnections	PositiveInteger	1	attr	Maximum amount of tester connections that shall be maintained at one time before alive check is performed.





Class	DoIpNetworkConfiguration			
network Configuration	EthernetNetwork Configuration	0..1	aggr	Network configuration (Protocol, Port, IP Address) for transmission of DoIP messages on a specific VLAN. Tags: atp.Status=draft
tcpAliveCheck Response Timeout	TimeValue	0..1	attr	Timeout in [s] for waiting for a response to an Alive Check request before the connection is considered to be disconnected. Represents parameter T_TCP_AliveCheck of ISO 13400-2:2012.
tcpGeneral InactivityTime	TimeValue	0..1	attr	Timeout in [s] for maximum inactivity of a TCP socket connection before the DoIP module will close the according socket connection. Represents parameter T_TCP_General_Inactivity of ISO 13400-2:2012.
tcpInitial InactivityTime	TimeValue	0..1	attr	Timeout in [s] used for initial inactivity of a connected TCP socket connection directly after socket connection. Represents parameter T_TCP_Initial_Inactivity of ISO 13400-2:2012.
vehicle Announcement Count	PositiveInteger	0..1	attr	Number of vehicle announcement messages on IP address assignment. Represents parameter A_Do_IP_Announce_Num of ISO 13400-2:2012.
vehicle Announcement Interval	TimeValue	0..1	attr	Time to wait in [s] for sending subsequent vehicle announcement messages. Represents parameter A_Do_IP_Announce_Interval of ISO 13400-2:2012.
vehicle Identification SyncStatus	Boolean	1	attr	Defines if the optional VIN/GID synchronization status is used additionally in the vehicle identification/announcement.

Table 8.58: DoIpNetworkConfiguration

Please note that it is possible to define several [networkInterfaces](#) in a [DoIpInstantiation](#). For each network connection individual configuration settings can be set with the attributes that are defined in the [DoIpNetworkConfiguration](#) element, e.g. it is possible to configure the vehicle announcement for different network connections in a different way.

[constr_5046]{DRAFT} Usage of [DoIpNetworkConfiguration.eidUseMac](#) [If [DoIpInstantiation.eid](#) is not configured the value of [DoIpNetworkConfiguration.eidUseMac](#) shall be set to true.]()

[TPS_MANI_03218]{DRAFT} Default value for the attribute [tcpInitialInactivityTime](#) of meta-class [DoIpNetworkConfiguration](#) [If no value for the attribute [DoIpNetworkConfiguration.tcpInitialInactivityTime](#) is defined then the default value of 2 seconds shall be assumed.]([RS_MANI_00023](#))

[TPS_MANI_03219]{DRAFT} Default value for the attribute [tcpGeneralInactivityTime](#) of meta-class [DoIpNetworkConfiguration](#) [If no value for the attribute [DoIpNetworkConfiguration.tcpGeneralInactivityTime](#) is defined then the default value of 300 seconds shall be assumed.]([RS_MANI_00023](#))

[TPS_MANI_03220]{DRAFT} Default value for the attribute [vehicleAnnouncementCount](#) of meta-class [DoIpNetworkConfiguration](#) [If no value for the attribute [DoIpNetworkConfiguration.vehicleAnnouncementCount](#) is defined then the default value of 3 shall be assumed.]([RS_MANI_00023](#))

[TPS_MANI_03221]{DRAFT} **Default value for the attribute `vehicleAnnouncementInterval` of meta-class `DoIpNetworkConfiguration`** [If no value for the attribute `DoIpNetworkConfiguration.vehicleAnnouncementInterval` is defined then the default value of 0,5 seconds shall be assumed.](RS_MANI_00023)

[TPS_MANI_03222]{DRAFT} **Default value for the attribute `tcpAliveCheckResponseTimeout` of meta-class `DoIpNetworkConfiguration`** [If no value for the attribute `DoIpNetworkConfiguration.tcpAliveCheckResponseTimeout` is defined then the default value of 0,5 seconds shall be assumed.](RS_MANI_00023)

During vehicle discovery the DoIP module responds by informing the tester about its own address, configured as the `logicalAddress`. The tester will approach the ECU under this UDS target address, thus the ECU should have a `SoftwareCluster` that is configured to respond to this UDS target address.

The list of available target addresses may or may not be obtainable from the `SoftwareCluster` with the `logicalAddress`.

In some cases, this `SoftwareCluster` may have the ability to inform the tester which other existing physical and/or logical addresses are available.

Class	DoIpRequestConfiguration			
Package	M2::AUTOSARTemplates::AdaptivePlatform::PlatformModuleDeployment::AdaptiveModuleImplementation			
Note	This meta-class specifies a range of target addresses and its interpretation as either physical or functional request. Tags: atp.ManifestKind=MachineManifest atp.Status=draft			
Base	ARObject			
Attribute	Type	Mul.	Kind	Note
endAddress	PositiveInteger	1	attr	End address for range of target-addresses (including this address).
requestType	RequestTypeEnum	1	attr	Determines the type of request.
startAddress	PositiveInteger	1	attr	Start address for range of target-addresses (including this address).

Table 8.59: DoIpRequestConfiguration

[constr_3492]{DRAFT} **`DoIpInstantiation.logicalAddress` shall be defined as member in the `DoIpRequestConfiguration`** [The `DoIpInstantiation.logicalAddress` shall be a member of the intervals of available physical addresses configured for the `DoIpInstantiation` in the `requestConfiguration`.]
()

On top of that, there is the expectation that the configured `diagnosticAddresses` of `SoftwareClusters` deployed to the `Machine` fit to the intervals defined in the context of the `DoIpInstantiation` in the `requestConfiguration`.

Please note that the `DoIpRequestConfiguration` corresponds to Table 39 that is defined in ISO-13400-2 [21].

[constr_3499]{DRAFT} **Supported value range for attribute [DoIpRequestConfiguration.startAddress](#)** [The supported value range of attribute [DoIpRequestConfiguration.startAddress](#) is limited to the interval [0..65535].]()

[constr_5000]{DRAFT} **Supported value range for attribute [DoIpRequestConfiguration.endAddress](#)** [The supported value range of attribute [DoIpRequestConfiguration.endAddress](#) is limited to the interval [0..65535].]()

8.6 Log and Trace module configuration

[TPS_MANI_03162]{DRAFT} **Machine-specific configuration settings for the Log and Trace functional cluster** [The [Machine](#)-specific configuration settings for the Log and Trace functional cluster are collected in [LogAndTraceInstantiation](#).] ([RS_MANI_00023](#))

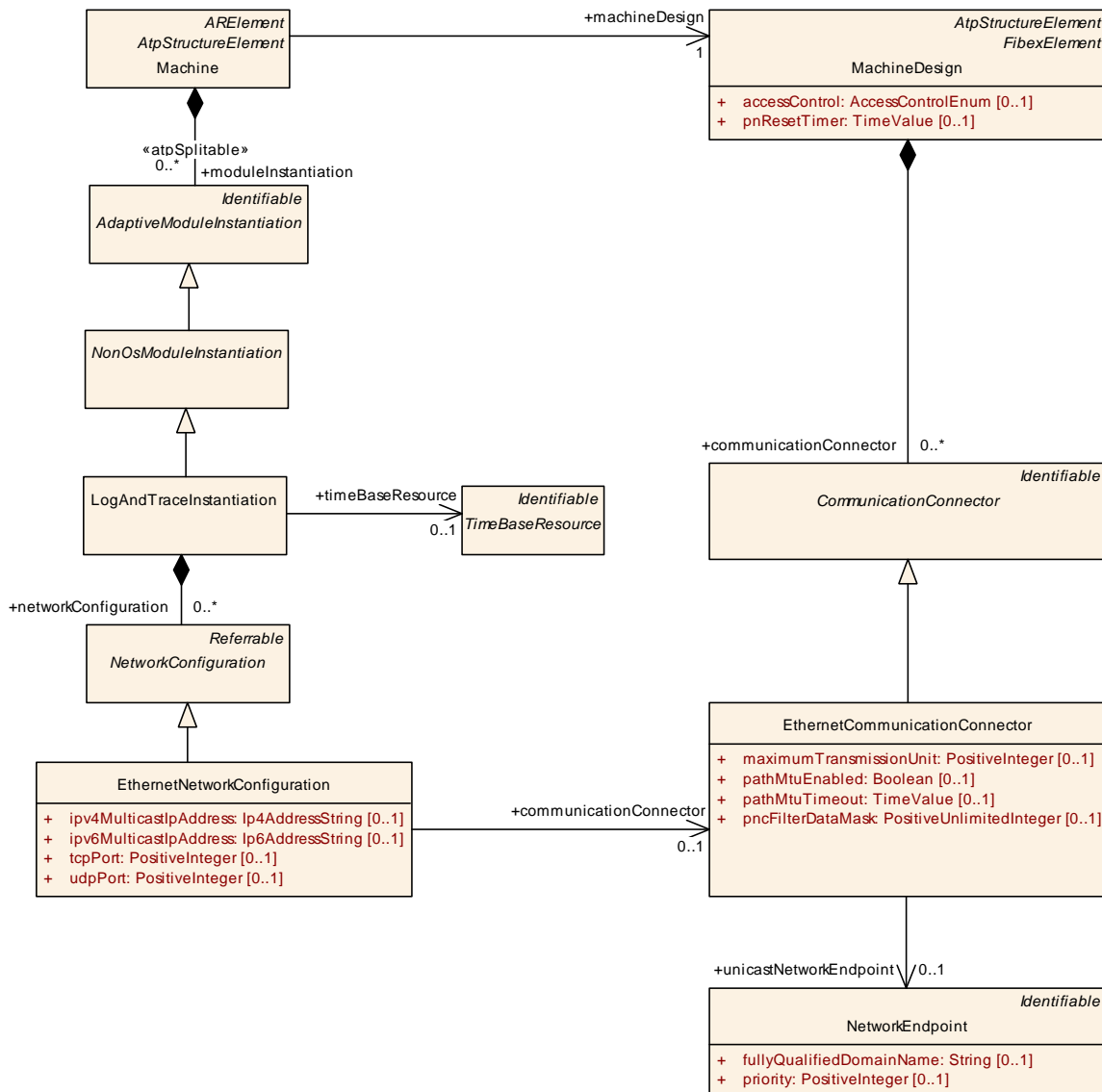


Figure 8.19: Log and Trace module configuration

Class	LogAndTraceInstantiation			
Package	M2::AUTOSARTemplates::AdaptivePlatform::PlatformModuleDeployment::AdaptiveModule Implementation			
Note	This meta-class defines the attributes for the Log&Trace configuration on a specific machine. Tags: atp.ManifestKind=MachineManifest atp.Status=draft			
Base	ARObject, AdaptiveModuleInstantiation, Identifiable, MultilanguageReferrable, NonOsModule Instantiation, Referrable			
Attribute	Type	Mul.	Kind	Note
network Configuration	NetworkConfiguration	*	aggr	Network configuration for transmission of log & trace messages. Tags: atp.Status=draft





Class	LogAndTraceInstantiation			
timeBase Resource	TimeBaseResource	0..1	ref	This reference is used to describe to which time base the the Log and Trace module has access. From the Time Base Resource the Log and Trace module gets the needed information to generate the time stamp. Tags: atp.Status=draft

Table 8.60: LogAndTraceInstantiation

[TPS_MANI_03163]{DRAFT} Network configuration for Log and Trace messages
 [The output channel on Ethernet for Log and Trace messages is configured with the [EthernetNetworkConfiguration](#) that is aggregated by the [LogAndTraceInstantiation](#) in the role [networkConfiguration](#). The attributes [tcpPort](#) and [udpPort](#) are used to configure the Transport Protocol (Udp or Tcp) and the used Port number. The IP Address is configured in the [NetworkEndpoint](#) that is referenced by the [EthernetNetworkConfiguration](#) via the [EthernetCommunicationConnector](#).]([RS_MANI_00023](#))

8.7 Network Management configuration

[TPS_MANI_03166]{DRAFT} Machine-specific configuration settings for NM module
 [The [Machine](#)-specific configuration settings for Nm are collected in [NmInstantiation](#).]([RS_MANI_00023](#))

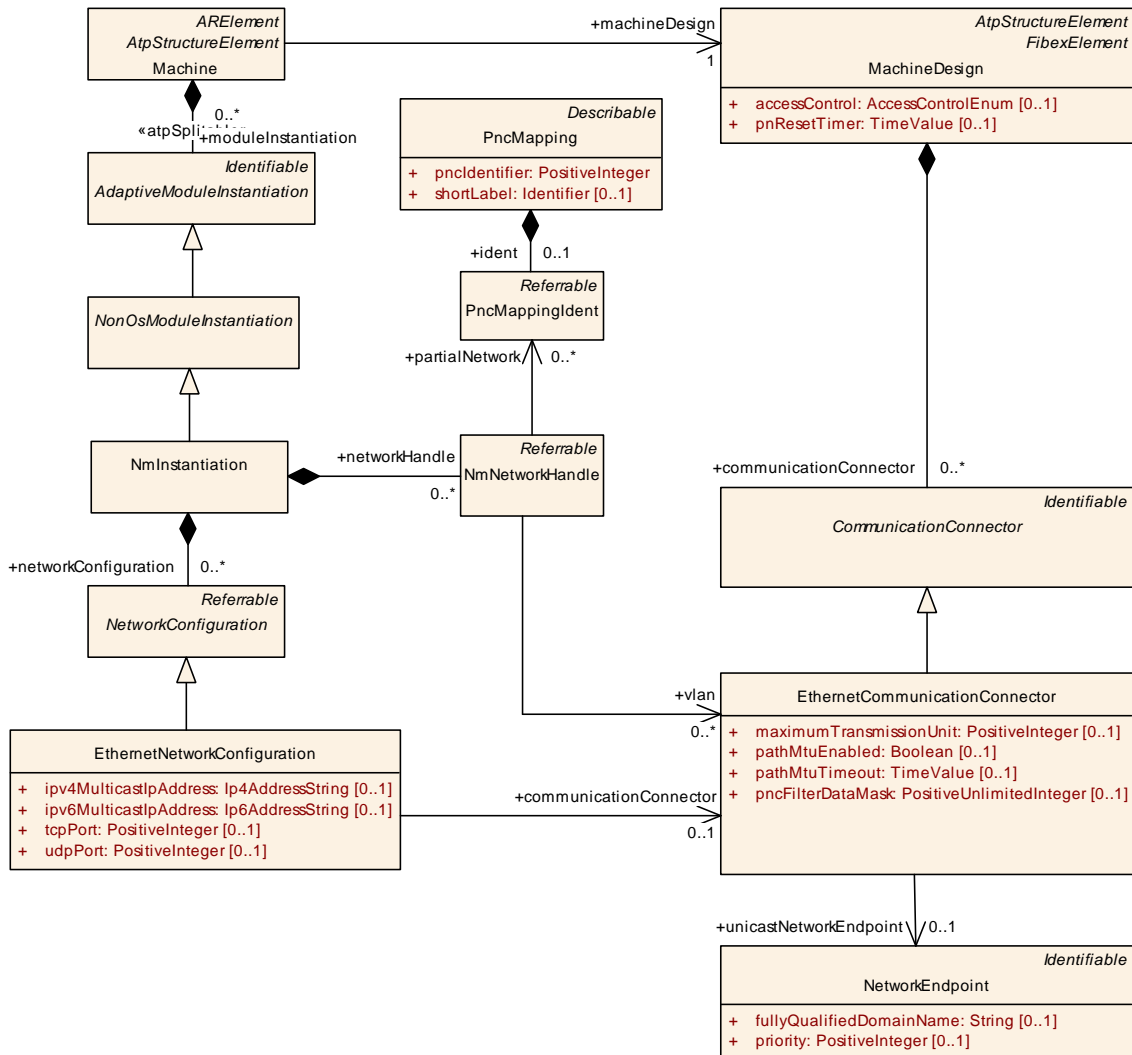


Figure 8.20: Network configuration for Nm

Class	NmInstantiation			
Package	M2::AUTOSARTemplates::AdaptivePlatform::PlatformModuleDeployment::AdaptiveModule Implementation			
Note	This meta-class defines the attributes for the Nm configuration on a specific machine. Tags: atp.ManifestKind=MachineManifest atp.Status=draft			
Base	<i>ARObject</i> , <i>AdaptiveModuleInstantiation</i> , <i>Identifiable</i> , <i>MultilanguageReferrable</i> , <i>NonOsModule Instantiation</i> , <i>Referrable</i>			
Attribute	Type	Mul.	Kind	Note
network Configuration	NetworkConfiguration	*	aggr	Network configuration for sending and receiving of Nm messages on the machine. Tags: atp.Status=draft



Class	NmInstantiation			
networkHandle	NmNetworkHandle	*	aggr	Supported NmNetworkHandles used to control Partial Network Clusters/VLANs. Tags: atp.Status=draft

Table 8.61: NmInstantiation

Class	NmNetworkHandle			
Package	M2::AUTOSARTemplates::AdaptivePlatform::PlatformModuleDeployment::AdaptiveModule Implementation			
Note	Group of partialNetworks and/or VLANs that can be controlled collectively. Tags: atp.Status=draft			
Base	<i>ARObject, Referrable</i>			
Attribute	Type	Mul.	Kind	Note
partialNetwork	PncMappingIdent	*	ref	Reference to a Partial Network that is included in the Nm NetworkHandle. Tags: atp.Status=draft
vlan	EthernetCommunication Connector	*	ref	Reference to a VLAN that is included in the NmNetwork Handle. Tags: atp.Status=draft

Table 8.62: NmNetworkHandle

[TPS_MANI_03226]{DRAFT} Collection of partialNetworks and vlans in NmNetworkHandle [The [NmNetworkHandle](#) element is used to describe a collection of [partialNetworks](#) and [vlans](#) that can be controlled collectively by the State Management.]([RS_MANI_00023](#))

[TPS_MANI_03167]{DRAFT} Network configuration for Nm [The UDP multi-cast connection over which Network Management messages are transported is configured with the [EthernetNetworkConfiguration](#) that is aggregated by the [NmInstantiation](#) in the role [networkConfiguration](#). The attribute [udpPort](#) is used to configure the port number. The IP Address is configured either by [ipv4MulticastIpAddress](#) or [ipv6MulticastIpAddress](#).]([RS_MANI_00023](#))

[constr_3414]{DRAFT} Allowed usage of EthernetNetworkConfiguration attributes [[Table 8.63](#) shows [EthernetNetworkConfiguration](#) attributes that are allowed to be used to configure the network communication in the different platform modules.]()

EthernetNetworkConfiguration attributes	Element		
	Usage in NmInstantiation	Usage in DoIpInstantiation	Usage in LogAndTraceInstantiation
tcpPort	N/A	Optional	Optional
udpPort	Mandatory	Optional	Optional
ipv4MulticastIpAddress	Optional	N/A	N/A
ipv6MulticastIpAddress	Optional	N/A	N/A
communicationConnector	Mandatory	Mandatory	Mandatory
udpNmCluster	Mandatory	N/A	N/A

Table 8.63: Allowed usage of EthernetNetworkConfiguration attributes

[constr_3419]{DRAFT} Allowed usage of EthernetNetworkConfiguration attributes [The EthernetNetworkConfiguration that is aggregated by NmInstantiation in the role networkConfiguration shall have either

- ipv4MulticastIpAddress or
- ipv6MulticastIpAddress.

]()

The UdpNmCluster with all included UdpNmNodes is described in the System design model. With the reference NmInstantiation.udpNmCluster the relation to the System design model is established.

Typically the System design model is provided by an OEM that defines the network configuration and provides all configuration settings that are relevant for a network management cluster to an integrator. The NM configuration options that will typically be set by an Integrator are collected in the NmInstantiation element. The Machine Manifest delivery to configure UdpNm consists of both, the NmInstantiation settings together with the referenced UdpNmCluster and UdpNmNode settings.

The NmConfig element is a wrapper that contains all network management specific configuration settings in the System model.

AUTOSAR Adaptive Network Management is based on periodic NM messages, which are received by all UdpNmNodes in the UdpNmCluster via multicast. Reception of NM packets indicates that sending UdpNmNodes want to keep the UdpNmCluster awake. If any node is ready to go to sleep mode, it stops sending NM messages, but as long as NM packets from other UdpNmNodes are received, it postpones transition to sleep mode.

Class	NmConfig			
Package	M2::AUTOSARTemplates::SystemTemplate::NetworkManagement			
Note	Contains the all configuration elements for AUTOSAR Nm. Tags: atp.ManifestKind=MachineManifest atp.recommendedPackage=NmConfigs			
Base	ARObject, CollectableElement, FibexElement, Identifiable, MultilanguageReferrable, PackageableElement, Referrable			
Attribute	Type	Mul.	Kind	Note
nmCluster	NmCluster	1..*	aggr	Collection of NM Clusters atpVariation: Derived, because cluster can be variable. Stereotypes: atpVariation Tags: vh.latestBindingTime=postBuild

Table 8.64: NmConfig

Class	NmCluster (abstract)			
Package	M2::AUTOSARTemplates::SystemTemplate::NetworkManagement			
Note	Set of NM nodes coordinated with use of the NM algorithm. Tags: atp.ManifestKind=MachineManifest			
Base	ARObject, Identifiable, MultilanguageReferrable, Referrable			
Subclasses	CanNmCluster, FlexrayNmCluster, J1939NmCluster, LinNmCluster, UdpNmCluster			
Attribute	Type	Mul.	Kind	Note
communicationCluster	CommunicationCluster	1	ref	Association to a CommunicationCluster in the topology description.
nmNode	NmNode	*	aggr	Collection of NmNodes of the NmCluster. atpVariation: Derived, because NmNode can be variable. Stereotypes: atpVariation Tags: vh.latestBindingTime=postBuild
nmPncParticipation	Boolean	0..1	attr	Defines whether this NmCluster contributes to the partial network mechanism.

Table 8.65: NmCluster

Class	UdpNmCluster			
Package	M2::AUTOSARTemplates::SystemTemplate::NetworkManagement			
Note	Udp specific NmCluster attributes Tags: atp.ManifestKind=MachineManifest			
Base	ARObject, Identifiable, MultilanguageReferrable, NmCluster, Referrable			
Attribute	Type	Mul.	Kind	Note
nmCbvPosition	Integer	0..1	attr	Defines the position of the control bit vector within the Nm Pdu (Byte position).
nmMsgCycleTime	TimeValue	1	attr	Period of a NmPdu in seconds. It determines the periodic rate in the periodic transmission mode with bus load reduction and is the basis for transmit scheduling in the periodic transmission mode without bus load reduction.





Class	UdpNmCluster			
nmNetworkTimeout	TimeValue	1	attr	Network Timeout for NmPdus in seconds. It denotes the time how long the UdpNm shall stay in the Network Mode before transition into Prepare Bus-Sleep Mode shall take place.
nmNidPosition	Integer	0..1	attr	Defines the byte position of the source node identifier within the NmPdu.
nmRepeatMessageTime	TimeValue	1	attr	Timeout for Repeat Message State in seconds. Defines the time how long the NM shall stay in the Repeat Message State.
nmUserDataLength	Integer	0..1	attr	Defines the length in bytes of the user data contained in the Nm message. User data excludes the PN information.
nmUserDataOffset	PositiveInteger	0..1	attr	Specifies the offset (in bytes) of the user data information in the Nm message. User data excludes the PN information. Tags: atp.Status=draft
nmWaitBusSleepTime	TimeValue	1	attr	Timeout for bus calm down phase in seconds. It denotes the time how long the CanNm shall stay in the Prepare Bus-Sleep Mode before transition into Bus-Sleep Mode shall take place.

Table 8.66: UdpNmCluster

Class	NmNode (abstract)			
Package	M2::AUTOSARTemplates::SystemTemplate::NetworkManagement			
Note	The linking of NmEcus to NmClusters is realized via the NmNodes. Tags: atp.ManifestKind=MachineManifest			
Base	ARObject, Identifiable , MultilanguageReferrable , Referrable			
Subclasses	CanNmNode, FlexrayNmNode, J1939NmNode, UdpNmNode			
Attribute	Type	Mul.	Kind	Note
machine	MachineDesign	0..1	ref	Reference to the machine that contains the NmNode. Tags: atp.Status=draft

Table 8.67: NmNode

Class	UdpNmNode			
Package	M2::AUTOSARTemplates::SystemTemplate::NetworkManagement			
Note	Udp specific NM Node attributes. Tags: atp.ManifestKind=MachineManifest			
Base	ARObject, Identifiable , MultilanguageReferrable , NmNode , Referrable			
Attribute	Type	Mul.	Kind	Note
communicationConnector	EthernetCommunicationConnector	0..1	ref	Reference to the CommunicationConnector that represents the UdpNmNode in the topology description. Tags: atp.Status=draft
nmMsgCycleOffset	TimeValue	1	attr	Node specific time offset in the periodic transmission node. It determines the start delay of the transmission. Specified in seconds.

Table 8.68: UdpNmNode

8.8 Update and Configuration Management

[TPS_MANI_01226]{DRAFT} **Machine-specific configuration settings for the UCM module** [The Machine-specific configuration settings for Ucm are collected in meta-class `UcmModuleInstantiation`.] ([RS_MANI_00023](#))

Class	UcmModuleInstantiation			
Package	M2::AUTOSARTemplates::AdaptivePlatform::PlatformModuleDeployment::Ucm			
Note	This meta-class represents the ability to define a definition of a UCM instantiation. Tags: atp.Status=draft			
Base	<i>ARObject</i> , <i>AdaptiveModuleInstantiation</i> , <i>Identifiable</i> , <i>MultilanguageReferrable</i> , <i>NonOsModuleInstantiation</i> , <i>Referrable</i>			
Attribute	Type	Mul.	Kind	Note
identifier	PositiveInteger	1	attr	This represents the identification of a UCM.

Table 8.69: UcmModuleInstantiation

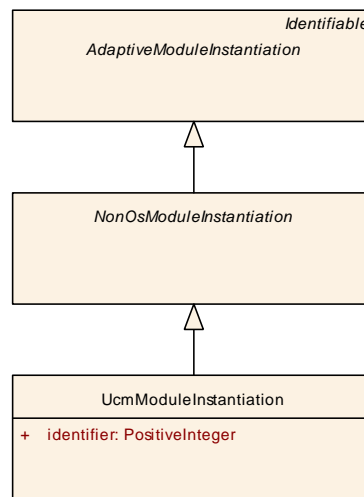


Figure 8.22: Modeling of UcmModuleInstantiation

[TPS_MANI_01227]{DRAFT} **Semantics of attribute UcmModuleInstantiation.identifier** [Attribute `UcmModuleInstantiation.identifier` shall be used to identify a specific Ucm on a specific *Machine* during a service discovery run by a master UCM or VUM.] ([RS_MANI_00023](#))

The usage of attribute `UcmModuleInstantiation.identifier` is documented in Figure 8.23. The master UCM or VUM acts as a client in a service discovery that is configured to search for *any* server.

The individual UCMs offer their service and then the master UCM as the client calls a specific *method* in the server's *ServiceInterface* to reveal the *identifier* of each server.

In the case of this example there are three slave UCMs with *identifier* set to 1, 2, and 3. The master UCM instantiates a proxy for each of the slave UCMs such that the value of the respective *identifier* can be retrieved from the proxy in order to be able to communicate with a specific slave UCM.

The master UCM or VUM can then instantiate proxies for each service offer and programmatically access the respective server going forward.

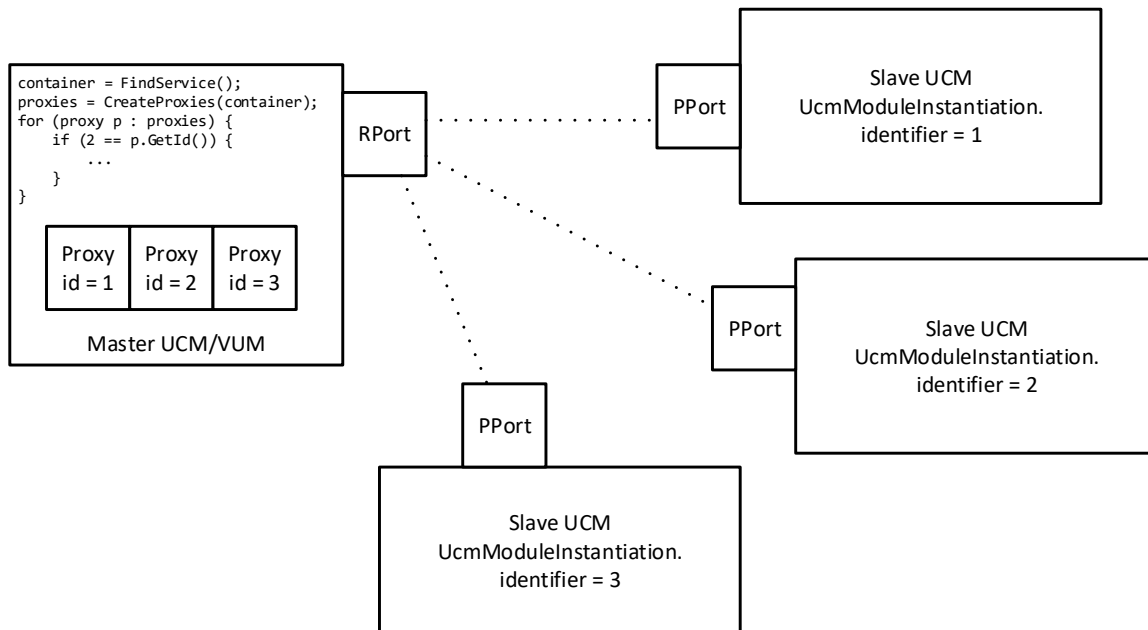


Figure 8.23: Identification of slave UCM modules by the master UCM

[constr_1691]{DRAFT} `UcmModuleInstantiation.identifier` shall be unique
 [The value of attribute `UcmModuleInstantiation.identifier` shall be unique for each `Machine` in a given vehicle.]()

8.9 IAM configuration

The definition of the deployment for the *Identity and Access Manager* represents the creation of actual grants, as opposed to the definition of grants on design level.

One important aspect of the modeling on deployment level is that it is not intended to include a large portion of the design model. The goal is to keep the deployment part as self-contained as possible.

While this approach represents a significant benefit for the size of deployment models it also creates some sort of a disconnect between design and deployment. In other words, the connection of the modeling of a specific `Grant` to the respective capabilities in the design model is not immediately obvious.

To mitigate this issue, AUTOSAR introduced the `GrantDesign` that in turn allows for the identification of the corresponding capability modeling. When loading the design model and deployment model together into a suitable tool it would still be possible to run an analysis in terms of completeness of the overall IAM configuration.

The enforcement of access restrictions is not mandatory for a *Machine*. Therefore, the existence of a *Grant* by itself is not sufficient to activate the IAM mechanisms.

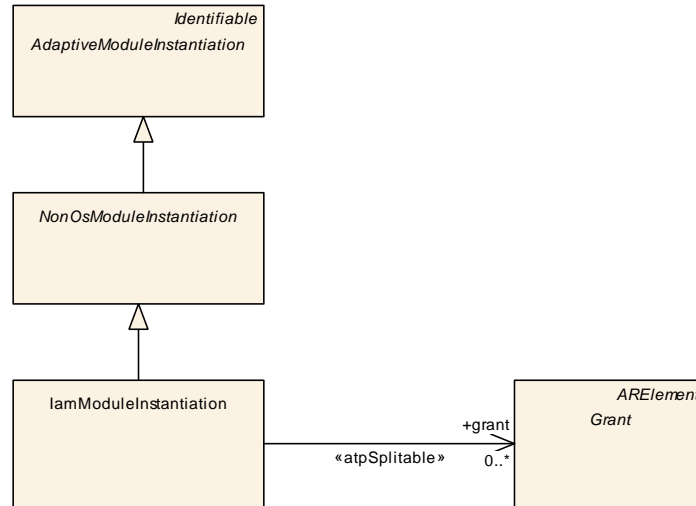


Figure 8.24: Modeling of the *IamModuleInstantiation*

[constr_1695]{DRAFT} Semantics of a *Grant* depends on the existence of *IamModuleInstantiation* [The existence of *Grants* shall only be enforced if in the context of the enclosing *Machine* an *IamModuleInstantiation* has been defined and is referencing the *Grant*.]()

[TPS_MANI_01237]{DRAFT} Semantics of meta-class *ComFieldGrant* [Meta-class *ComFieldGrant* shall be used to award access to a given *field* (identified by means of the reference to meta-class *ServiceFieldDeployment* in the role *serviceDeployment*) in the context of a given *AdaptivePlatformServiceInstance* referenced in the role *serviceInstance*.](*RS_MANI_00060*)

In other words, if a given *AdaptivePlatformServiceInstance* and the respective *ServiceFieldDeployment* are not referenced from a *ComFieldGrant* and an *IamModuleInstantiation* exists then this specific communication shall be suppressed.

Class	ComFieldGrant			
Package	M2::AUTOSARTemplates::AdaptivePlatform::PlatformModuleDeployment::IdentityAccessManagement			
Note	This meta-class represents the ability to grant access to a <i>ServiceInterface.field</i> . Tags: atp.Status=draft atp.recommendedPackage=Grants			
Base	<i>ARElement</i> , <i>ARObject</i> , <i>CollectableElement</i> , <i>Grant</i> , <i>Identifiable</i> , <i>MultilanguageReferrable</i> , <i>PackageableElement</i> , <i>Referrable</i>			
Attribute	Type	Mul.	Kind	Note





Class	ComFieldGrant			
design	ComFieldGrantDesign	0..1	ref	This reference identifies the ComFieldGrantDesign that the enclosing ComFieldGrant was created from. Stereotypes: atpUriDef Tags: atp.Status=draft
role	FieldAccessEnum	1	attr	This attribute provides the ability to further specify the access to the ServiceInterface.field.
service Deployment	ServiceField Deployment	1	ref	This reference identifies the applicable deployment within the context of an AdaptivePlatformServiceInstance for which the grant applies. Tags: atp.Status=draft
serviceInstance	AdaptivePlatform ServiceInstance	1	ref	This reference identifies the applicable AdaptivePlatform ServiceInstance for which the grant applies. Tags: atp.Status=draft

Table 8.70: ComFieldGrant

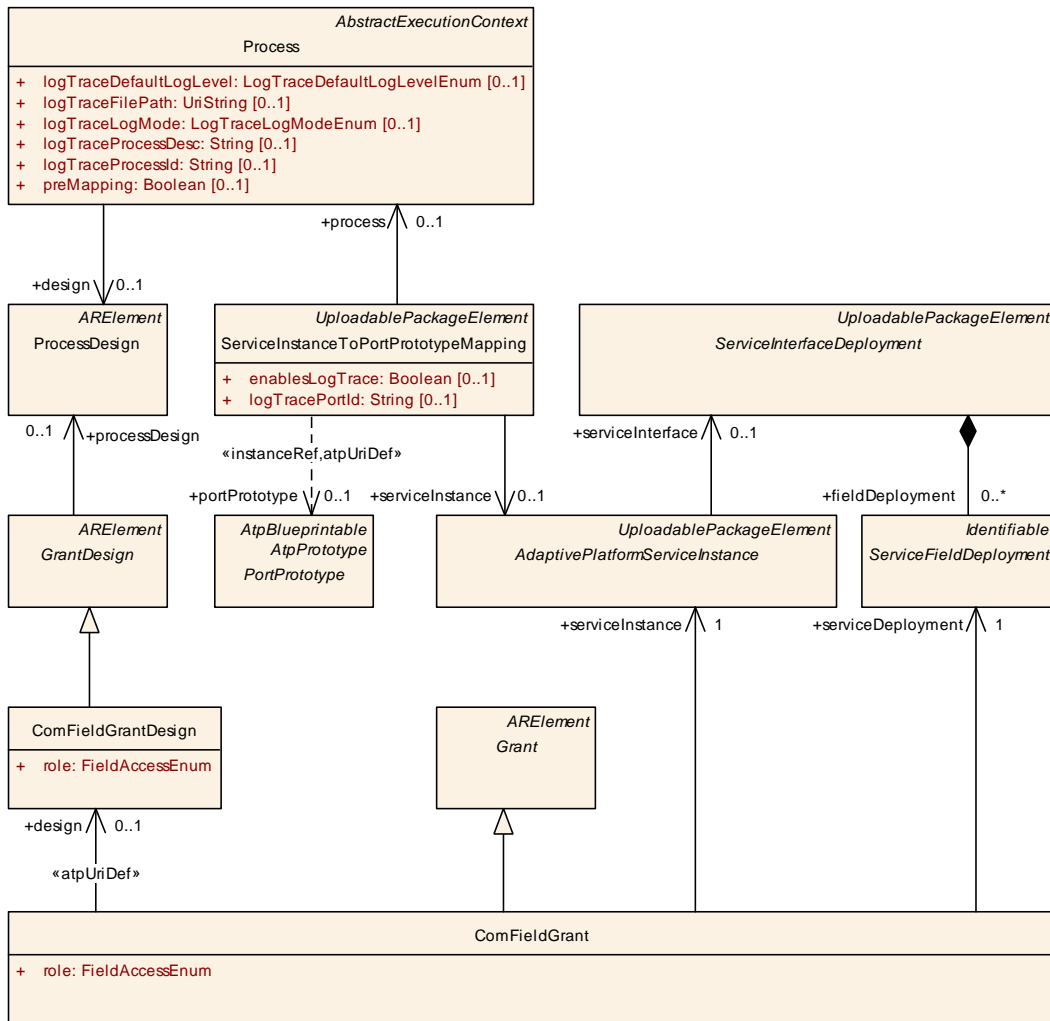


Figure 8.25: Modeling of the ComFieldGrant

[TPS_MANI_01238]{DRAFT} **Semantics of meta-class ComMethodGrant** [Meta-class ComMethodGrant shall be used to clear the call of a given method (identified

by means of the reference to meta-class `ServiceMethodDeployment` in the role `serviceDeployment`) in the context of a given `AdaptivePlatformServiceInstance` referenced in the role `serviceInstance`. |(RS_MANI_00060)

In other words, if a given `AdaptivePlatformServiceInstance` and the respective `ServiceMethodDeployment` are not referenced from a `ComMethodGrant` and an `IamModuleInstantiation` exists **then this specific communication shall be suppressed.**

Class	ComMethodGrant			
Package	M2::AUTOSARTemplates::AdaptivePlatform::PlatformModuleDeployment::IdentityAccessManagement			
Note	This meta-class represents the ability to grant access to a <code>ServiceInterface.method</code> . Tags: atp.Status=draft atp.recommendedPackage=Grants			
Base	ARElement , ARObject , CollectableElement , Grant , Identifiable , MultilanguageReferrable , PackageableElement , Referrable			
Attribute	Type	Mul.	Kind	Note
design	ComMethodGrantDesign	0..1	ref	This reference identifies the <code>ComMethodGrantDesign</code> that the enclosing <code>ComMethodGrant</code> was created from. Stereotypes: atpUriDef Tags: atp.Status=draft
serviceDeployment	ServiceMethodDeployment	1	ref	This reference identifies the applicable deployment within the context of an <code>AdaptivePlatformServiceInstance</code> for which the grant applies. Tags: atp.Status=draft
serviceInstance	AdaptivePlatformServiceInstance	1	ref	This reference identifies the applicable <code>AdaptivePlatformServiceInstance</code> for which the grant applies. Tags: atp.Status=draft

Table 8.71: ComMethodGrant

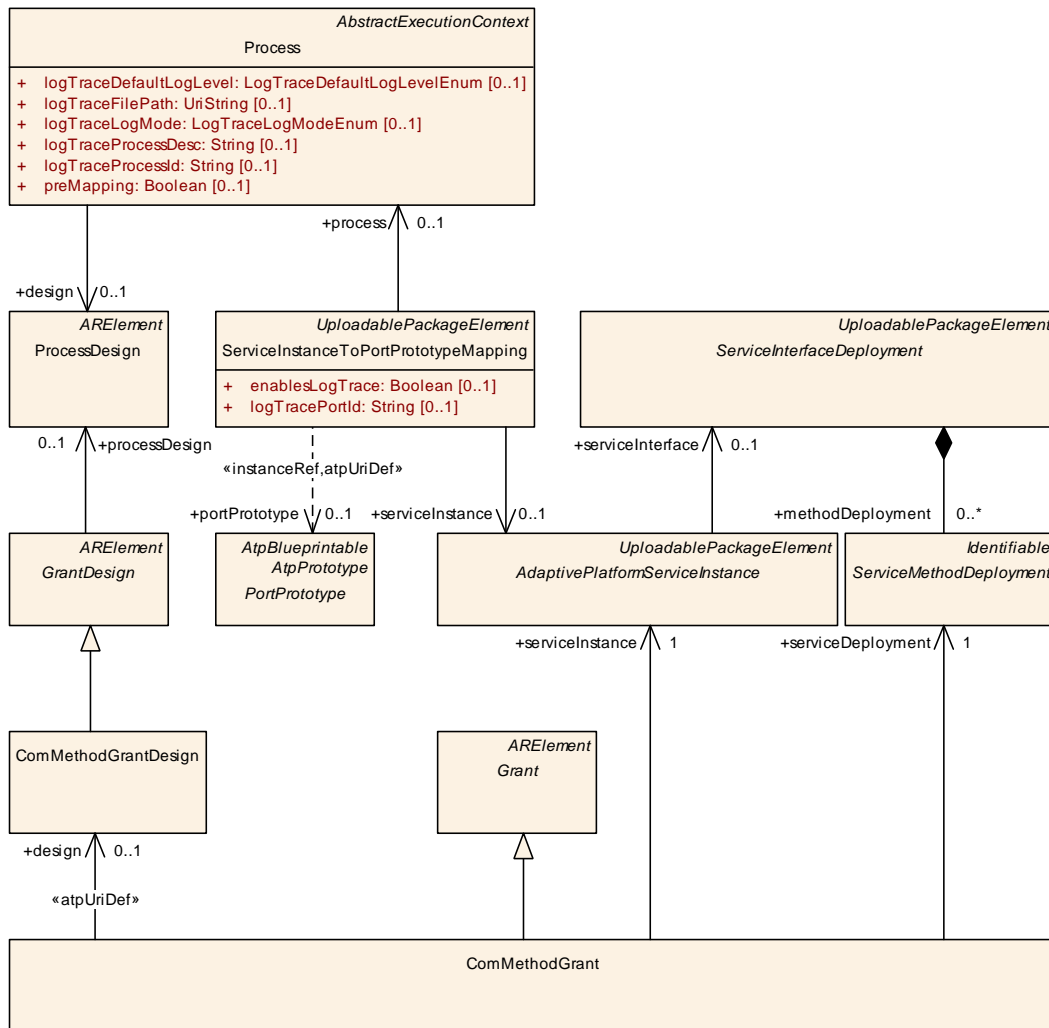


Figure 8.26: Modeling of the **ComFieldGrant**

[TPS_MANI_01239]{DRAFT} **Semantics of meta-class **ComEventGrant**** [Meta-class **ComEventGrant** shall be used to award access to a given **event** (identified by means of the reference to meta-class **ServiceEventDeployment** in the role **serviceDeployment**) in the context of a given **AdaptivePlatformServiceInstance** referenced in the role **serviceInstance**.](**RS_MANI_00060**)

In other words, if a given **AdaptivePlatformServiceInstance** and the respective **ServiceMethodDeployment** are not referenced from a **ComEventGrant** and an **IamModuleInstantiation** exists then this specific communication shall be **suppressed**.

Class	ComEventGrant			
Package	M2::AUTOSARTemplates::AdaptivePlatform::PlatformModuleDeployment::IdentityAccessManagement			
Note	This meta-class represents the ability to grant access to a ServiceInterface.event. Tags: atp.Status=draft atp.recommendedPackage=Grants			
Base	ARElement , ARObject , CollectableElement , Grant , Identifiable , MultilanguageReferrable , PackageableElement , Referrable			
Attribute	Type	Mul.	Kind	Note
design	ComEventGrantDesign	0..1	ref	This reference identifies the ComEventGrantDesign that the enclosing ComEventGrant was created from. Stereotypes: atp.UriDef Tags: atp.Status=draft
service Deployment	ServiceEvent Deployment	1	ref	This reference identifies the applicable deployment within the context of an AdaptivePlatformServiceInstance for which the grant applies. Tags: atp.Status=draft
serviceInstance	AdaptivePlatform ServiceInstance	1	ref	This reference identifies the applicable AdaptivePlatform ServiceInstance for which the grant applies. Tags: atp.Status=draft

Table 8.72: ComEventGrant

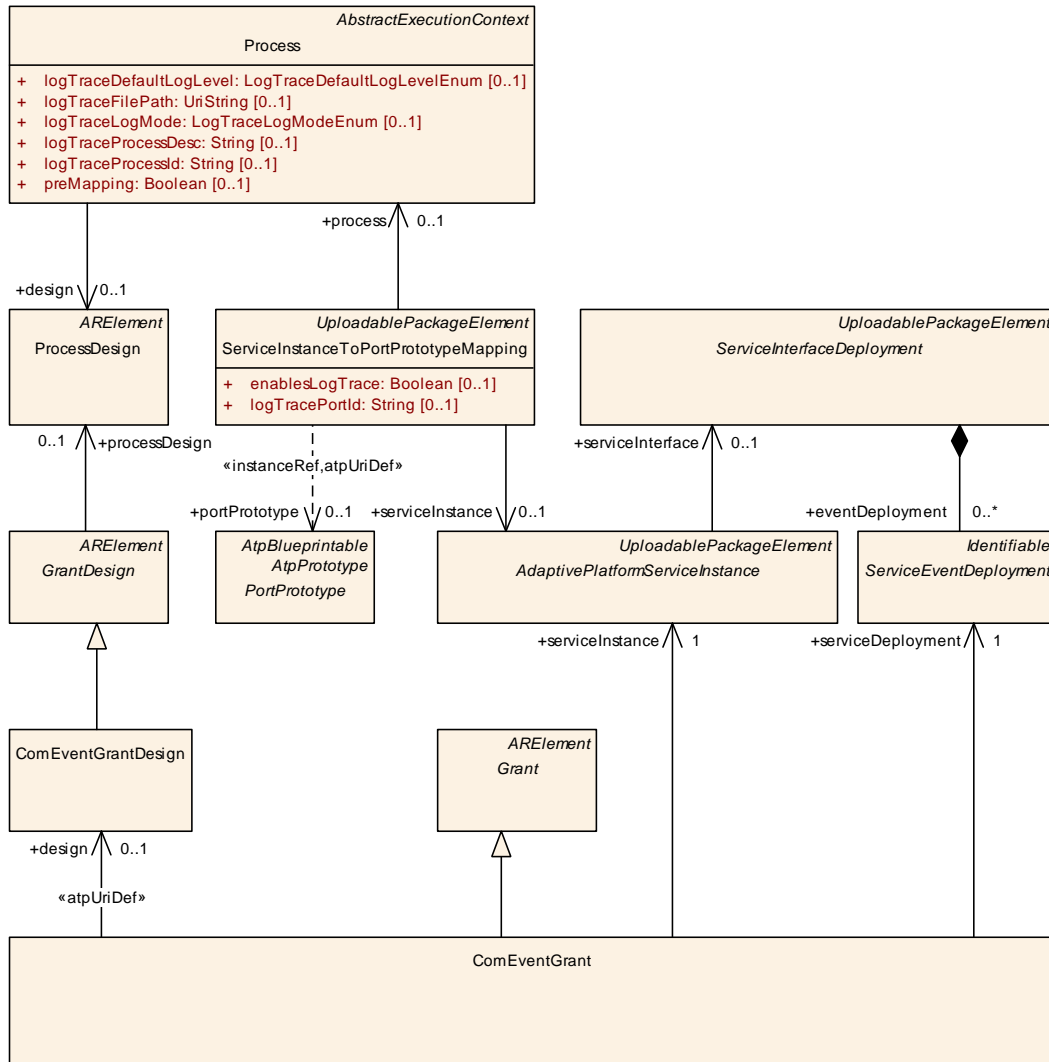


Figure 8.27: Modeling of the **ComFieldGrant**

The enforcement of service discovery rights is modeled by means of meta-classes **ComOfferServiceGrant** and **ComFindServiceGrant**.

[TPS_MANI_01240]{DRAFT} Semantics of meta-class **ComOfferServiceGrant**

Meta-class **ComOfferServiceGrant** shall be used to award the right to offer the referenced **AdaptivePlatformServiceInstance**. *(RS_MANI_00060)*

Class	ComOfferServiceGrant
Package	M2::AUTOSARTemplates::AdaptivePlatform::PlatformModuleDeployment::IdentityAccessManagement
Note	This meta-class represents the ability to grant the offering of a service. Tags: atp.Status=draft atp.recommendedPackage=Grants
Base	<i>ARElement, ARObject, CollectableElement, Grant, Identifiable, MultilanguageReferrable, PackageableElement, Referrable</i>





Class		ComOfferServiceGrant		
Attribute	Type	Mul.	Kind	Note
design	ComOfferServiceGrant Design	0..1	ref	This reference identifies the ComOfferServiceGrant Design that the enclosing ComOfferServiceGrant was created from. Stereotypes: atpUriDef Tags: atp.Status=draft
serviceInstance	AdaptivePlatform ServiceInstance	1	ref	This reference identifies the AdaptivePlatformService Instances for which the grant applies. Tags: atp.Status=draft

Table 8.73: ComOfferServiceGrant

[TPS_MANI_01241]{DRAFT} **Semantics of meta-class [ComFindServiceGrant](#)** [Meta-class [ComFindServiceGrant](#) shall be used to award the right to start a find of the referenced [AdaptivePlatformServiceInstance](#).] ([RS_MANI_00060](#))

Class		ComFindServiceGrant		
Package	M2::AUTOSARTemplates::AdaptivePlatform::PlatformModuleDeployment::IdentityAccessManagement			
Note	This meta-class represents the ability to grant the finding a service. Tags: atp.Status=draft atp.recommendedPackage=Grants			
Base	ARElement , ARObject , CollectableElement , Grant , Identifiable , MultilanguageReferrable , PackageableElement , Referrable			
Attribute	Type	Mul.	Kind	Note
design	ComFindServiceGrant Design	0..1	ref	This reference identifies the ComFindServiceGrantDesign that the enclosing ComFindServiceGrant was created from. Stereotypes: atpUriDef Tags: atp.Status=draft
serviceInstance	AdaptivePlatform ServiceInstance	0..1	ref	This reference identifies the AdaptivePlatformService Instances for which the grant applies. Tags: atp.Status=draft

Table 8.74: ComFindServiceGrant

9 Service Instance Manifest

9.1 Service Interface Deployment

The different meta-class specializations of `ServiceInterfaceDeployment` define a binding of a `ServiceInterface` to a middleware transport layer.

This chapter describes the usage of the `ServiceInterfaceDeployment` in different bindings that are supported by AUTOSAR.

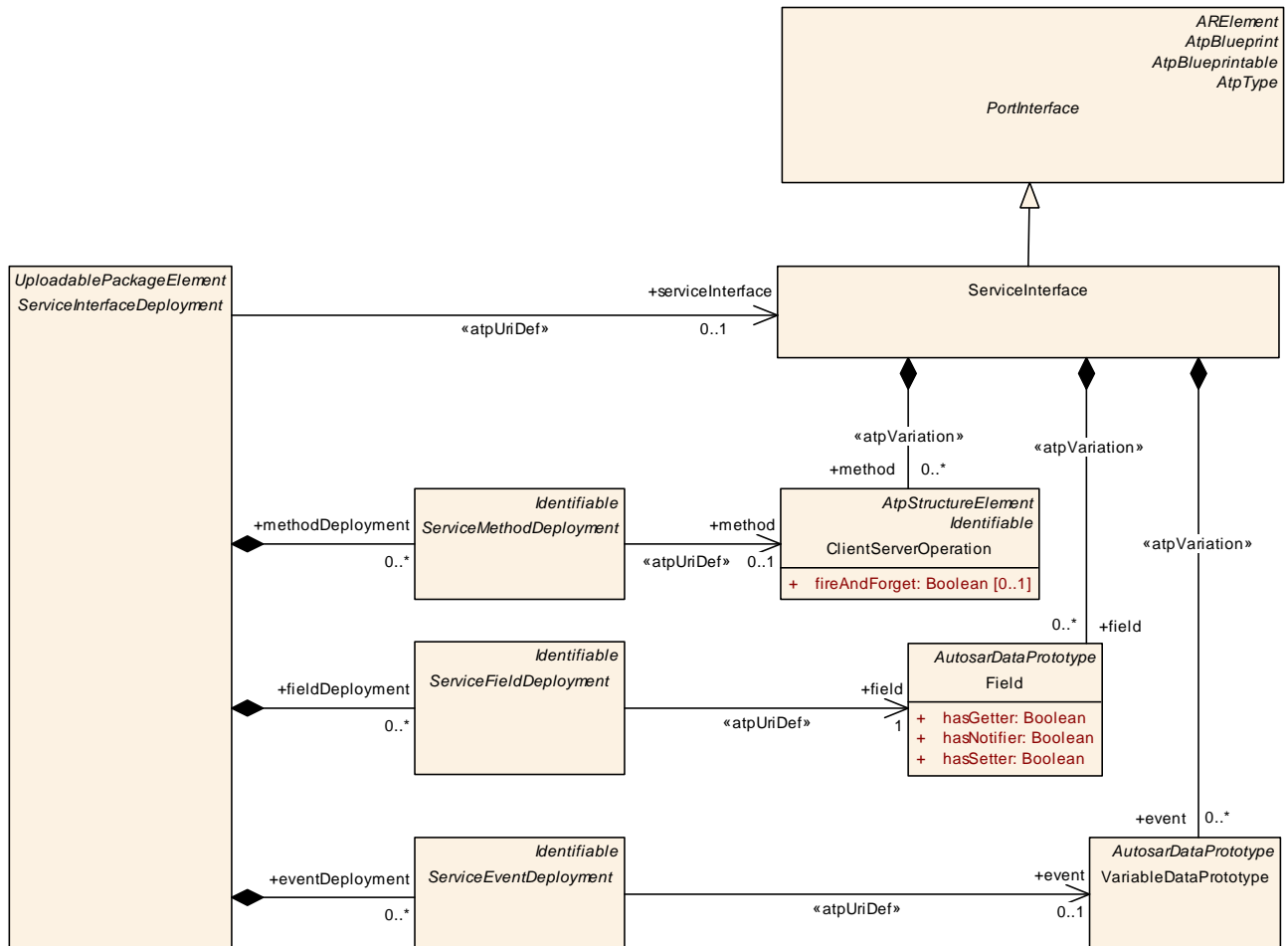


Figure 9.1: Deployment-related modeling of ServiceInterface

[TPS_MANI_03036]{DRAFT} **ServiceInterface** deployment to a middleware transport layer [The `ServiceInterfaceDeployment` meta-class provides the ability to map a `ServiceInterface` to a middleware transport layer that is represented by a concrete class that is derived from the abstract `ServiceInterfaceDeployment` meta-class.] (RS_MANI_00008)

Class	<i>ServiceInterfaceDeployment</i> (abstract)			
Package	M2::AUTOSARTemplates::AdaptivePlatform::ServiceInstanceManifest::ServiceInterfaceDeployment			
Note	Middleware transport layer specific configuration settings for the ServiceInterface and all contained ServiceInterface elements. Tags: atp.ManifestKind=ServiceInstanceManifest atp.Status=draft			
Base	ARElement , ARObject , CollectableElement , Identifiable , MultilanguageReferrable , PackageableElement , Referrable , UploadablePackageElement			
Subclasses	DdsServiceInterfaceDeployment , SignalBasedServiceInterfaceDeployment , SomeipServiceInterfaceDeployment , UserDefinedServiceInterfaceDeployment			
Attribute	Type	Mul.	Kind	Note
event Deployment	ServiceEventDeployment	*	aggr	Middleware transport layer specific configuration settings for an Event that is defined in the ServiceInterface. Tags: atp.Status=draft
fieldDeployment	ServiceFieldDeployment	*	aggr	Middleware transport layer specific configuration settings for a Field that is defined in the ServiceInterface. Tags: atp.Status=draft
method Deployment	ServiceMethodDeployment	*	aggr	Middleware transport layer specific configuration settings for a method that is defined in the ServiceInterface. Tags: atp.Status=draft
serviceInterface	ServiceInterface	0..1	ref	Reference to a ServiceInterface that is deployed to a middleware transport layer. Stereotypes: atpUriDef Tags: atp.Status=draft

Table 9.1: ServiceInterfaceDeployment

[TPS_MANI_03037]{DRAFT} **Purpose of [ServiceMethodDeployment](#)** [The [ServiceMethodDeployment](#) meta-class provides the ability to define middleware transport layer specific configuration settings relevant for a [method](#) that is defined in the context of a [ServiceInterface](#).]([RS_MANI_00008](#))

[constr_3300]{DRAFT} **Allowed [ServiceMethodDeployment.method](#) references** [The [ClientServerOperation](#) that is referenced by [ServiceMethodDeployment](#) in the role [method](#) shall be defined in the context of a [ServiceInterface](#) that is referenced by the [ServiceInterfaceDeployment](#) in the role [serviceInterface](#) that contains the [ServiceMethodDeployment](#).]()

[TPS_MANI_03038]{DRAFT} **Purpose of [ServiceEventDeployment](#)** [The [ServiceEventDeployment](#) meta-class provides the ability to define middleware transport layer specific configuration settings relevant for an [event](#) that is defined in the context of a [ServiceInterface](#).]([RS_MANI_00008](#))

[constr_3301]{DRAFT} **Allowed [ServiceEventDeployment.event](#) references** [The [VariableDataPrototype](#) that is referenced by [ServiceEventDeployment](#) in the role [event](#) shall be defined in the context of a [ServiceInterface](#) that is referenced by the [ServiceInterfaceDeployment](#) in the role [serviceInterface](#) that contains the [ServiceEventDeployment](#).]()

[TPS_MANI_03039]{DRAFT} **Purpose of `ServiceFieldDeployment`** [The `ServiceFieldDeployment` meta-class provides the ability to define middleware transport layer specific configuration settings relevant for a `field` that is defined in the context of a `ServiceInterface`.](*RS_MANI_00008*)

[constr_3302]{DRAFT} **Allowed `ServiceFieldDeployment.field` references** [The `Field` that is referenced by `ServiceFieldDeployment` in the role `field` shall be defined in the context of a `ServiceInterface` that is referenced by the `ServiceInterfaceDeployment` in the role `serviceInterface` that contains the `ServiceFieldDeployment`.]()

Class	<code>ServiceMethodDeployment</code> (abstract)			
Package	M2::AUTOSARTemplates::AdaptivePlatform::ServiceInstanceManifest::ServiceInterfaceDeployment			
Note	This abstract meta-class represents the ability to specify a deployment of a Method to a middleware transport layer. Tags: atp.ManifestKind=ServiceInstanceManifest atp.Status=draft			
Base	<i>ARObject</i> , <i>Identifiable</i> , <i>MultilanguageReferrable</i> , <i>Referrable</i>			
Subclasses	<i>DdsMethodDeployment</i> , <i>SomeipMethodDeployment</i> , <i>UserDefinedMethodDeployment</i>			
Attribute	Type	Mul.	Kind	Note
method	ClientServerOperation	0..1	ref	Reference to a method that is deployed to a middleware transport layer. Stereotypes: atpUriDef Tags: atp.Status=draft

Table 9.2: ServiceMethodDeployment

Class	<code>ServiceEventDeployment</code> (abstract)			
Package	M2::AUTOSARTemplates::AdaptivePlatform::ServiceInstanceManifest::ServiceInterfaceDeployment			
Note	This abstract meta-class represents the ability to specify a deployment of an Event to a middleware transport layer. Tags: atp.ManifestKind=ServiceInstanceManifest atp.Status=draft			
Base	<i>ARObject</i> , <i>Identifiable</i> , <i>MultilanguageReferrable</i> , <i>Referrable</i>			
Subclasses	<i>DdsEventDeployment</i> , <i>SomeipEventDeployment</i> , <i>UserDefinedEventDeployment</i>			
Attribute	Type	Mul.	Kind	Note
event	VariableDataPrototype	0..1	ref	Reference to an Event that is deployed to a middleware transport layer. Stereotypes: atpUriDef Tags: atp.Status=draft

Table 9.3: ServiceEventDeployment

Class	<code>ServiceFieldDeployment</code> (abstract)			
Package	M2::AUTOSARTemplates::AdaptivePlatform::ServiceInstanceManifest::ServiceInterfaceDeployment			





Class	ServiceFieldDeployment (abstract)			
Note	This abstract meta-class represents the ability to specify a deployment of a Field to a middleware transport layer. Tags: atp.ManifestKind=ServiceInstanceManifest atp.Status=draft			
Base	<i>ARObject</i> , <i>Identifiable</i> , <i>MultilanguageReferrable</i> , <i>Referrable</i>			
Subclasses	<i>DdsFieldDeployment</i> , <i>SomeipFieldDeployment</i> , <i>UserDefinedFieldDeployment</i>			
Attribute	Type	Mul.	Kind	Note
field	Field	1	ref	Reference to a Field that is deployed to a middleware transport layer. Stereotypes: atpUriDef Tags: atp.Status=draft

Table 9.4: ServiceFieldDeployment

9.1.1 SOME/IP Service Interface Deployment

This chapter describes the SOME/IP deployment of a [ServiceInterface](#).

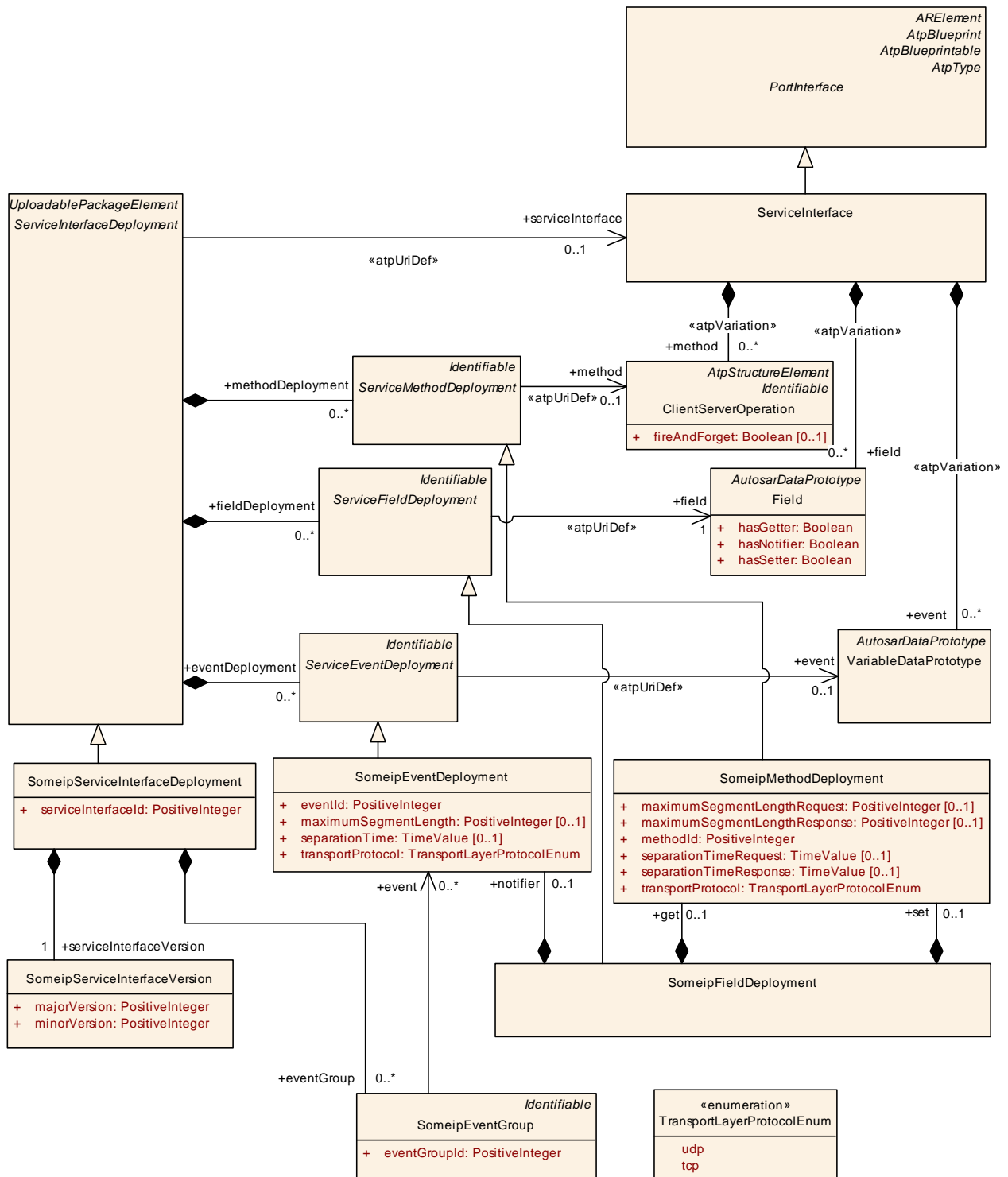


Figure 9.2: SOME/IP deployment of ServiceInterface

[TPS_MANI_03040]{DRAFT} **SOME/IP ServiceInterface binding** [The `SomeipServiceInterfaceDeployment` meta-class provides the ability to bind a `ServiceInterface` to SOME/IP and to assign a SOME/IP Service identifier to the `ServiceInterface` with the `serviceInterfaceId` attribute.] ([RS_MANI_00024](#))

The idea behind the [SomeipServiceInterfaceDeployment](#) is the definition of a common configuration set that is shared between the server that provides the [ServiceInterface](#) and all clients that are consuming the [ServiceInterface](#). So it contains all relevant SOME/IP settings used for identification of the [ServiceInterface](#) and its content in messages on the network.

[constr_3410]{DRAFT} Value range of [SomeipServiceInterfaceDeployment.serviceInterfaceId](#) [The value of [serviceInterfaceId](#) shall be in the range of 0..65535.]()

Please note that the SOME/IP MessageId that is 32 Bit long contains a 16 Bit [serviceInterfaceId](#), a single bit that defines whether the message transports a method or an event and a 15 Bit [eventId](#) or [methodId](#).

Please also consider [PRS_SOMEIPSD_00515] in [22] that defines special and reserved [serviceInterfaceIds](#) for SOME/IP and SOME/IP-SD.

[TPS_MANI_03041]{DRAFT} Definition of SOME/IP EventGroups [The [SomeipServiceInterfaceDeployment.eventGroup](#) allows to define SOME/IP *EventGroups* that are included in the SOME/IP Service and provide a logical grouping of events and notification events used for publish/subscribe handling.] ([RS_MANI_00024](#))

[constr_3304]{DRAFT} Value of attribute [SomeipEventGroup.eventGroupId](#) shall be unique [The value of attribute [eventId](#) shall be unique in the context of the enclosing [SomeipServiceInterfaceDeployment](#).]()

[TPS_MANI_03042]{DRAFT} Definition of SOME/IP Service Version [The [SomeipServiceInterfaceDeployment.serviceInterfaceVersion](#) allows to define a major and a minor version for the SOME/IP Service.]([RS_MANI_00024](#))

Class	SomeipServiceInterfaceDeployment			
Package	M2::AUTOSARTemplates::AdaptivePlatform::ServiceInstanceManifest::ServiceInterfaceDeployment			
Note	SOME/IP configuration settings for a ServiceInterface. Tags: atp.ManifestKind=ServiceInstanceManifest atp.Status=draft atp.recommendedPackage=ServiceInterfaceDeployments			
Base	ARElement , ARObject , CollectableElement , Identifiable , MultilanguageReferrable , PackageableElement , Referrable , ServiceInterfaceDeployment , UploadablePackageElement			
Attribute	Type	Mul.	Kind	Note
eventGroup	SomeipEventGroup	*	aggr	SOME/IP EventGroups that are defined within the SOME/IP ServiceClass. Tags: atp.Status=draft
serviceInterfaceId	PositiveInteger	1	attr	Unique Identifier that identifies the ServiceInterface in SOME/IP. This Identifier is sent as Service ID in SOME/IP Service Discovery messages.





Class	SomeipServiceInterfaceDeployment			
serviceInterfaceVersion	SomeipServiceInterfaceVersion	1	aggr	The SOME/IP major and minor Version of the Service. Tags: atp.Status=draft

Table 9.5: SomeipServiceInterfaceDeployment

Class	SomeipServiceInterfaceVersion			
Package	M2::AUTOSARTemplates::AdaptivePlatform::ServiceInstanceManifest::ServiceInstanceDeployment			
Note	This meta-class represents the ability to describe a version of a SOME/IP ServiceInterface. Tags: atp.ManifestKind=ServiceInstanceManifest atp.Status=draft			
Base	<i>ARObject</i>			
Attribute	Type	Mul.	Kind	Note
majorVersion	PositiveInteger	1	attr	Major Version of the ServiceInterface.
minorVersion	PositiveInteger	1	attr	Minor Version of the ServiceInterface.

Table 9.6: SomeipServiceInterfaceVersion

Class	SomeipEventGroup			
Package	M2::AUTOSARTemplates::AdaptivePlatform::ServiceInstanceManifest::ServiceInterfaceDeployment			
Note	Grouping of events and notification events inside a ServiceInterface in order to allow subscriptions. Tags: atp.ManifestKind=ServiceInstanceManifest atp.Status=draft			
Base	<i>ARObject, Identifiable, MultilanguageReferrable, Referrable</i>			
Attribute	Type	Mul.	Kind	Note
event	SomeipEventDeployment	*	ref	Reference to an event that is part of the EventGroup. Tags: atp.Status=draft
eventGroupId	PositiveInteger	1	attr	Unique Identifier that identifies the EventGroup in SOME/IP. This Identifier is sent as Eventgroup ID in SOME/IP Service Discovery messages.

Table 9.7: SomeipEventGroup

[TPS_MANI_03043]{DRAFT} SOME/IP [VariableDataPrototype](#) binding [The [SomeipEventDeployment](#) meta-class provides the ability to bind a [VariableDataPrototype](#) to SOME/IP and to assign a SOME/IP Event identifier to the `event` with the `eventId` attribute.]([RS_MANI_00024](#))

[constr_3305]{DRAFT} Value of attribute [SomeipEventDeployment.eventId](#) shall be unique [The value of `eventId` shall be unique in the in the context of the enclosing [SomeipServiceInterfaceDeployment](#) and shall also not overlap with any defined `methodId` used in the context of the enclosing [SomeipServiceInterfaceDeployment](#).]()

[constr_3408]{DRAFT} Value range of [SomeipEventDeployment.eventId](#) [The value of `eventId` shall be in the range of 0..32767.]()

Please note that [PRS_SOMEIPSD_00517] in [22] defines special and reserved EVENT-IDs for SOME/IP and SOME/IP-SD that result in the `eventId` values of 0 and 32767.

[TPS_MANI_03050]{DRAFT} Usage of `SomeipEventDeployment.transportProtocol` [The value of `SomeipEventDeployment.transportProtocol` defines over which Transport Layer Protocol the `SomeipEventDeployment.event` is provided.]([RS_MANI_00024](#))

[constr_3307]{DRAFT} `SomeipEventDeployment.transportProtocol` setting to `udp` and the impact on `ProvidedSomeipServiceInstances` [If `SomeipEventDeployment.transportProtocol` is set to `udp` then each `ProvidedSomeipServiceInstance` that refers the `SomeipServiceInterfaceDeployment` in the role `serviceInterface` shall only be mapped to a `MachineDesign` with a `SomeipServiceInstanceToMachineMapping` with a configured `udpPort`.]()

[constr_3308]{DRAFT} `SomeipEventDeployment.transportProtocol` setting to `tcp` and the impact on `ProvidedSomeipServiceInstances` [If `SomeipEventDeployment.transportProtocol` is set to `tcp` then each `ProvidedSomeipServiceInstance` that refers the `SomeipServiceInterfaceDeployment` in the role `serviceInterface` shall only be mapped to a `MachineDesign` with a `SomeipServiceInstanceToMachineMapping` with a configured `tcpPort`.]()

[TPS_MANI_03067]{DRAFT} SOME/IP segmentation of `udp SomeipEventDeployments` [If the `maximumSegmentLength` is set to a value and the data length is larger than `maximumSegmentLength` then SOME/IP shall segment the `SomeipEventDeployment` into several packets and transmit them over the network.

The sender shall wait the `separationTime` between the transmissions of segments. On the reception side, SOME/IP re-assembles the received SOME/IP segments to the original `SomeipEventDeployment`.]([RS_MANI_00024](#))

[constr_3351]{DRAFT} SOME/IP segmentation allowed for `udp SomeipEventDeployments` [Attribute `SomeipEventDeployment.maximumSegmentLength` shall only be used if the value of attribute `SomeipEventDeployment.transportProtocol` is set to `udp`.]()

Class	SomeipEventDeployment			
Package	M2::AUTOSARTemplates::AdaptivePlatform::ServiceInstanceManifest::ServiceInterfaceDeployment			
Note	SOME/IP configuration settings for an Event. Tags: atp.ManifestKind=ServiceInstanceManifest atp.Status=draft			
Base	ARObject, <i>Identifiable</i> , <i>MultilanguageReferrable</i> , <i>Referrable</i> , <i>ServiceEventDeployment</i>			
Attribute	Type	Mul.	Kind	Note





Class	SomeipEventDeployment			
eventId	PositiveInteger	1	attr	Unique Identifier within a ServiceInterface that identifies the Event in SOME/IP. This Identifier is sent as part of the Message ID in SOME/IP messages.
maximumSegmentLength	PositiveInteger	0..1	attr	This attribute describes the length in bytes of the SOME/IP segment. This includes 8 bytes for the Request ID, Protocol Version, Interface Version, Message Type and Return Code and 4 additional SOME/IP TP bytes. If this attribute is set to a value and the data length is larger than maximumSegmentLength then the corresponding SOME/IP message will be segmented into smaller parts that are transmitted over the network.
separationTime	TimeValue	0..1	attr	Sets the duration of the minimum time in seconds SOME/IP shall wait between the transmissions of segments.
transportProtocol	TransportLayerProtocolEnum	1	attr	This attribute defines over which Transport Layer Protocol this event is intended to be sent.

Table 9.8: SomeipEventDeployment

[TPS_MANI_03044]{DRAFT} SOME/IP ClientServerOperation binding [The [SomeipMethodDeployment](#) meta-class provides the ability to bind a [ClientServerOperation](#) to SOME/IP and to assign a SOME/IP Method identifier to the `method` with the `methodId` attribute.]([RS_MANI_00024](#))

[constr_3306]{DRAFT} Value of attribute `methodId` shall be unique per `SomeipServiceInterfaceDeployment` [The value of `methodId` shall be unique in the in the context of the enclosing [SomeipServiceInterfaceDeployment](#) and shall also not overlap with any defined `eventId` used in the context of the enclosing [SomeipServiceInterfaceDeployment](#).]()

[constr_3409]{DRAFT} Value range of `SomeipMethodDeployment.methodId` [The value of `methodId` shall be in the range of 0..32767.]()

Please note that [PRS_SOMEIPSD_00517] in [22] defines special and reserved METHOD-IDs for SOME/IP and SOME/IP-SD that result in the `methodId` values of 0 and 32767.

[TPS_MANI_03051]{DRAFT} Usage of `SomeipMethodDeployment.transportProtocol` [The value of `SomeipMethodDeployment.transportProtocol` defines over which Transport Layer Protocol this method is provided.]([RS_MANI_00024](#))

[constr_3309]{DRAFT} `SomeipMethodDeployment.transportProtocol` setting to `udp` and the impact on `ProvidedSomeipServiceInstances` [If `SomeipMethodDeployment.transportProtocol` is set to `udp` then each `ProvidedSomeipServiceInstance` that refers the [SomeipServiceInterfaceDeployment](#) in the role `serviceInterface` shall only be mapped to a [MachineDesign](#) with a [SomeipServiceInstanceToMachineMapping](#) with a configured `udpPort`.]()

[constr_3310]{DRAFT} SomeipMethodDeployment.transportProtocol setting to tcp and the impact on ProvidedSomeipServiceInstances [If `SomeipMethodDeployment.transportProtocol` is set to `tcp` then each `ProvidedSomeipServiceInstance` that refers the `SomeipServiceInterfaceDeployment` in the role `serviceInterface` shall only be mapped to a `MachineDesign` with a `SomeipServiceInstanceToMachineMapping` with a configured `tcpPort`.]()

[TPS_MANI_03068]{DRAFT} SOME/IP segmentation of SomeipMethodDeployment Calls [If the `maximumSegmentLengthRequest` is set to a value and the data length is larger than `maximumSegmentLengthRequest` then SOME/IP shall segment the `SomeipMethodDeployment` Call-Message into several packets and transmit them over the network.

The sender shall wait the `separationTimeRequest` between the transmissions of segments. On the reception side, SOME/IP re-assembles the received SOME/IP segments to the original `SomeipMethodDeployment` Call-Message.] (*RS_MANI_00024*)

[TPS_MANI_03069]{DRAFT} SOME/IP segmentation of SomeipMethodDeployment Responses [If the `maximumSegmentLengthResponse` is set to a value and the data length is larger than `maximumSegmentLengthResponse` then SOME/IP shall segment the `SomeipMethodDeployment` Response-Message into several packets and transmit them over the network.

The sender shall wait the `separationTimeResponse` between the transmissions of segments. On the reception side, SOME/IP re-assembles the received SOME/IP segments to the original `SomeipMethodDeployment` Response-Message.] (*RS_MANI_00024*)

[constr_3352]{DRAFT} SOME/IP segmentation allowed for udp SomeipMethodDeployments [`SomeipMethodDeployment.maximumSegmentLengthRequest` and `SomeipMethodDeployment.maximumSegmentLengthResponse` shall only be used if `SomeipMethodDeployment.transportProtocol` is set to `udp`.]()

Class	SomeipMethodDeployment			
Package	M2::AUTOSARTemplates::AdaptivePlatform::ServiceInstanceManifest::ServiceInterfaceDeployment			
Note	SOME/IP configuration settings for a Method. Tags: atp.ManifestKind=ServiceInstanceManifest atp.Status=draft			
Base	<i>ARObject</i> , <i>Identifiable</i> , <i>MultilanguageReferrable</i> , <i>Referrable</i> , <i>ServiceMethodDeployment</i>			
Attribute	Type	Mul.	Kind	Note





Class	SomeipMethodDeployment			
maximumSegmentLengthRequest	PositiveInteger	0..1	attr	This attribute describes the length in bytes of one SOME/IP segment into which the Method Call Message will be divided. This length field includes 8 bytes for the Request ID, Protocol Version, Interface Version, Message Type and Return Code and 4 additional SOME/IP TP bytes. If this attribute is set to a value and the data length is larger than maximumSegmentLengthRequest then the corresponding SOME/IP message will be segmented into smaller parts that are transmitted over the network.
maximumSegmentLengthResponse	PositiveInteger	0..1	attr	This attribute describes the length in bytes of one SOME/IP segment into which the Method Return Message will be divided. This length field includes 8 bytes for the Request ID, Protocol Version, Interface Version, Message Type and Return Code and 4 additional SOME/IP TP bytes. If this attribute is set to a value and the data length is larger than maximumSegmentLengthResponse then the corresponding SOME/IP message will be segmented into smaller parts that are transmitted over the network.
methodId	PositiveInteger	1	attr	Unique Identifier within a ServiceInterface that identifies the Method in SOME/IP. This Identifier is sent as part of the Message ID in SOME/IP messages.
separationTimeRequest	TimeValue	0..1	attr	Sets the duration of the minimum time in seconds SOME/IP shall wait between the transmissions of segments into which the Method Call Message will be divided.
separationTimeResponse	TimeValue	0..1	attr	Sets the duration of the minimum time in seconds SOME/IP shall wait between the transmissions of segments into which the Method Return Message will be divided.
transportProtocol	TransportLayerProtocolEnum	1	attr	This attribute defines over which Transport Layer Protocol this method is intended to be sent.

Table 9.9: SomeipMethodDeployment

Class	SomeipServiceInstanceToMachineMapping			
Package	M2::AUTOSARTemplates::AdaptivePlatform::ServiceInstanceManifest::ServiceInstanceMapping			
Note	This meta-class allows to map SomeipServiceInstances to a CommunicationConnector of a Machine. In this step the network configuration (IP Address, Transport Protocol, Port Number) for the ServiceInstance is defined. Tags: atp.ManifestKind=ServiceInstanceManifest atp.Status=draft atp.recommendedPackage=ServiceInstanceToMachineMappings			
Base	ARElement , ARObject , CollectableElement , Identifiable , MultilanguageReferrable , PackageableElement , Referrable , ServiceInstanceToMachineMapping , UploadablePackageElement			
Attribute	Type	Mul.	Kind	Note
eventMulticastUdpPort	PositiveInteger	0..1	attr	UdpPort configuration that is used for Event communication in the IP-Multicast case. During SOME/IP Service Discovery: Send in the SD-SubscribeEventGroupAck Message to client (answer to SD-SubscribeEventGroup).





Class	SomeipServiceInstanceToMachineMapping			
				<p>△</p> <p>Event: This is the destination-port where the server sends the multicast event messages if the multicastThreshold of the corresponding SomeipProvidedEventGroup is exceeded.</p>
ipv4MulticastIp Address	Ip4AddressString	0..1	attr	<p>Multicast IPv4 Address that is transmitted in the EventGroupSubscribeAck message for all available EventGroups that are available in the ProvidedSomeipServiceInstance.</p>
ipv6MulticastIp Address	Ip6AddressString	0..1	attr	<p>Multicast IPv6 Address that is transmitted in the EventGroupSubscribeAck message for all available EventGroups that are available in the ProvidedSomeipServiceInstance.</p>
tcpPort	PositiveInteger	0..1	attr	<p>TcpPort configuration that is used for Method and Event communication in IP-Unicast case.</p> <p>During SOME/IP Service Discovery: PortNumber that is sent in the SD-Offer Message to client (answer on SD-find) or clients (SD-offer).</p> <p>Method: This is the destination-port where the server accepts the method call messages (from the clients). This is the source-port where the server sends the method response messages (to the client).</p> <p>Event: This is the event source-port where the server sends the event messages to the subscribed clients in IP-Unicast case.</p>
udpCollection BufferSize Threshold	PositiveInteger	0..1	attr	<p>Specifies the amount of data in bytes that shall be buffered for data transmission over the udp connection specified by this SomeipServiceInstanceToMachine Mapping in case data collection is enabled.</p>
udpPort	PositiveInteger	0..1	attr	<p>UdpPort configuration that is used for Method and Event communication in IP-Unicast case.</p> <p>During SOME/IP Service Discovery: PortNumber that is sent in the SD-Offer Message to client (answer on SD-find) or clients (SD-offer).</p> <p>Method: This is the destination-port where the server accepts the method call messages (from the clients). This is the source-port where the server sends the method response messages (to the client).</p> <p>Event: This is the event source-port where the server sends the event messages to the subscribed clients in IP-Unicast case.</p>

Table 9.10: SomeipServiceInstanceToMachineMapping

[TPS_MANI_03057]{DRAFT} **SOME/IP Field binding** [The [SomeipFieldDeployment](#) meta-class provides the ability to bind a [Field](#) to SOME/IP.

If the [Field](#) contains a notifier ([hasNotifier](#) = true) it is possible to assign a SOME/IP notifier identifier to the [field](#) by setting the value of attribute [SomeipFieldDeployment.notifier.eventId](#).

If the [Field](#) contains a getter method ([hasGetter](#) = true) it is possible to assign a SOME/IP notifier identifier to the [field](#) by setting the value of attribute [SomeipFieldDeployment.get.methodId](#).

If the `Field` contains a setter method (`hasSetter = true`) it is possible to assign a SOME/IP notifier identifier to the `field` by setting the value of attribute `SomeipFieldDeployment.set.methodId` | (*RS_MANI_00024*)

Please note that each `methodId` and each `eventId` of a `SomeipFieldDeployment` shall be unique in the context of a `ServiceInterface` as defined in [*constr_3306*] and [*constr_3305*].

Class	SomeipFieldDeployment			
Package	M2::AUTOSARTemplates::AdaptivePlatform::ServiceInstanceManifest::ServiceInterfaceDeployment			
Note	SOME/IP configuration settings for a Field. Tags: atp.ManifestKind=ServiceInstanceManifest atp.Status=draft			
Base	<i>ARObject</i> , <i>Identifiable</i> , <i>MultilanguageReferrable</i> , <i>Referrable</i> , <i>ServiceFieldDeployment</i>			
Attribute	Type	Mul.	Kind	Note
get	SomeipMethodDeployment	0..1	aggr	This aggregation represents the setting of the get method. Tags: atp.Status=draft
notifier	SomeipEventDeployment	0..1	aggr	This aggregation represents the settings of the notifier. Tags: atp.Status=draft
set	SomeipMethodDeployment	0..1	aggr	This aggregation represents the settings of the set method Tags: atp.Status=draft

Table 9.11: SomeipFieldDeployment

[*constr_3362*]{DRAFT} **SomeipEventDeployments aggregated by a SomeipFieldDeployment** | A `SomeipEventDeployment` that is aggregated by a `SomeipFieldDeployment` in the role `notifier` shall not reference a `VariableDataPrototype` in the role `event`. |()

[*constr_3363*]{DRAFT} **SomeipMethodDeployments aggregated by a SomeipFieldDeployment** | A `SomeipMethodDeployment` that is aggregated by a `SomeipFieldDeployment` in the role `get` or `set` shall not reference a `ClientServerOperation` in the role `method`. |()

9.1.2 DDS Service Interface Deployment

This chapter describes the DDS [23] deployment of a `ServiceInterface`.

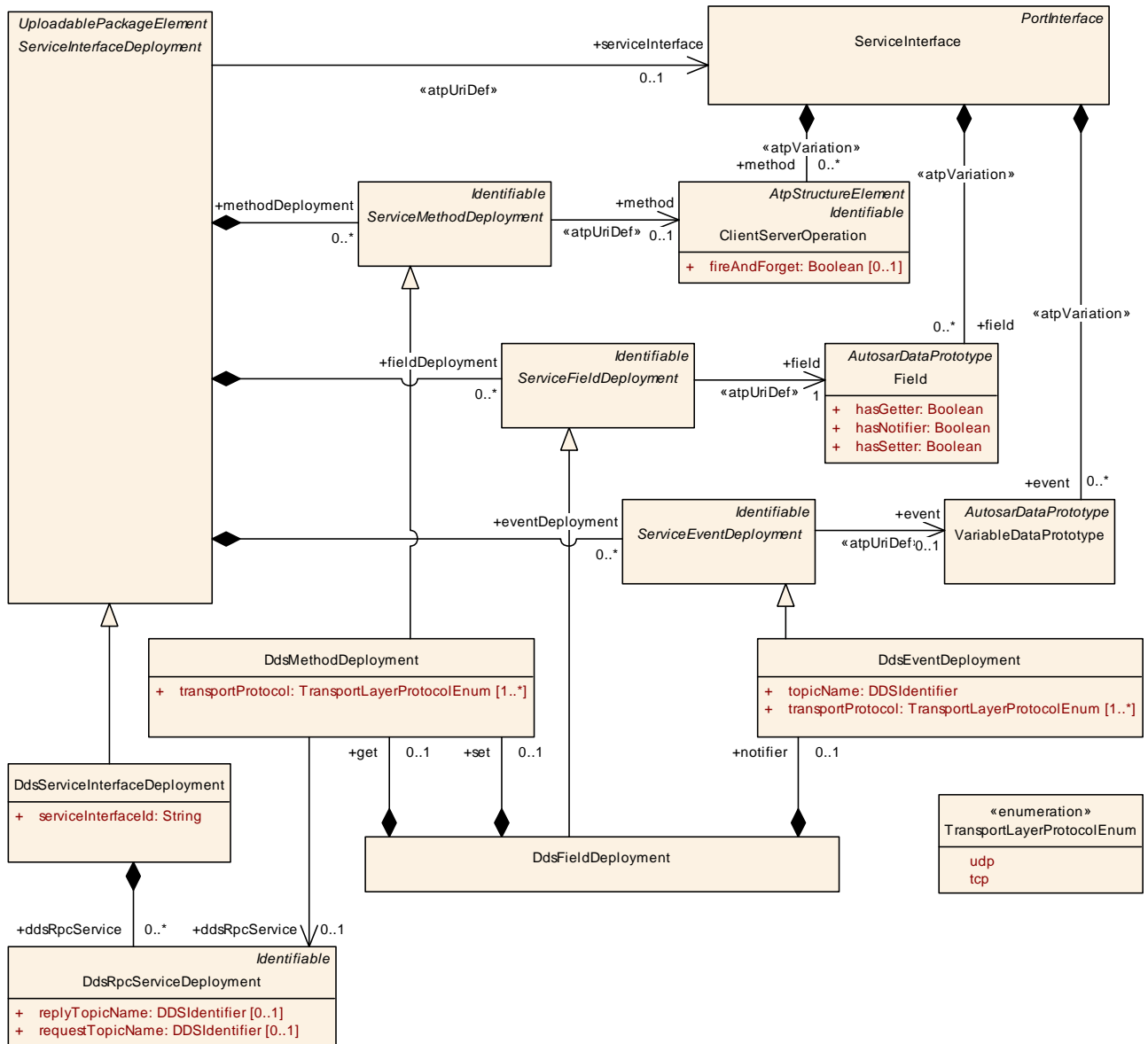


Figure 9.3: DDS deployment of ServiceInterface

[TPS_MANI_03525]{DRAFT} **DDS ServiceInterface binding** [The `DdsServiceInterfaceDeployment` meta-class provides the ability to bind a `ServiceInterface` to DDS and to assign a DDS Service identifier to the `ServiceInterface` with the `serviceInterfaceId` attribute.](RS_MANI_00038)

Class	DdsServiceInterfaceDeployment
Package	M2::AUTOSARTemplates::AdaptivePlatform::ServiceInstanceManifest::ServiceInterfaceDeployment
Note	DDS configuration settings for a ServiceInterface. Tags: atp.ManifestKind=ServiceInstanceManifest atp.Status=draft atp.recommendedPackage=ServiceInterfaceDeployments





Class	DdsServiceInterfaceDeployment			
Base	ARElement , ARObject , CollectableElement , Identifiable , MultilanguageReferrable , PackageableElement , Referrable , ServiceInterfaceDeployment , UploadablePackageElement			
Attribute	Type	Mul.	Kind	Note
ddsRpcService	DdsRpcServiceDeployment	*	aggr	This aggregation represents the settings of DDS-RPC services associated with a Service Interface to handle methods and field getters and setters when using DDS as the underlying network binding. Tags: atp.Status=draft
serviceInterfaceId	String	1	attr	Unique Identifier that identifies the ServiceInterface in DDS. This Identifier is encoded in the USER_DATA QoS of the DomainParticipant associated with the Service Instance and its value is propagated by DDS Discovery messages. Tags: atp.Status=draft

Table 9.12: DdsServiceInterfaceDeployment

[TPS_MANI_03556]{DRAFT} **DDS-RPC Service Binding** [The [DdsRpcServiceDeployment](#) meta-class provides the ability to configure the name of the DDS Request and Reply Topics associated with a DDS-RPC Service with the [requestTopicName](#) and [replyTopicName](#) attributes, respectively. DDS-RPC Services are the mechanisms specified in the OMG RPC over DDS specification (DDS-RPC [24]) to handle method calls with DDS. The [requestTopicName](#) and [replyTopicName](#) attributes are optional, if unspecified they shall be configured as specified in the DDS-RPC specification.]([RS_MANI_00038](#))

Class	DdsRpcServiceDeployment			
Package	M2::AUTOSARTemplates::AdaptivePlatform::ServiceInstanceManifest::ServiceInterfaceDeployment			
Note	Configuration settings for a DDS-RPC service capable of providing access to the methods and field getters/setters of a service interface. Tags: atp.Status=draft			
Base	ARObject , Identifiable , MultilanguageReferrable , Referrable			
Attribute	Type	Mul.	Kind	Note
replyTopicName	DDSIdentifier	0..1	attr	Name of the DDS Reply Topic associated with the Method. Tags: atp.Status=draft
requestTopicName	DDSIdentifier	0..1	attr	Name of the DDS Request Topic associated with the Method. Tags: atp.Status=draft

Table 9.13: DdsRpcServiceDeployment

[TPS_MANI_03526]{DRAFT} **DDS [VariableDataPrototype](#) binding** [The [DdsEventDeployment](#) meta-class provides the ability to bind a [VariableDataPrototype](#) to DDS and to assign a DDS Topic to the [event](#) with the [topicName](#) attribute. Moreover, the meta-class provides the ability to configure the [transportProtocols](#) over which the [VariableDataPrototype](#) may be accessed.]([RS_MANI_00038](#))

Class	DdsEventDeployment			
Package	M2::AUTOSARTemplates::AdaptivePlatform::ServiceInstanceManifest::ServiceInterfaceDeployment			
Note	DDS configuration settings for an Event. Tags: atp.ManifestKind=ServiceInstanceManifest atp.Status=draft			
Base	ARObject, Identifiable , MultilanguageReferrable , Referrable , ServiceEventDeployment			
Attribute	Type	Mul.	Kind	Note
topicName	DDSIdentifier	1	attr	Name of the DDS Topic associated with the Event. Tags: atp.Status=draft
transport Protocol	TransportLayerProtocol Enum	1..*	attr	This attribute defines over which Transport Layer Protocol(s) this event is intended to be sent. Tags: atp.Status=draft

Table 9.14: DdsEventDeployment

[TPS_MANI_03557]{DRAFT} **DDS [ClientServerOperation](#) Binding** [The [DdsMethodDeployment](#) meta-class provides the ability to bind a [ClientServerOperation](#) to DDS and to assign it to a DDS-RPC Service. Moreover, the meta-class provides the ability to configure the [transportProtocols](#) over which the [ClientServerOperation](#) may be accessed.]([RS_MANI_00038](#))

Class	DdsMethodDeployment			
Package	M2::AUTOSARTemplates::AdaptivePlatform::ServiceInstanceManifest::ServiceInterfaceDeployment			
Note	DDS configuration settings for a Method. Tags: atp.Status=draft			
Base	ARObject, Identifiable , MultilanguageReferrable , Referrable , ServiceMethodDeployment			
Attribute	Type	Mul.	Kind	Note
ddsRpcService	DdsRpcService Deployment	0..1	ref	Configuration of the DDS-RPC service providing access to the method when using DDS as the underlying network binding. Tags: atp.Status=draft
transport Protocol	TransportLayerProtocol Enum	1..*	attr	This attribute defines over which Transport Layer Protocol(s) this method is intended to be sent. Tags: atp.Status=draft

Table 9.15: DdsMethodDeployment

[TPS_MANI_03558]{DRAFT} **DDS [Field](#) Binding** [The [DdsFieldDeployment](#) meta-class provides the ability to bind a [Field](#) to DDS, to assign its [get](#) and [set](#) [ClientServerOperations](#) to a DDS-RPC Service, and to bind its event [notifier](#) to a DDS Topic.]([RS_MANI_00038](#))

Class	DdsFieldDeployment			
Package	M2::AUTOSARTemplates::AdaptivePlatform::ServiceInstanceManifest::ServiceInterfaceDeployment			
Note	DDS configuration settings for a Field. Tags: atp.Status=draft			
Base	<i>ARObject</i> , <i>Identifiable</i> , <i>MultilanguageReferrable</i> , <i>Referrable</i> , <i>ServiceFieldDeployment</i>			
Attribute	Type	Mul.	Kind	Note
get	DdsMethodDeployment	0..1	aggr	This aggregation represents the setting of the get method. Tags: atp.Status=draft
notifier	DdsEventDeployment	0..1	aggr	This aggregation represents the settings of the notifier. Tags: atp.Status=draft
set	DdsMethodDeployment	0..1	aggr	This aggregation represents the settings of the set method. Tags: atp.Status=draft

Table 9.16: DdsFieldDeployment

9.1.3 User Defined Service Interface

This chapter describes a user defined deployment of a [ServiceInterface](#) to a middleware technology that is not standardized by AUTOSAR. Such [UserDefinedServiceInterfaceDeployment](#) can for example also be used to describe a machine local IPC communication.

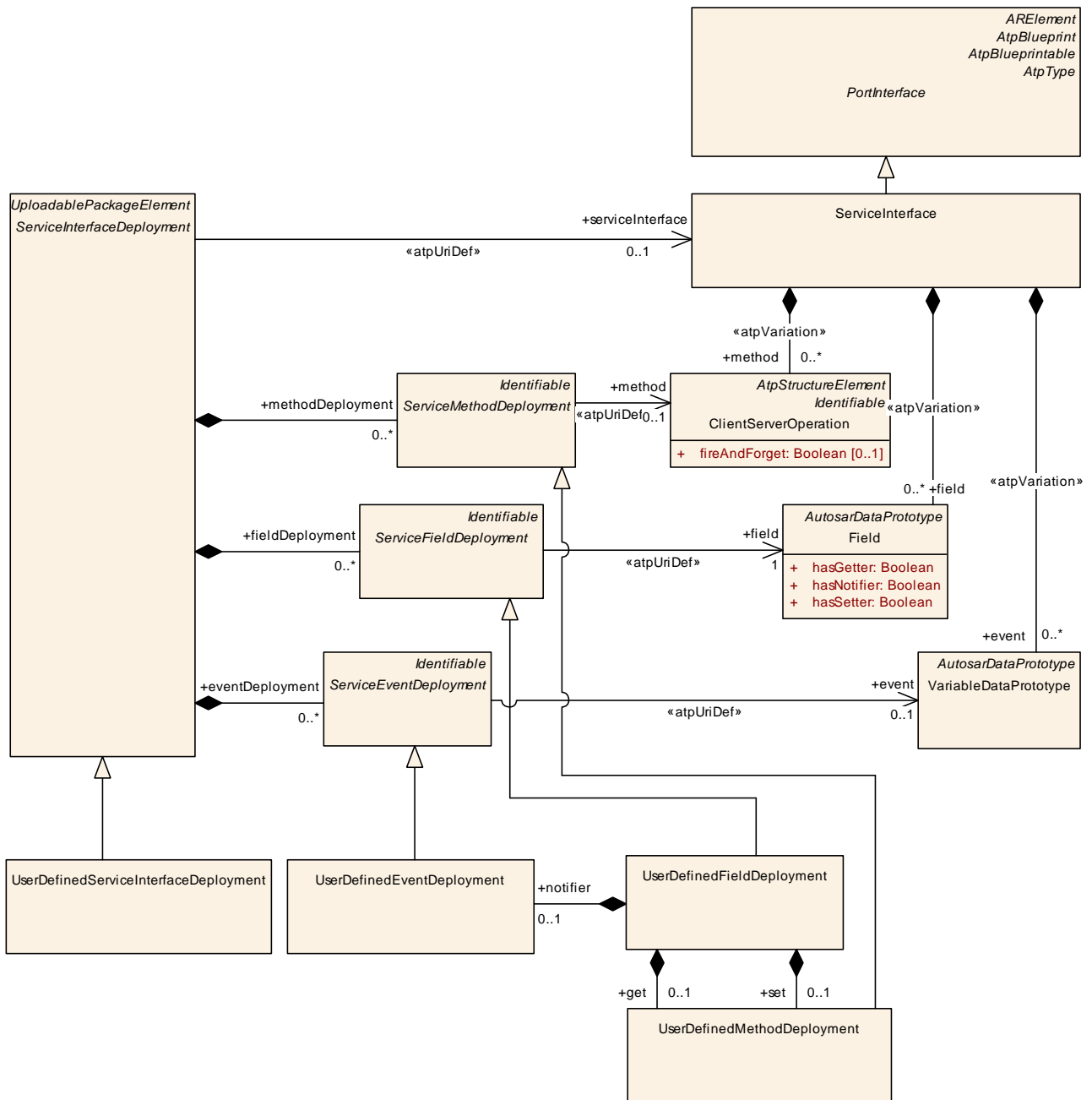


Figure 9.4: User defined deployment of ServiceInterface

[TPS_MANI_03045]{DRAFT} **UserDefined ServiceInterface binding** [The *UserDefinedServiceInterfaceDeployment* meta-class provides the ability to bind a *ServiceInterface* that is referenced in the role *serviceInterface* to a middleware technology that is not standardized by AUTOSAR.] (*RS_MANI_00014*)

Please note that *UserDefinedServiceInterfaceDeployment* is *Identifiable* and therefore it is able to describe special data (sdg) which is not represented by the standard model.

Class	UserDefinedServiceInterfaceDeployment			
Package	M2::AUTOSARTemplates::AdaptivePlatform::ServiceInstanceManifest::ServiceInterfaceDeployment			
Note	UserDefined configuration settings for a ServiceInterface. Tags: atp.ManifestKind=ServiceInstanceManifest atp.Status=draft atp.recommendedPackage=ServiceInterfaceDeployments			
Base	ARElement , ARObject , CollectableElement , Identifiable , MultilanguageReferrable , PackageableElement , Referrable , ServiceInterfaceDeployment , UploadablePackageElement			
Attribute	Type	Mul.	Kind	Note
-	-	-	-	-

Table 9.17: UserDefinedServiceInterfaceDeployment

[TPS_MANI_01165]{DRAFT} **Standardized value of [UserDefinedServiceInterfaceDeployment.category](#)** [The AUTOSAR Standard reserves the following value for attribute [UserDefinedServiceInterfaceDeployment.category](#):

- SERVICE_INTERFACE_DEPLOYMENT_IPC

It is possible to use a custom, non-standardized value for the attribute [UserDefinedServiceInterfaceDeployment.category](#) but this option comes with the obligation to use a value that is guaranteed to not clash with possible future extensions of the collection of standardized values.]([RS_MANI_00014](#))

[constr_1570]{DRAFT} **Restriction for [UserDefinedServiceInterfaceDeployment](#) of category [SERVICE_INTERFACE_DEPLOYMENT_IPC](#)** [An [AdaptivePlatformServiceInstance](#) that references a [UserDefinedServiceInterfaceDeployment](#) of category [SERVICE_INTERFACE_DEPLOYMENT_IPC](#) shall not be referenced by a [UserDefinedServiceInstanceToMachineMapping](#) in the role [serviceInstance](#).]()

Rationale for [constr_1570]: for a local IPC binding it is not necessary to define the relation of the [AdaptivePlatformServiceInstance](#) to a [CommunicationConnector](#).

[TPS_MANI_03046]{DRAFT} **User defined [VariableDataPrototype](#) binding** [The [UserDefinedEventDeployment](#) meta-class provides the ability to bind a [VariableDataPrototype](#) that is referenced in the role [event](#) to a middleware technology that is not standardized by AUTOSAR.]([RS_MANI_00014](#))

Please note that [UserDefinedEventDeployment](#) is [Identifiable](#) and therefore it is able to describe special data (sdg) which is not represented by the standard model.

Class	UserDefinedEventDeployment			
Package	M2::AUTOSARTemplates::AdaptivePlatform::ServiceInstanceManifest::ServiceInterfaceDeployment			
Note	UserDefined configuration settings for an Event. Tags: atp.ManifestKind=ServiceInstanceManifest atp.Status=draft			





Class	UserDefinedEventDeployment			
Base	<i>ARObject</i> , <i>Identifiable</i> , <i>MultilanguageReferrable</i> , <i>Referrable</i> , <i>ServiceEventDeployment</i>			
Attribute	Type	Mul.	Kind	Note
–	–	–	–	–

Table 9.18: UserDefinedEventDeployment

[TPS_MANI_03047]{DRAFT} **User defined *ClientServerOperation* binding** [The *UserDefinedMethodDeployment* meta-class provides the ability to bind a *ClientServerOperation* that is referenced in the role *method* to a middleware technology that is not standardized by AUTOSAR.] (*RS_MANI_00014*)

Please note that *UserDefinedMethodDeployment* is *Identifiable* and therefore it is able to describe special data (sdg) which is not represented by the standard model.

Class	UserDefinedMethodDeployment			
Package	M2::AUTOSARTemplates::AdaptivePlatform::ServiceInstanceManifest::ServiceInterfaceDeployment			
Note	UserDefined configuration settings for a Method. Tags: atp.ManifestKind=ServiceInstanceManifest atp.Status=draft			
Base	<i>ARObject</i> , <i>Identifiable</i> , <i>MultilanguageReferrable</i> , <i>Referrable</i> , <i>ServiceMethodDeployment</i>			
Attribute	Type	Mul.	Kind	Note
–	–	–	–	–

Table 9.19: UserDefinedMethodDeployment

[TPS_MANI_03048]{DRAFT} **User defined *Field* binding** [The *UserDefinedFieldDeployment* meta-class provides the ability to bind a *Field* that is referenced in the role *field* to a middleware technology that is not standardized by AUTOSAR.] (*RS_MANI_00014*)

Please note that *UserDefinedFieldDeployment* is *Identifiable* and therefore it is able to describe special data (sdg) which is not represented by the standard model.

Class	UserDefinedFieldDeployment			
Package	M2::AUTOSARTemplates::AdaptivePlatform::ServiceInstanceManifest::ServiceInterfaceDeployment			
Note	UserDefined configuration settings for a Field. Tags: atp.ManifestKind=ServiceInstanceManifest atp.Status=draft			
Base	<i>ARObject</i> , <i>Identifiable</i> , <i>MultilanguageReferrable</i> , <i>Referrable</i> , <i>ServiceFieldDeployment</i>			
Attribute	Type	Mul.	Kind	Note
get	<i>UserDefinedMethodDeployment</i>	0..1	aggr	This aggregation represents the settings of the get method Tags: atp.Status=draft





Class	UserDefinedFieldDeployment			
notifier	UserDefinedEventDeployment	0..1	aggr	This aggregation represents the settings of the notifier. Tags: atp.Status=draft
set	UserDefinedMethodDeployment	0..1	aggr	This aggregation represents the settings of the set method Tags: atp.Status=draft

Table 9.20: UserDefinedFieldDeployment

[constr_3417]{DRAFT} UserDefinedEventDeployments aggregated by a UserDefinedFieldDeployment [A [UserDefinedEventDeployment](#) that is aggregated by a [UserDefinedFieldDeployment](#) in the role `notifier` shall not reference a [VariableDataPrototype](#) in the role `event`.]()

[constr_3418]{DRAFT} UserDefinedMethodDeployments aggregated by a UserDefinedFieldDeployment [A [UserDefinedMethodDeployment](#) that is aggregated by a [UserDefinedFieldDeployment](#) in the role `get` or `set` shall not reference a [ClientServerOperation](#) in the role `method`.]()

9.2 Service Instance Deployment

An [AdaptivePlatformServiceInstance](#) makes the functionality of a [ServiceInterface](#) available on the *AUTOSAR adaptive platform*. Several [AdaptivePlatformServiceInstances](#) may be set up for the same [ServiceInterface](#). They deliver the same functionality, but for different purposes and/or to different users.

The [ProvidedApServiceInstance](#) represents a provider that offers the functionality of a [ServiceInterface](#) with particular properties. Clients that are represented by the [RequiredApServiceInstance](#) observe offers and choose a provider with respect to service properties.

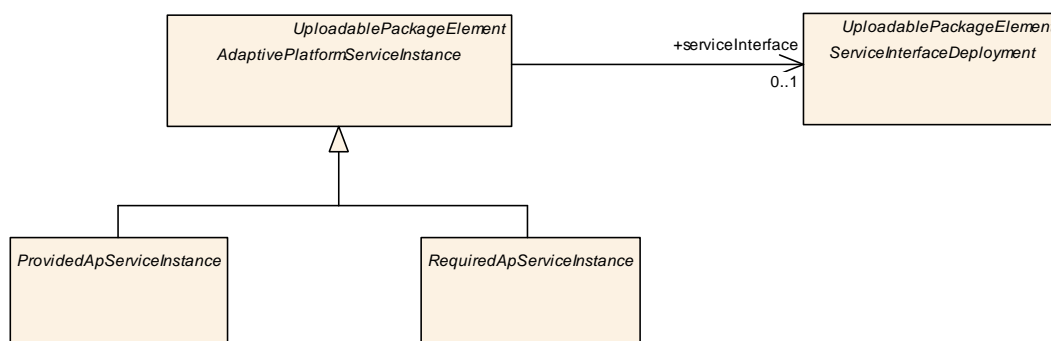


Figure 9.5: Modeling of the AdaptivePlatformServiceInstance

Note that the abstract meta-class [AdaptivePlatformServiceInstance](#) is derived from [ARElement](#). This means that all meta-classes derived from [AdaptivePlatformServiceInstance](#) can be declared on the M1 level as part of an [ARPackage](#) and thus can be used in several different Manifest descriptions.

Class	AdaptivePlatformServiceInstance (abstract)			
Package	M2::AUTOSARTemplates::AdaptivePlatform::ServiceInstanceManifest::ServiceInstanceDeployment			
Note	This meta-class represents the ability to describe the existence and configuration of a service instance in an abstract way. Tags: atp.ManifestKind=ServiceInstanceManifest atp.Status=draft			
Base	ARElement , ARObject , CollectableElement , Identifiable , MultilanguageReferrable , PackageableElement , Referrable , UploadablePackageElement			
Subclasses	ProvidedApServiceInstance , RequiredApServiceInstance			
Attribute	Type	Mul.	Kind	Note
e2eEvent ProtectionProps	End2EndEventProtectionProps	*	aggr	This aggregation allows to protect an event or a field notifier that is defined inside of the ServiceInterface that is referenced by the ServiceInstance in the role service Interface. Tags: atp.Status=draft
secureCom Config	ServiceInterfaceElementSecureComConfig	*	aggr	Configuration settings to secure the communication of ServiceInterface elements. Tags: atp.Status=draft
serviceInterface	ServiceInterfaceDeployment	0..1	ref	Reference to a ServiceInterfaceDeployment that identifies the ServiceInterface that is represented by the Service Instance. Tags: atp.Status=draft

Table 9.21: AdaptivePlatformServiceInstance

Class	RequiredApServiceInstance (abstract)			
Package	M2::AUTOSARTemplates::AdaptivePlatform::ServiceInstanceManifest::ServiceInstanceDeployment			
Note	This meta-class represents the ability to describe the existence and configuration of a required service instance in an abstract way. Tags: atp.ManifestKind=ServiceInstanceManifest atp.Status=draft			
Base	ARElement , ARObject , AdaptivePlatformServiceInstance , CollectableElement , Identifiable , MultilanguageReferrable , PackageableElement , Referrable , UploadablePackageElement			
Subclasses	DdsRequiredServiceInstance , RequiredSomeipServiceInstance , RequiredUserDefinedServiceInstance			
Attribute	Type	Mul.	Kind	Note
–	–	–	–	–

Table 9.22: RequiredApServiceInstance

Class	ProvidedApServiceInstance (abstract)			
Package	M2::AUTOSARTemplates::AdaptivePlatform::ServiceInstanceManifest::ServiceInstanceDeployment			
Note	This meta-class represents the ability to describe the existence and configuration of a provided service instance in an abstract way. Tags: atp.ManifestKind=ServiceInstanceManifest atp.Status=draft			
Base	ARElement , ARObject , AdaptivePlatformServiceInstance , CollectableElement , Identifiable , MultilanguageReferrable , PackageableElement , Referrable , UploadablePackageElement			
Subclasses	DdsProvidedServiceInstance , ProvidedSomeipServiceInstance , ProvidedUserDefinedServiceInstance			
Attribute	Type	Mul.	Kind	Note





Class	<i>ProvidedApServiceInstance</i> (abstract)			
-	-	-	-	-

Table 9.23: ProvidedApServiceInstance

There are two alternative ways to relate an *AdaptivePlatformServiceInstance* with a *MachineDesign* as described in [TPS_MANI_03000] and [TPS_MANI_03001]. Figure 9.6 shows both approaches in an example.

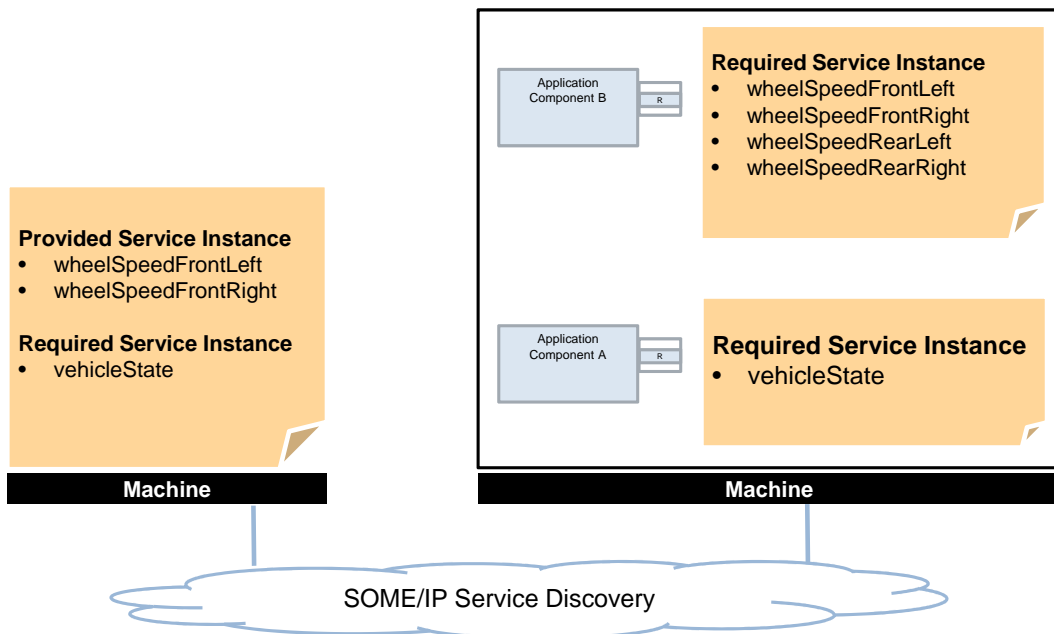


Figure 9.6: Different approaches for ServiceInstanceMapping

[TPS_MANI_03001]{DRAFT} **Mapping of *AdaptivePlatformServiceInstance* to a *MachineDesign*** [*ServiceInstanceToMachineMapping* is used to assign one or several *AdaptivePlatformServiceInstances* to (via a *CommunicationConnector*) a *MachineDesign*. This allows to define a “black box” machine view without any assumption on the application software but with all necessary information to configure the communication (e.g. SOME/IP).] (*RS_MANI_00009*)

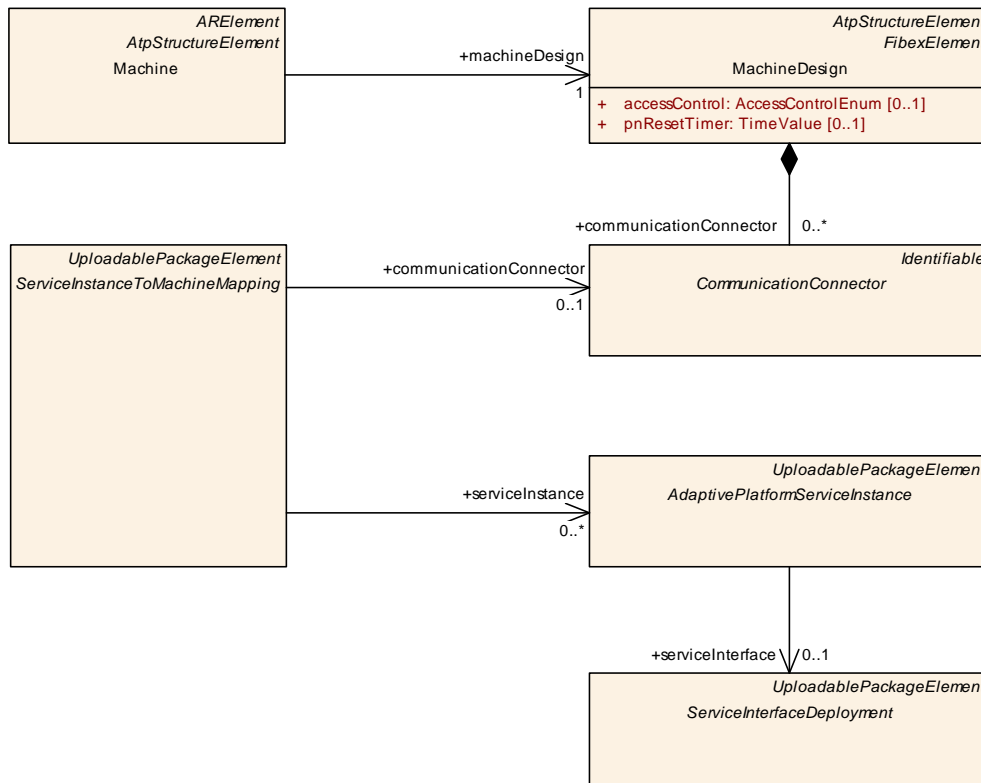


Figure 9.7: ServiceInstanceToMachineMapping

Class	ServiceInstanceToMachineMapping (abstract)			
Package	M2::AUTOSARTemplates::AdaptivePlatform::ServiceInstanceManifest::ServiceInstanceMapping			
Note	This meta-class represents the ability to map one or several AdaptivePlatformServiceInstances to a CommunicationConnector of a Machine. Tags: atp.ManifestKind=ServiceInstanceManifest atp.Status=draft			
Base	ARElement , ARObject , CollectableElement , Identifiable , MultilanguageReferrable , PackageableElement , Referrable , UploadablePackageElement			
Subclasses	DdsServiceInstanceToMachineMapping , SomeipServiceInstanceToMachineMapping , UserDefinedServiceInstanceToMachineMapping			
Attribute	Type	Mul.	Kind	Note
communicationConnector	CommunicationConnector	0..1	ref	Reference to the Machine to which the ServiceInstance is mapped. Tags: atp.Status=draft
secOcComPropsForMulticast	SecOcSecureComProps	*	ref	Reference to communication security configuration settings that are valid for the udp multicast endpoint (Port + Multicast IP Address) defined by the ServiceInstanceToMachineMapping. Tags: atp.Status=draft
secureComPropsForTcp	SecureComProps	*	ref	Reference to communication security configuration settings that are valid for the tcp unicast endpoint (Tcp Port + Unicast IP Address) defined by the ServiceInstanceToMachineMapping. Tags: atp.Status=draft





Class	<i>ServiceInstanceToMachineMapping</i> (abstract)			
secureCom PropsForUdp	SecureComProps	*	ref	Reference to communication security configuration settings that are valid for the udp unicast endpoint (Udp Port + Unicast IP Address) defined by the ServiceInstanceToMachineMapping . Tags: atp.Status=draft
serviceInstance	AdaptivePlatform ServiceInstance	*	ref	Reference to a ServiceInstance that is mapped to the Machine. Tags: atp.Status=draft

Table 9.24: ServiceInstanceToMachineMapping

[constr_3297]{DRAFT} [SomeipServiceInstanceToMachineMapping](#) only supports a single Address Family [A [SomeipServiceInstanceToMachineMapping](#) shall only support a single Address Family, i.e. either IPv4 or IPv6. The address family shall be consistent with the [Ipv4Configuration/Ipv6Configuration](#) of the [NetworkEndpoint](#) referenced by the [EthernetCommunicationConnector](#) that is referenced by the [SomeipServiceInstanceToMachineMapping](#) in the role [communicationConnector](#).]()

[constr_3487]{DRAFT} TCP endpoint can only serve provided or required service instances exclusively [[ServiceInstanceToMachineMapping](#) is not allowed to refer a [ProvidedApServiceInstance](#) and at the same time a [RequiredApServiceInstance](#) in the role [serviceInstance](#) if

- the [ServiceInterfaceDeployment](#) that is referenced by the [ProvidedApServiceInstance](#) in the role [serviceInterface](#) and
- the [ServiceInterfaceDeployment](#) that is referenced by the [RequiredApServiceInstance](#) in the role [serviceInterface](#)

both contain defined tcp content that is described by the [transportProtocol](#) attribute in the deployment elements of [SOME/IP](#) or [DDS](#).

In other words a TCP endpoint can only serve provided or required service instances exclusively.]()

The reason for [\[constr_3487\]](#) is that the POSIX Socket API does not support the binding of several TCP sockets onto the same tuple <local IP address, local port>. But this would be necessary if a service is provided and consumed over the same TCP Endpoint.

[TPS_MANI_03000]{DRAFT} Mapping of [AdaptivePlatformServiceInstance](#) to [PortPrototypes](#) [[ServiceInstanceToPortPrototypeMapping](#) is used to assign an [AdaptivePlatformServiceInstance](#) to a [PortPrototype](#) of a [SwComponentType](#). This allows to define how specific [PortPrototypes](#) of a Software Component are represented in the middleware in terms of the service configuration.]([RS_MANI_00011](#))

In other words, the “outside” appearance of a [PortPrototype](#) from the middleware point of view is the [AdaptivePlatformServiceInstance](#), or the concrete sub-classes [RequiredApServiceInstance](#) and [ProvidedApServiceInstance](#).

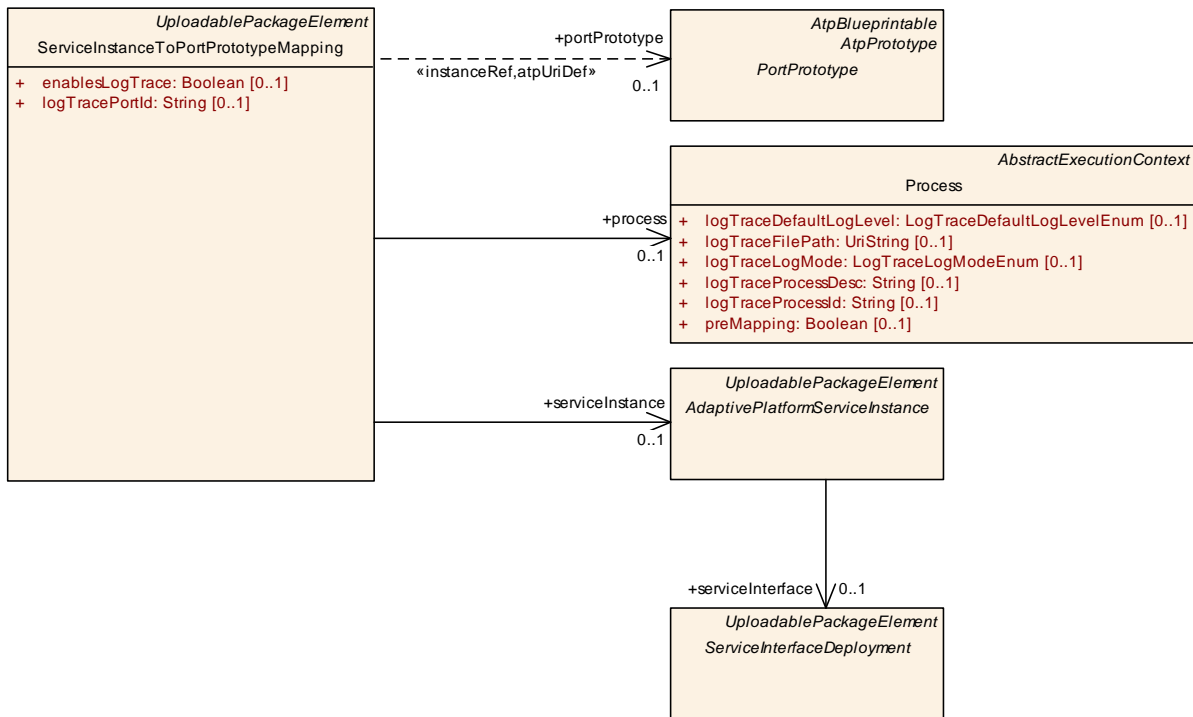


Figure 9.8: ServiceInstanceToPortPrototypeMapping

Class	ServiceInstanceToPortPrototypeMapping			
Package	M2::AUTOSARTemplates::AdaptivePlatform::ServiceInstanceManifest::ServiceInstanceMapping			
Note	<p>This meta-class represents the ability to assign a transport layer dependent ServiceInstance to a Port Prototype.</p> <p>With this mapping it is possible to define how specific PortPrototypes are represented in the middleware in terms of service configuration.</p> <p>Tags: atp.ManifestKind=ExecutionManifest atp.Status=draft atp.recommendedPackage=ServiceInstanceToPortPrototypeMappings</p>			
Base	ARElement , ARObject , CollectableElement , Identifiable , MultilanguageReferrable , PackageableElement , Referrable , UploadablePackageElement			
Attribute	Type	Mul.	Kind	Note
enablesLogTrace	Boolean	0..1	attr	This attribute enables/disables Log&Trace for the communication on the referenced Port of the referenced process. True: Log&Trace is enabled. False: Log&Trace is disabled.
logTracePortId	String	0..1	attr	This attribute identifies a Port of an Application executed in a process for tracing (ContextId).
portPrototype	PortPrototype	0..1	iref	Reference to a specific PortPrototypes that represents the ServiceInstance. Tags: atp.Status=draft





Class	ServiceInstanceToPortPrototypeMapping			
process	Process	0..1	ref	Reference to the Process in which the Executable that contains the SoftwareComponent and the referenced Port Prototype is executed. Tags: atp.Status=draft
serviceInstance	AdaptivePlatformServiceInstance	0..1	ref	Reference to a ServiceInstance that is represented in the Software Component by the mapped group of Port Prototypes. Tags: atp.Status=draft

Table 9.25: ServiceInstanceToPortPrototypeMapping

Meta-classes [ProvidedApServiceInstance](#) and [RequiredApServiceInstance](#) are abstract and this allows for using specific derived classes that fit the underlying middleware (e.g. SOME/IP). The following sub-chapters will detail the supported specializations.

9.2.1 SOME/IP Service Instance Deployment

In the case of SOME/IP used as the middleware the derived meta-classes are [ProvidedSomeipServiceInstance](#) or [RequiredSomeipServiceInstance](#). These meta-classes also carry attributes that apply for the service discovery on SOME/IP.

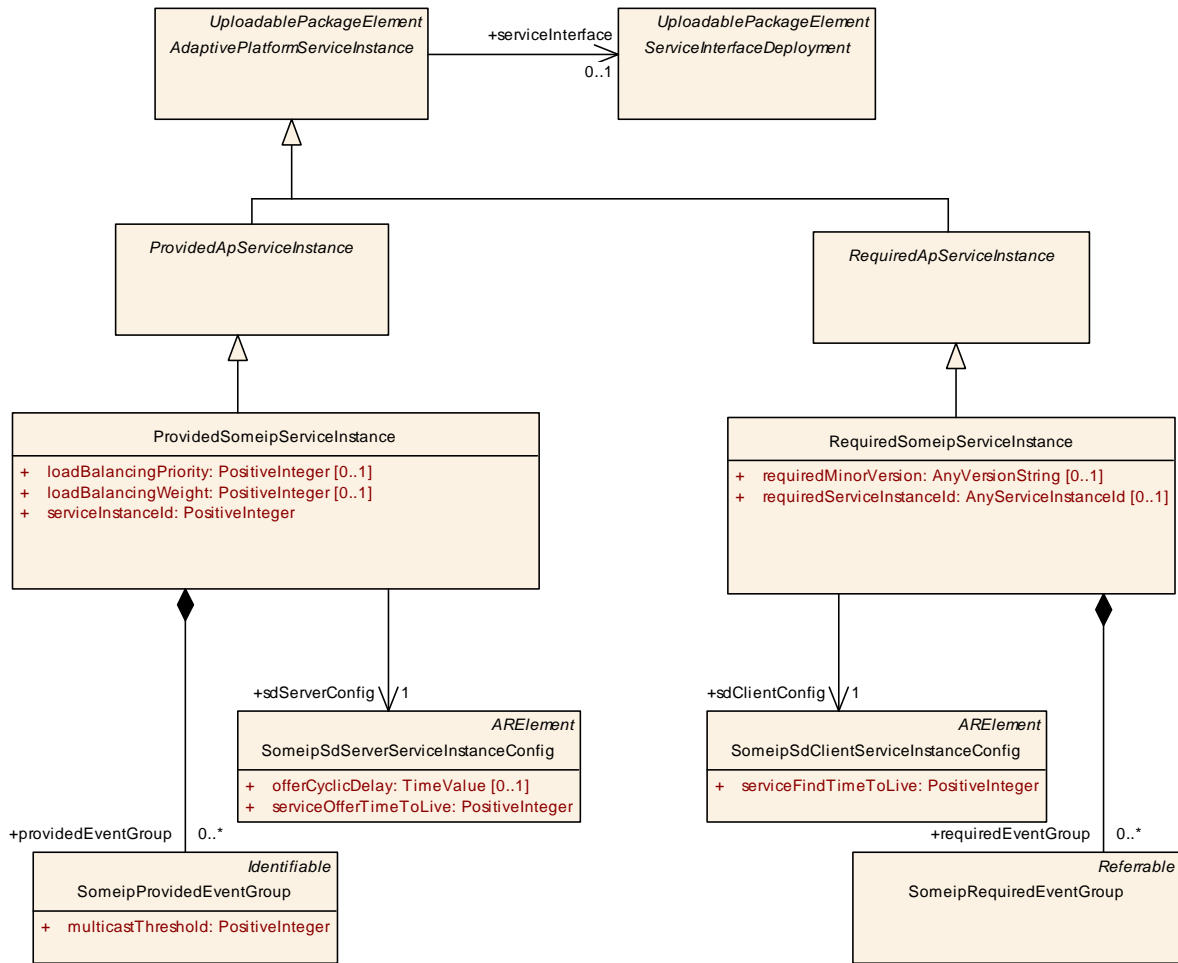


Figure 9.9: SOME/IP Service Instances

Primitive	AnyServiceInstanceid
Package	M2::AUTOSARTemplates::GenericStructure::GeneralTemplateClasses::PrimitiveTypes
Note	This is a positive integer or the literal ANY which can be denoted in decimal, octal and hexadecimal. The value is between 0 and 4294967295. Tags: atp.Status=draft xml.xsd.customType=ANY-SERVICE-INSTANCE-ID xml.xsd.pattern=[1-9][0-9]*[0[xX]][0-9a-fA-F]+ [0-7]*[0[bB]][0-1]+ ANY xml.xsd.type=string

Table 9.26: AnyServiceInstanceid

9.2.1.1 Provided Service Instance

The `ProvidedSomeipServiceInstance` defines the `serviceInstanceId` for the Service Instance of the `SomeipServiceInterfaceDeployment` that is referenced with the `serviceInterface` reference.

It means that the Server on which the `ProvidedSomeipServiceInstance` is deployed offers the Service Instance over SOME/IP with the `serviceInstanceId` and `serviceInterfaceId`.

Class	ProvidedSomeipServiceInstance			
Package	M2::AUTOSARTemplates::AdaptivePlatform::ServiceInstanceManifest::ServiceInstanceDeployment			
Note	<p>This meta-class represents the ability to describe the existence and configuration of a provided service instance in a concrete implementation on top of SOME/IP.</p> <p>Tags: atp.ManifestKind=ServiceInstanceManifest atp.Status=draft atp.recommendedPackage=ServiceInstances</p>			
Base	ARElement , ARObject , AdaptivePlatformServiceInstance , CollectableElement , Identifiable , MultilanguageReferrable , PackageableElement , ProvidedApServiceInstance , Referrable , UploadablePackageElement			
Attribute	Type	Mul.	Kind	Note
capability Record (ordered)	TagWithOptionalValue	*	aggr	<p>A sequence of records to store arbitrary name/value pairs conveying additional information about the named service.</p> <p>Tags: atp.Status=draft</p>
eventProps	SomeipEventProps	*	aggr	<p>Configuration settings for individual events that are provided by the ServiceInstance.</p> <p>Tags: atp.Status=draft</p>
loadBalancing Priority	PositiveInteger	0..1	attr	<p>This attribute is used to specify the priority in the load balancing option of SOME/IP that is added to the Offer Service.</p> <p>When a client searches for all service instances of a service, the client shall choose the service instance with highest priority if one is defined.</p>
loadBalancing Weight	PositiveInteger	0..1	attr	<p>This attribute is used to specify the weight in the load balancing option of SOME/IP that is added to the Offer Service.</p> <p>When a client searches for all service instances of a service, the client shall choose the service instance with highest priority if one is defined. If several service instances exist with the highest priority the service instance shall be chosen based on the weights of the service instances.</p>
method ResponseProps	SomeipMethodProps	*	aggr	<p>Configuration settings for individual methods that are provided by the ServiceInstance.</p> <p>Tags: atp.Status=draft</p>
providedEvent Group	SomeipProvidedEvent Group	*	aggr	<p>List of EventGroups that are provided by the Service Instance.</p> <p>Tags: atp.Status=draft</p>
sdServerConfig	SomeipSdServer ServiceInstanceConfig	1	ref	<p>Server specific configuration settings relevant for the SOME/IP service discovery.</p> <p>Tags: atp.Status=draft</p>
serviceInstance Id	PositiveInteger	1	attr	<p>Identification number that is used by SOME/IP service discovery to identify the instance of the service.</p>

Table 9.27: ProvidedSomeipServiceInstance

[constr_3287]{DRAFT} Mandatory information of a `ProvidedSomeipServiceInstance` [The `ProvidedSomeipServiceInstance` shall always define the `serviceInstanceId`.]()

In addition to the service identification properties a SOME/IP offer message contains so called endpoint options that define how the service instance is reachable by clients.

[TPS_MANI_03168]{DRAFT} Configuration of the SOME/IP load balancing option [The SOME/IP load balancing option is configurable per `ProvidedSomeipServiceInstance` with the two attributes `loadBalancingPriority` and `loadBalancingWeight`.]([RS_MANI_00024](#))

The SOME/IP load balancing option is used to prioritize different `ProvidedSomeipServiceInstances` that point to the same `SomeipServiceInterfaceDeployment`, so that a client chooses the service instance based on these settings. This option is attached to SOME/IP Offer Service entries.

[constr_3415]{DRAFT} Value range of `loadBalancingPriority` [The value of `loadBalancingPriority` shall be in the range of 0..65535.]()

Please note that according to SOME/IP a lower value means higher priority.

[constr_3416]{DRAFT} Value range of `loadBalancingWeight` [The value of `loadBalancingWeight` shall be in the range of 0..65535.]()

Please note that according to SOME/IP a higher value means higher probability to be chosen.

9.2.1.1.1 IP Configuration

In SOME/IP the Offer service entry references IPv4 or IPv6 Endpoint options to indicate to the client where the server accepts the method calls and where the server sends the event messages.

Such an Endpoint contains the IP address of the sender. The IP address configuration is described in this chapter.

[TPS_MANI_03002]{DRAFT} IP configuration for a `ProvidedSomeipServiceInstance` [A `ProvidedSomeipServiceInstance` can be mapped to a `CommunicationConnector` of a `MachineDesign` with the `SomeipServiceInstanceToMachineMapping`.]

With this mapping an assignment of the `ProvidedSomeipServiceInstance` to a unicast IP Address is established since the `EthernetCommunicationConnector` refers to a `NetworkEndpoint` in the role `unicastNetworkEndpoint`.]([RS_MANI_00009](#), [RS_MANI_00024](#))

[TPS_MANI_03003]{DRAFT} `ProvidedSomeipServiceInstance` Fanout [It is allowed to map the same `ProvidedSomeipServiceInstance` to different `CommunicationConnectors` of a `MachineDesign`. In such a case, several `SomeipServiceInstanceToMachineMappings` shall be defined.]

This allows for offering the same `ProvidedSomeipServiceInstance` on different `VLANs` or even on different `CommunicationClusters`. [\]\(RS_MANI_00009, RS_MANI_00024\)](#)

[constr_3538]{DRAFT} Only one `ServiceInstanceToMachineMapping` per technology and `CommunicationConnector` [\[Each `AdaptivePlatformServiceInstance` shall only be referenced up to once by a specific `ServiceInstanceToMachineMapping` subclass in the role `serviceInstance` where the `ServiceInstanceToMachineMapping` refer to the same `CommunicationConnector`. \]\(\)](#)

In other words, it is not allowed to define for the same service instance two `ServiceInstanceToMachineMapping` of the same kind (e.g. `SomeipServiceInstanceToMachineMapping`) which refer to the same `CommunicationConnector`.

[TPS_MANI_03554]{DRAFT} Several `SomeipServiceInstanceToMachineMappings` with equal settings [\[If](#)

- one `SomeipServiceInstanceToMachineMapping` refers to several service instances in the role `serviceInstance`
- several `SomeipServiceInstanceToMachineMappings` with equal settings refer to several service instances in the role `serviceInstance`
- the combination of the two above applies

then for all of the referenced service instances the same network connection (i.e. Ethernet socket) will be used. [\]\(RS_MANI_00009, RS_MANI_00024\)](#)

[TPS_MANI_03555]{DRAFT} Mix of `SomeipServiceInstanceToMachineMapping` and signal-based communication [\[`SomeipServiceInstanceToMachineMapping` defines service instance communication on a specific Ethernet socket and the same socket may also be used for signal-based communication at the same time. \]\(\[RS_MANI_00009\]\(#\), \[RS_MANI_00024\]\(#\)\)](#)

Please note that the signal-based communication is described in section 10.

Via the definition of respective `ISignalTriggering`, `PduTriggering`, and `SocketConnection` for signal-based communication, the same values for Ethernet address and port may be defined as used at the `SomeipServiceInstanceToMachineMapping`.

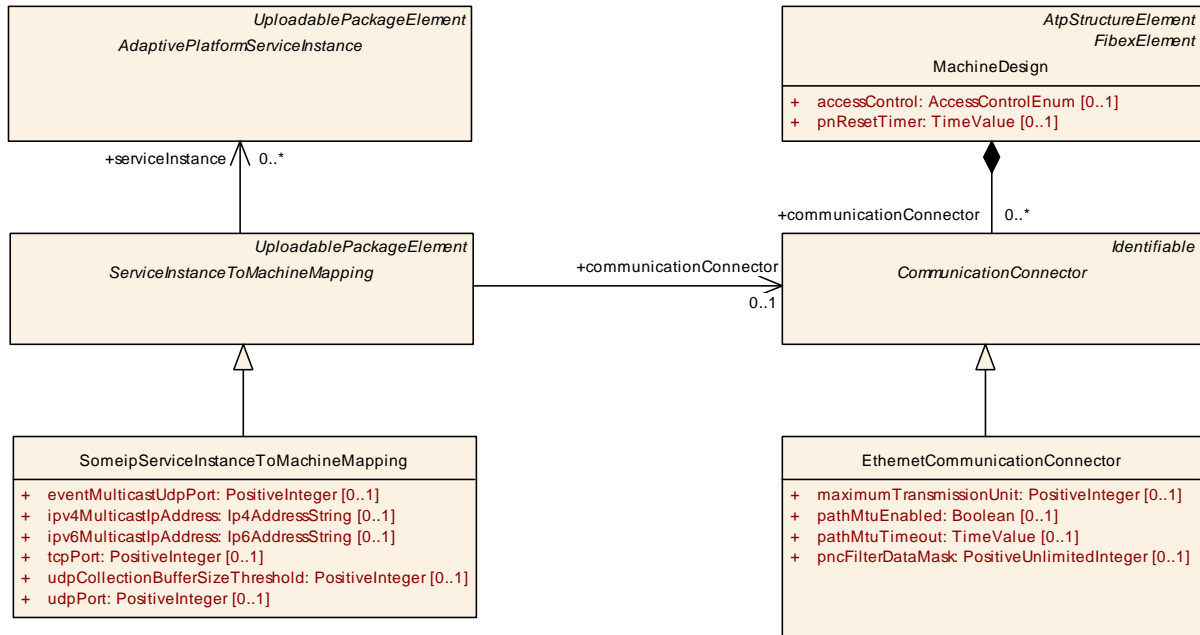


Figure 9.10: **SomeipServiceInstanceToMachineMapping** with TP and IP configuration

Class	«atpVariation» CommunicationCluster (abstract)			
Package	M2::AUTOSARTemplates::SystemTemplate::Fibex::FibexCore::CoreTopology			
Note	<p>The CommunicationCluster is the main element to describe the topological connection of communicating ECUs.</p> <p>A cluster describes the ensemble of ECUs, which are linked by a communication medium of arbitrary topology (bus, star, ring, ...). The nodes within the cluster share the same communication protocol, which may be event-triggered, time-triggered or a combination of both.</p> <p>A CommunicationCluster aggregates one or more physical channels.</p> <p>Tags: vh.latestBindingTime=postBuild</p>			
Base	ARObject, CollectableElement, FibexElement, Identifiable, MultilanguageReferrable, PackageableElement, Referrable			
Subclasses	AbstractCanCluster, EthernetCluster, FlexrayCluster, LinCluster, UserDefinedCluster			
Attribute	Type	Mul.	Kind	Note
baudrate	PositiveUnlimitedInteger	0..1	attr	Channels speed in bits/s.
physical Channel	PhysicalChannel	1..*	aggr	<p>This relationship defines which channel element belongs to which cluster. A channel must be assigned to exactly one cluster, whereas a cluster may have one or more channels.</p> <p>Stereotypes: atpSplittable; atpVariation Tags: atp.Splitkey=shortName, variationPoint.shortLabel vh.latestBindingTime=systemDesignTime</p>
protocolName	String	0..1	attr	The name of the protocol used.
protocolVersion	String	0..1	attr	The version of the protocol used.

Table 9.28: **CommunicationCluster**

Class	CommunicationConnector (abstract)			
Package	M2::AUTOSARTemplates::SystemTemplate::Fibex::FibexCore::CoreTopology			
Note	<p>The connection between the referencing ECU and the referenced channel via the referenced controller. Connectors are used to describe the bus interfaces of the ECUs and to specify the sending/receiving behavior. Each CommunicationConnector has a reference to exactly one communicationController.</p> <p>Note: Several CommunicationConnectors can be assigned to one PhysicalChannel in the scope of one ECU Instance.</p> <p>Tags: atp.ManifestKind=MachineManifest</p>			
Base	ARObject, Identifiable , MultilanguageReferrable , Referrable			
Subclasses	AbstractCanCommunicationConnector, EthernetCommunicationConnector , FlexrayCommunicationConnector, LinCommunicationConnector, UserDefinedCommunicationConnector			
Attribute	Type	Mul.	Kind	Note
-	-	-	-	-

Table 9.29: CommunicationConnector

Class	EthernetCommunicationConnector			
Package	M2::AUTOSARTemplates::SystemTemplate::Fibex::Fibex4Ethernet::EthernetTopology			
Note	<p>Ethernet specific attributes to the CommunicationConnector.</p> <p>Tags: atp.ManifestKind=MachineManifest</p>			
Base	ARObject, CommunicationConnector , Identifiable , MultilanguageReferrable , Referrable			
Attribute	Type	Mul.	Kind	Note
maximum Transmission Unit	PositiveInteger	0..1	attr	This attribute specifies the maximum transmission unit in bytes.
network Endpoint	NetworkEndpoint	*	ref	NetworkEndpoints
pathMtu Enabled	Boolean	0..1	attr	If enabled the IPv4/IPv6 processes incoming ICMP "Packet Too Big" messages and stores a MTU value for each destination address.
pathMtuTimeout	TimeValue	0..1	attr	If this value is >0 the IPv4/IPv6 will reset the MTU value stored for each destination after n seconds.
pncFilterData Mask	PositiveUnlimitedInteger	0..1	attr	Bit mask for Ethernet Payload used to configure the Ethernet Transceiver for partial network wakeup.
unicastNetwork Endpoint	NetworkEndpoint	0..1	ref	Network Endpoint that defines the IPAddress of the machine. Tags: atp.Status=draft

Table 9.30: EthernetCommunicationConnector

[constr_3288]{DRAFT} IP configuration restriction for [unicastNetworkEndpoints](#) [A [NetworkEndpoint](#) that is referenced by a [EthernetCommunicationConnector](#) in the role [unicastNetworkEndpoint](#) shall have either

- [Ipv4Configuration](#) or
- [Ipv6Configuration](#)

as [networkEndpointAddress](#) that is defined in the unicast IP range according to the rules defined in [TPS_MANI_03005] and [TPS_MANI_03006].]()

In SOME/IP, a server that offers a [ProvidedSomeipServiceInstance](#) is able to send events and notification events to an IP-Multicast address.

To indicate to the client to which Multicast IP address the event messages are sent the Subscribe Eventgroup Acknowledgement entry contains a reference an IPv4 Multicast Option and/or and IPv6 Multicast Option.

[TPS_MANI_03004]{DRAFT} IPv4 Multicast event destination address [Meta-class [SomeipServiceInstanceToMachineMapping](#) defines the multicast IPv4 address to which the `events` and notification events are sent with the attribute `ipv4MulticastIpAddress`.]([RS_MANI_00009](#), [RS_MANI_00024](#))

[TPS_MANI_03061]{DRAFT} IPv6 Multicast event destination address [Meta-class [SomeipServiceInstanceToMachineMapping](#) defines the multicast IPv6 address to which the `events` and notification events are sent with the attribute `ipv6MulticastIpAddress`.]([RS_MANI_00009](#), [RS_MANI_00024](#))

[TPS_MANI_03005]{DRAFT} IPv4 Multicast address range [The IPv4 addresses reserved for multicast communication are in the range 224.0.0.0 through 239.255.255.255. Addresses between 0.0.0.0 and 223.255.255.255 are reserved for unicast communication.]()

[TPS_MANI_03006]{DRAFT} IPv6 Multicast address range [IPv6 multicast addresses are distinguished from unicast addresses by the value of the high-order octet of the addresses: a value of 0xFF (binary 11111111) identifies an address as an address reserved for multicast communication; any other value identifies an address as a unicast address.]()

Class	<i>NetworkEndpointAddress</i> (abstract)			
Package	M2::AUTOSARTemplates::SystemTemplate::Fibex::Fibex4Ethernet::EthernetTopology			
Note	To build a valid network endpoint address there has to be either one MAC multicast group reference or an ipv4 configuration or an ipv6 configuration. Tags: atp.ManifestKind=MachineManifest			
Base	<i>ARObject</i>			
Subclasses	Ipv4Configuration , Ipv6Configuration , MacMulticastConfiguration			
Attribute	Type	Mul.	Kind	Note
—	—	—	—	—

Table 9.31: NetworkEndpointAddress

9.2.1.1.2 TP Configuration

The IPv4 or IPv6 Endpoint option that is referenced in the SOME/IP Offer message contains besides the IP address the transport layer protocol (e.g. UDP or TCP), and the port number of the sender.

With the [SomeipServiceInstanceToMachineMapping](#) the Transport Layer configuration attributes are assigned to the [ProvidedSomeipServiceInstance](#).

The same element contains the Transport Layer configuration attributes for the IPv4/IPv6 Multicast Option that may be used in the SOME/IP `SubscribeEventGroupAck` message.

[TPS_MANI_03007]{DRAFT} Udp Transport Protocol Configuration for `ProvidedSomeipServiceInstance` [The attribute `SomeipServiceInstanceToMachineMapping.udpPort` defines the Transport Protocol for a UDP communication.

This setting is used in an IPv4 or IPv6 Endpoint Option that is referenced by an `OfferService` entry.]([RS_MANI_00009](#), [RS_MANI_00024](#))

[TPS_MANI_03008]{DRAFT} Tcp Transport Protocol Configuration for `ProvidedSomeipServiceInstance` [The attribute `SomeipServiceInstanceToMachineMapping.tcpPort` defines the Transport Protocol for a TCP communication.

This setting is used in an IPv4 or IPv6 Endpoint Option that is referenced by an `OfferService` entry.]([RS_MANI_00009](#), [RS_MANI_00024](#))

[TPS_MANI_03009]{DRAFT} Tcp and Udp Transport Protocol Configuration for `ProvidedSomeipServiceInstance` [It is allowed to set `tcpPort` and `udpPort` in the same `SomeipServiceInstanceToMachineMapping`.

Such a setting shall be used to indicate that one UDP endpoint and one TCP endpoint are referenced in the `OfferService` entry. It means that the Server provides the `ProvidedSomeipServiceInstance` over both Transport Protocols.]([RS_MANI_00009](#), [RS_MANI_00024](#))

If a `Tcp` and `Udp` Transport Protocol Configuration is defined for a `ProvidedSomeipServiceInstance` as described in [\[TPS_MANI_03009\]](#) then the `SOME/IP ServiceInterfaceDeployment` settings decide which content of the `ProvidedSomeipServiceInstance` is transported over `udp` and which content is transported over `tcp`.

This is described in [\[TPS_MANI_03050\]](#) and [\[TPS_MANI_03051\]](#).

[TPS_MANI_03010]{DRAFT} Udp Transport Protocol Configuration in case of IP-Multicast [The `SomeipServiceInstanceToMachineMapping.eventMulticastUdpPort` defines the Transport Protocol Port Number for a UDP event communication in case IP-Multicast is used.

This setting is used in an IPv4 or IPv6 Multicast Option that is referenced by a `SubscribeEventGroupAck Service` entry.]([RS_MANI_00009](#), [RS_MANI_00024](#))

[constr_3290]{DRAFT} Transport Protocol attributes defined for a `ProvidedSomeipServiceInstance` [Each `SomeipServiceInstanceToMachineMapping` that is defined for a `ProvidedSomeipServiceInstance` shall define either

- a `udpPort` or
- a `tcpPort` or
- a `udpPort` and a `tcpPort`.

]()

[TPS_MANI_03157]{DRAFT} **Enabling of data collection for upd data transmission** [The setting of the attribute `SomeipServiceInstanceToMachineMapping.udpCollectionBufferSizeThreshold` to a value enables the data collection for data transmission over the `udpPort` and `unicastNetworkEndpoint` defined on the `EthernetCommunicationConnector` that is referenced by the `SomeipServiceInstanceToMachineMapping`. In this case all event and method messages that are configured for data collection will be collected in the buffer until a transmission trigger arrives and the data transmission starts.](RS_MANI_00024)

For configuration of transmission triggers please see [TPS_MANI_03158] and [TPS_MANI_03159].

9.2.1.1.3 Service Discovery Server Configuration

The multicast messages of the SOME/IP Service Discovery come with the risk of overflowing `Machines` with too many messages. Therefore, the Service Discovery can be configured with a suitable message sending behavior.

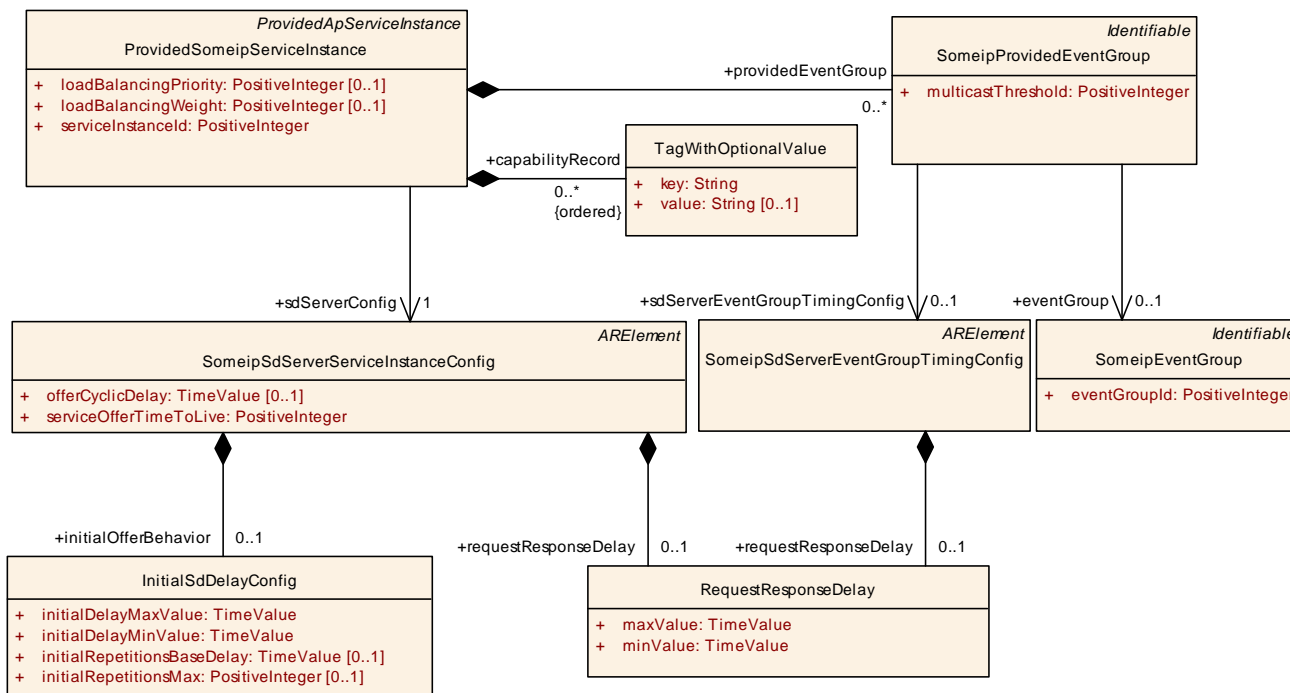


Figure 9.11: SOME/IP Service Discovery Server configuration settings

For every `ProvidedSomeipServiceInstance` on a Server different phases are existing:

- Down
- Available
 - Initial Wait Phase

- Repetition Phase
- Main Phase

[TPS_MANI_03011]{DRAFT} **Server Timing configuration for a [Provided-SomeipServiceInstance](#)** [The Server Timing is configurable with [SomeipSdServerServiceInstanceConfig](#) that is referenced in the role [sdServerConfig](#) by the [ProvidedSomeipServiceInstance](#) for which the Timing is valid.] ([RS_MANI_00024](#))

Class	SomeipSdServerServiceInstanceConfig			
Package	M2::AUTOSARTemplates::AdaptivePlatform::ServiceInstanceManifest::ServiceInstanceDeployment			
Note	Server specific settings that are relevant for the configuration of SOME/IP Service-Discovery. Tags: atp.ManifestKind=ServiceInstanceManifest atp.Status=draft atp.recommendedPackage=SomeipSdTimingConfigs			
Base	ARElement , ARObject , CollectableElement , Identifiable , MultilanguageReferrable , PackageableElement , Referrable			
Attribute	Type	Mul.	Kind	Note
initialOfferBehavior	InitialSdDelayConfig	0..1	aggr	Controls offer behavior of the server. Tags: atp.Status=draft
offerCyclicDelay	TimeValue	0..1	attr	Optional attribute to define cyclic offers. Cyclic offer is active, if the delay is set (in seconds).
requestResponseDelay	RequestResponseDelay	0..1	aggr	Maximum/Minimum allowable response delay to entries received by multicast in seconds. The Service Discovery shall delay answers to entries that were transported in a multicast SOME/IP-SD message (e.g. FindService). Tags: atp.Status=draft
serviceOfferTimeToLive	PositiveInteger	1	attr	Defines the time in seconds the service offer is valid.

Table 9.32: SomeipSdServerServiceInstanceConfig

[TPS_MANI_03012]{DRAFT} **Initial Wait Phase configuration for a [Provided-SomeipServiceInstance](#)** [The Initial Wait Phase for a [ProvidedSomeipServiceInstance](#) is configured with the [initialOfferBehavior](#) and the two attributes [initialDelayMinValue](#) and [initialDelayMaxValue](#).]

When a calculated random timer based on these min and max values expires the first [OfferService](#) entry will be sent out.] ([RS_MANI_00024](#))

When the calculated random timer expires the Repetition Phase will be entered.

[TPS_MANI_03013]{DRAFT} **Repetition Wait Phase configuration for a [Provided-SomeipServiceInstance](#)** [The Repetition Wait Phase for a [Provided-SomeipServiceInstance](#) is configured with the [initialOfferBehavior](#) and the two attributes [initialRepetitionsMax](#) and [initialRepetitionsBaseDelay](#).] ([RS_MANI_00024](#))

If the Repetition Phase is entered the Service Discovery waits for the [initialRepetitionsBaseDelay](#) and then sends an [OfferService](#) entry. If the amount of sent

OfferService entries reaches `initialRepetitionsMax` the Main Phase will be entered.

[TPS_MANI_03014]{DRAFT} Main Phase configuration for a Provided-SomeipServiceInstance [The Main Phase for a `ProvidedSomeipServiceInstance` is configured with the `offerCyclicDelay` attribute of `SomeipSdServerServiceInstanceConfig`.

The OfferService entry will be sent cyclically with an interval that is defined by the value of attribute `offerCyclicDelay`.] ([RS_MANI_00024](#))

Class	InitialSdDelayConfig			
Package	M2::AUTOSARTemplates::SystemTemplate::Fibex::Fibex4Ethernet::EthernetTopology			
Note	This element is used to configure the offer behavior of the server and the find behavior on the client. Tags: atp.ManifestKind=ServiceInstanceManifest			
Base	ARObject			
Attribute	Type	Mul.	Kind	Note
initialDelayMax Value	TimeValue	1	attr	Max Value in seconds to delay randomly the first offer (if aggregated in role <code>initialOfferBehavior</code> by <code>SomeipSdServerServiceInstanceConfig</code>) or the transmission of a find message (if aggregated in role <code>initialFindBehavior</code> by <code>SomeipSdClientServiceInstanceConfig</code>).
initialDelayMin Value	TimeValue	1	attr	Min Value in seconds to delay randomly the first offer (if aggregated in role <code>initialOfferBehavior</code> by <code>SomeipSdServerServiceInstanceConfig</code>) or the transmission of a find message (if aggregated in role <code>initialFindBehavior</code> by <code>SomeipSdClientServiceInstanceConfig</code>).
initial Repetitions BaseDelay	TimeValue	0..1	attr	The base delay for offer repetitions (if aggregated in role <code>initialOfferBehavior</code> by <code>SomeipSdServerServiceInstanceConfig</code>) or find repetitions (if aggregated in role <code>initialFindBehavior</code> by <code>SomeipSdClientServiceInstanceConfig</code>). Successive find messages have an exponential back off delay.
initial RepetitionsMax	PositiveInteger	0..1	attr	Describes the maximum amount of offer repetitions (if aggregated in role <code>initialOfferBehavior</code> by <code>SomeipSdServerServiceInstanceConfig</code>) or the maximum amount of find repetitions (if aggregated in role <code>initialFindBehavior</code> by <code>SomeipSdClientServiceInstanceConfig</code>).

Table 9.33: InitialSdDelayConfig

[TPS_MANI_03015]{DRAFT} TTL for Offer Service Entries [The lifetime of a `ProvidedSomeipServiceInstance` is configurable with the `serviceOfferTimeToLive` attribute of `SomeipSdServerServiceInstanceConfig`.

If the time that is configured by `serviceOfferTimeToLive` expires the `Provided-SomeipServiceInstance` is no longer offered.] ([RS_MANI_00024](#))

[TPS_MANI_03016]{DRAFT} Servers RequestResponseDelay for received FindService entries [The Server will delay the OfferService answer to a received multicast FindService entry by the configured `SomeipSdServerServiceInstanceConfig.requestResponseDelay`.

The actual delay will be randomly chosen between the `maxValue` and `minValue`.] ([RS_MANI_00024](#))

Class	RequestResponseDelay			
Package	M2::AUTOSARTemplates::SystemTemplate::Fibex::Fibex4Ethernet::EthernetTopology			
Note	Time to wait before answering the query. Tags: atp.ManifestKind=ServiceInstanceManifest			
Base	ARObject			
Attribute	Type	Mul.	Kind	Note
maxValue	TimeValue	1	attr	Maximum allowable response delay to entries received by multicast in seconds.
minValue	TimeValue	1	attr	Minimum allowable response delay to entries received by multicast in seconds.

Table 9.34: RequestResponseDelay

Figure 9.12 shows an example of the different SOME/IP phases on the Server side.

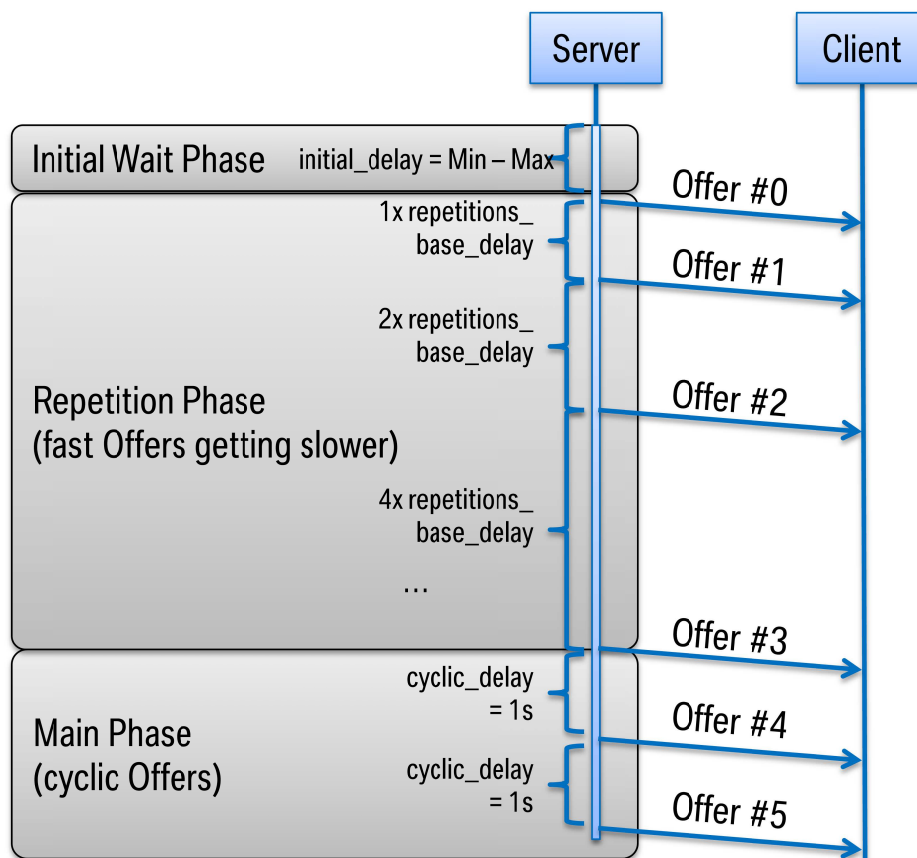


Figure 9.12: SOME/IP Server Timing example

SOME/IP allows for the specification of additional information about the `Provided-SomeipServiceInstance` with the Capability Record that allows to transport arbitrary configuration strings (key/value pairs). This allows to encode additional information like the name of a service or its configuration.

[TPS_MANI_03017]{DRAFT} Server Capability Records [A Capability Record (key/value pair) on the Server side is configurable with the `capabilityRecord` and the two attributes `key` and `value`.]([RS_MANI_00024](#))

Class	TagWithOptionalValue			
Package	M2::AUTOSARTemplates::GenericStructure::GeneralTemplateClasses::TagWithOptionalValue			
Note	A tagged value is a combination of a tag (key) and a value that gives supplementary information that is attached to a model element. Please note that keys without a value are allowed. Tags: atp.ManifestKind=ServiceInstanceManifest			
Base	ARObject			
Attribute	Type	Mul.	Kind	Note
key	String	1	attr	Defines a key.
value	String	0..1	attr	Defines the corresponding value.

Table 9.35: TagWithOptionalValue

9.2.1.1.4 Provided Event Group

The [ProvidedSomeipServiceInstance](#) aggregates a [SomeipProvidedEventGroup](#) in the role [providedEventGroup](#) that allows to define service instance specific configuration settings for a [SomeipEventGroup](#).

Class	SomeipProvidedEventGroup			
Package	M2::AUTOSARTemplates::AdaptivePlatform::ServiceInstanceManifest::ServiceInstanceDeployment			
Note	The meta-class represents the ability to configure ServiceInstance related communication settings on the provided side for each EventGroup separately. Tags: atp.ManifestKind=ServiceInstanceManifest atp.Status=draft			
Base	ARObject, Identifiable , MultilanguageReferrable , Referrable			
Attribute	Type	Mul.	Kind	Note
eventGroup	SomeipEventGroup	0..1	ref	Reference to the SomeipEventGroup in the System Manifest for which the ServiceInstance related Event Group settings are valid. Tags: atp.Status=draft
multicast Threshold	PositiveInteger	1	attr	Specifies the number of subscribed clients that trigger the server to change the transmission of events to multicast. Example: If configured to 0 only unicast will be used. If configured to 1 the first client will be already served by multicast. If configured to 2 the first client will be server with unicast and as soon as the 2nd client arrives both will be served by multicast. This does not influence the handling of initial events, which are served using unicast only.
sdServerEvent GroupTiming Config	SomeipSdServerEvent GroupTimingConfig	0..1	ref	Server Timing configuration settings that are EventGroup specific. Tags: atp.Status=draft

Table 9.36: SomeipProvidedEventGroup

[TPS_MANI_03018]{DRAFT} Usage of [SomeipProvidedEventGroup.multicastThreshold](#) [The switching between IP-Unicast and IP-Multicast is guided by the server with the [SomeipProvidedEventGroup.multicastThreshold](#) attribute and by the number of subscribed clients to the [SomeipProvidedEventGroup](#).

The Server will change the transmission of events to Multicast if the `multicastThreshold` of the corresponding `SomeipProvidedEventGroup` is reached by the number of subscribed clients. If the number of subscribed clients is smaller than the configured `multicastThreshold`, the transmission of events takes place via unicast communication.]([RS_MANI_00024](#))

The following example shows the effect of the `multicastThreshold` in relation to the number of subscribed clients to the transmission of the SOME/IP event to the unicast or multicast destination address:

- If `multicastThreshold` is configured to 0 only the unicast IP address and the port will be used as destination address.
- If `multicastThreshold` is configured to 1 the first client will be served by multicast.
- If `multicastThreshold` is configured to 2 the first client will be served with unicast and as soon as the second client arrives both will be served by multicast, etc.

[TPS_MANI_03020]{DRAFT} Servers `RequestResponseDelay` for received `SubscribeEventGroup` entries | The Server will delay the `SubscribeEventGroupAck` answer to a received `SubscribeEventGroup` message that was triggered by a multicast `ServiceOffer` by the configured `SomeipSdClientEventGroupTimingConfig.requestResponseDelay`.

The actual delay will be randomly chosen between the `maxValue` and `minValue`.]([RS_MANI_00024](#))

Class	SomeipSdServerEventGroupTimingConfig			
Package	M2::AUTOSARTemplates::AdaptivePlatform::ServiceInstanceManifest::ServiceInstanceDeployment			
Note	EventGroup specific timing configuration settings. Tags: atp.ManifestKind=ServiceInstanceManifest atp.Status=draft atp.recommendedPackage=SomeipSdTimingConfigs			
Base	ARElement , ARObject , CollectableElement , Identifiable , MultilanguageReferrable , PackageableElement , Referrable			
Attribute	Type	Mul.	Kind	Note
requestResponseDelay	RequestResponseDelay	0..1	aggr	The Service Discovery shall delay answers to unicast messages triggered by multicast messages (e.g. Subscribe Eventgroup after Offer Service). Tags: atp.Status=draft

Table 9.37: SomeipSdServerEventGroupTimingConfig

9.2.1.1.5 **ProvidedSomeipServiceInstance** related event and method properties

[TPS_MANI_03154]{DRAFT} **ProvidedSomeipServiceInstance** related configuration settings for **events** [The class `SomeipEventProps` that is aggregated by the `ProvidedSomeipServiceInstance` in the role `eventProps` allows to specify `ProvidedSomeipServiceInstance` related configuration settings for `events` that are defined in the `SomeipServiceInterfaceDeployment` referenced by the `ProvidedSomeipServiceInstance` in the role `serviceInterface`.] (*RS_MANI_00024*)

[TPS_MANI_03155]{DRAFT} **ProvidedSomeipServiceInstance** related configuration settings for **methods** [The class `SomeipMethodProps` that is aggregated by the `ProvidedSomeipServiceInstance` in the role `methodResponseProps` allows to specify `ProvidedSomeipServiceInstance` related configuration settings for a `method` response message. The `method` is defined in the `SomeipServiceInterfaceDeployment` referenced by the `ProvidedSomeipServiceInstance` in the role `serviceInterface`.] (*RS_MANI_00024*)

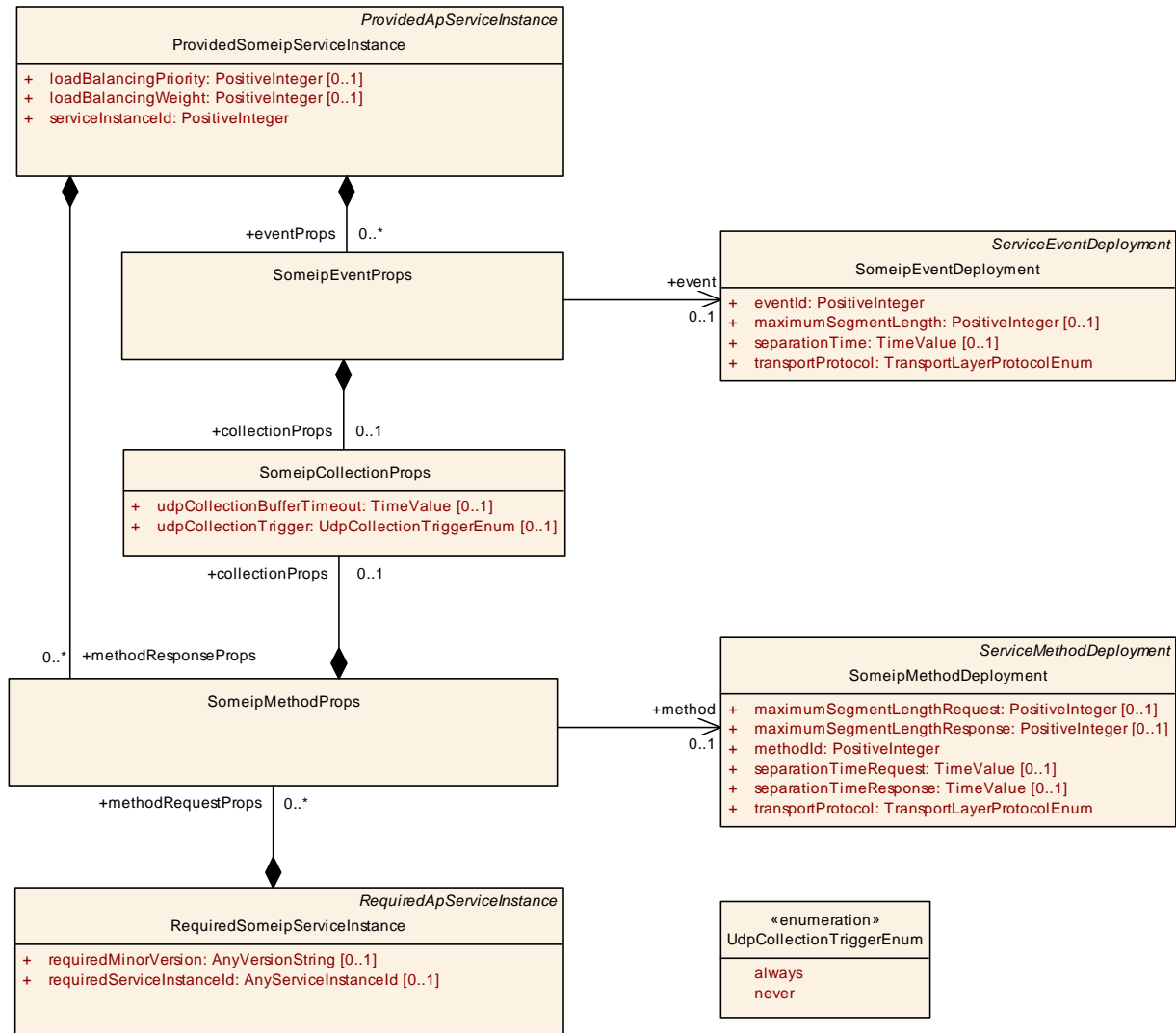


Figure 9.13: **ProvidedSomeipServiceInstance** related event and method properties

Class	SomeipEventProps			
Package	M2::AUTOSARTemplates::AdaptivePlatform::ServiceInstanceManifest::ServiceInstanceDeployment			
Note	This meta-class allows to set configuration options for an event in the provided service instance. Tags: atp.ManifestKind=ServiceInstanceManifest atp.Status=draft			
Base	ARObject			
Attribute	Type	Mul.	Kind	Note
collectionProps	SomeipCollectionProps	0..1	aggr	Collection of timing attributes configurable for an event that is provided by a Service Instance. Tags: atp.Status=draft





Class	SomeipEventProps			
event	SomeipEventDeployment	0..1	ref	Reference to the event for which the SomeipEventProps are applicable. Tags: atp.Status=draft

Table 9.38: SomeipEventProps

Class	SomeipMethodProps			
Package	M2::AUTOSARTemplates::AdaptivePlatform::ServiceInstanceManifest::ServiceInstanceDeployment			
Note	This meta-class allows to set configuration options for a method in the service instance. Tags: atp.ManifestKind=ServiceInstanceManifest atp.Status=draft			
Base	ARObject			
Attribute	Type	Mul.	Kind	Note
collectionProps	SomeipCollectionProps	0..1	aggr	Collection of timing attributes configurable for a method that is provided or requested by a Service Instance. Tags: atp.Status=draft
method	SomeipMethodDeployment	0..1	ref	Reference to the method for which the SomeipMethod Props are applicable. Tags: atp.Status=draft

Table 9.39: SomeipMethodProps

Class	SomeipCollectionProps			
Package	M2::AUTOSARTemplates::AdaptivePlatform::ServiceInstanceManifest::ServiceInstanceDeployment			
Note	Collection of attributes that are configurable for an event that is provided by a ServiceInstance or for a method that is provided or requested by a ServiceInstance. Tags: atp.ManifestKind=ServiceInstanceManifest atp.Status=draft			
Base	ARObject			
Attribute	Type	Mul.	Kind	Note
udpCollectionBufferTimeout	TimeValue	0..1	attr	Maximum time, an outgoing message (event, method call or method response) may be delayed, due to data collection.
udpCollectionTrigger	UdpCollectionTriggerEnum	0..1	attr	Defines whether the ServiceInterface element (event or method) contributes to the triggering of the udp data transmission if data collection is enabled.

Table 9.40: SomeipCollectionProps

Enumeration	UdpCollectionTriggerEnum			
Package	M2::AUTOSARTemplates::AdaptivePlatform::ServiceInstanceManifest::ServiceInstanceDeployment			
Note	Defines whether the ServiceInterface element (event or method) contributes to the triggering of the udp data transmission if data collection is enabled. Tags: atp.Status=draft			
Literal	Description			





Enumeration	UdpCollectionTriggerEnum
always	ServiceInterface element will trigger the transmission of the data. Tags: atp.EnumerationValue=0
never	ServiceInterface element will be buffered and will not trigger the transmission of the data. Tags: atp.EnumerationValue=1

Table 9.41: UdpCollectionTriggerEnum

[TPS_MANI_03158]{DRAFT} **Configuration of a data collection on a [Provided-ServiceInstance](#) for transmission over udp** [The attributes [udpCollection-BufferTimeout](#) and [udpCollectionTrigger](#) support the configuration of a data collection of several messages for transmission over udp. In the [ProvidedService-Instance](#) all [method](#) responses and [events](#) for which the [udpCollectionTrigger](#) is set to [never](#) will be collected in a buffer until a trigger arrives that starts the data transmission.

The following trigger options are supported:

- a message needs to be transmitted for which the [udpCollectionTrigger](#) is set to [always](#).
- the [udpCollectionBufferTimeout](#) is reached for a message.
- the buffer size defined by the attribute [udpCollectionBufferSizeThreshold](#) is reached.

]([RS_MANI_00024](#))

9.2.1.2 Required Service Instance

[TPS_MANI_03059]{DRAFT} **[RequiredSomeipServiceInstance.required-ServiceInstanceId](#)** [The [RequiredSomeipServiceInstance](#) defines the [requiredServiceInstanceId](#) of a [SomeipServiceInterfaceDeployment](#) that the client searches.

The client may search for a specific [requiredServiceInstanceId](#) or for ANY [requiredServiceInstanceId](#) of the [serviceInterface](#).]([RS_MANI_00024](#))

Class	RequiredSomeipServiceInstance
Package	M2::AUTOSARTemplates::AdaptivePlatform::ServiceInstanceManifest::ServiceInstanceDeployment
Note	This meta-class represents the ability to describe the existence and configuration of a required service instance in a concrete implementation on top of SOME/IP. Tags: atp.ManifestKind=ServiceInstanceManifest atp.Status=draft atp.recommendedPackage=ServiceInstances





Class	RequiredSomeipServiceInstance			
Base	ARElement , ARObject , AdaptivePlatformServiceInstance , CollectableElement , Identifiable , MultilanguageReferrable , PackageableElement , Referrable , RequiredApServiceInstance , UploadablePackageElement			
Attribute	Type	Mul.	Kind	Note
capability Record (ordered)	TagWithOptionalValue	*	aggr	A sequence of records to store arbitrary name/value pairs conveying additional information about the named service. Tags: atp.Status=draft
methodRequest Props	SomeipMethodProps	*	aggr	Configuration settings for individual methods that are requested by the ServiceInstance. Tags: atp.Status=draft
requiredEvent Group	SomeipRequiredEvent Group	*	aggr	List of EventGroups that are used by the RequiredService Instance. Tags: atp.Status=draft
requiredMinor Version	AnyVersionString	0..1	attr	This attribute is used to configure for which minor version of the Someip ServiceInterface the Service Discovery will search. Value can be set to a number that represents the Minor Version of the searched service or to ANY.
requiredService InstanceId	AnyServiceInstanceId	0..1	attr	This attribute represents the ability to describe the required service instance ID.
sdClientConfig	SomeipSdClientService InstanceConfig	1	ref	Client specific configuration settings relevant for the SOME/IP service discovery. Tags: atp.Status=draft

Table 9.42: RequiredSomeipServiceInstance

[TPS_MANI_03021]{DRAFT} Requirements on the searched minor version from the client's point of view [The meta-class [RequiredSomeipServiceInstance](#) is able to make further specifications regarding the version of the service from the client's point of view.

For this purpose, the attribute [RequiredSomeipServiceInstance.requiredMinorVersion](#) exists and provides the ability to define the required minor version ([SomeipServiceInterfaceVersion.minorVersion](#)).]([RS_MANI_00024](#))

Please note that the major version that the client searches for is already defined by the [SomeipServiceInterfaceVersion.majorVersion](#) in the [SomeipServiceInterfaceDeployment](#). It is therefore not possible to search for ANY major version, so the client looks always for a specific major version.

The minor version that may be defined by [SomeipServiceInterfaceVersion.minorVersion](#) in the [SomeipServiceInterfaceDeployment](#) is irrelevant for the client and the service search and shall be ignored.

9.2.1.2.1 IP Configuration

In SOME/IP, the `SubscribeEventGroup` entry references IPv4 or IPv6 Endpoint options to indicate to the server where the client wants to receive the events of the `SomeipEventGroup`. Such an Endpoint contains the IP address of the client.

[TPS_MANI_03022]{DRAFT} Context of `RequiredSomeipServiceInstance` [A `RequiredSomeipServiceInstance` can be mapped to a `CommunicationConnector` of a `MachineDesign` with the `SomeipServiceInstanceToMachineMapping`.

With this mapping an assignment of the `RequiredSomeipServiceInstance` to a unicast IP Address is established since the `EthernetCommunicationConnector` refers to a `NetworkEndpoint` in the role `unicastNetworkEndpoint`. The `unicastNetworkEndpoint` defines the local IP address of the client.]
(*RS_MANI_00009, RS_MANI_00024*)

[constr_3411]{DRAFT} `eventMulticastUdpPort`, `ipv4MulticastIpAddress` and `ipv6MulticastIpAddress` not relevant for `RequiredSomeipServiceInstances` [The attributes `eventMulticastUdpPort`, `ipv4MulticastIpAddress` and `ipv6MulticastIpAddress` are not relevant for a `ServiceInstanceToMachineMapping` that maps a `RequiredSomeipServiceInstance` to a `CommunicationConnector` of a `MachineDesign`.]()

The reason for [constr_3411] is that the Server informs the client in the `SubscribeEventGroup Acknowledgement` entry to which Multicast IP address the event messages will be send. There is no reason to configure the IPv4 Multicast Option or IPv6 Multicast Option on the client side.

9.2.1.2.2 TP Configuration

The IPv4 or IPv6 Endpoint option that is referenced in the SOME/IP `SubscribeEventGroup` message contains besides the IP address the transport layer protocol (e.g. UDP or TCP), and the port number of the client.

With the `SomeipServiceInstanceToMachineMapping` the Transport Layer configuration attributes are assigned to the `RequiredSomeipServiceInstance`.

The Transport Layer (TCP/UDP) configuration attributes for the `SubscribeEventGroup` entry are directly available in the `SomeipServiceInstanceToMachineMapping` element.

The `SomeipServiceInstanceToMachineMapping` defines also the source-port where the client sends the method call messages to the server and the destination-port where the client receives the method responses from the server.

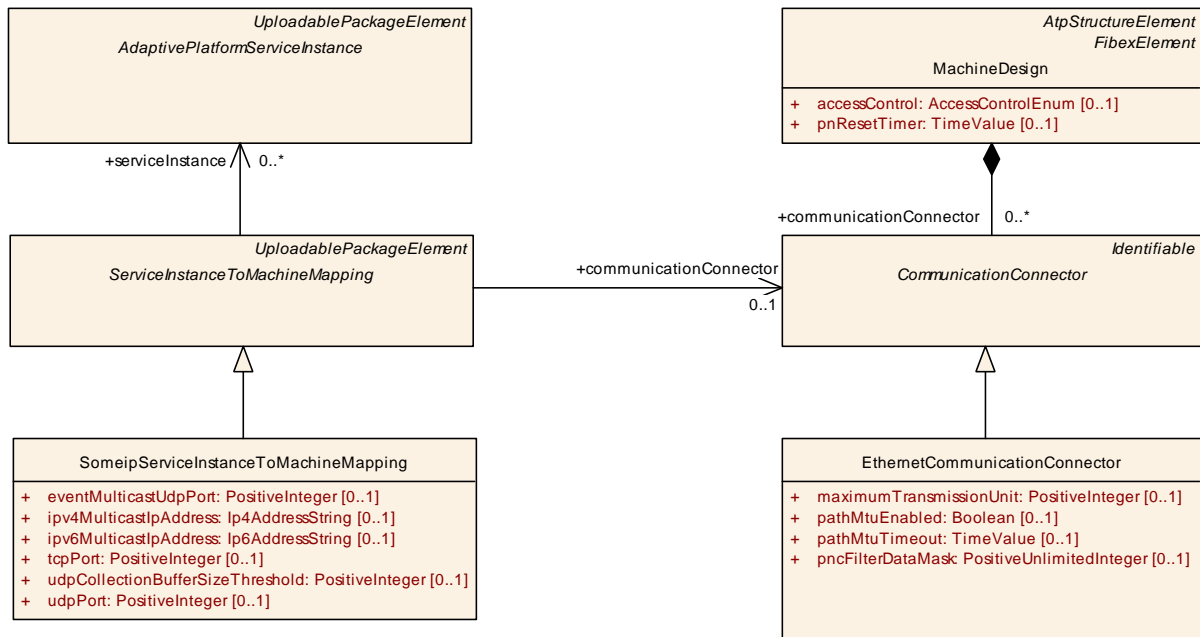


Figure 9.14: `SomeipServiceInstanceToMachineMapping` with TP and IP configuration

[TPS_MANI_03023]{DRAFT} **Udp Transport Protocol Configuration for RequiredSomeipServiceInstance** [The `SomeipServiceInstanceToMachineMapping.udpPort` defines the Transport Protocol for a UDP communication in case that the server provides `ServiceInterface` content over UDP and the client wants to use it.]([RS_MANI_00009](#), [RS_MANI_00024](#))

[TPS_MANI_03024]{DRAFT} **Tcp Transport Protocol Configuration for RequiredSomeipServiceInstance** [The `SomeipServiceInstanceToMachineMapping.tcpPort` defines the Transport Protocol for a TCP communication in case that the server provides `ServiceInterface` content over TCP and the client wants to use it.]([RS_MANI_00009](#), [RS_MANI_00024](#))

[TPS_MANI_03049]{DRAFT} **Tcp and Udp Transport Protocol Configuration for RequiredSomeipServiceInstance** [It is allowed to set `tcpPort` and `udpPort` in the same `SomeipServiceInstanceToMachineMapping`. Such a setting shall be used in case that the server provides `ServiceInterface` content over Udp and Tcp and the client wants to use it.]([RS_MANI_00009](#), [RS_MANI_00024](#))

[constr_3296]{DRAFT} **Transport Protocol attributes defined for a RequiredSomeipServiceInstance** [Each `SomeipServiceInstanceToMachineMapping` that is defined for a `RequiredSomeipServiceInstance` shall define either

- a `udpPort` or
- a `tcpPort` or
- a `udpPort` and a `tcpPort`.

]()

If a `Tcp` and `Udp` Transport Protocol Configuration is defined for a `RequiredSomeipServiceInstance` as described in [TPS_MANI_03049] then the `SOME/IP ServiceInterfaceDeployment` settings decide which content of the `ProvidedSomeipServiceInstance` is transported over `udp` and which content is transported over `tcp`. This is described in [TPS_MANI_03050] and [TPS_MANI_03051].

9.2.1.2.3 Service Discovery Client Configuration

Service Discovery phases on the Client side allow minimizing the number of Service Discovery messages and allow a fast synchronization upon ECU start.

For every `RequiredSomeipServiceInstance` on a Client different phases are existing:

- Down
- Requested
 - Initial Wait Phase
 - Repetition Phase
 - Main Phase

[TPS_MANI_03025]{DRAFT} **Client Timing configuration for a `RequiredSomeipServiceInstance`** [The Client Timing is configurable with `SomeipSdClientServiceInstanceConfig` that is referenced in the role `sdClientConfig` by the `RequiredSomeipServiceInstance` for which the Timing is valid.] (*RS_MANI_00024*)

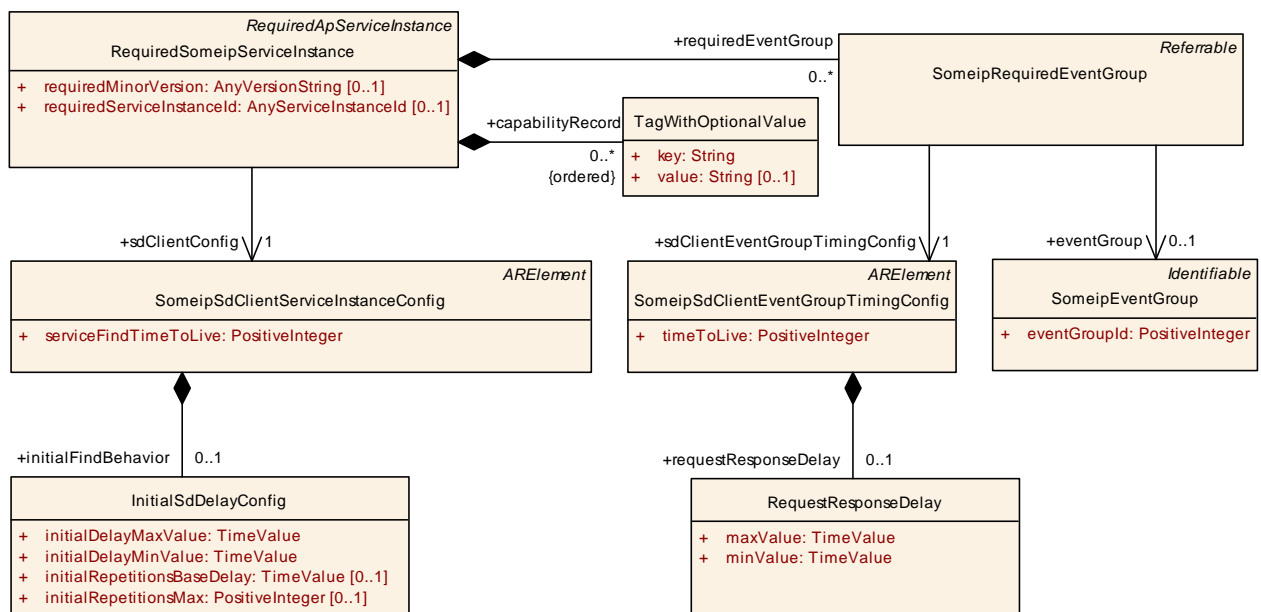


Figure 9.15: SOME/IP Service Discovery Client configuration settings

Class	SomeipSdClientServiceInstanceConfig			
Package	M2::AUTOSARTemplates::AdaptivePlatform::ServiceInstanceManifest::ServiceInstanceDeployment			
Note	Client specific settings that are relevant for the configuration of SOME/IP Service-Discovery. Tags: atp.ManifestKind=ServiceInstanceManifest atp.Status=draft atp.recommendedPackage=SomeipSdTimingConfigs			
Base	ARElement , ARObject , CollectableElement , Identifiable , MultilanguageReferrable , PackageableElement , Referrable			
Attribute	Type	Mul.	Kind	Note
initialFindBehavior	InitialSdDelayConfig	0..1	aggr	Controls initial find behavior of clients. Tags: atp.Status=draft
serviceFindTimeToLive	PositiveInteger	1	attr	This attribute represents the ability to define the time in seconds the service find is valid.

Table 9.43: SomeipSdClientServiceInstanceConfig

[TPS_MANI_03026]{DRAFT} Initial Wait Phase configuration for a [RequiredSomeipServiceInstance](#) [The Initial Wait Phase for a [RequiredSomeipServiceInstance](#) is configured with the [initialFindBehavior](#) and the two attributes [initialDelayMinValue](#) and [initialDelayMaxValue](#).

If a calculated random timer based on these min and max values expires the first `FindService` entry will be sent out.]([RS_MANI_00024](#))

When the calculated random timer expires and no `OfferService` is received the Repetition Phase will be entered.

[TPS_MANI_03027]{DRAFT} Repetition Wait Phase configuration for a [RequiredSomeipServiceInstance](#) [The Repetition Wait Phase for a [RequiredSomeipServiceInstance](#) is configured with the [initialFindBehavior](#) and the two attributes [initialRepetitionsMax](#) and [initialRepetitionsBaseDelay](#).]([RS_MANI_00024](#))

If the Repetition Phase is entered, the Service Discovery waits the [initialRepetitionsBaseDelay](#) and sends an `FindService` entry.

If the amount of sent `FindService` entries reaches [initialRepetitionsMax](#) and no `OfferService` is received the Main Phase will be entered. In the Main Phase no further `FindService` entries are sent by the client.

[TPS_MANI_03028]{DRAFT} TTL for Find Service Entries [The lifetime of a [RequiredSomeipServiceInstance](#) is configurable with the [serviceFindTimeToLive](#) attribute of [SomeipSdClientServiceInstanceConfig](#).

If the time that is configured by [serviceFindTimeToLive](#) expires the `FindService` entry shall be considered not existing.]([RS_MANI_00024](#))

[Figure 9.16](#) shows an example of the different SOME/IP phases on the Client side.

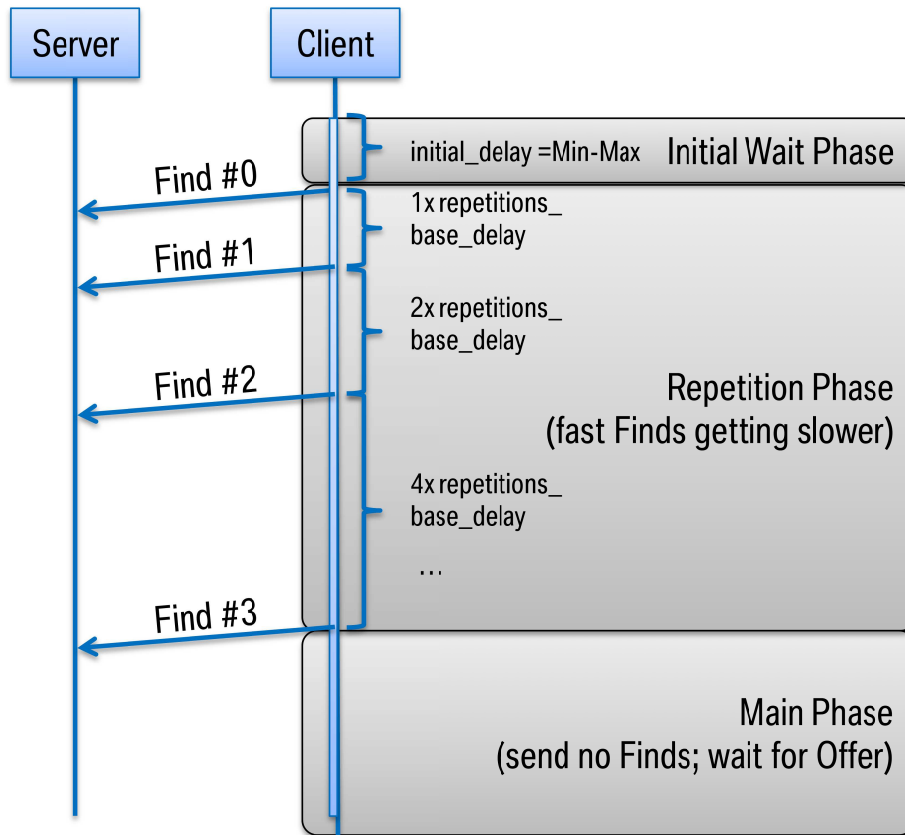


Figure 9.16: SOME/IP Client Timing example

SOME/IP allows to specify additional information about the `RequiredSomeipServiceInstance` with the Capability Record that allows to transport arbitrary configuration strings (key/value pairs).

This allows to encode additional information like the name of a service or its configuration.

[TPS_MANI_03029]{DRAFT} Client Capability Records [A Capability Record (key/-value pair) on the Client side is configurable with the `capabilityRecord` and the two attributes `key` and `value`.]([RS_MANI_00024](#))

9.2.1.2.4 Required Event Group

The `RequiredSomeipServiceInstance` aggregates a `SomeipRequiredEventGroup` in the role `requiredEventGroup` that allows to define service instance specific configuration settings for a `SomeipEventGroup`.

Class	SomeipRequiredEventGroup			
Package	M2::AUTOSARTemplates::AdaptivePlatform::ServiceInstanceManifest::ServiceInstanceDeployment			
Note	The meta-class represents the ability to configure ServiceInstance related communication settings on the required side for each EventGroup separately. Tags: atp.ManifestKind=ServiceInstanceManifest atp.Status=draft			
Base	<i>ARObject, Referrable</i>			
Attribute	Type	Mul.	Kind	Note
eventGroup	SomeipEventGroup	0..1	ref	Reference to the SomeipEventGroup in the System Manifest for which the ServiceInstance related Event Group settings are valid. Tags: atp.Status=draft
sdClientEventGroupTimingConfig	SomeipSdClientEventGroupTimingConfig	1	ref	Client Timing configuration settings that are EventGroup specific. Tags: atp.Status=draft

Table 9.44: SomeipRequiredEventGroup

Class	SomeipSdClientEventGroupTimingConfig			
Package	M2::AUTOSARTemplates::AdaptivePlatform::ServiceInstanceManifest::ServiceInstanceDeployment			
Note	This meta-class is used to specify configuration related to service discovery in the context of an event group on SOME/IP. Tags: atp.ManifestKind=ServiceInstanceManifest atp.Status=draft atp.recommendedPackage=SomeipSdTimingConfigs			
Base	<i>ARElement, ARObject, CollectableElement, Identifiable, MultilanguageReferrable, PackageableElement, Referrable</i>			
Attribute	Type	Mul.	Kind	Note
requestResponseDelay	RequestResponseDelay	0..1	aggr	The Service Discovery shall delay answers to unicast messages triggered by multicast messages (e.g. Subscribe Eventgroup after Offer Service). Tags: atp.Status=draft
timeToLive	PositiveInteger	1	attr	Defines the time in seconds the subscription of this event is expected by the client. this value is sent from the client to the server in the SD-subscribeEvent message.

Table 9.45: SomeipSdClientEventGroupTimingConfig

[TPS_MANI_03030]{DRAFT} [SomeipSdClientEventGroupTimingConfig.timeToLive](#) for **SubscribeEventGroup Entries** [The lifetime of a event subscription is configurable with the [timeToLive](#) attribute of [SomeipSdClientEventGroupTimingConfig](#).

If the time that is configured by [timeToLive](#) expires the event subscription is canceled.]([RS_MANI_00024](#))

[TPS_MANI_03031]{DRAFT} **Clients [RequestResponseDelay](#) for received ServiceOffer entries** [The Client will delay the [SubscribeEventGroup](#) answer to a received [ServiceOffer](#) message by the configured [SomeipSdClientEventGroupTimingConfig.requestResponseDelay](#).

The actual delay will be randomly chosen between the `maxValue` and `minValue`.]
(RS_MANI_00024)

9.2.1.2.5 RequiredSomeipServiceInstance related method call properties

[TPS_MANI_03156]{DRAFT} **RequiredSomeipServiceInstance related configuration settings for methods** [The class `SomeipMethodProps` that is aggregated by the `RequiredSomeipServiceInstance` in the role `methodRequestProps` allows to specify `RequiredSomeipServiceInstance` related configuration settings for a `method` request message. The `method` is defined in the `SomeipServiceInterfaceDeployment` referenced by the `RequiredSomeipServiceInstance` in the role `serviceInterface`.](RS_MANI_00024)

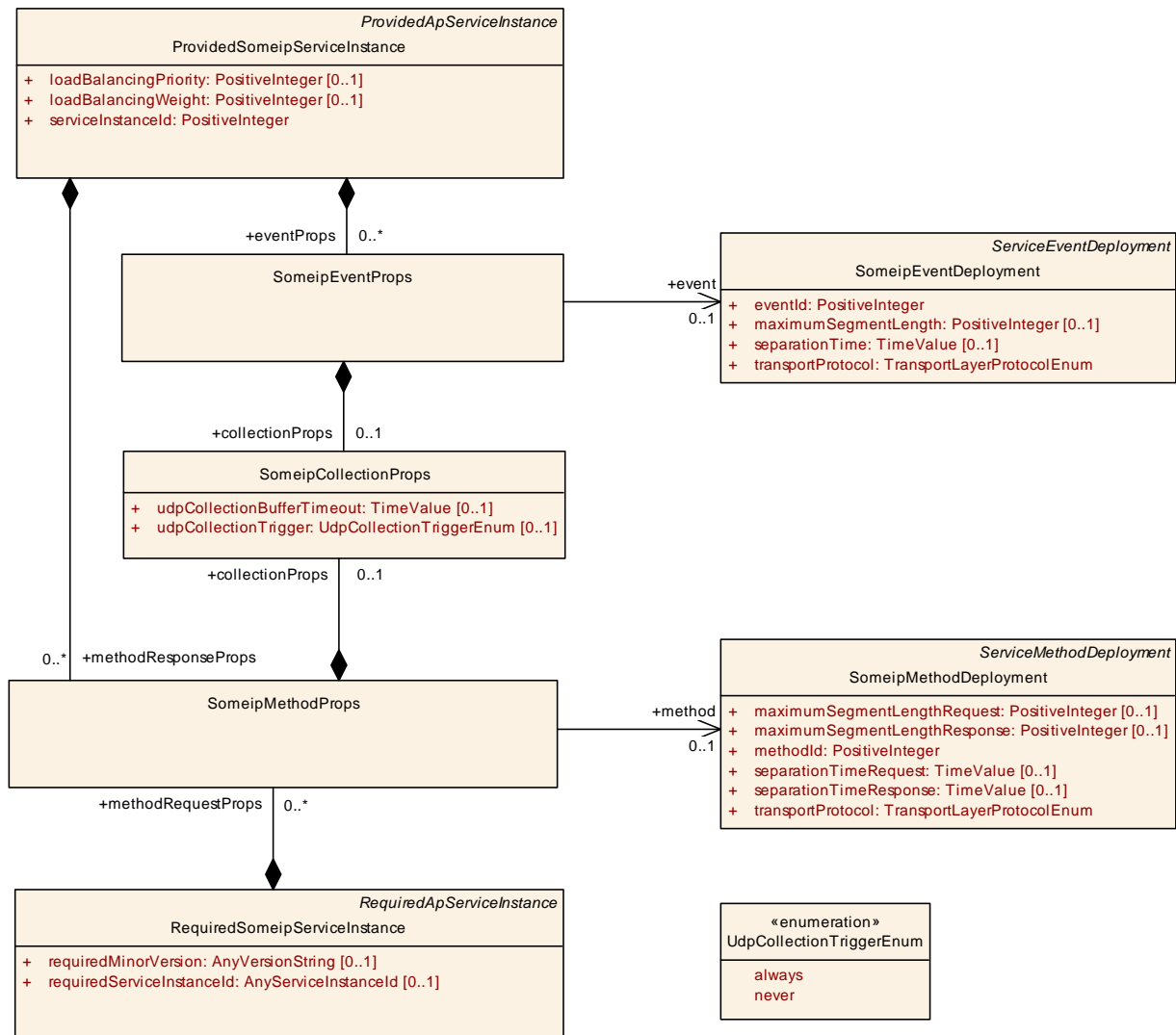


Figure 9.17: RequiredSomeipServiceInstance related event and method properties

[TPS_MANI_03159]{DRAFT} **Configuration of a data collection on a `RequiredSomeipServiceInstance` for transmission over udp** [The attributes `udpCollectionBufferTimeout` and `udpCollectionTrigger` support the configuration of a data collection of several messages for transmission over udp. In the `RequiredSomeipServiceInstance` all `method` requests for which the `udpCollectionTrigger` is set to `never` will be collected in a buffer until a trigger arrives that starts the data transmission.

The following trigger options are supported:

- a message needs to be transmitted for which the `udpCollectionTrigger` is set to `always`.
- the `udpCollectionBufferTimeout` is reached for a message.
- the buffer size defined by the attribute `udpCollectionBufferSizeThreshold` is reached.

]([RS_MANI_00024](#))

9.2.2 DDS Service Instance Deployment

In the case of DDS used as the transport layer the derived meta-classes are `DdsProvidedServiceInstance` or `DdsRequiredServiceInstance`. These meta-classes also carry attributes that apply for the service discovery on DDS.

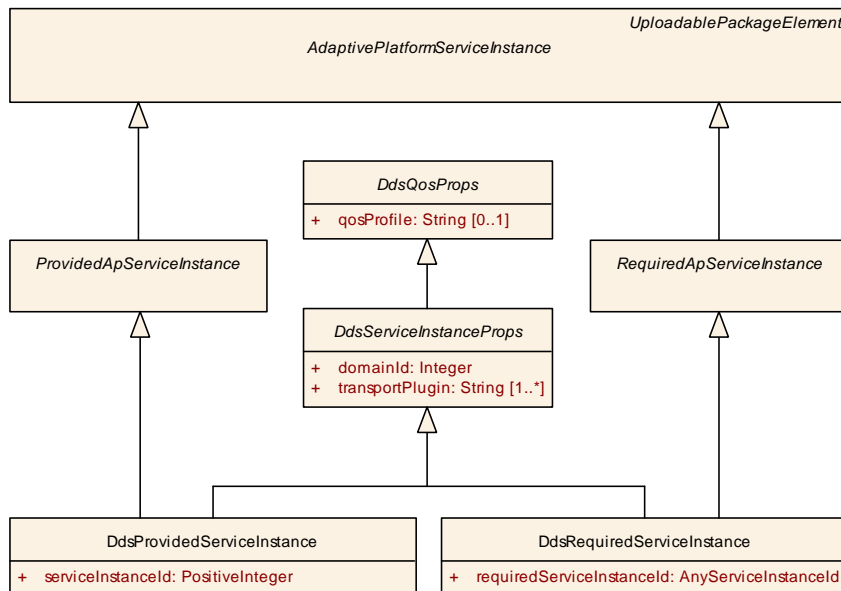


Figure 9.18: Dds Service Instances

Class	<i>DdsQosProps</i> (abstract)			
Package	M2::AUTOSARTemplates::AdaptivePlatform::ServiceInstanceManifest::ServiceInstanceDeployment			
Note	QoS configuration properties for the DDS entities associated with an event, method, or field provided by or requested from a Service Instance using DDS as the underlying network binding. Tags: atp.Status=draft			
Base	<i>ARObject</i>			
Subclasses	DdsEventQosProps , DdsFieldQosProps , DdsMethodQosProps , DdsServiceInstanceProps			
Attribute	Type	Mul.	Kind	Note
qosProfile	String	0..1	attr	Identifies a group of QoS Policies that apply to the DDS entities associated with the event, method, field, or the service instance. Tags: atp.Status=draft

Table 9.46: DdsQosProps

Class	<i>DdsServiceInstanceProps</i> (abstract)			
Package	M2::AUTOSARTemplates::AdaptivePlatform::ServiceInstanceManifest::ServiceInstanceDeployment			
Note	Common configuration properties for the DDS entities provided by or requested from a Service Instance using DDS as the underlying network binding. Tags: atp.Status=draft			
Base	<i>ARObject</i> , DdsQosProps			
Subclasses	DdsProvidedServiceInstance , DdsRequiredServiceInstance			
Attribute	Type	Mul.	Kind	Note
domainId	Integer	1	attr	This attribute identifies the DDS Domain the Service Instance shall join. Tags: atp.Status=draft
transportPlugin	String	1..*	attr	Enable a transport plug-in (e.g., sharedMemory) in the underlying DDS binding implementation. Tags: atp.Status=draft

Table 9.47: DdsServiceInstanceProps

9.2.2.1 Provided DDS Service Instance

[TPS_MANI_03527]{DRAFT} **Definition of [DdsProvidedServiceInstance](#)** [The [DdsProvidedServiceInstance](#) configures the Service to join a DDS Domain with the [domainId](#) attribute, and to instantiate the underlying DDS entities according to a QoS Profile with the [qosProfile](#) attribute. Moreover, it assigns an Instance Id to the Service for deployment with the [serviceInstanceId](#) attribute.]([RS_MANI_00038](#))

[constr_3528]{DRAFT} **Value range of [domainId](#)** [The value of [domainId](#) at [DdsProvidedServiceInstance](#) and [domainId](#) at [DdsRequiredServiceInstance](#) shall be in the range of a signed 32 bit integer.]()

[constr_3529]{DRAFT} **Value range of [serviceInstanceId](#)** [The value of [serviceInstanceId](#) shall be in the range of 0..65535.]()

[constr_3541]{DRAFT} qosProfile mandatory for DdsProvidedServiceInstance [The attribute `qosProfile` shall be defined for every `DdsProvidedServiceInstance`.]()

[TPS_MANI_03571]{DRAFT} transportPlugin for DdsProvidedServiceInstance [The attribute `transportPlugin` specifies the list of transport plugins of the underlying DDS implementation that shall be enabled on the server side upon instantiation, so that the proxy can communicate with remote applications through a specific transport-level protocol or communication technology. A service will only be able to interact with proxies if a common transport plugin is enabled on the remote end.

This specification standardizes the following values for `transportPlugin` but further values may be used by specific implementations:

- `sharedMemory`
- `udp`
- `tcp`

]([RS_MANI_00038](#))

[constr_3543]{DRAFT} At least one transportPlugin definition required for each DdsProvidedServiceInstance [At least one `transportPlugin` shall be defined for each `DdsProvidedServiceInstance`.]()

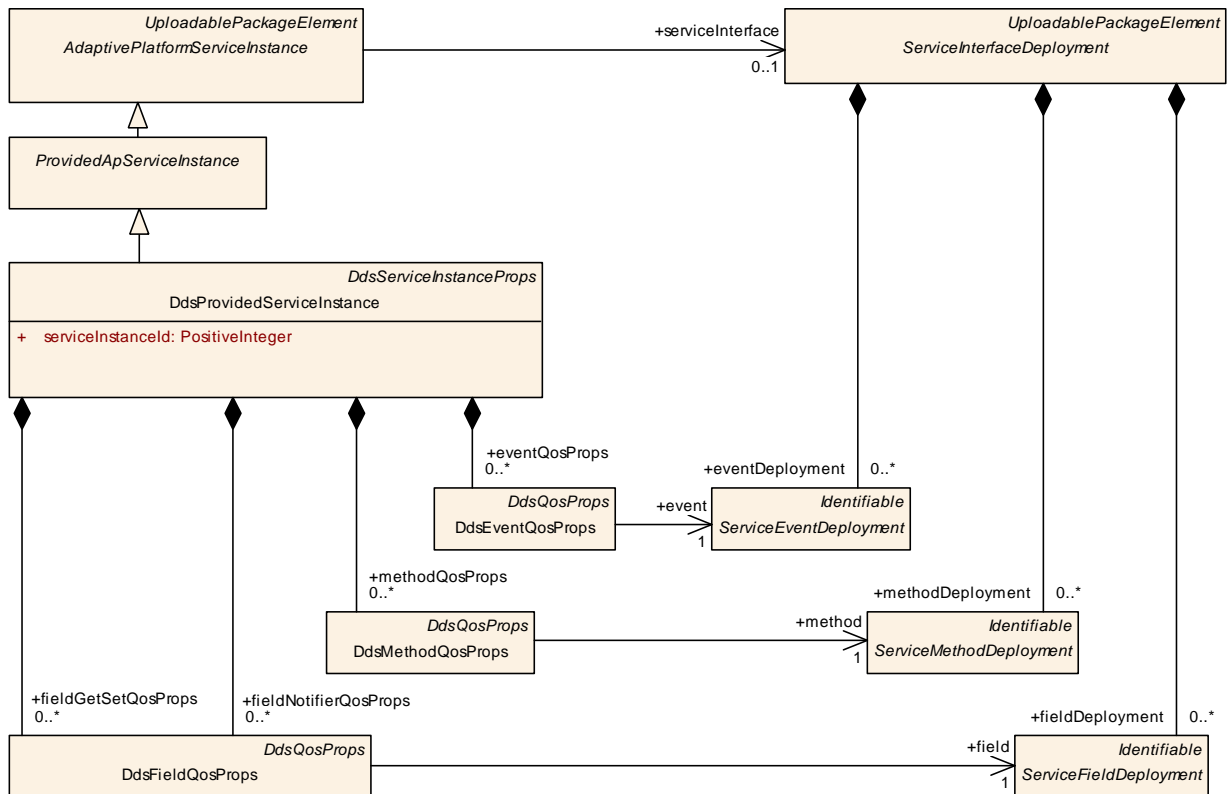


Figure 9.19: Provided Dds Service Instances

Class	DdsProvidedServiceInstance			
Package	M2::AUTOSARTemplates::AdaptivePlatform::ServiceInstanceManifest::ServiceInstanceDeployment			
Note	<p>This meta-class represents the ability to describe the existence and configuration of a provided service instance in a concrete implementation on top of DDS.</p> <p>Tags: atp.ManifestKind=ServiceInstanceManifest atp.Status=draft atp.recommendedPackage=ServiceInstances</p>			
Base	ARElement , ARObject , AdaptivePlatformServiceInstance , CollectableElement , DdsQosProps , DdsServiceInstanceProps , Identifiable , MultilanguageReferrable , PackageableElement , ProvidedApServiceInstance , Referrable , UploadablePackageElement			
Attribute	Type	Mul.	Kind	Note
eventQosProps	DdsEventQosProps	*	aggr	<p>List of configuration properties for the Events that are provided by the Service Instance.</p> <p>Tags: atp.Status=draft</p>
fieldGetSetQosProps	DdsFieldQosProps	*	aggr	<p>List of configuration properties for the DDS-RPC service that provides access to the field getters/setters of the service instance.</p> <p>Tags: atp.Status=draft</p>
fieldNotifierQosProps	DdsFieldQosProps	*	aggr	<p>List of configuration properties for Field notifiers that are provided by the Service Instance.</p> <p>Tags: atp.Status=draft</p>
methodQosProps	DdsMethodQosProps	*	aggr	<p>List of configuration properties for the DDS-RPC service that provides the methods of the Service Instance.</p> <p>Tags: atp.Status=draft</p>
serviceInstanceId	PositiveInteger	1	attr	<p>Identification number that is used by DDS to identify DomainParticipants associated with an instance of the service.</p> <p>Tags: atp.Status=draft</p>

Table 9.48: DdsProvidedServiceInstance

[TPS_MANI_03528]{DRAFT} **Definition of [DdsProvidedServiceInstance.eventQosProps](#)** [The [DdsProvidedServiceInstance.eventQosProps](#) configures the DDS entities associated with the [event](#) according to a QoS Profile specified with the [qosProfile](#) attribute.]([RS_MANI_00038](#))

[TPS_MANI_03531]{DRAFT} **[qosProfile](#) of [DdsProvidedServiceInstance.eventQosProps](#) is optional** [The attribute [qosProfile](#) of [DdsProvidedServiceInstance.eventQosProps](#) is optional; if [qosProfile](#) is not defined, the underlying DDS entities shall be configured according to the [qosProfile](#) attribute of the parent [DdsProvidedServiceInstance](#).]([RS_MANI_00038](#))

Class	DdsEventQosProps			
Package	M2::AUTOSARTemplates::AdaptivePlatform::ServiceInstanceManifest::ServiceInstanceDeployment			
Note	<p>Configuration properties of the Event using DDS as the underlying network binding.</p> <p>Tags: atp.ManifestKind=ServiceInstanceManifest atp.Status=draft</p>			
Base	ARObject , DdsQosProps			





Class		DdsEventQosProps		
Attribute	Type	Mul.	Kind	Note
event	ServiceEvent Deployment	1	ref	Reference to an event that is provided. Tags: atp.Status=draft

Table 9.49: DdsEventQosProps

[TPS_MANI_03559]{DRAFT} **Definition of [DdsProvidedServiceInstance.methodQosProps](#)** [The [DdsProvidedServiceInstance.methodQosProps](#) configures the DDS entities associated with the [method](#) according to a QoS Profile specified with the [qosProfile](#) attribute.]([RS_MANI_00038](#))

[TPS_MANI_03560]{DRAFT} **[qosProfile](#) of [DdsProvidedServiceInstance.methodQosProps](#) is optional** [The attribute [qosProfile](#) of [DdsProvidedServiceInstance.methodQosProps](#) is optional; if [qosProfile](#) is not defined, the underlying DDS entities shall be configured according to the [qosProfile](#) attribute of the parent [DdsProvidedServiceInstance](#).]([RS_MANI_00038](#))

Class		DdsMethodQosProps		
Package	M2::AUTOSARTemplates::AdaptivePlatform::ServiceInstanceManifest::ServiceInstanceDeployment			
Note	Configuration properties of the Method that handles method request/replies when using DDS as the underlying network binding. Tags: atp.ManifestKind=ServiceInstanceManifest atp.Status=draft			
Base	ARObject , DdsQosProps			
Attribute	Type	Mul.	Kind	Note
method	ServiceMethod Deployment	1	ref	Reference to the method. Tags: atp.Status=draft

Table 9.50: DdsMethodQosProps

[TPS_MANI_03561]{DRAFT} **Definition of [DdsProvidedServiceInstance.fieldNotifierQosProps](#)** [The [DdsProvidedServiceInstance.fieldNotifierQosProps](#) configures the DDS entities associated with the [field](#) according to a QoS Profile specified with the [qosProfile](#) attribute.]([RS_MANI_00038](#))

[TPS_MANI_03562]{DRAFT} **[qosProfile](#) of [DdsProvidedServiceInstance.fieldNotifierQosProps](#) is optional** [The attribute [qosProfile](#) of [DdsProvidedServiceInstance.fieldNotifierQosProps](#) is optional; if [qosProfile](#) is not defined, the underlying DDS entities shall be configured according to the [qosProfile](#) attribute of the parent [DdsProvidedServiceInstance](#).]([RS_MANI_00038](#))

[TPS_MANI_03563]{DRAFT} **Definition of [DdsProvidedServiceInstance.fieldGetSetQosProps](#)** [The [DdsProvidedServiceInstance.fieldGetSetQosProps](#) configures the DDS entities associated with the [field](#) according to a QoS Profile specified with the [qosProfile](#) attribute.]([RS_MANI_00038](#))

[TPS_MANI_03564]{DRAFT} **qosProfile** of **DdsProvidedServiceInstance.fieldGetSetQosProps** is optional [The attribute `qosProfile` of `DdsProvidedServiceInstance.fieldGetSetQosProps` is optional; if `qosProfile` is not defined, the underlying DDS entities shall be configured according to the `qosProfile` attribute of the parent `DdsProvidedServiceInstance`.]
(RS_MANI_00038)

Class	DdsFieldQosProps			
Package	M2::AUTOSARTemplates::AdaptivePlatform::ServiceInstanceManifest::ServiceInstanceDeployment			
Note	Configuration properties of the Field interaction when using DDS as the underlying network binding. Tags: atp.Status=draft			
Base	ARObject, DdsQosProps			
Attribute	Type	Mul.	Kind	Note
field	ServiceField Deployment	1	ref	Reference to the field. Tags: atp.Status=draft

Table 9.51: DdsFieldQosProps

9.2.2.2 Required DDS Service Instance

[TPS_MANI_03529]{DRAFT} **Definition of DdsRequiredServiceInstance** [The `DdsRequiredServiceInstance` configures the Client to join a DDS Domain with the `domainId` attribute, and to instantiate the underlying DDS entities according to a QoS Profile with the `qosProfile` attribute. Optionally, the `requiredServiceInstanceId` attribute allows a Client to search for a specific Instance Id of the serviceInterface.](RS_MANI_00038)

[constr_3542]{DRAFT} **qosProfile** mandatory for **DdsRequiredServiceInstance** [The attribute `qosProfile` shall be defined for every `DdsRequiredServiceInstance`.]()

[TPS_MANI_03572]{DRAFT} **transportPlugin** for **DdsRequiredServiceInstance** [The attribute `transportPlugin` specifies the list of transport plugins of the underlying DDS implementation that shall be enabled on the client side upon instantiation, so that the proxy can communicate with remote applications through a specific transport-level protocol or communication technology. A service will only be able to interact with proxies if a common transport plugin is enabled on the remote end.

This specification standardizes the following values for `transportPlugin` but further values may be used by specific implementations:

- sharedMemory
- udp
- tcp

](RS_MANI_00038)

[constr_3544]{DRAFT} At least one `transportPlugin` definition required for each `DdsRequiredServiceInstance` [At least one `transportPlugin` shall be defined for each `DdsRequiredServiceInstance`.]()

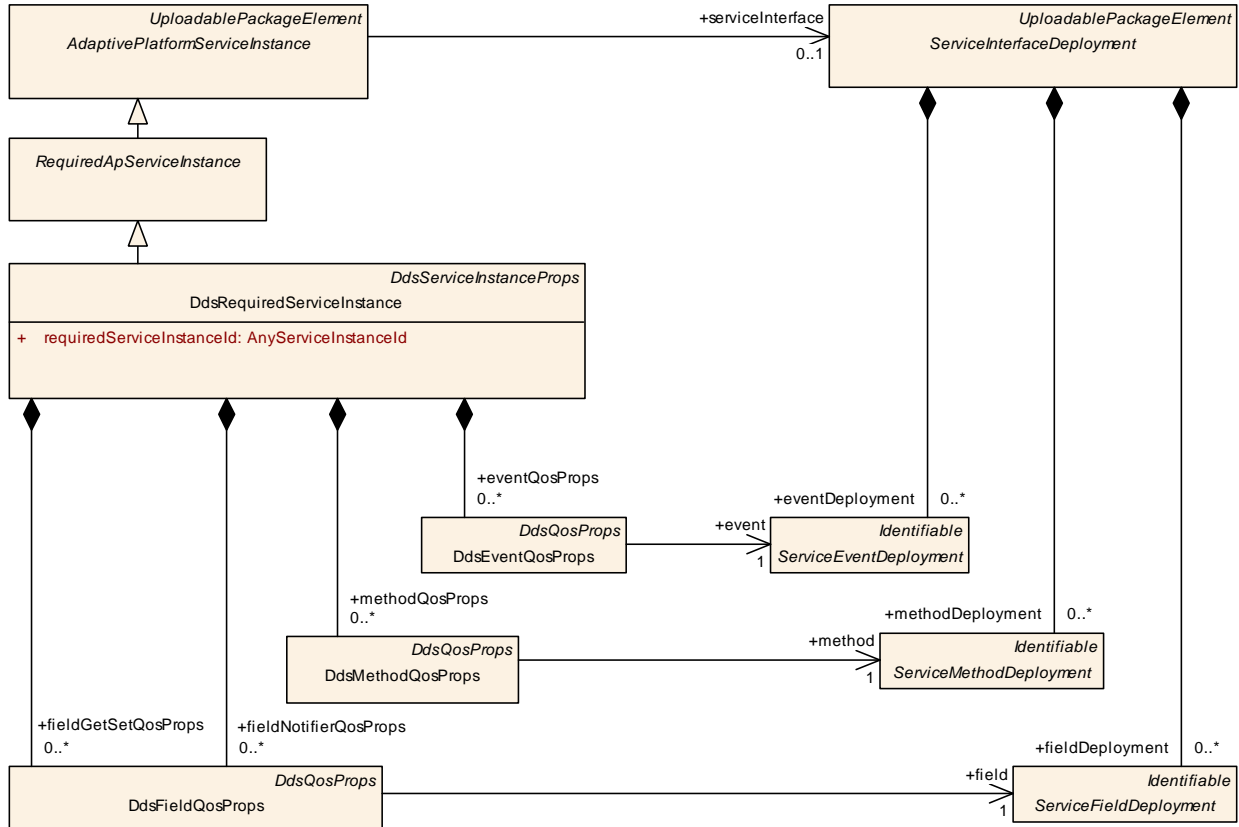


Figure 9.20: Required Dds Service Instances

Class	DdsRequiredServiceInstance			
Package	M2::AUTOSARTemplates::AdaptivePlatform::ServiceInstanceManifest::ServiceInstanceDeployment			
Note	This meta-class represents the ability to describe the existence and configuration of a required service instance in a concrete implementation on top of DDS. Tags: atp.ManifestKind=ServiceInstanceManifest atp.Status=draft atp.recommendedPackage=ServiceInstances			
Base	ARElement , ARObject , AdaptivePlatformServiceInstance , CollectableElement , DdsQosProps , DdsServiceInstanceProps , Identifiable , MultilanguageReferrable , PackageableElement , Referrable , RequiredApServiceInstance , UploadablePackageElement			
Attribute	Type	Mul.	Kind	Note
eventQosProps	DdsEventQosProps	*	aggr	List of configuration properties for the Events that are required by the Service Instance. Tags: atp.Status=draft
fieldGetSetQos Props	DdsFieldQosProps	*	aggr	List of configuration properties for the DDS-RPC service that requires access to the field getters/setters of the service instance. Tags: atp.Status=draft





Class	DdsRequiredServiceInstance			
fieldNotifierQos Props	DdsFieldQosProps	*	aggr	List of configuration properties for Field notifiers that are required by the Service Instance. Tags: atp.Status=draft
methodQos Props	DdsMethodQosProps	*	aggr	List of configuration properties for the DDS-RPC service that requires access to the methods of the service instance. Tags: atp.Status=draft
requiredService InstanceId	AnyServiceInstanceId	1	attr	This attribute represents the ability to describe the required service instance ID. Tags: atp.Status=draft

Table 9.52: DdsRequiredServiceInstance

[TPS_MANI_03530]{DRAFT} **Definition of [DdsRequiredServiceInstance.eventQosProps](#)** [The [DdsRequiredServiceInstance.eventQosProps](#) configures the DDS entities responsible for subscribing to an [event](#) according to a QoS Profile specified with the [qosProfile](#) attribute.]([RS_MANI_00038](#))

[TPS_MANI_03532]{DRAFT} **[qosProfile](#) of [DdsRequiredServiceInstance.eventQosProps](#) is optional** [The attribute [qosProfile](#) of [DdsRequiredServiceInstance.eventQosProps](#) is optional; if [qosProfile](#) is not defined, the underlying DDS entities shall be configured according to the [qosProfile](#) attribute of the parent [DdsRequiredServiceInstance](#).]([RS_MANI_00038](#))

[TPS_MANI_03565]{DRAFT} **Definition of [DdsRequiredServiceInstance.methodQosProps](#)** [The [DdsRequiredServiceInstance.methodQosProps](#) configures the DDS entities associated with the [method](#) according to a QoS Profile specified with the [qosProfile](#) attribute.]([RS_MANI_00038](#))

[TPS_MANI_03566]{DRAFT} **[qosProfile](#) of [DdsRequiredServiceInstance.methodQosProps](#) is optional** [The attribute [qosProfile](#) of [DdsRequiredServiceInstance.methodQosProps](#) is optional; if [qosProfile](#) is not defined, the underlying DDS entities shall be configured according to the [qosProfile](#) attribute of the parent [DdsRequiredServiceInstance](#).]([RS_MANI_00038](#))

[TPS_MANI_03567]{DRAFT} **Definition of [DdsRequiredServiceInstance.fieldNotifierQosProps](#)** [The [DdsRequiredServiceInstance.fieldNotifierQosProps](#) configures the DDS entities associated with the [field](#) according to a QoS Profile specified with the [qosProfile](#) attribute.]([RS_MANI_00038](#))

[TPS_MANI_03568]{DRAFT} **[qosProfile](#) of [DdsRequiredServiceInstance.fieldNotifierQosProps](#) is optional** [The attribute [qosProfile](#) of [DdsRequiredServiceInstance.fieldNotifierQosProps](#) is optional; if [qosProfile](#) is not defined, the underlying DDS entities shall be configured according to the [qosProfile](#) attribute of the parent [DdsRequiredServiceInstance](#).]([RS_MANI_00038](#))

[TPS_MANI_03569]{DRAFT} **Definition of DdsRequiredServiceInstance.fieldGetSetQosProps** [The `DdsRequiredServiceInstance.fieldGetSetQosProps` configures the DDS entities associated with the `field` according to a QoS Profile specified with the `qosProfile` attribute.](RS_MANI_00038)

[TPS_MANI_03570]{DRAFT} **qosProfile of DdsRequiredServiceInstance.fieldGetSetQosProps is optional** [The attribute `qosProfile` of `DdsRequiredServiceInstance.fieldGetSetQosProps` is optional; if `qosProfile` is not defined, the underlying DDS entities shall be configured according to the `qosProfile` attribute of the parent `DdsRequiredServiceInstance`.](RS_MANI_00038)

9.2.2.3 DDS Service Instance to Machine mapping

The `DdsServiceInstanceToMachineMapping` defines on which network / VLAN the DDS communication shall be deployed.

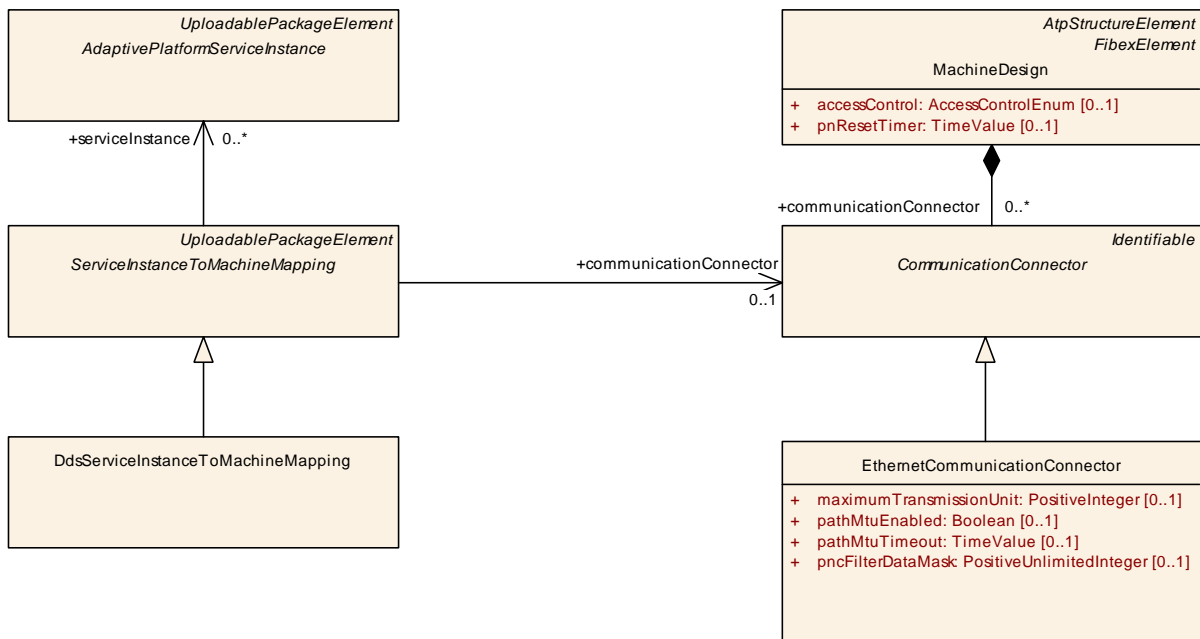


Figure 9.21: Dds Service Instance to Machine mapping

[TPS_MANI_03533]{DRAFT} **DdsServiceInstanceToMachineMapping** [The `DdsServiceInstanceToMachineMapping` defines for a specific `serviceInstance` (either `DdsProvidedServiceInstance` or `DdsRequiredServiceInstance`) on which network the communication shall be done using the reference `communicationConnector` to `CommunicationConnector`.](RS_MANI_00038)

Class	DdsServiceInstanceToMachineMapping			
Package	M2::AUTOSARTemplates::AdaptivePlatform::ServiceInstanceManifest::ServiceInstanceMapping			
Note	<p>This meta-class allows to map DdsServiceInstances to a CommunicationConnector of a Machine.</p> <p>Tags: atp.ManifestKind=ServiceInstanceManifest atp.Status=draft atp.recommendedPackage=ServiceInstanceToMachineMappings</p>			
Base	ARElement , ARObject , CollectableElement , Identifiable , MultilanguageReferrable , PackageableElement , Referrable , ServiceInstanceToMachineMapping , UploadablePackageElement			
Attribute	Type	Mul.	Kind	Note
-	-	-	-	-

Table 9.53: DdsServiceInstanceToMachineMapping

9.2.3 User Defined Service Instance Deployment

[TPS_MANI_03032]{DRAFT} **Description of middleware technologies not standardized by AUTOSAR** [The elements [ProvidedUserDefinedServiceInstance](#) and [RequiredUserDefinedServiceInstance](#) can be used to describe alternative middleware technologies that are not standardized by AUTOSAR.] ([RS_MANI_00014](#))

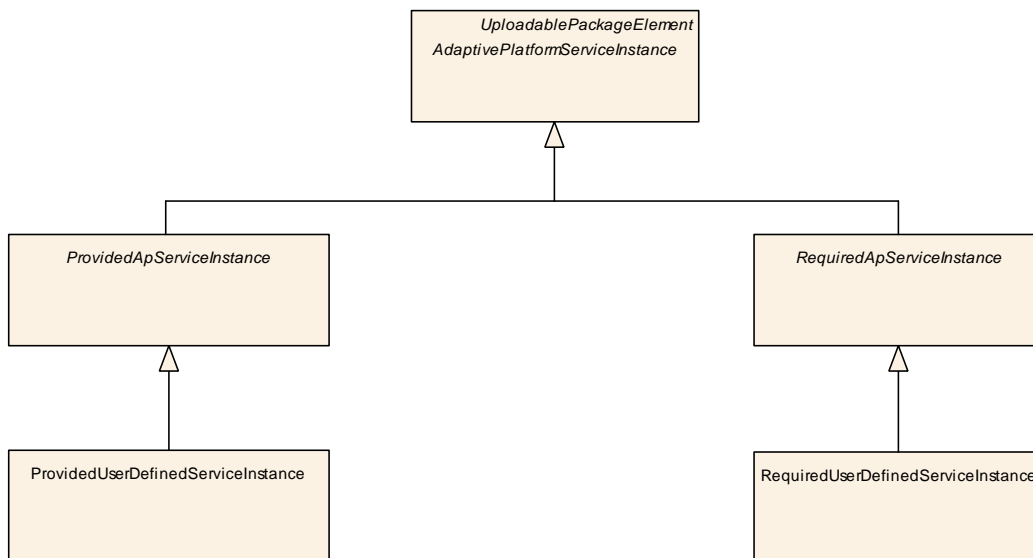


Figure 9.22: User Defined Service Instance Deployment

Class	ProvidedUserDefinedServiceInstance
Package	M2::AUTOSARTemplates::AdaptivePlatform::ServiceInstanceManifest::ServiceInstanceDeployment





Class	ProvidedUserDefinedServiceInstance			
Note	<p>This meta-class represents the ability to describe the existence and configuration of a provided service instance in a concrete implementation that is not standardized by AUTOSAR.</p> <p>Tags: atp.ManifestKind=ServiceInstanceManifest atp.Status=draft atp.recommendedPackage=ServiceInstances</p>			
Base	ARElement , ARObject , AdaptivePlatformServiceInstance , CollectableElement , Identifiable , MultilanguageReferrable , PackageableElement , ProvidedApServiceInstance , Referrable , UploadablePackageElement			
Attribute	Type	Mul.	Kind	Note
–	–	–	–	–

Table 9.54: ProvidedUserDefinedServiceInstance

Class	RequiredUserDefinedServiceInstance			
Package	M2::AUTOSARTemplates::AdaptivePlatform::ServiceInstanceManifest::ServiceInstanceDeployment			
Note	<p>This meta-class represents the ability to describe the existence and configuration of a required service instance in a concrete implementation that is not standardized by AUTOSAR.</p> <p>Tags: atp.ManifestKind=ServiceInstanceManifest atp.Status=draft atp.recommendedPackage=ServiceInstances</p>			
Base	ARElement , ARObject , AdaptivePlatformServiceInstance , CollectableElement , Identifiable , MultilanguageReferrable , PackageableElement , Referrable , RequiredApServiceInstance , UploadablePackageElement			
Attribute	Type	Mul.	Kind	Note
–	–	–	–	–

Table 9.55: RequiredUserDefinedServiceInstance

Please note that both elements [ProvidedUserDefinedServiceInstance](#) and [RequiredUserDefinedServiceInstance](#) are [Identifiable](#) and therefore are able to describe special data ([sdg](#)) which is not represented by the standard model.

9.3 EndToEndProtection

AUTOSAR supports the protection of [events](#) and [Field notifiers](#) with E2E Profiles that are defined in the E2E Communication Protection Library [25].

[TPS_MANI_03127]{DRAFT} Usage of [End2EndEventProtectionProps](#) [The [End2EndEventProtectionProps](#) element is used to define [event](#) specific E2E configuration settings in the context of an [AdaptivePlatformServiceInstance](#).] ([RS_MANI_00028](#))

Please note that the E2E protection of a [field notifier](#) is possible with the [End2EndEventProtectionProps.event](#) reference since each specific [ServiceFieldDeployment](#) element aggregates a [ServiceEventDeployment](#) in the role [notifier](#). If such an aggregated [ServiceEventDeployment](#) is referenced with the [End2EndEventProtectionProps.event](#) reference the E2E protection settings are valid for the [notifier](#) that is embedded by the [ServiceFieldDeployment](#).

Since the `End2EndEventProtectionProps` element is aggregated by the abstract `AdaptivePlatformServiceInstance` it can be used to describe the End-to-End protection on specific derived classes like `ProvidedSomeipServiceInstance` or `RequiredSomeipServiceInstance` that fit the underlying middleware. With this approach it is possible to define different End-to-End protection settings for different used transport layer mechanisms in case of Multi-Binding.

[TPS_MANI_03129]{DRAFT} E2E profile [The E2E profile is defined by `E2EProfileConfiguration.fileName`.]([RS_MANI_00028](#))

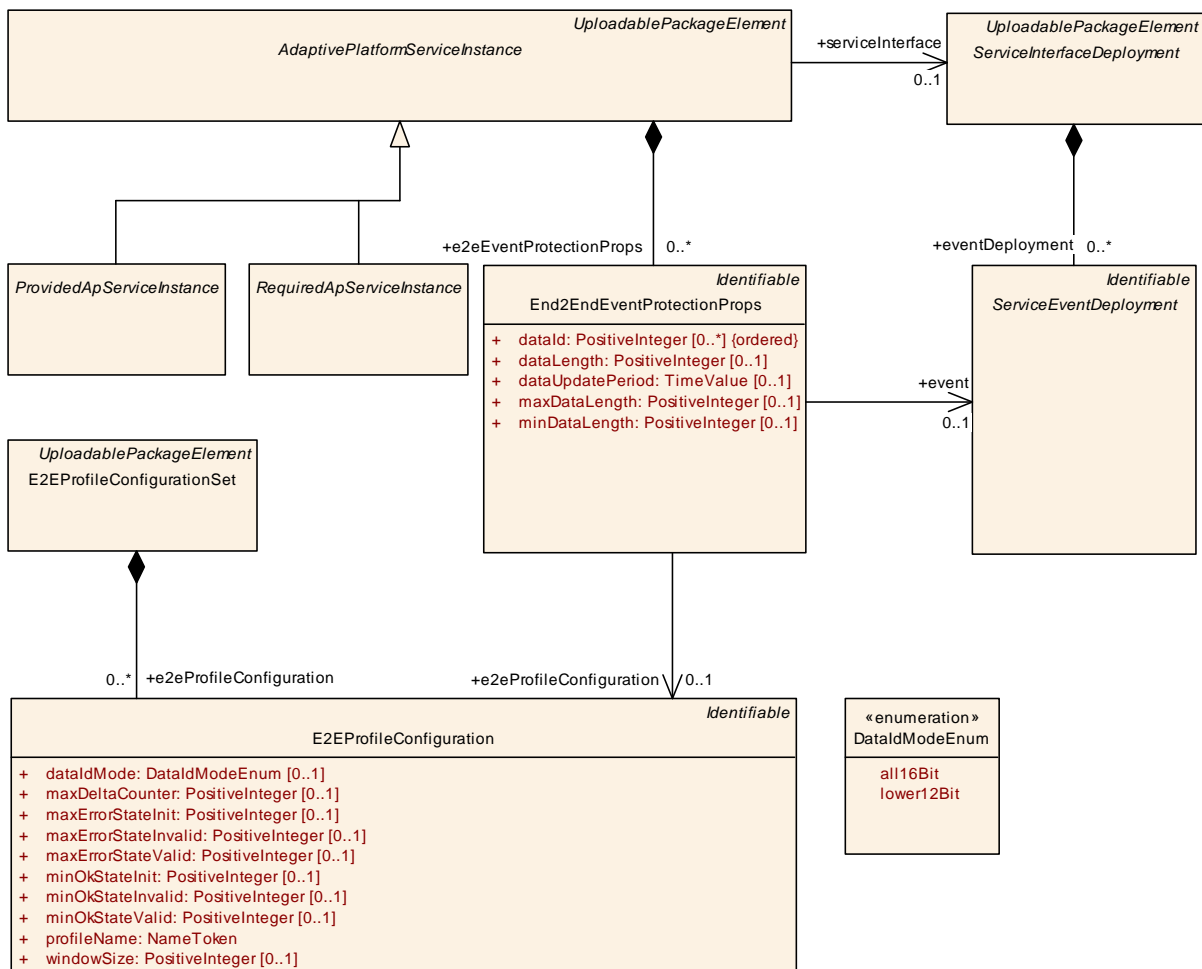


Figure 9.23: E2E EventProtection

[TPS_MANI_03130]{DRAFT} Standardized E2EProfileConfiguration.fileName values [The `E2EProfileConfiguration.fileName` that is referenced by an `End2EndEventProtectionProps` can have the following values that are standardized by AUTOSAR: PROFILE_04, PROFILE_05, PROFILE_06, PROFILE_07, PROFILE_11, PROFILE_22.]([RS_MANI_00028](#))

[TPS_MANI_03131]{DRAFT} Non-Standardized E2EProfileConfiguration.fileName values [The values for the `fileName` of `E2EProfileConfiguration` mentioned in [TPS_MANI_03130] are standardized and reserved for being used in the way the AUTOSAR standard foresees.

PROFILE_01 and PROFILE_02 are also reserved by AUTOSAR but excluded for usage in Adaptive AUTOSAR. In addition, it is positively possible to use other than the standardized values for the `profileName`. |(RS_MANI_00028)

[TPS_MANI_03128]{DRAFT} Usage of same `dataId` in case of Multi-Binding [In case of Multi-Binding, i.e. if different `AdaptivePlatformServiceInstances` exist that are mapped by `ServiceInstanceToPortPrototypeMapping` to the same `PortPrototype`, the different `AdaptivePlatformServiceInstances` may contain the same `dataId` for the same `event`. |(RS_MANI_00028)

In other words if a `PortPrototype` contains two transport layer bindings, e.g. a `ProvidedSomeipServiceInstance` and a `ProvidedUserDefinedServiceInstance` representing an IPC communication then an `event` is allowed to be protected with the same `dataId` in both `AdaptivePlatformServiceInstances`.

Class	End2EndEventProtectionProps			
Package	M2::AUTOSARTemplates::AdaptivePlatform::ServiceInstanceManifest::E2E			
Note	This element allows to protect an event or a field notifier with an E2E profile. Tags: atp.ManifestKind=ServiceInstanceManifest atp.Status=draft			
Base	ARObject, Identifiable , MultilanguageReferrable , Referrable			
Attribute	Type	Mul.	Kind	Note
<code>dataId</code> (ordered)	PositiveInteger	*	attr	This represents a unique numerical identifier for the referenced event or field notifier that is included in the CRC calculation. Note: ID is used for protection against masquerading. The details concerning the maximum number of values (this information is specific for each E2E profile) applicable for this attribute are controlled by a semantic constraint that depends on the category of the <code>EndToEndProtection</code> .
<code>dataLength</code>	PositiveInteger	0..1	attr	Length of payload including E2E header in bits.
<code>dataUpdatePeriod</code>	TimeValue	0..1	attr	This attribute describes the period in which the applications are assumed to process E2E-protected messages. The middleware does not use this attribute at all.
<code>e2eProfileConfiguration</code>	E2EProfileConfiguration	0..1	ref	Reference to E2E profile configuration settings that are valid to protect the referenced event or field notifier. Tags: atp.Status=draft
<code>event</code>	ServiceEventDeployment	0..1	ref	Reference to an event that is protected by the E2E profile. Tags: atp.Status=draft
<code>maxDataLength</code>	PositiveInteger	0..1	attr	Maximum length of payload including E2E header in bits.
<code>minDataLength</code>	PositiveInteger	0..1	attr	Minimum length of payload including E2E header in bits.

Table 9.56: End2EndEventProtectionProps

Class	E2EProfileConfigurationSet			
Package	M2::AUTOSARTemplates::AdaptivePlatform::ServiceInstanceManifest::E2E			
Note	<p>This meta-class represents the ability to aggregate a collection of E2EProfileConfigurations.</p> <p>Tags: atp.ManifestKind=ServiceInstanceManifest atp.Status=draft atp.recommendedPackage=E2EProfileConfigurationSets</p>			
Base	ARElement , ARObject , CollectableElement , Identifiable , MultilanguageReferrable , PackageableElement , Referrable , UploadablePackageElement			
Attribute	Type	Mul.	Kind	Note
e2eProfile Configuration	E2EProfileConfiguration	*	aggr	<p>This represents the collection of E2EProfileConfigurations aggregated at the E2EProfileConfigurationSet.</p> <p>Tags: atp.Status=draft</p>

Table 9.57: E2EProfileConfigurationSet

Class	E2EProfileConfiguration			
Package	M2::AUTOSARTemplates::AdaptivePlatform::ServiceInstanceManifest::E2E			
Note	<p>This element holds E2E profile specific configuration settings.</p> <p>Tags: atp.ManifestKind=ServiceInstanceManifest atp.Status=draft</p>			
Base	ARObject , Identifiable , MultilanguageReferrable , Referrable			
Attribute	Type	Mul.	Kind	Note
dataIdMode	DataIdModeEnum	0..1	attr	This attribute describes the inclusion mode that is used to include the implicit two-byte Data ID in the one-byte CRC.
maxDelta Counter	PositiveInteger	0..1	attr	Maximum allowed difference between two counter values of two consecutively received valid messages. For example, if the receiver gets data with counter 1 and Max DeltaCounter is 3, then at the next reception the receiver can accept Counters with values 2, 3 or 4.
maxErrorState Init	PositiveInteger	0..1	attr	Maximal number of checks in which ProfileStatus equal to E2E_P_ERROR was determined, within the last Window Size checks, for the state E2E_SM_INIT.
maxErrorState Invalid	PositiveInteger	0..1	attr	Maximal number of checks in which ProfileStatus equal to E2E_P_ERROR was determined, within the last Window Size checks, for the state E2E_SM_INVALID.
maxErrorState Valid	PositiveInteger	0..1	attr	Maximal number of checks in which ProfileStatus equal to E2E_P_ERROR was determined, within the last Window Size checks, for the state E2E_SM_VALID.
minOkStateInit	PositiveInteger	0..1	attr	Minimal number of checks in which ProfileStatus equal to E2E_P_OK was determined, within the last WindowSize checks, for the state E2E_SM_INIT.
minOkState Invalid	PositiveInteger	0..1	attr	Minimal number of checks in which ProfileStatus equal to E2E_P_OK was determined, within the last WindowSize checks, for the state E2E_SM_INVALID.
minOkState Valid	PositiveInteger	0..1	attr	Minimal number of checks in which ProfileStatus equal to E2E_P_OK was determined, within the last WindowSize checks, for the state E2E_SM_VALID.
profileName	NameToken	1	attr	Definition of the E2E profile.
windowSize	PositiveInteger	0..1	attr	Size of the monitoring window for the E2E state machine.

Table 9.58: E2EProfileConfiguration

Enumeration	DataIdModeEnum
Package	M2::AUTOSARTemplates::SystemTemplate::Transformer
Note	Supported inclusion modes to include the implicit two-byte Data ID in the one-byte CRC.
Literal	Description
all16Bit	Two bytes are included in the CRC (double ID configuration). Tags: atp.EnumerationValue=0
lower12Bit	The low byte is included in the implicit CRC calculation, the low nibble of the high byte is transmitted along with the data (i.e. it is explicitly included), the high nibble of the high byte is not used. This is applicable for the IDs up to 12 bits. Tags: atp.EnumerationValue=2

Table 9.59: DataIdModeEnum

Please note that the configuration of the E2E state machines with the configuration attributes available in [E2EProfileConfiguration](#) is restricted by [constr_3176], [constr_3177], [constr_3178], [constr_3179], [constr_3180], [constr_3181] defined in the System Template [16].

It is possible to overwrite the E2E state machine configuration settings that are defined in [End2EndEventProtectionProps](#) ([e2eProfileConfiguration](#)) at the [RPortPrototype](#) of a [SwComponentType](#) with settings available in the [ReceiverComSpec](#) as described in [TPS_MANI_03132]. With this approach it is possible to define individual E2E settings for different receivers of the event or field notifier.

[constr_3493]{DRAFT} Applicable attributes for standardized E2E Profiles [[Table 9.60](#) defines the applicable attributes for the standardized E2E Profiles of AUTOSAR.]()

E2E Attributes	Root Element		Attribute Existence per Profile					
	End2EndEventProtectionProps	E2EProfileConfiguration	PROFILE_04	PROFILE_05	PROFILE_06	PROFILE_07	PROFILE_11	PROFILE_22
dataId	x		1	1	1	1	1	n
dataLength	x			x			x	x
minDataLength	x		x		x	x		
maxDataLength	x		x		x	x		
dataUpdatePeriod	x		x	x	x	x	x	x
dataIdMode		x					x	





E2E Attributes	Root Element		Attribute Existence per Profile					
	End2EndEventProtectionProps	E2EProfileConfiguration	PROFILE_04	PROFILE_05	PROFILE_06	PROFILE_07	PROFILE_11	PROFILE_22
maxDeltaCounter		x	x	x	x	x	x	x
maxErrorStateInit		x	x	x	x	x	x	x
maxErrorStateInvalid		x	x	x	x	x	x	x
maxErrorStateValid		x	x	x	x	x	x	x
minOkStateInit		x	x	x	x	x	x	x
minOkStateInvalid		x	x	x	x	x	x	x
minOkStateValid		x	x	x	x	x	x	x
windowSize		x	x	x	x	x	x	x

Table 9.60: Allowed Attributes for standardized E2E Profiles

In PROFILE_22 the `dataId` is defined as a list of 16 `dataId` values, where a different value is transmitted depending on the counter value.

Please also note that the Classic Platform attributes `counterOffset`, `crcOffset` and `dataIdNibbleOffset` are not configurable in Adaptive Autosar and are set to fixed values by the AUTOSAR Standard.

9.4 Secure Communication

AUTOSAR supports different protocols that provide communication security over a network. To configure the secured communication of `ServiceInterface` elements between a `ProvidedApServiceInstance` and a `RequiredApServiceInstance` the `ServiceInterfaceElementSecureComConfig` meta-class is defined.

[TPS_MANI_03133]{DRAFT} Usage of `ServiceInterfaceElementSecureComConfig` [The `ServiceInterfaceElementSecureComConfig` element is used to define `ServiceInterface` element specific secure communication configuration settings in the context of an `AdaptivePlatformServiceInstance`.]
(RS_MANI_00036)

The modeling allows to protect selected elements of a `ServiceInterface`, like particular `events` or `methods`.

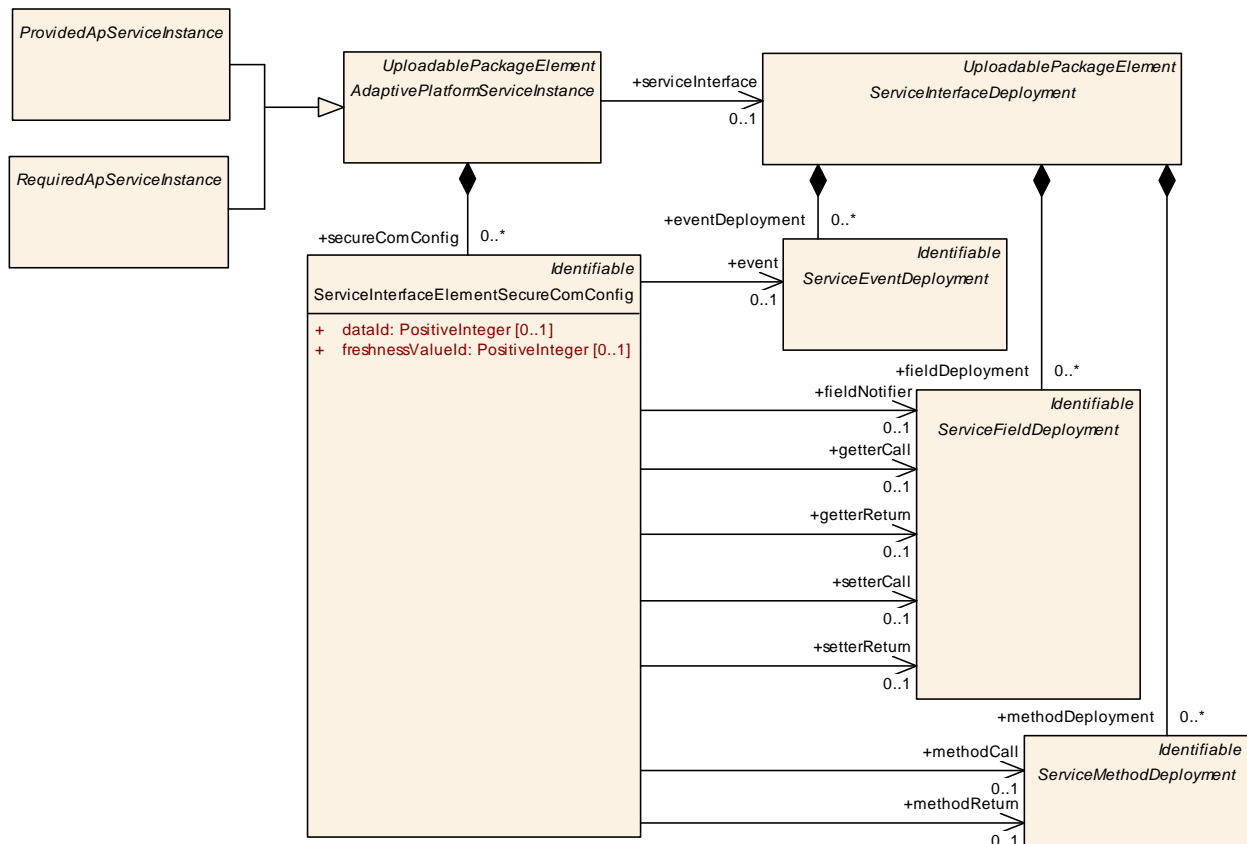


Figure 9.24: Secure Communication

Since the `ServiceInterfaceElementSecureComConfig` meta-class is aggregated by the abstract `AdaptivePlatformServiceInstance` it can be used to configure the secure communication on specific derived classes like `ProvidedSomeipServiceInstance` or `RequiredSomeipServiceInstance` that fit the underlying middleware. With this approach it is possible to define different communication security protections for different used transport layer mechanisms in case of Multi-Binding.

Class	ServiceInterfaceElementSecureComConfig			
Package	M2::AUTOSARTemplates::AdaptivePlatform::ServiceInstanceManifest::SecureCommunication			
Note	This element allows to secure the communication of the referenced ServiceInterface element. Tags: atp.ManifestKind=ServiceInstanceManifest atp.Status=draft			
Base	<code>ARObject</code> , <code>Identifiable</code> , <code>MultilanguageReferrable</code> , <code>Referrable</code>			
Attribute	Type	Mul.	Kind	Note
dataId	PositiveInteger	0..1	attr	This attribute defines a unique numerical identifier for the referenced ServiceInterface element.
event	ServiceEvent Deployment	0..1	ref	Reference to an event that is protected by a security protocol. Tags: atp.Status=draft





Class	ServiceInterfaceElementSecureComConfig			
fieldNotifier	ServiceField Deployment	0..1	ref	Reference to a field notifier that is protected by a security protocol. Tags: atp.Status=draft
freshnessValue Id	PositiveInteger	0..1	attr	This attribute defines the Id of the Freshness Value.
getterCall	ServiceField Deployment	0..1	ref	Reference to a field getter call message that is protected by a security protocol. Tags: atp.Status=draft
getterReturn	ServiceField Deployment	0..1	ref	Reference to a field getter return message that is protected by a security protocol. Tags: atp.Status=draft
methodCall	ServiceMethod Deployment	0..1	ref	Reference to a method call message that is protected by a security protocol. Tags: atp.Status=draft
methodReturn	ServiceMethod Deployment	0..1	ref	Reference to a method return message that is protected by a security protocol. Tags: atp.Status=draft
setterCall	ServiceField Deployment	0..1	ref	Reference to a field setter call message that is protected by a security protocol. Tags: atp.Status=draft
setterReturn	ServiceField Deployment	0..1	ref	Reference to a field setter return message that is protected by a security protocol. Tags: atp.Status=draft

Table 9.61: ServiceInterfaceElementSecureComConfig

[constr_3391]{DRAFT} ServiceInterfaceElementSecureComConfig references to ServiceInterfaceDeployment elements [[ServiceInterfaceElementSecureComConfig](#) element shall be defined for exactly one [ServiceInterface](#) element and shall therefore contain only one single reference to an element defined in the scope of a [ServiceInterfaceDeployment](#).]()

The attributes in the [ServiceInterfaceElementSecureComConfig](#) meta-class are defining security configuration settings that are specific for the referenced [ServiceInterface](#) element in the context of an [AdaptivePlatformServiceInstance](#). The used security protocol is defined in the [ServiceInstanceToMachineMapping](#).

[TPS_MANI_03199]{DRAFT} Endpoint protection by SecureComProps [The [ServiceInstanceToMachineMapping](#) allows to assign security protocol configuration settings that are defined in the referenced [SecureComProps](#) meta-class to protect endpoints that are defined by the Transport Protocol, Port and IP Address on which one or several [AdaptivePlatformServiceInstances](#) are provided or consumed.]([RS_MANI_00036](#))

[TPS_MANI_03200]{DRAFT} SecureComProps for udp, tcp and multicast communication [The [ServiceInstanceToMachineMapping](#) allows to assign security protocol configuration settings for:

- udp communication if the [ServiceInstanceToMachineMapping](#) refers the [SecureComProps](#) in the role [secureComPropsForUdp](#)

- tcp communication in case the [ServiceInstanceToMachineMapping](#) refers the [SecureComProps](#) in the role [secureComPropsForTcp](#)
- multicast communication in case the [ServiceInstanceToMachineMapping](#) refers the [SecOcSecureComProps](#) in the role [secOcComPropsForMulticast](#)

]([RS_MANI_00036](#))

Please note that protection of IP multicast traffic is only supported by SecOC and therefore the [ServiceInstanceToMachineMapping](#) refers directly the [SecOcSecureComProps](#) in the [secOcComPropsForMulticast](#) role.

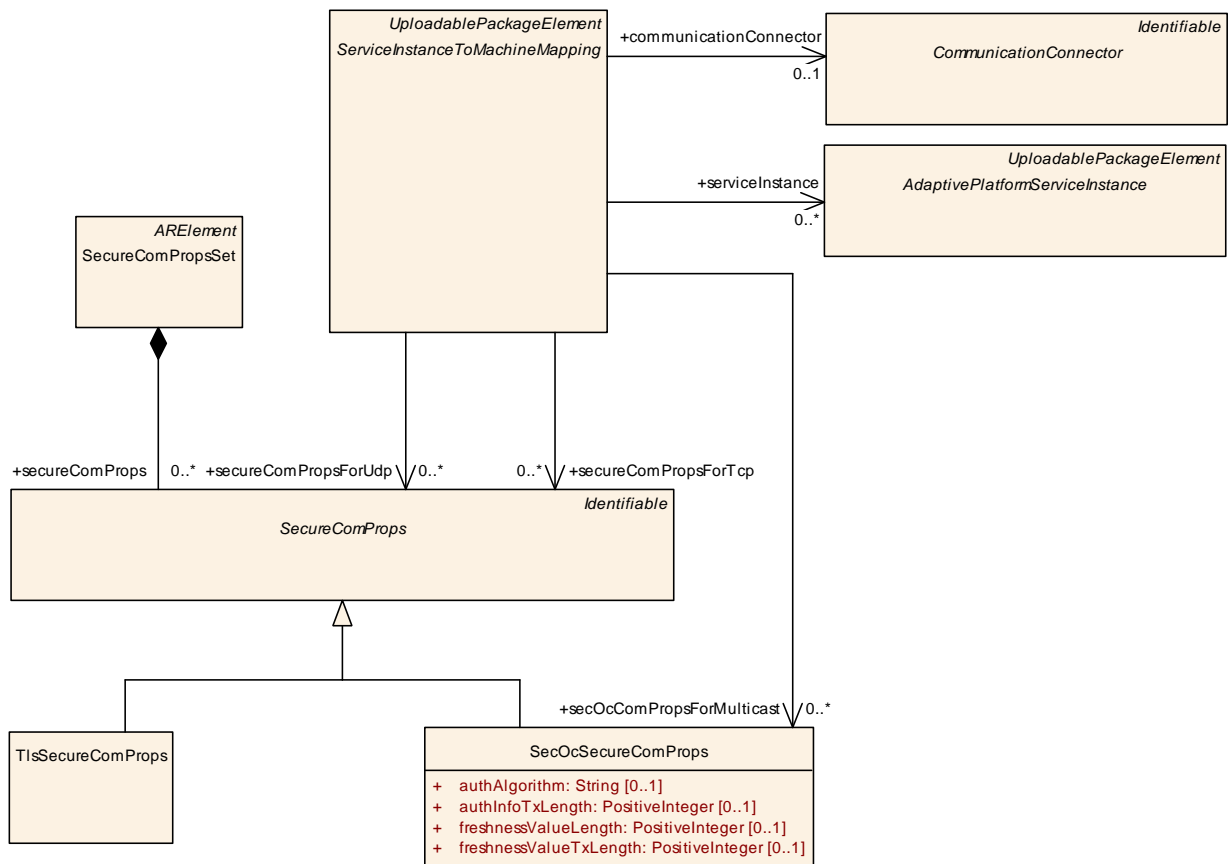


Figure 9.25: Security protocol configuration

Class	SecureComPropsSet
Package	M2::AUTOSARTemplates::AdaptivePlatform::ServiceInstanceManifest::SecureCommunication
Note	This meta-class represents the ability to aggregate a collection of SecureComProps.. Tags: atp.ManifestKind=ServiceInstanceManifest atp.Status=draft atp.recommendedPackage=SecureComPropsSets
Base	ARElement , ARObject , CollectableElement , Identifiable , MultilanguageReferrable , PackageableElement , Referrable





Class	SecureComPropsSet			
Attribute	Type	Mul.	Kind	Note
secureCom Props	SecureComProps	*	aggr	This represents the collection of SecureComProps aggregated at the SecureComPropsSet. Tags: atp.Status=draft

Table 9.62: SecureComPropsSet

Class	<i>SecureComProps</i> (abstract)			
Package	M2::AUTOSARTemplates::AdaptivePlatform::ServiceInstanceManifest::SecureCommunication			
Note	This meta-class defines a communication security protocol and its configuration settings. Tags: atp.ManifestKind=ServiceInstanceManifest atp.Status=draft			
Base	<i>ARObject</i> , <i>Identifiable</i> , <i>MultilanguageReferrable</i> , <i>Referrable</i>			
Subclasses	SecOcSecureComProps , TlsSecureComProps			
Attribute	Type	Mul.	Kind	Note
–	–	–	–	–

Table 9.63: SecureComProps

9.4.1 Secure Communication over TLS

The configuration of the Transport Layer Security (TLS) and Datagram Transport Layer Security (DTLS) protocols is supported with the [TlsSecureComProps](#) meta-class, which is a specialization of [SecureComProps](#).

It is a common use case that only one end of a TLS-based connection is actually modeled in an AUTOSAR model. It is therefore important that the modeling does not rely on or imply knowledge about both ends of such a TLS-based connection.

An AUTOSAR model that only describes one end of the communication is positively required to work, independently of the availability of a formal modeling of the other end.

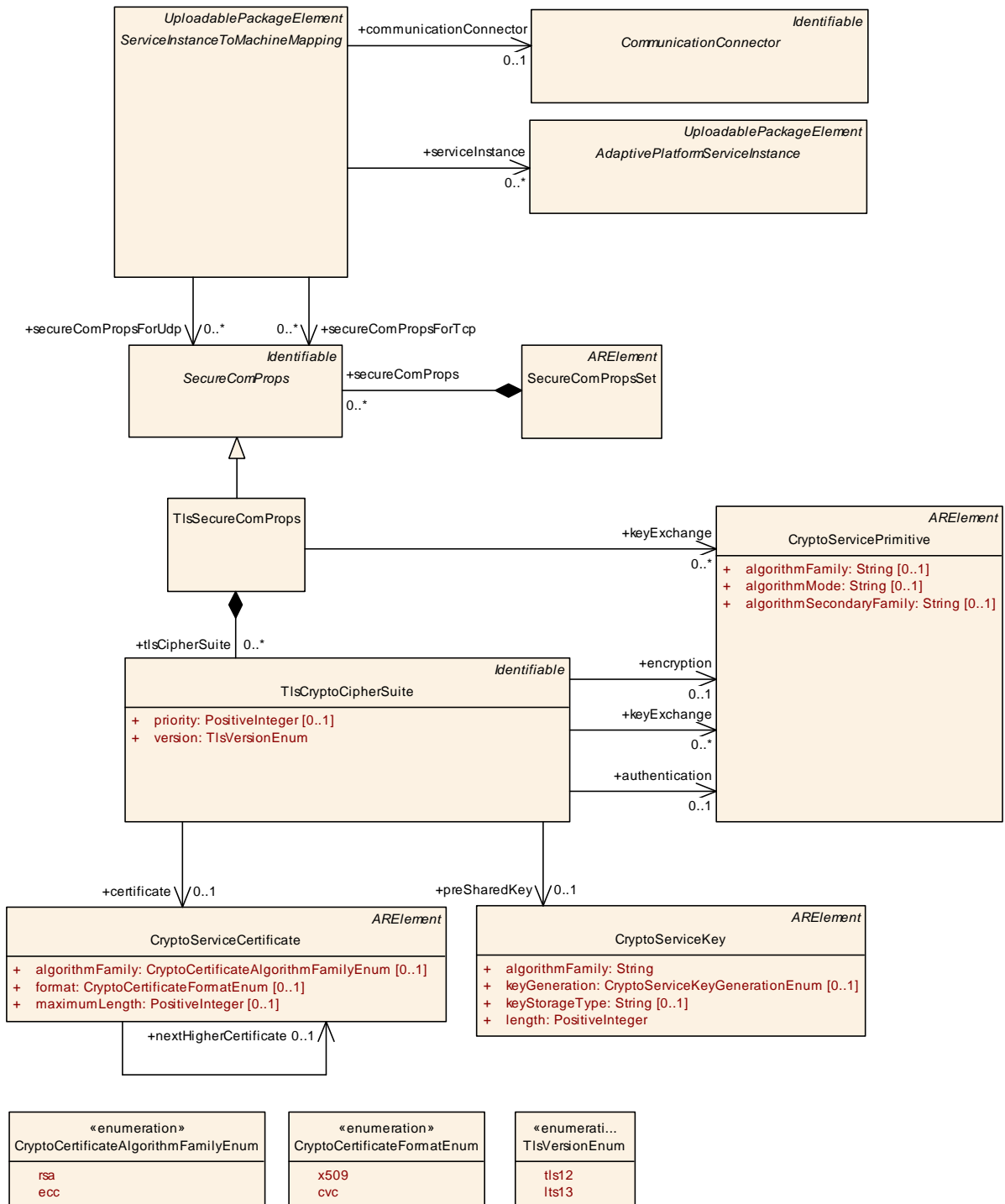


Figure 9.26: Secure Communication over TLS

Class	TlsSecureComProps			
Package	M2::AUTOSARTemplates::AdaptivePlatform::ServiceInstanceManifest::SecureCommunication			
Note	Configuration of the Transport Layer Security protocol (TLS). Tags: atp.ManifestKind=ServiceInstanceManifest atp.Status=draft			
Base	ARObject, Identifiable, MultilanguageReferrable, Referrable, SecureComProps			
Attribute	Type	Mul.	Kind	Note
keyExchange	CryptoServicePrimitive	*	ref	This reference identifies the shared (i.e. applicable for each of the aggregated cipher suites) crypto service primitive for the execution of key exchange during the handshake phase. Tags: atp.Status=draft
tlsCipherSuite	TlsCryptoCipherSuite	*	aggr	Collection of supported cipher suites that are used to negotiate the security settings for a network connection defined by the ServiceInstanceToMachineMapping. Tags: atp.Status=draft

Table 9.64: TlsSecureComProps

Enumeration	CryptoServiceKeyGenerationEnum
Package	M2::AUTOSARTemplates::SystemTemplate::SecureCommunication
Note	This enumeration shall be taken to express the handling of a crypto key in terms of whether it is obtained from e.g. a diagnostic tester or whether it is created by derivation from a master key.
Literal	Description
keyDerivation	This means that the crypto key is created by derivation from a master key. Tags: atp.EnumerationValue=0
keyStorage	This means that the crypto key is obtained from an external entity, e.g. a diagnostic tester. Tags: atp.EnumerationValue=1

Table 9.65: CryptoServiceKeyGenerationEnum

TLS is composed of the TLS Record Protocol and the TLS Handshake Protocol. The Record Protocol provides connection security and encrypts and authenticates packets. The record layer functions can be called at any time after the handshake process is finished, when there is need to receive or send data.

The Handshake Protocol allows the server and client to authenticate each other and to negotiate encryption algorithms and cryptographic keys before any data is exchanged.

In order to establish a cryptographically secure data channel, the communication partners in form of [ServiceInstanceToMachineMappings](#) must agree on ciphersuites and on keys that will be used to encrypt the data.

The client sends a list of supported ciphersuites to the server. The server decides on a ciphersuite from the list provided by the client, and continues with the handshake. Please note that the server and client roles cannot be swapped while the connection exists, i.e. a *server* remains the *server* for the full amount of time the connection exists.

[TPS_MANI_03213]{DRAFT} Semantics of meta-class [TlsSecureComProps](#) [As a sub-class of [SecureComProps](#), meta-class [TlsSecureComProps](#) has the ability to

collect the TLS-related configuration aspects from either the perspective of the client or the server.

In the case of TLS, the collection boils down to the aggregation of meta-class `TlsCryptoCipherSuite` in the role `tlsCipherSuite` plus the ability (by means of the role `keyExchange`) to define handshake properties that are shared for each of the aggregated `tlsCipherSuite`. [\]\(RS_MANI_00036\)](#)

[constr_5047]{DRAFT} Supported values of `ServiceInstanceToMachineMapping.category` [The only supported values of attribute `TlsSecureComProps.category` are:

- **TLS_SERVER**: the `TlsSecureComProps` assumes the role of the *server* in the TLS connection.
- **TLS_CLIENT**: the `TlsSecureComProps` assumes the role of the *client* in the TLS connection.

[\]\(/\)](#)

[TPS_MANI_03134]{DRAFT} Configuration of supported TLS ciphersuites [The creation of a TLS connection requires the usage of a suite of cryptographic operations in specific roles, also known as a *cipher suite*.

Meta-class `TlsCryptoCipherSuite` represents a given cipher suite for a TLS connection. `TlsCryptoCipherSuite` references meta-class `CryptoServicePrimitive` in three dedicated roles that represent the steps of the creation of a TLS connection.

More specifically, the cryptographic operations for setting up a TLS connection involve the following steps:

- **Key exchange**: these `CryptoServicePrimitives` may be used for the handshake phase of the TLS connection. Different alternatives exist for executing this phase and therefore the multiplicity of this reference is 0..*.
- **Authentication** of communication partners during the operational phase of the TLS connection. For this purpose a single `CryptoServicePrimitive` is used on each end of the communication.
- **Encryption** of content exchanged between the communication partners that have established the TLS connection. For this purpose a single `CryptoServicePrimitive` is used on each end of the communication.

[\]\(RS_MANI_00036\)](#)

Class	TlsCryptoCipherSuite			
Package	M2::AUTOSARTemplates::SystemTemplate::SecureCommunication			
Note	This meta-class represents a cipher suite for describing cryptographic operations in the context of establishing a connection of ApplicationEndpoints that is protected by TLS. Tags: atp.ManifestKind=ServiceInstanceManifest atp.Status=draft			
Base	<i>ARObject</i> , <i>Identifiable</i> , <i>MultilanguageReferrable</i> , <i>Referrable</i>			
Attribute	Type	Mul.	Kind	Note
authentication	CryptoServicePrimitive	0..1	ref	This reference identifies the crypto service primitive for the generation and verification of MACs. Tags: atp.Status=draft
certificate	CryptoServiceCertificate	0..1	ref	This reference identifies the applicable certificate. Tags: atp.Status=draft
encryption	CryptoServicePrimitive	0..1	ref	This reference identifies the crypto service primitive for the execution of encryption. Tags: atp.Status=draft
keyExchange	CryptoServicePrimitive	*	ref	This reference identifies the individual (i.e. per cipher suite) crypto service primitive for the execution of key exchange during the handshake phase. Tags: atp.Status=draft
preSharedKey	CryptoServiceKey	0..1	ref	This reference identifies the applicable cryptographic key if the handshake is based on the existence of a pre-shared key (PSK) Tags: atp.Status=draft
priority	PositiveInteger	0..1	attr	This attribute identifies the priority of the cipher suite. Range: 1..65535. Lower values represent higher priorities.
version	TlsVersionEnum	1	attr	This attribute supports the definition of the applicable version of TLS.

Table 9.66: TlsCryptoCipherSuite

Class	CryptoServicePrimitive			
Package	M2::AUTOSARTemplates::SystemTemplate::SecureCommunication			
Note	This meta-class has the ability to represent a crypto primitive. Tags: atp.ManifestKind=ServiceInstanceManifest atp.recommendedPackage=CryptoPrimitives			
Base	<i>ARElement</i> , <i>ARObject</i> , <i>CollectableElement</i> , <i>Identifiable</i> , <i>MultilanguageReferrable</i> , <i>PackageableElement</i> , <i>Referrable</i>			
Attribute	Type	Mul.	Kind	Note
algorithmFamily	String	0..1	attr	This attribute represents a description of the family (e.g. AES) of crypto algorithm implemented by the crypto primitive.
algorithmMode	String	0..1	attr	This attribute represents a description of the mode of the crypto algorithm implemented by the crypto primitive.





Class	CryptoServicePrimitive			
algorithm Secondary Family	String	0..1	attr	This attribute represents a further description of the secondary family of crypto algorithm implemented by the crypto primitive. The secondary family is needed for the specification of the hash algorithm for a signature check, e.g. using RSA.

Table 9.67: CryptoServicePrimitive

Class	CryptoServiceKey			
Package	M2::AUTOSARTemplates::SystemTemplate::SecureCommunication			
Note	This meta-class has the ability to represent a crypto key Tags: atp.ManifestKind=ServiceInstanceManifest atp.recommendedPackage=CryptoDevelopmentKeys			
Base	ARElement , ARObject , CollectableElement , Identifiable , MultilanguageReferrable , PackageableElement , Referrable			
Attribute	Type	Mul.	Kind	Note
algorithmFamily	String	1	attr	This attribute represent the description of the family of the applicable crypto algorithm.
development Value	ValueSpecification	0..1	aggr	This aggregation represents the ability to assign a specific value to the crypto key as part of the system description. This value can then be taken for the development of the respective ECU.
keyGeneration	CryptoServiceKeyGenerationEnum	0..1	attr	This attribute describes how a the specific cryptographic key is created.
keyStorageType	String	0..1	attr	This attribute describes where the enclosing cryptographic key shall be stored. AUTOSAR reserves specific values for this attributes but it is possible to insert custom values as well.
length	PositiveInteger	1	attr	This attribute describes the length of the cryptographic key.

Table 9.68: CryptoServiceKey

[TPS_MANI_03214]{DRAFT} **Existence of [TlsCryptoCipherSuite.keyExchange](#) vs. [TlsSecureComProps.keyExchange](#)** [The role [TlsSecureComProps.keyExchange](#) has been introduced as an optimization.

It is assumed that the references for key exchange look pretty similar if not identical for many concrete [TlsCryptoCipherSuites](#).

Adding these references in an identical form to a bunch of [TlsCryptoCipherSuites](#) does not really make sense. Therefore, [TlsSecureComProps](#) allows to define these references as well with the intention to make them valid for all [TlsSecureComProps.tlsCipherSuites](#).

A mixture of references in the role [TlsCryptoCipherSuite.keyExchange](#) and [TlsSecureComProps.keyExchange](#) is supported.]([RS_MANI_00036](#))

[TPS_MANI_03215]{DRAFT} **Semantics of [CryptoServiceCertificate](#)** [Meta-class [CryptoServiceCertificate](#) represents a cryptographic certificate needed for the creation of a TLS connection between *server* and *client*.]()

Class	CryptoServiceCertificate			
Package	M2::AUTOSARTemplates::SystemTemplate::SecureCommunication			
Note	This meta-class represents the ability to model a cryptographic certificate. Tags: atp.ManifestKind=ServiceInstanceManifest atp.Status=draft atp.recommendedPackage=CryptoServiceCertificates			
Base	ARElement , ARObject , CollectableElement , Identifiable , MultilanguageReferrable , PackageableElement , Referrable			
Attribute	Type	Mul.	Kind	Note
algorithmFamily	CryptoCertificateAlgorithmFamilyEnum	0..1	attr	This attribute represents a description of the family of crypto algorithm used to generate public key and signature of the cryptographic certificate.
format	CryptoCertificateFormatEnum	0..1	attr	This attribute can be used to provide information about the format used to create the certificate
maximumLength	PositiveInteger	0..1	attr	This attribute represents the ability to define the maximum length of the certificate.
nextHigherCertificate	CryptoServiceCertificate	0..1	ref	The reference identifies the next higher certificate in the certificate chain. Tags: atp.Status=draft

Table 9.69: CryptoServiceCertificate

Enumeration	CryptoCertificateAlgorithmFamilyEnum			
Package	M2::AUTOSARTemplates::SystemTemplate::SecureCommunication			
Note	This meta-class defines possible cryptographic algorithm families used to create public keys and signatures within the certificate. Tags: atp.Status=draft			
Literal	Description			
ecc	The cryptographic operations in the certificate are executed using elliptic curves (ecc) Tags: atp.EnumerationValue=2			
rsa	The cryptographic operations in the certificate are executed using the RSA approach. Tags: atp.EnumerationValue=1			

Table 9.70: CryptoCertificateAlgorithmFamilyEnum

Enumeration	CryptoCertificateFormatEnum			
Package	M2::AUTOSARTemplates::SystemTemplate::SecureCommunication			
Note	This meta-class defines possible formats of cryptographic certificates. Tags: atp.Status=draft			
Literal	Description			
cvc	The certificate has been created in Card Verifiable Certificate (CVC) format Tags: atp.EnumerationValue=2			
x509	The certificate is created in X.509 format. Tags: atp.EnumerationValue=1			

Table 9.71: CryptoCertificateFormatEnum

The existence of a certificate is required for the *server* role in order to be able to authenticate itself towards the *client*.

[constr_5048]{DRAFT} Existence of `TlsCryptoCipherSuite.certificate` in the *server* role [Either of the references to

- `CryptoServiceCertificate` in the role `TlsCryptoCipherSuite.certificate`
- `CryptoServiceKey` in the role `TlsCryptoCipherSuite.preSharedKey`

shall exist if the `CryptoServiceCertificate` is referenced from a `ServiceInstanceToMachineMapping` that has attribute `category` set to the value `TLS_SERVER`.]()

The *client* may also use a certificate to authenticate itself to the *server*, but this is not mandatory. If this option is not used then other documented approaches for completing the handshake phase is foreseen for the specific case.

[TPS_MANI_03216]{DRAFT} Existence of `TlsCryptoCipherSuite.certificate` in the *client* role [Either of the references to

- `CryptoServiceCertificate` in the role `TlsCryptoCipherSuite.certificate`
- `CryptoServiceKey` in the role `TlsCryptoCipherSuite.preSharedKey`

may exist if the `CryptoServiceCertificate` is referenced from a `ServiceInstanceToMachineMapping` that has attribute `category` set to the value `TLS_CLIENT`.]([RS_MANI_00036](#))

If the reference exists then the *client* intends to authenticate itself against the server during the handshake phase using a cryptographic certificate.

[TPS_MANI_03137]{DRAFT} `ServiceInterfaceElementSecureComConfig` is not relevant in case of TLS communication [The element `ServiceInterfaceElementSecureComConfig` is not relevant in case of TLS communication.]([RS_MANI_00036](#))

[constr_3485]{DRAFT} UDP endpoint using DTLS can only serve provided or required service instances exclusively [A `ServiceInstanceToMachineMapping` that refers to `TlsSecureComProps` in the role `secureComPropsForUdp` is not allowed to refer to `ProvidedApServiceInstances` and at the same time to `RequiredApServiceInstances` in the role `serviceInstance`. In other words a UDP endpoint using DTLS can only serve provided or required service instances exclusively.]()

[constr_3486]{DRAFT} TCP endpoint using TLS can only serve provided or required service instances exclusively. [A `ServiceInstanceToMachineMapping` that refers to `TlsSecureComProps` in the role `secureComPropsForTcp` is not allowed to refer to `ProvidedApServiceInstances` and at the same time to `RequiredApServiceInstances` in the role `serviceInstance`. In other words a TCP endpoint using TLS can only serve provided or required service instances exclusively.]()

The reason for [constr_3485] and [constr_3486] is that the (D)TLS client needs to establish the (D)TLS connection and a TCP/UDP endpoint that is described by the `ServiceInstanceToMachineMapping` can only take one role: (D)TLS client or (D)TLS server. If a `ServiceInstanceToMachineMapping` would act as (D)TLS client and would refer to a `ProvidedApServiceInstance` then this (D)TLS client would need to establish the (D)TLS connection. But in this case the (D)TLS client would not know to which remote service client a connection needs to be established since different `RequiredApServiceInstances` may directly call methods of the `ProvidedApServiceInstance` without any registration.

The same issue exists if the `ServiceInstanceToMachineMapping` acts as (D)TLS server and refers to `RequiredApServiceInstances`. The (D)TLS client needs to establish the (D)TLS connection before any messages are exchanged. But the remote service provider has no knowledge that this service consumer wants to call methods over a (D)TLS connection.

9.4.2 Secure Communication over SecOC

AUTOSAR Secure Onboard Communication (SecOC) supports symmetric and asymmetric authentication approaches. To configure the SecOC secure protection of a message by a MAC or Signature the `ServiceInterfaceElementSecureComConfig` needs to be defined. This element contains the configuration settings for the individual `ServiceInterface` elements. In addition the `ServiceInstanceToMachineMapping` needs to point to `SecOcSecureComProps` to configure the endpoint protection that is defined by the Transport Protocol, Port and IP Address.

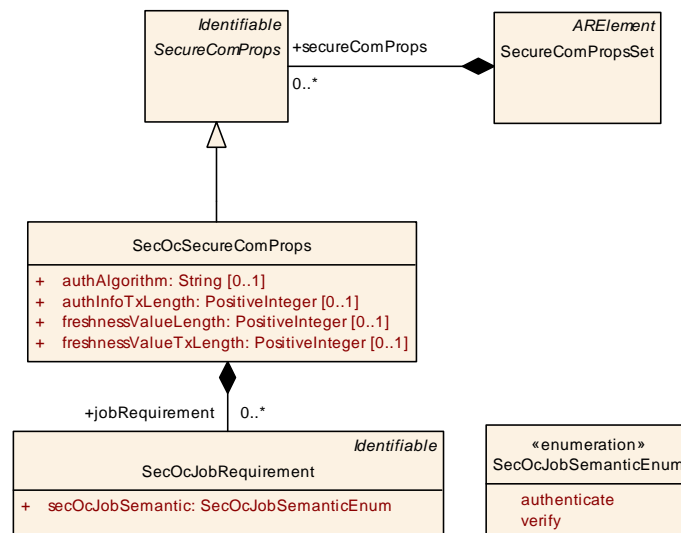


Figure 9.27: Secure Communication over SecOC

[constr_3392]{DRAFT} `ServiceInterfaceElementSecureComConfig.dataId` and `ServiceInterfaceElementSecureComConfig.freshnessValueId` are

mandatory in case of SecOC communication [The attributes [ServiceInterfaceElementSecureComConfig.dataId](#) and [ServiceInterfaceElementSecureComConfig.freshnessValueId](#) are mandatory in case of SecOC communication.]()

[TPS_MANI_03138]{DRAFT} SecOC Security Profile [The SecOC security profile is defined by [SecOcSecureComProps.category](#).]([RS_MANI_00036](#))

Class	SecOcSecureComProps			
Package	M2::AUTOSARTemplates::AdaptivePlatform::ServiceInstanceManifest::SecureCommunication			
Note	Configuration of AUTOSAR SecOC. Tags: atp.ManifestKind=ServiceInstanceManifest atp.Status=draft			
Base	ARObject , Identifiable , MultilanguageReferrable , Referrable , SecureComProps			
Attribute	Type	Mul.	Kind	Note
authAlgorithm	String	0..1	attr	This attribute defines the authentication algorithm used for MAC generation and verification.
authInfoTxLength	PositiveInteger	0..1	attr	This attribute defines the length in bits of the authentication code to be included in the payload of the authenticated Message.
freshnessValueLength	PositiveInteger	0..1	attr	This attribute defines the complete length in bits of the Freshness Value.
freshnessValueTxLength	PositiveInteger	0..1	attr	This attribute defines the length in bits of the Freshness Value to be included in the payload of the secured message. In other words this attribute defines the length of the authenticated Message.
jobRequirement	SecOcJobRequirement	*	aggr	Collection of cryptographic job requirements. Tags: atp.Status=draft

Table 9.72: SecOcSecureComProps

[TPS_MANI_03139]{DRAFT} Standardized SecOC Security Profiles [The SecOC security profile that is defined by [SecOcSecureComProps.category](#) can have the following values that are standardized by AUTOSAR: PROFILE_01, PROFILE_02, PROFILE_03.]([RS_MANI_00036](#))

The attribute values for the predefined categories mentioned in [\[TPS_MANI_03139\]](#) are defined in [\[constr_3325\]](#) in [\[16\]](#).

[TPS_MANI_03140]{DRAFT} Non-Standardized SecOC Security Profiles [The values for the [SecOcSecureComProps.category](#) mentioned in [\[TPS_MANI_03139\]](#) are standardized and reserved for being used in the way the AUTOSAR standard foresees. In addition, it is positively possible to use other than the standardized values for the [SecOcSecureComProps.category](#).]([RS_MANI_00036](#))

With the [SecOcJobRequirement](#) the cryptographic routines can be selected that need to be supported. In case of SecOC it can be selected whether the symmetric and/or asymmetric authentication approach is needed.

Class	SecOcJobRequirement			
Package	M2::AUTOSARTemplates::AdaptivePlatform::ServiceInstanceManifest::SecureCommunication			
Note	Requirements for the cryptographic job that need to be executed. Tags: atp.ManifestKind=ServiceInstanceManifest atp.Status=draft			
Base	ARObject, Identifiable , MultilanguageReferrable , Referrable			
Attribute	Type	Mul.	Kind	Note
secOcJobSemantic	SecOcJobSemanticEnum	1	attr	This attribute defines the cryptographic algorithm that needs to be supported.

Table 9.73: SecOcJobRequirement

Enumeration	SecOcJobSemanticEnum			
Package	M2::AUTOSARTemplates::AdaptivePlatform::ServiceInstanceManifest::SecureCommunication			
Note	List of cryptographic routines supported by SecOC. Tags: atp.Status=draft			
Literal	Description			
authenticate	Authentication algorithm for Authenticator generation/verification. Tags: atp.EnumerationValue=0			
verify	Asymmetric cryptographic algorithm to generate/verify a signature Tags: atp.EnumerationValue=1			

Table 9.74: SecOcJobSemanticEnum

9.5 Log and Trace

The Log and Trace functionality in AUTOSAR supports the monitoring of applications and provides means to forward logging information onto the communication bus, the console, or to the file system. The logging information is put into a standardized delivery and presentation format that is described in more detail in the Log and Trace Protocol specification [26]. The format contains meta-data that identifies for example the application that produces the logging information.

This chapter describes settings that are available in the Execution Manifest and Service Instance Manifest to configure the logging framework. Some of these settings will be put as meta-data into the Log and Trace messages.

[TPS_MANI_03160]{DRAFT} Log and Trace configuration options in the Execution Manifest [

- The `logTraceProcessId` in the `Process` identifies the application instance and is put as `ApplicationId` into the log and trace message.
- The `logTraceProcessDesc` in the `Process` is an optional setting that allows to describe the `logTraceProcessId` as descriptive text.
- `logTraceLogMode` in the `Process` defines the destination to which the log messages will be forwarded.

- `logTraceDefaultLogLevel` in the `Process` defines the initial log reporting level for the application instance. The log level defines the severity grade of the Log Message.
- `logTraceFilePath` in the `Process` This attribute defines the destination file to which the logging information is passed.

](RS_MANI_00037)

[constr_3426]{DRAFT} The `logTraceFilePath` is mandatory in case that `logTraceLogMode` is set to `file` [In case that the `logTraceLogMode` is set to `file` the `logTraceFilePath` shall be set to a value.]()

[constr_3427]{DRAFT} The `logTraceFilePath` is only relevant if `logTraceLogMode` is set to `file` [The `logTraceFilePath` shall only be used if `logTraceLogMode` is set to `file`.]()

[TPS_MANI_03161]{DRAFT} **Log and Trace configuration options in the Service Instance Manifest** [

- The `enablesLogTrace` flag in the `ServiceInstanceToPortPrototypeMapping` enables or disables the tracing of the communication over the referenced `PortPrototype` of the referenced `Process`.
- The `logTracePortId` identifies the communication of the referenced `Process` and is put as `ContextId` into the log and trace message.

](RS_MANI_00037)

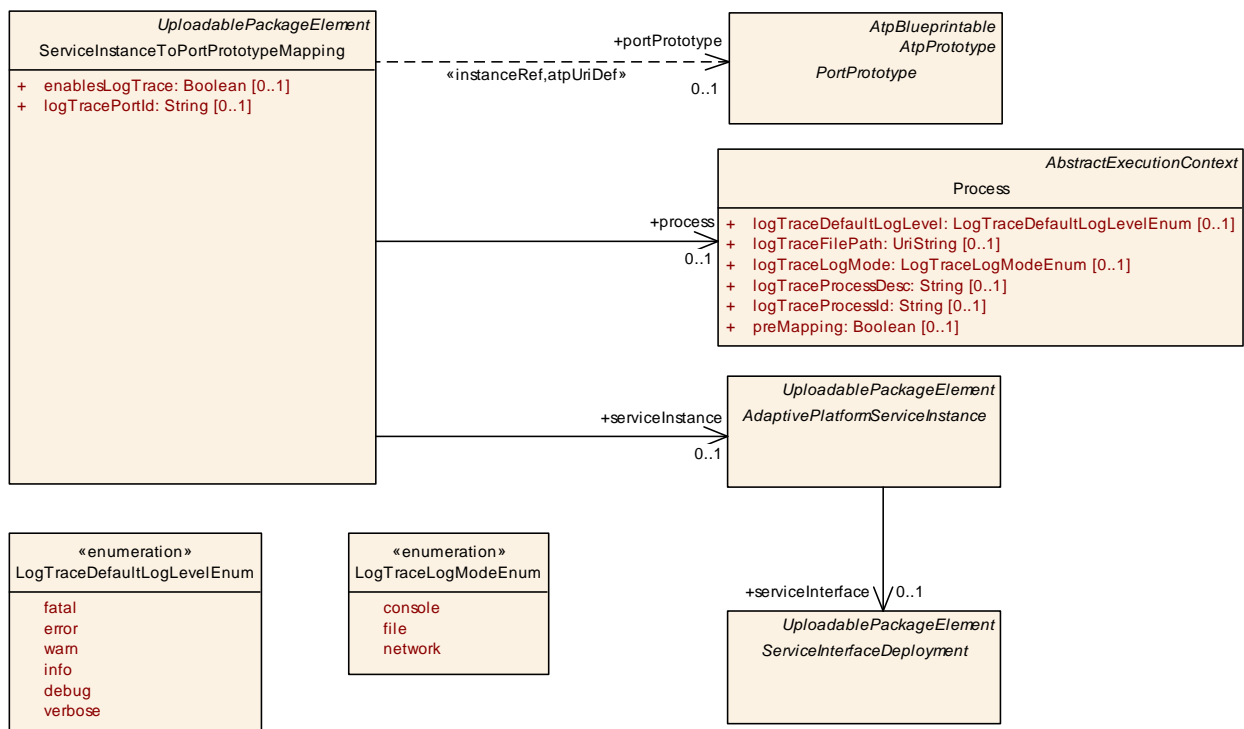


Figure 9.28: Log and Trace configuration in Application- and ServiceInstanceManifest

The output channel on Ethernet for the Log and Trace messages is configured in the Machine Manifest. The `LogAndTraceInstantiation` aggregates a `NetworkConfiguration` in the role `networkConfiguration` that allows to specify over which Transport Protocol (Udp or Tcp), Port and IP Address the messages are transported.

<i>Enumeration</i>	LogTraceLogModeEnum
Package	M2::AUTOSARTemplates::AdaptivePlatform::ExecutionManifest
Note	This enum defines the possible destinations of a log&trace message. Tags: atp.Status=draft
Literal	Description
console	Destination of log message will be the console output. Tags: atp.EnumerationValue=0
file	Destination of log message will be a file on the file system. Tags: atp.EnumerationValue=1
network	Log message will be transmitted over the communication bus. Tags: atp.EnumerationValue=2

Table 9.75: LogTraceLogModeEnum

<i>Enumeration</i>	LogTraceDefaultLogLevelEnum
Package	M2::AUTOSARTemplates::AdaptivePlatform::ExecutionManifest
Note	This enum defines available log&trace log levels that may be used to define the severity level of a log message. Tags: atp.Status=draft
Literal	Description
debug	Detailed information for programmers Tags: atp.EnumerationValue=4
error	Error with impact to correct functionality Tags: atp.EnumerationValue=1
fatal	Fatal error Tags: atp.EnumerationValue=0
info	High level information Tags: atp.EnumerationValue=3
verbose	Verbose debug message Tags: atp.EnumerationValue=5
warn	Warning if correct behavior cannot be ensured Tags: atp.EnumerationValue=2

Table 9.76: LogTraceDefaultLogLevelEnum

10 Signal-based communication

10.1 Overview

The applications on the adaptive platform communicate with each other in a service-oriented manner. But there is also a use case where applications on the *AUTOSAR adaptive platform* need to communicate with software-components running on the *AUTOSAR classic platform*.

If the remote ECU on the *AUTOSAR classic platform* communicates via SOME/IP in a service-oriented manner and uses the SOME/IP transformer to serialize its data, then the communication with the *Machine* on the *AUTOSAR adaptive platform* can be established directly without any adaptations of neither the ECU nor the *Machine*.

If the counterpart on the *AUTOSAR classic platform* ECU communicates only using signal-based communication over, e.g., CAN or FlexRay, the translation of the signal-based content into *ServiceInterfaces* needs to be established.

Such a Signal-to-Service translation may happen in a Gateway that is implemented on an ECU on the *AUTOSAR classic platform*. Such a solution is out of scope of this document since it is handled using the *AUTOSAR classic platform* configuration means.

Another alternative for this translation is to happen directly on the *Machine* on the *AUTOSAR adaptive platform* by an Application that is running in the Process, as sketched in [Figure 10.1](#).

This Application communicates with other applications on the *AUTOSAR adaptive platform* in the service-oriented way over `ara::com`; but it is also able to transmit and receive *ISignals* as well as communicate signal-based with remote ECUs on the *AUTOSAR classic platform*.

In order to make this possible, software that conforms to the specification of the COM stack on the *AUTOSAR classic platform* needs to be executed on the *Machine* on the *AUTOSAR adaptive platform*.

For the configuration of this software, the System Description based on the System Template on the *AUTOSAR classic platform* is used that contains a communication matrix description with *Pdus* and *ISignals*.

This chapter introduces a modeling that creates a bridge between the service-oriented communication based on *ServiceInterfaces* of the *AUTOSAR adaptive platform* and the signal-based communication involving the definition of *Pdus* and *ISignals* that are used on the *AUTOSAR classic platform*.

The Signal-to-Service mapping, together with the *AUTOSAR classic platform* System Description, allows to configure the communication between a *Machine* on the *AUTOSAR adaptive platform* and an ECU on the *AUTOSAR classic platform*. Please

note that in a setup like the one sketched in [Figure 10.1](#), the *AUTOSAR classic platform* System Description would also contain a Pdu or Signal Gateway configuration between the Ethernet and the CAN bus.

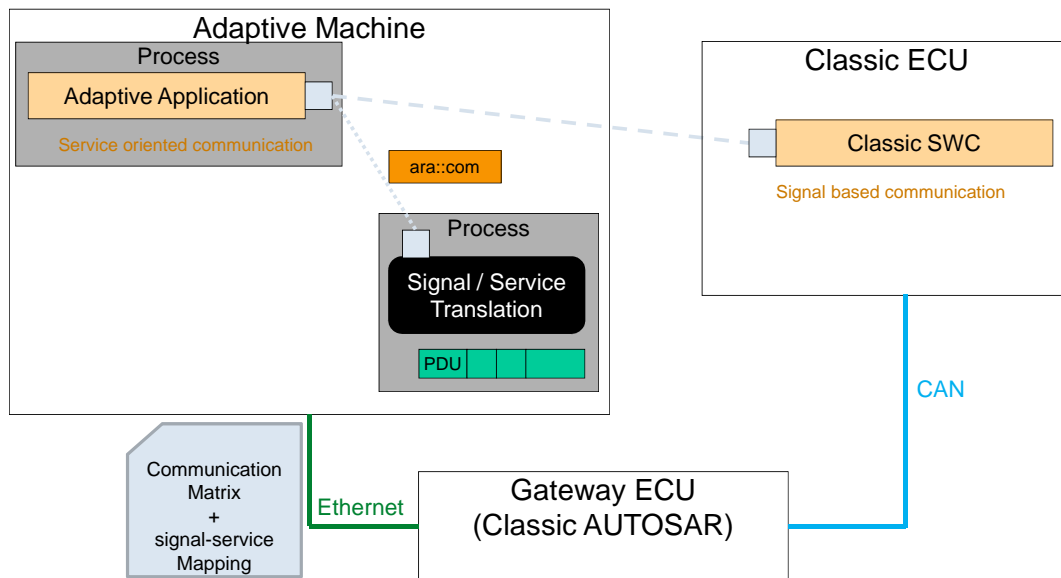


Figure 10.1: SignalToService translation in Application on Adaptive Machine

Please note that the configuration of such signal-based communication on an adaptive machine may be solved in two different ways:

1. The communication matrix definition (ARXML System Description) and the Signal-to-Service mapping is available on the target machine and is interpreted at run-time (like the manifest approach).
2. The communication matrix definition (ARXML System Description) and the Signal-to-Service mapping is built off-board and the application executable gets uploaded to the target *Machine* in response to changes in the communication matrix.

10.2 Signal-based Deployment

The [SignalBasedServiceInterfaceDeployment](#), as a specialization of [ServiceInterfaceDeployment](#), allows to express that the [ServiceInterface](#) referenced in the role [serviceInterface](#) will be transmitted in the signal-based way over a communication medium.

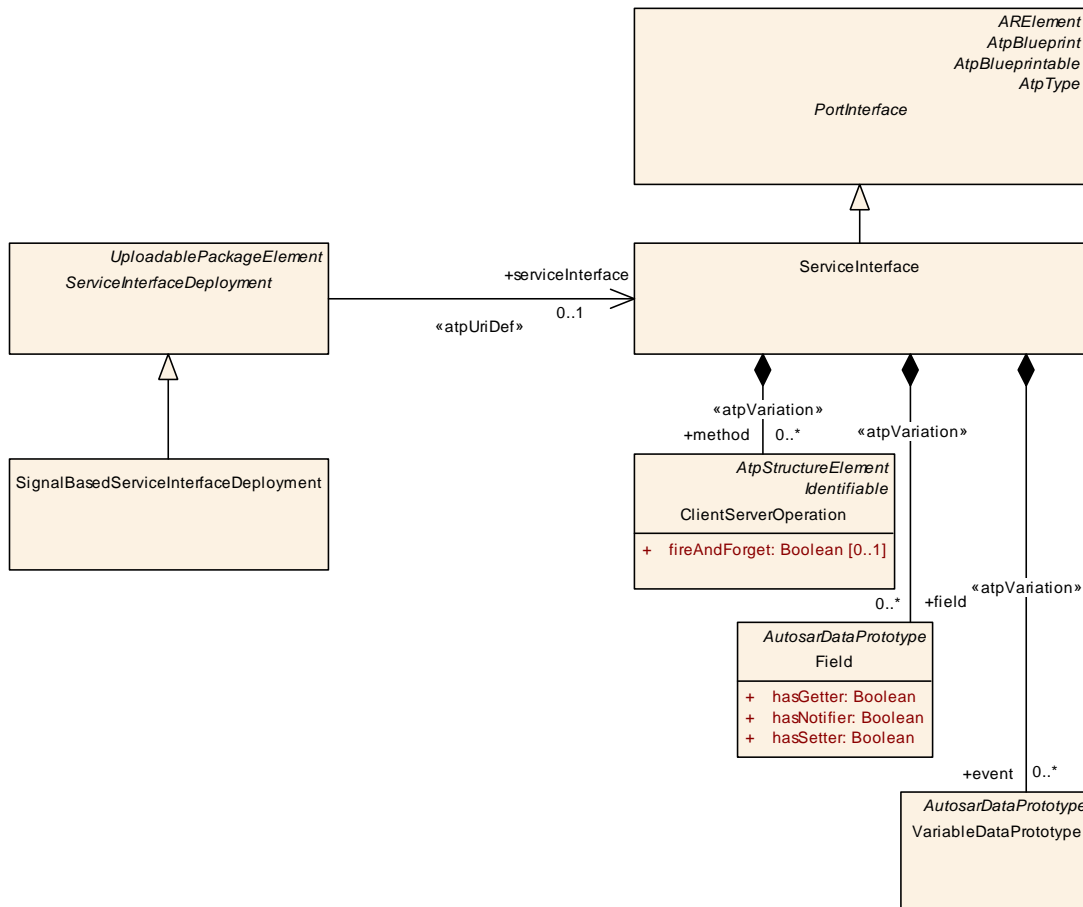


Figure 10.2: Signal-based deployment of ServiceInterface

[TPS_MANI_03120]{DRAFT} **Signal-based `ServiceInterface` binding** [The `SignalBasedServiceInterfaceDeployment` meta-class provides the ability to bind a `ServiceInterface` that is referenced in the role `serviceInterface` to a signal-based communication protocol like CAN or FlexRay.] ([RS_MANI_00029](#))

Please note that in contrast to other `ServiceInterfaceDeployments` that are described in [section 9.1](#), the communication is not described with `AdaptivePlatform-ServiceInstance` elements but with a Signal-to-Service Mapping and a classic platform System Description.

Class	SignalBasedServiceInterfaceDeployment
Package	M2::AUTOSARTemplates::AdaptivePlatform::ServiceInstanceManifest::ServiceInterfaceDeployment
Note	Signal-based configuration settings for a <code>ServiceInterface</code> from which the content will be transmitted in the signal-based way over a communication medium. Tags: atp.Status=draft atp.recommendedPackage=ServiceInterfaceDeployments
Base	ARElement , ARObject , CollectableElement , Identifiable , MultilanguageReferrable , PackageableElement , Referrable , ServiceInterfaceDeployment , UploadablePackageElement





Class	SignalBasedServiceInterfaceDeployment			
Attribute	Type	Mul.	Kind	Note
–	–	–	–	–

Table 10.1: SignalBasedServiceInterfaceDeployment

10.3 Signal-To-Service Mapping

This chapter describes the mapping of [ServiceInterface](#) elements of a specific [AdaptivePlatformServiceInstance](#) to [ISignalTriggerings](#).

Note that according to [TPS_MANI_03555] the same Ethernet socket (via [ISignalTriggering](#), [PduTriggering](#), and [SocketConnection](#)) may be used for signal-based and service-oriented communication at the same time.

Class	ServiceInstanceToSignalMappingSet			
Package	M2::AUTOSARTemplates::AdaptivePlatform::SignalBasedCommunication			
Note	This meta-class represents a list of mappings of ServiceInstances to ISignalTriggerings. Tags: atp.Status=draft atp.recommendedPackage=ServiceInstanceToSignalMappingSets			
Base	ARElement , ARObject , CollectableElement , Identifiable , MultilanguageReferrable , PackageableElement , Referrable			
Attribute	Type	Mul.	Kind	Note
serviceInstanceToSignalMapping	ServiceInstanceToSignalMapping	*	aggr	This is one particular mapping association of a Service Instance to a number of ISignalTriggerings, Tags: atp.Status=draft

Table 10.2: ServiceInstanceToSignalMappingSet

Class	ServiceInstanceToSignalMapping			
Package	M2::AUTOSARTemplates::AdaptivePlatform::SignalBasedCommunication			
Note	This meta-class is defined for a specific ServiceInstance and contains the mappings of elements of a ServiceInterface for which the ServiceInstance is defined to individual ISignalTriggerings. Tags: atp.Status=draft			
Base	ARObject , Identifiable , MultilanguageReferrable , Referrable			
Attribute	Type	Mul.	Kind	Note
eventElementMapping	SignalBasedEventElementToSignalTriggeringMapping	*	aggr	Mapping of an event or an element inside of the event to an ISignalTriggering. Tags: atp.Status=draft
fieldMapping	SignalBasedFieldToSignalTriggeringMapping	*	aggr	Mapping of a field to ISignalTriggerings. Tags: atp.Status=draft
methodMapping	SignalBasedMethodToSignalTriggeringMapping	0..1	aggr	Mapping of a method to ISignalTriggerings. Tags: atp.Status=draft





Class	ServiceInstanceToSignalMapping			
serviceInstance	AdaptivePlatformServiceInstance	0..1	ref	Reference to a ServiceInstance from which the corresponding ServiceInterface elements will be transported in the signal-based way over a communication medium. Tags: atp.Status=draft

Table 10.3: ServiceInstanceToSignalMapping

The [ServiceInstanceToSignalMapping](#) refers to an [AdaptivePlatformServiceInstance](#) and thereby defines which [serviceInterface](#) elements will be mapped by the aggregated [eventElementMapping](#), [methodMapping](#) and/or [fieldMapping](#) to [ISignalTriggerings](#). This is described in details in the following chapters.

10.3.1 SignalBasedEvent Mapping

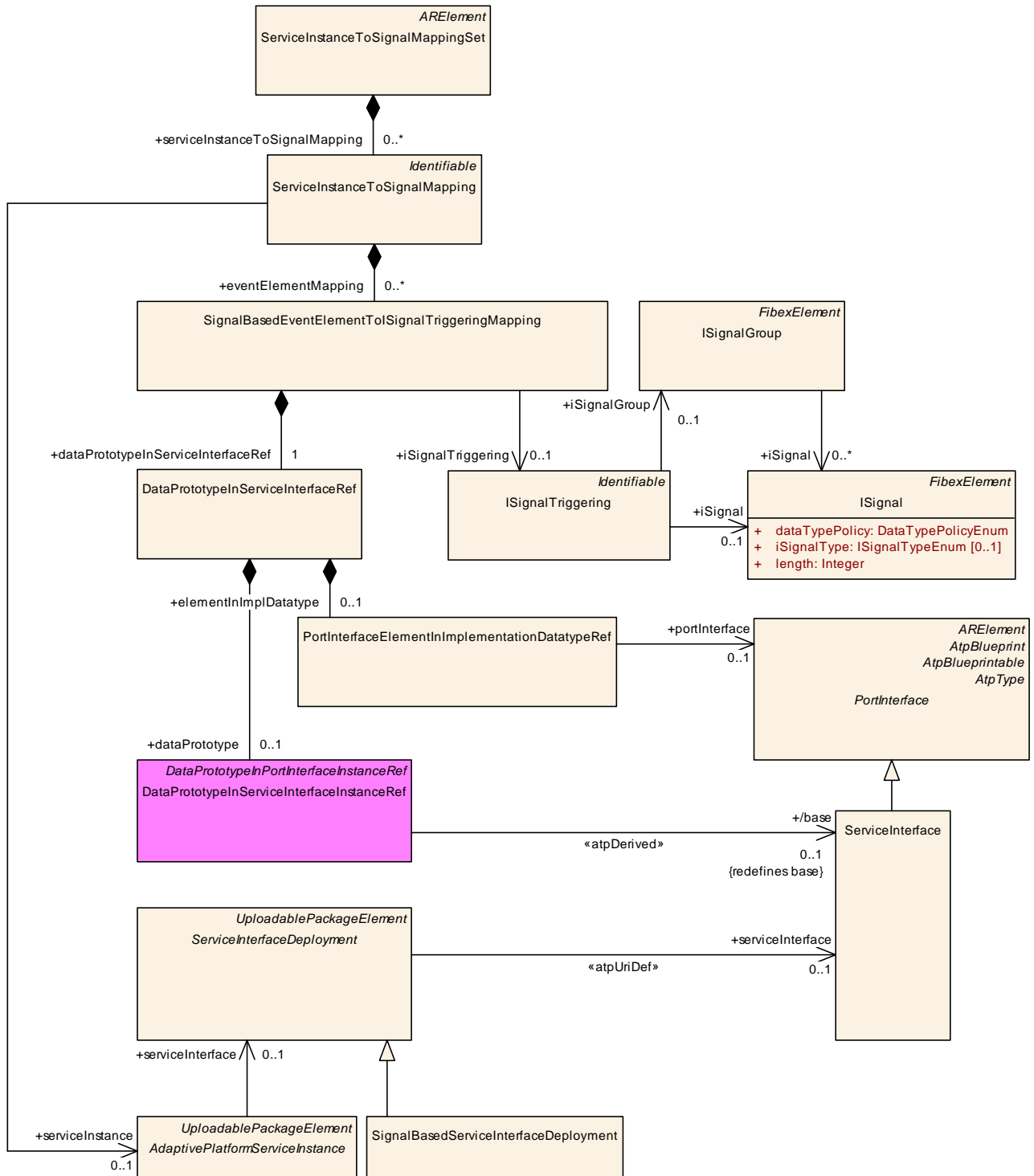


Figure 10.3: Mapping of Event elements to ISignals

[TPS_MANI_03124]{DRAFT} **ServiceInterface.event** to **ISignalTriggering** mapping [The **SignalBasedEventElementToSignalTriggeringMapping** meta-class provides the ability to map a **DataPrototype** defined in the context

of a [ServiceInterface](#) to one [ISignalTriggering](#) of the [ISignal](#) or [ISignalGroup](#). | ([RS_MANI_00029](#))

Class	SignalBasedEventElementToSignalTriggeringMapping			
Package	M2::AUTOSARTemplates::AdaptivePlatform::SignalBasedCommunication			
Note	This meta-class defines the mapping of a ServiceInterface event or an element that is defined inside of the event in case that the datatype is composite to an ISignalTriggering . Tags: atp.Status=draft			
Base	ARObject			
Attribute	Type	Mul.	Kind	Note
dataPrototypeInServiceInterfaceRef	DataPrototypeInServiceInterfaceRef	1	aggr	Reference to a DataPrototype or to an internal structure of a DataPrototype in the context of a ServiceInterface . Tags: atp.Status=draft
iSignalTriggering	ISignalTriggering	0..1	ref	Reference to the ISignalTriggering that is used to transport a piece of data of an event that is defined in a ServiceInterface in a signal-based way over a communication channel. Tags: atp.Status=draft

Table 10.4: SignalBasedEventElementToSignalTriggeringMapping

In the example sketched in [Figure 10.4](#) the *TestEvent* in the *TestServiceInterface* is of type *struct1* that consists of a primitive element *a* and struct *b*. The struct *b* consists of the primitive elements *x*, *y* and *z*.

One [ServiceInstanceToSignalMapping](#) with several [SignalBasedEventElementToISignalTriggeringMappings](#) is necessary to map the *TestEvent* to the corresponding [ISignalTriggerings](#).

One [SignalBasedEventElementToISignalTriggeringMapping](#) maps the [DataPrototype](#) that represents the *TestEvent* to an [ISignalTriggering](#) of an [ISignalGroup](#). Here the [dataPrototype](#) role of [DataPrototypeInServiceInterfaceRef](#) is used to refer to the [targetDataPrototype](#) according to the rules defined in [[TPS_MANI_01136](#)] and [[TPS_MANI_01137](#)].

Additional [SignalBasedEventElementToISignalTriggeringMappings](#) are necessary to map the primitive [DataPrototypes](#) *a*, *x*, *y* and *z* to [ISignalTriggerings](#) of [ISignals](#) located in the [ISignalGroup](#).

The example shows the mapping of *z* to the [ISignalTriggering](#). Here the [elementInImplDatatype](#) role of [DataPrototypeInServiceInterfaceRef](#) is used to refer to the [targetDataPrototype](#) since it refers to the internal structure of an [AutosarDataPrototype](#) which is typed by a [CppImplementationDatatype](#). The context of this reference is defined by the *TestEvent* and struct *b*.

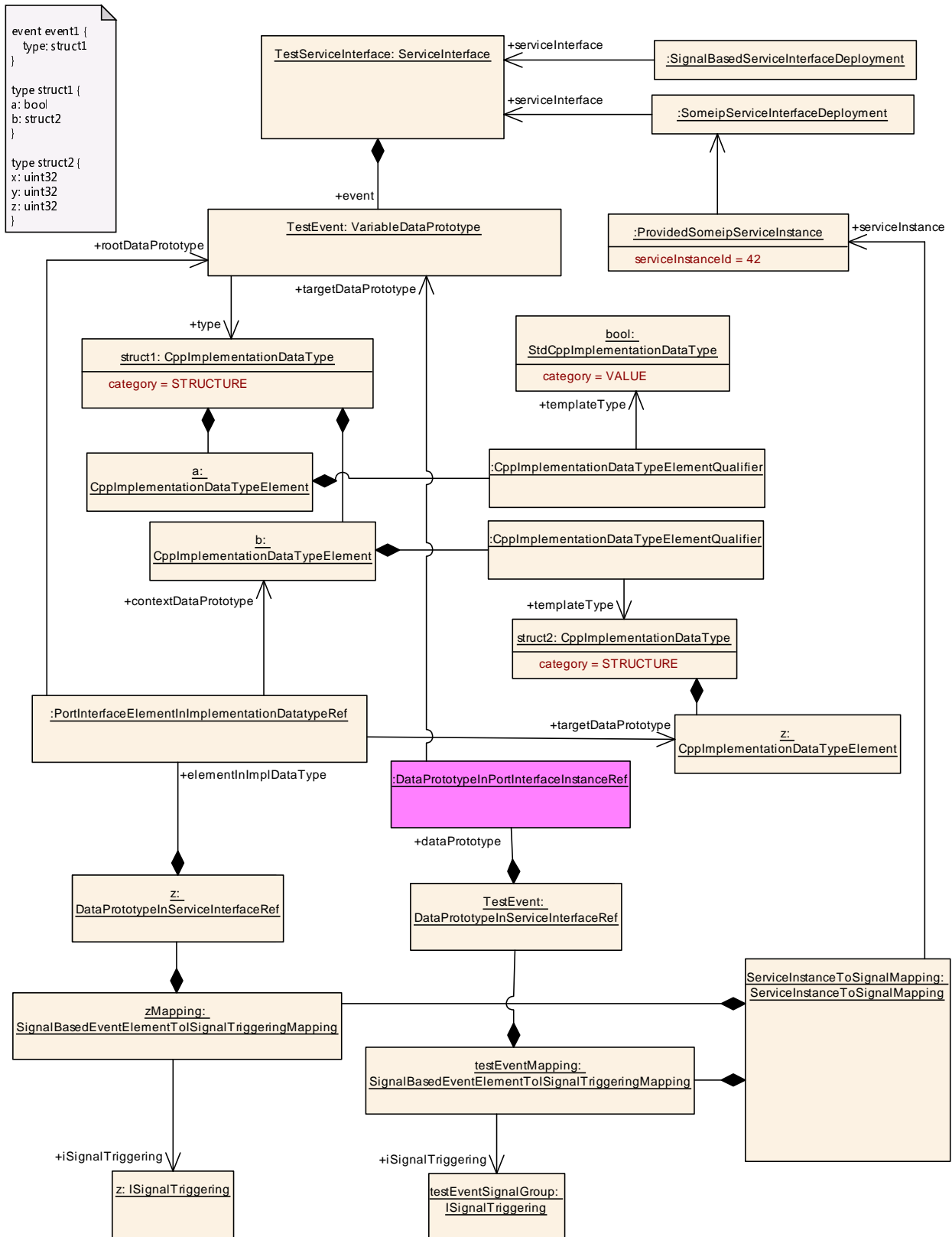


Figure 10.4: Example for a mapping of event content to a Signal

10.3.2 SignalBasedField Mapping

[TPS_MANI_03126]{DRAFT} **ServiceInterface.field** mapping to **ISignalTriggerings** [The `SignalBasedFieldToISignalTriggeringMapping` meta-class provides the ability to map a `field`

- to one `ISignalTriggering` for the `ISignalGroup` representing the Notifier or
- to one `ISignalTriggering` for the `ISignal` representing the primitive Notifier element or
- to one `ISignalTriggering` for the `ISignal` representing the Getter-Call and one `ISignalTriggering` for the `ISignal` representing the Getter-Return or
- to one `ISignalTriggering` for the `ISignal` representing the Setter-Call and one `ISignalTriggering` for the `ISignal` representing the Setter-Return.

]([RS_MANI_00029](#))

It means that several `SignalBasedFieldToISignalTriggeringMappings` may be necessary to map a `field` to the corresponding `ISignalTriggerings`.

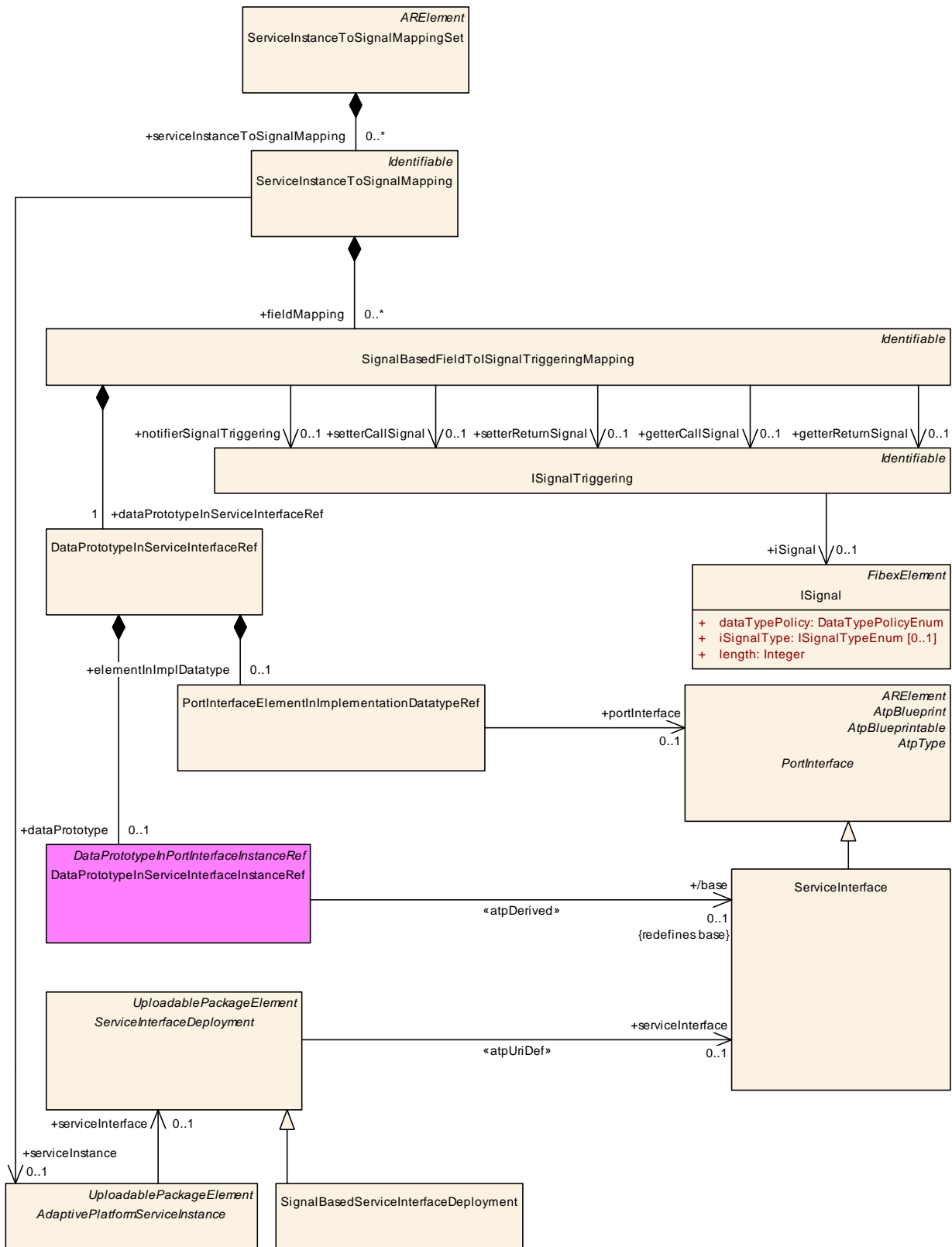


Figure 10.5: Mapping of Fields to ISignals

Class	SignalBasedFieldToSignalTriggeringMapping			
Package	M2::AUTOSARTemplates::AdaptivePlatform::SignalBasedCommunication			
Note	This meta-class defines the mapping of a ServiceInterface field to ISignalTriggerings that represent the notifier elements, the getter call and response, the setter call and response on a signal-based communication channel. Tags: atp.Status=draft			
Base	ARObject, Identifiable, MultilanguageReferrable, Referrable			
Attribute	Type	Mul.	Kind	Note
dataPrototypeInServiceInterfaceRef	DataPrototypeInServiceInterfaceRef	1	aggr	Reference to a DataPrototype or to an internal structure of a DataPrototype in the context of a ServiceInterface. Tags: atp.Status=draft
getterCallSignal	ISignalTriggering	0..1	ref	Reference to the ISignalTriggering that is used to transport the getter method call in a signal-based way over a communication channel. Tags: atp.Status=draft
getterReturnSignal	ISignalTriggering	0..1	ref	Reference to the ISignalTriggering that is used to transport the getter method response in a signal-based way over a communication channel. Tags: atp.Status=draft
notifierSignalTriggering	ISignalTriggering	0..1	ref	Reference to the ISignalTriggering that is used to transport a piece of data of a notifier in a signal-based way over a communication channel. Tags: atp.Status=draft
setterCallSignal	ISignalTriggering	0..1	ref	Reference to the ISignalTriggering that is used to transport the setter method call in a signal-based way over a communication channel. Tags: atp.Status=draft
setterReturnSignal	ISignalTriggering	0..1	ref	Reference to the ISignalTriggering that is used to transport the setter method response in a signal-based way over a communication channel. Tags: atp.Status=draft

Table 10.5: SignalBasedFieldToSignalTriggeringMapping

In the example sketched in [Figure 10.6](#) the *testField* in the *testServiceInterface* is of type *struct1* that consists of the primitive elements *a* and *b*. The *testField* defines a notifier and a setter method.

One [SignalBasedFieldToISignalTriggeringMapping](#) maps the *TestField* to [ISignalTriggerings](#) for the Setter-Call and Setter-Return. Here the *dataPrototype* role of [DataPrototypeInServiceInterfaceRef](#) is used to refer to the *targetDataPrototype* (*field*) according to the rules defined in [\[TPS_MANI_01136\]](#) and [\[TPS_MANI_01137\]](#).

Additional [SignalBasedFieldToISignalTriggeringMappings](#) are necessary to map the field notifier to the corresponding [ISignalTriggerings](#). One [SignalBasedFieldToISignalTriggeringMapping](#) maps the *TestField* to the [ISignalTriggering](#) of the [ISignalGroup](#) that collects all [ISignals](#) that transport the content of the notifier.

The primitive [DataPrototypes](#) *a* and *b* are mapped by additional [SignalBasedFieldToISignalTriggeringMappings](#) to [ISignalTriggerings](#) of [ISignals](#)

located in the `ISignalGroup`. Here the `elementInImplDatatype` role of `DataPrototypeInServiceInterfaceRef` is used to refer to the `targetDataPrototype` since it refers to the internal structure of an `AutosarDataPrototype` which is typed by a `CppImplementationDataType`. The context of this reference is defined by the `testField`.

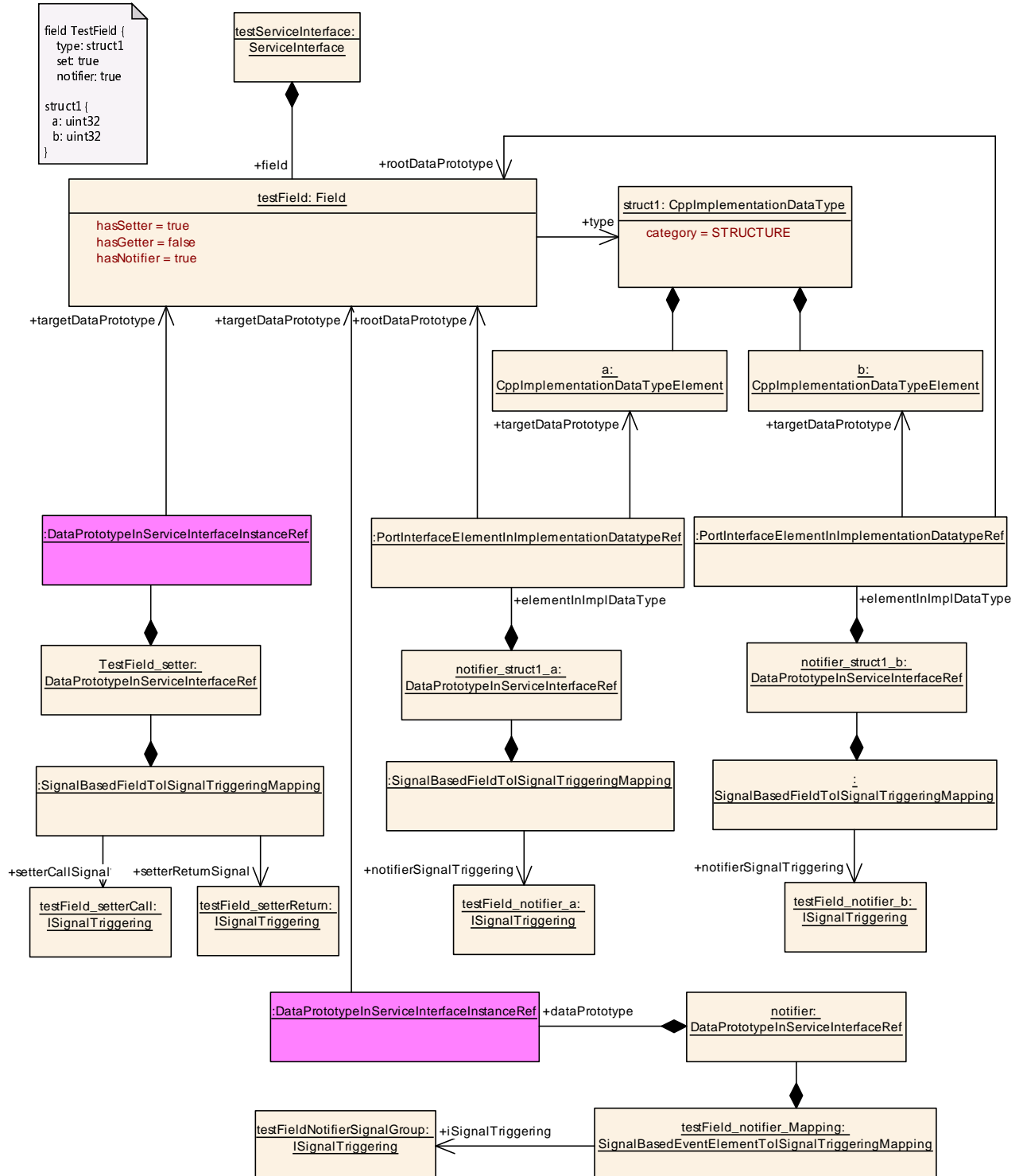


Figure 10.6: Example for a mapping of a field to Signals

10.3.3 SignalBasedMethod Mapping

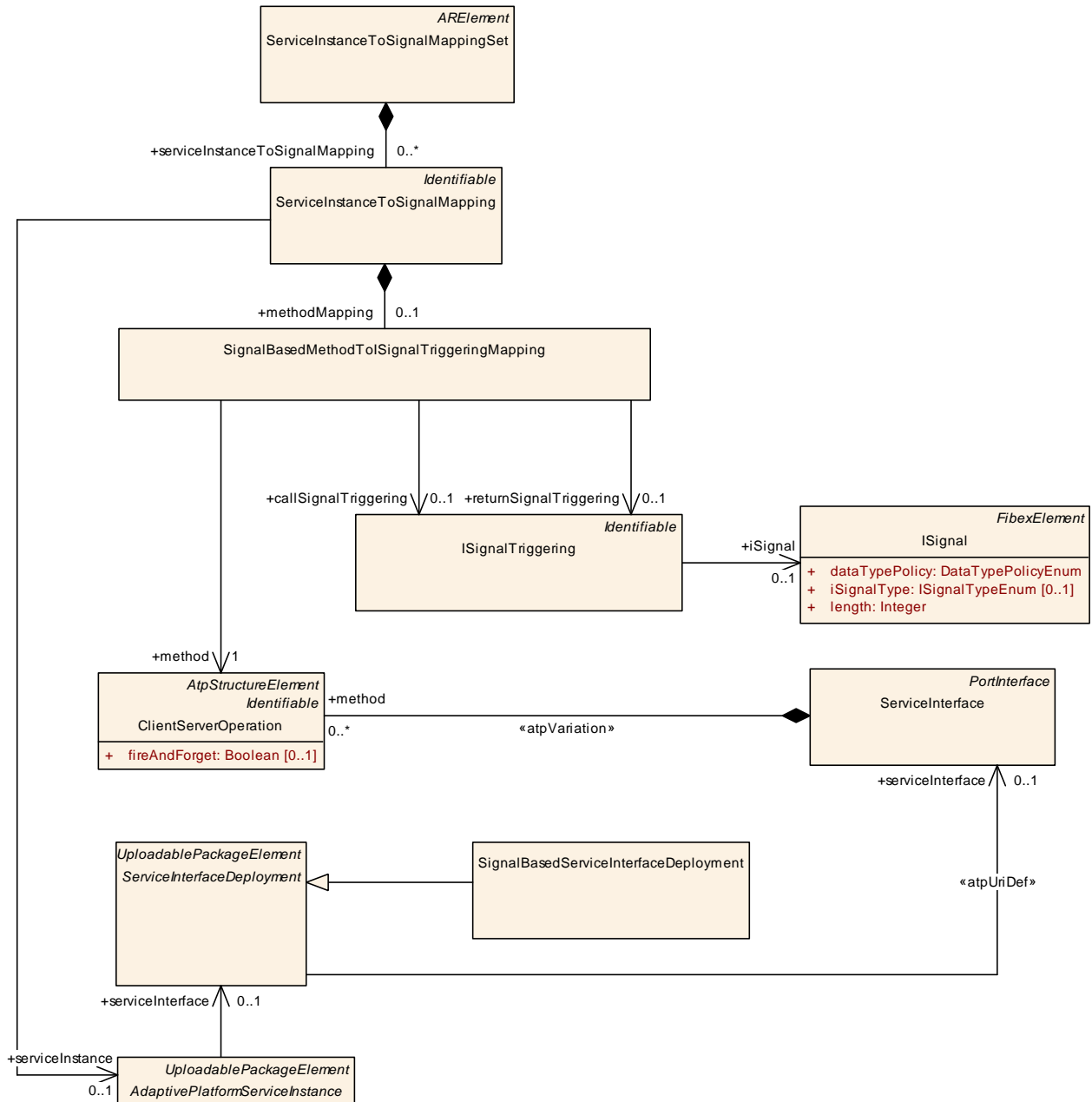


Figure 10.7: Mapping of Methods to ISignals

[TPS_MANI_03125]{DRAFT} **ServiceInterface.method to ISignalTriggerings mapping** [The `SignalBasedMethodToSignalTriggeringMapping` meta-class provides the ability to map a `method` to one `ISignalTriggering` for the `ISignal` representing the Method-Call and one `ISignalTriggering` for the `ISignal` representing the Method-Return.]([RS_MANI_00029](#))

Class	SignalBasedMethodToISignalTriggeringMapping			
Package	M2::AUTOSARTemplates::AdaptivePlatform::SignalBasedCommunication			
Note	This meta-class defines the mapping of a ServiceInterface method to a ISignalTriggering. Tags: atp.Status=draft			
Base	ARObject			
Attribute	Type	Mul.	Kind	Note
callSignalTriggering	ISignalTriggering	0..1	ref	Reference to the ISignalTriggering that is used to transport the method call in a signal-based way over a communication channel. Tags: atp.Status=draft
method	ClientServerOperation	1	ref	Reference to a method defined in the context of a Service Interface. Tags: atp.Status=draft
returnSignalTriggering	ISignalTriggering	0..1	ref	Reference to the ISignalTriggering that is used to transport the method response in a signal-based way over a communication channel. Tags: atp.Status=draft

Table 10.6: SignalBasedMethodToISignalTriggeringMapping

Please note that the [SignalBasedMethodToISignalTriggeringMapping](#) shall also be used for the mapping of [methods](#) where the value of attribute [method.fireAndForget](#) is set to `true`. In this case, only the [callSignalTriggering](#) shall be used since in the fire and forget Message Exchange Pattern only one message is sent from the service consumer to the service provider.

In the example sketched in [Figure 10.8](#) the *Calibrate* method in the *TestServiceInterface2* is mapped with a single [SignalBasedMethodToISignalTriggeringMapping](#) to [ISignalTriggerings](#) for the Call and Return.

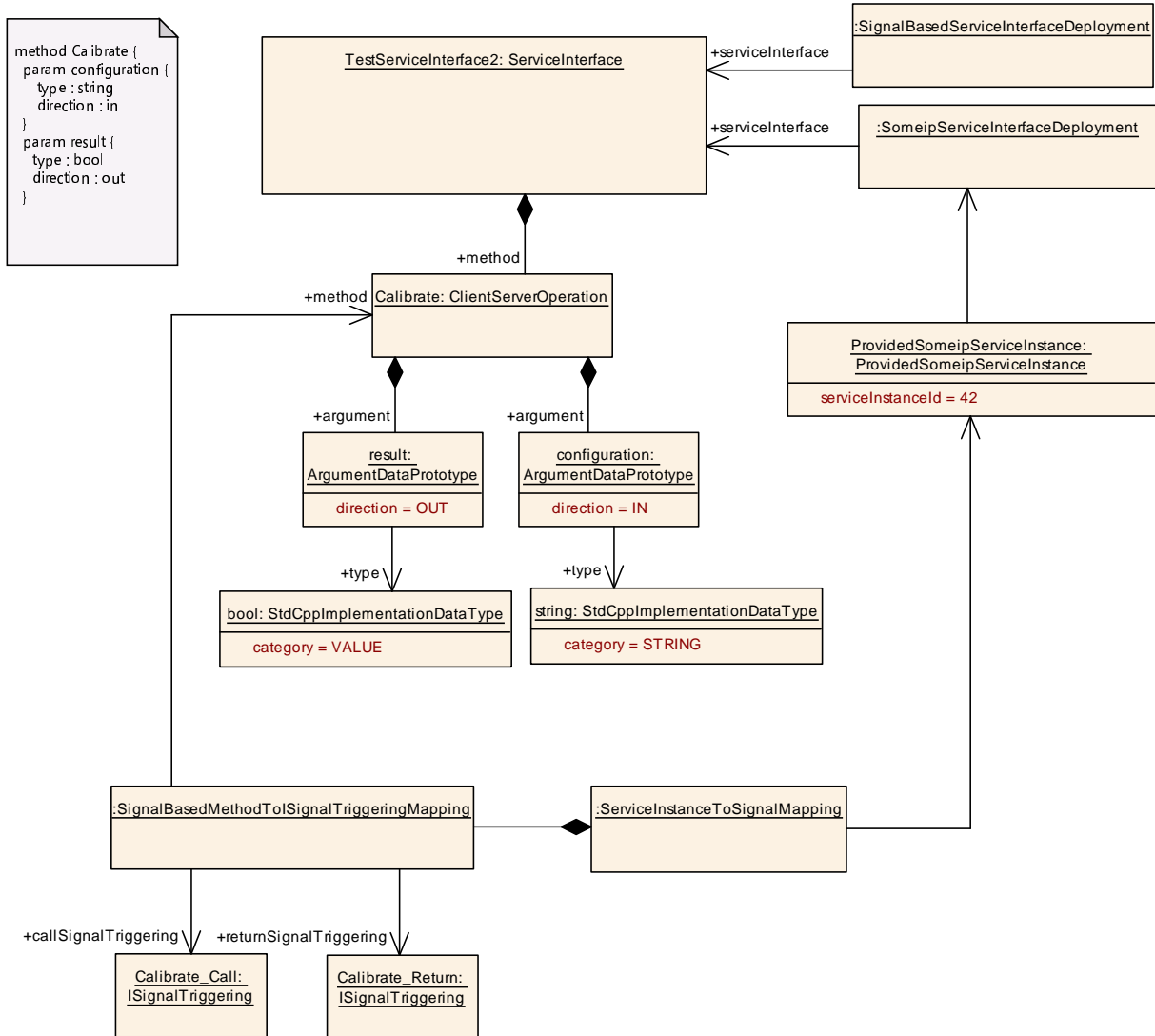


Figure 10.8: Example for a mapping of a method to Signals

11 REST

11.1 REST Design

11.1.1 Overview

Important note: the AUTOSAR SWS REST [5] defines a low-level API for REST-based communication. The content of this chapter, on the other hand, applies for the configuration of a not-yet standardized API on top of the ara::rest API.

In line with the target application domains of the *AUTOSAR adaptive platform* it can be expected that software will have use case to interact with generic web services inside and outside the vehicle.

Obviously, the communication partners need to agree on the applied communication approach to make this happen.

In other words, while it would be technically feasible to implement web services based on the existence of *ServiceInterfaces* it is still not very likely to happen for services that are completely outside the typical automotive domain and which have no incentive to embrace the communication approach of the *AUTOSAR adaptive platform*.

Therefore, the only viable option seems to extend the communications capabilities of the adaptive AUTOSAR stack to talk to web services in their “native language”.

The conclusion to adopt web service communication approach does not only extend to the actual communication and transport conventions but also affects the way how information conveyed between a vehicle and a web service is described.

In order to fully implement a communication paradigm for information exchange with web services, the *AUTOSAR adaptive platform* needs to adopt conventions of data description that are typically supported by web services.

As a matter of fact, web services don't dive into data semantics nearly as deep as this is done in a typical automotive software and therefore seamlessly supported by the AUTOSAR meta-model. Consequently, AUTOSAR needs to define an alternative approach to data definition that matches with the conventions established for web services.

Consequently, the approach to define *ApplicationDataTypes* and their *ImplementationDataType* counterparts is not applicable for this case.

But still, the general AUTOSAR approach to structure application software into the definition of *ApplicationSwComponentTypes* that interact with the outside world via the existence of aggregated *PortPrototypes* applies also for software that interacts with web services.

In other words, interaction with web services need to be placed on the definition of a specific subclass of *PortInterface* in order to conform to the above mentioned statement.

The concrete definition of such a subclass of `PortInterface` requires a more specific understanding of the typical interaction patterns of web services.

While it is safe to conclude that the web breeds new technologies on nearly a weekly basis, there is still some stable core on which the modeling in AUTOSAR can rely on.

This stable core onto which the AUTOSAR modeling approach shall be based has been identified as the so-called “**Representational State Transfer**” [27] (a.k.a. `REST`) pattern.

Fundamentally, the `REST` approach requires a stateless communication among server and client, i.e. only data can be communicated.

The call of a method or operation (which is otherwise supported by means of the `ServiceInterface` or `ClientServerInterface`) is expressly out of scope.

[TPS_MANI_01103]{DRAFT} Three-level approach to REST modeling [The conversion of the `REST` pattern, as far as modeling is concerned, into AUTOSAR assumes a three-level structure:

Service This level represents the definition of an entire `REST` service.

In the AUTOSAR meta-model, this level is represented by meta-class `RestServiceInterface`.

Resource This level represents a resource in the context of the service. A resource can be used to structure the content of a service according to a given conceptual understanding of the semantics of the service.

For example, if a *sound mixer* were a service then it could make sense to define *audio source*, *output device*, etc as resources of the service. There can still be several sources and several output devices.

In the AUTOSAR meta-model, the resource level is represented by meta-class `RestResourceDef`.

Element The final level represents the definition of actual data with properties in the context of a resource. In the context of the above mentioned example of a *sound mixer* the element level of the *output device* resource could be populated by *volume*, *volume step-size*, *status*, etc.

In the AUTOSAR meta-model, the element level is represented by meta-class `RestElementDef`.

]([RS_MANI_00033](#))

The three-level approach described in [\[TPS_MANI_01103\]](#) is depicted in Figure 11.1.

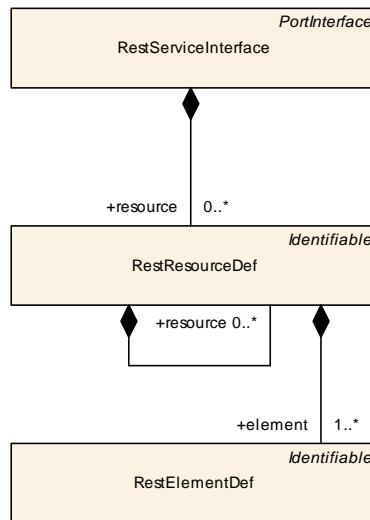


Figure 11.1: Big picture to REST modeling

Rest services are identified by means of a [URI](#). The details of how the [URI](#) is created for a specific [REST](#) service can (because of the possibility of multiple instantiation of [SwComponentTypes](#) that aggregate [PortPrototypes](#) typed by a [RestServiceInterface](#)) only be resolved in the deployment phase where the specific instances are known.

The details of what makes a [URI](#) for a [REST](#) service as well as a description of how elements of the [URI](#) are sourced can be found in [section 11.2](#).

Please note that in the domain of web services a service description is often provided in [JSON](#) format. The description of [REST](#) services in this chapter introduces the description of [REST](#) services to AUTOSAR and this has the consequence that ARXML has to be used for this purpose.

However, AUTOSAR does not oblige the usage of ARXML on the target platform, it only says that there shall be a point in time where the final model has to be available as ARXML and that exchange of AUTOSAR models shall only be done in ARXML format.

From the point of finalization going forward, proprietary conversions into whatever format for the sole purpose of uploading to a target platform is permitted.

Conversely, it is totally conceivable to create a conversion tool that takes an existing service description in [JSON](#) format and converts it into the ARXML representation described in this chapter.

Please note further that [REST](#) typically supports a filtering of information on the server, i.e. the client can apply a filter to only obtain the part of information on the server that passes the filter.

This filtering approach fully happens at run-time, there is no need to configure anything in the model in order to support the filtering of information on the server.

11.1.2 REST Service Interface

As depicted in Figure 11.2, *RestServiceInterface* is derived from *PortInterface* and can therefore be taken to type a *PortPrototype*.

In other words, the definition of a REST service creates a binding contract for the implementation of the *ApplicationSwComponentType* that aggregates a *PortPrototype* typed by a *RestServiceInterface*.

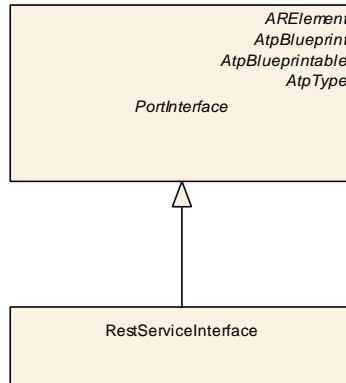


Figure 11.2: Modeling of the REST service

[TPS_MANI_01105]{DRAFT} **Semantics of *RestServiceInterface*** [A *PortPrototype* used to interact by means of the REST pattern with a web service shall be typed by *RestServiceInterface*.] (*RS_MANI_00033*)

Class	RestServiceInterface			
Package	M2::AUTOSARTemplates::AdaptivePlatform::REST::RESTDesign			
Note	This meta-class represents a REST service. Tags: atp.Status=draft atp.recommendedPackage=RestServiceInterfaces			
Base	<i>ARElement</i> , <i>ARObject</i> , <i>AtpBlueprint</i> , <i>AtpBlueprintable</i> , <i>AtpClassifier</i> , <i>AtpType</i> , <i>CollectableElement</i> , <i>Identifiable</i> , <i>MultilanguageReferrable</i> , <i>PackageableElement</i> , <i>PortInterface</i> , <i>Referrable</i>			
Attribute	Type	Mul.	Kind	Note
resource	<i>RestResourceDef</i>	*	aggr	This aggregation represents the collection of resources owned by the enclosing REST service. Tags: atp.Status=draft

Table 11.1: RestServiceInterface

11.1.3 REST Resource

[TPS_MANI_01120]{DRAFT} **Recursive definition of *RestResourceDef*** [The definition of *RestResourceDef* supports the aggregation of other *RestResourceDef*. In other words, it is possible to create a nested definition of *RestResourceDefs*.] (*RS_MANI_00033*)

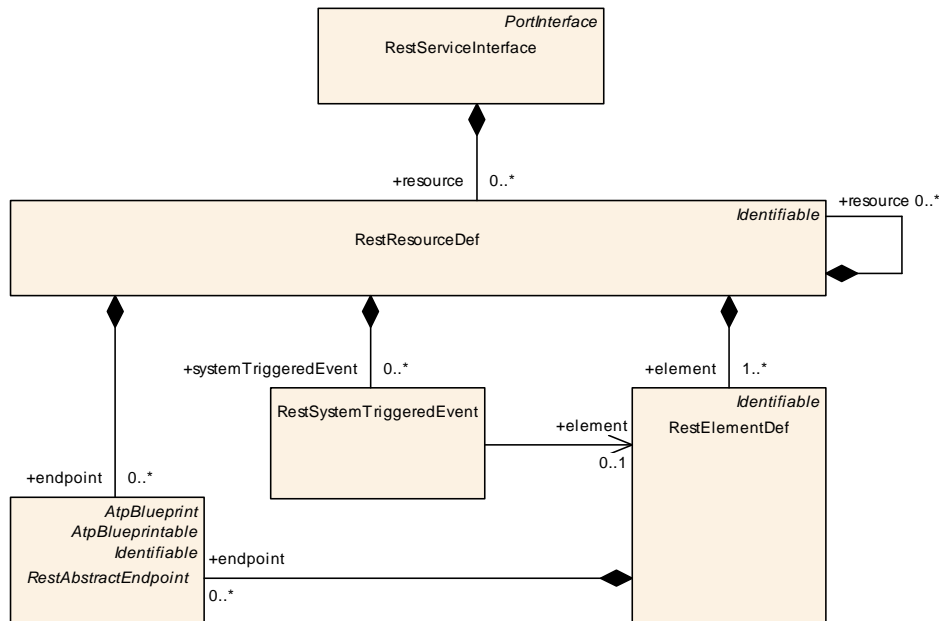


Figure 11.3: Modeling of the REST resource level

Class	RestResourceDef			
Package	M2::AUTOSARTemplates::AdaptivePlatform::REST::RESTDesign			
Note	This meta-class represents a resource inside a REST service. Tags: atp.Status=draft			
Base	ARObject, Identifiable, MultilanguageReferrable, Referrable			
Attribute	Type	Mul.	Kind	Note
element	RestElementDef	1..*	aggr	This aggregation represents the elements of a resource. Tags: atp.Status=draft
endpoint	RestAbstractEndpoint	*	aggr	This aggregation represents the collection of endpoints on the resource level. Tags: atp.Status=draft
resource	RestResourceDef	*	aggr	This aggregation representst the ability to create nested resource levels. Tags: atp.Status=draft
system TriggeredEvent	RestSystemTriggered Event	*	aggr	This represents the collection of system triggered events for the enclosing resource. Tags: atp.Status=draft

Table 11.2: RestResourceDef

[TPS_MANI_01121]{DRAFT} **Semantics of RestResourceDef.endpoint** [It is possible to define the API that shall be available for a specific RestResourceDef. For this purpose the aggregation of RestAbstractEndpoint in the role endpoint shall be used.

In particular the following concrete API elements (that directly correspond to the eponymous HTTP verbs) can be modeled:

GET For this purpose meta-class RestEndpointGet shall be used.

PUT For this purpose meta-class `RestEndpointPut` shall be used.

POST For this purpose meta-class `RestEndpointPost` shall be used.

DELETE For this purpose meta-class `RestEndpointDelete` shall be used.

]([RS_MANI_00033](#))

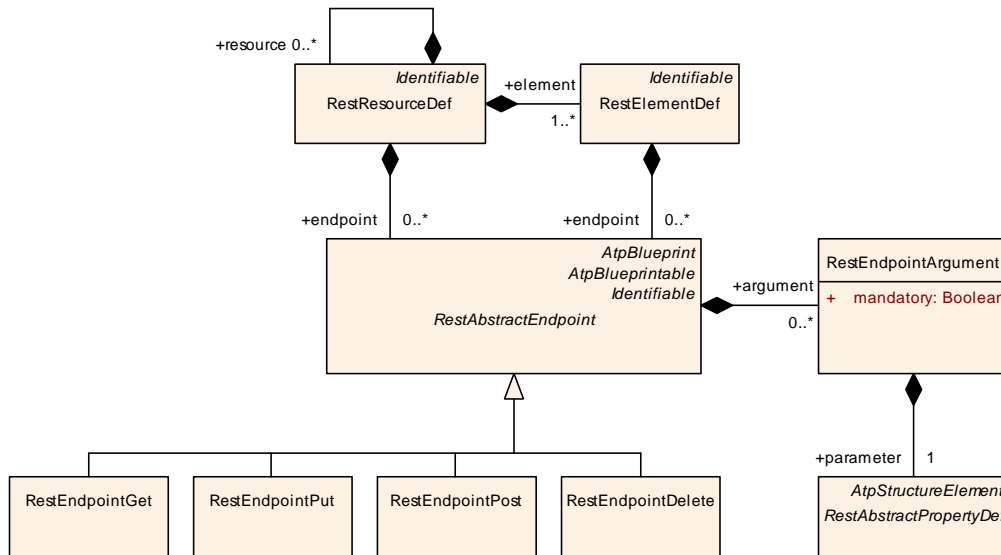


Figure 11.4: Modeling of the REST endpoints

[[TPS_MANI_01122](#)]{DRAFT} **Arguments to endpoints** [In many cases a concrete subclass of `RestAbstractEndpoint` needs arguments to fulfill its intended semantics. An argument to such an endpoint can be defined by means of the aggregation of `RestEndpointArgument` in the role `RestAbstractEndpoint.argument` . Arguments can be required to exist or may be optional. This question is clarified by means of attribute `RestEndpointArgument.mandatory` .

The actual “payload” of the argument is not defined by `RestEndpointArgument` itself, for this the aggregation `RestEndpointArgument.parameter` shall be used.] ([RS_MANI_00033](#))

Class	<i>RestAbstractEndpoint</i> (abstract)			
Package	M2::AUTOSARTemplates::AdaptivePlatform::REST::RESTDesign			
Note	This meta-class acts as a base class for the definition of endpoints within REST services. Tags: atp.Status=draft			
Base	<i>ARObject</i> , <i>AtpBlueprint</i> , <i>AtpBlueprintable</i> , <i>Identifiable</i> , <i>MultilanguageReferrable</i> , <i>Referrable</i>			
Subclasses	<code>RestEndpointDelete</code> , <code>RestEndpointGet</code> , <code>RestEndpointPost</code> , <code>RestEndpointPut</code>			
Attribute	Type	Mul.	Kind	Note
argument	<code>RestEndpointArgument</code>	*	aggr	Some endpoints can require a list of arguments. Tags: atp.Status=draft

Table 11.3: RestAbstractEndpoint

Class	RestEndpointPut			
Package	M2::AUTOSARTemplates::AdaptivePlatform::REST::RESTDesign			
Note	This meta-class represents the ability to model a REST endpoint with PUT semantics. Tags: atp.Status=draft			
Base	<i>ARObject</i> , <i>AtpBlueprint</i> , <i>AtpBlueprintable</i> , <i>Identifiable</i> , <i>MultilanguageReferrable</i> , <i>Referrable</i> , <i>RestAbstractEndpoint</i>			
Attribute	Type	Mul.	Kind	Note
–	–	–	–	–

Table 11.4: RestEndpointPut

Class	RestEndpointGet			
Package	M2::AUTOSARTemplates::AdaptivePlatform::REST::RESTDesign			
Note	This meta-class represents the ability to model a REST endpoint with GET semantics. Tags: atp.Status=draft			
Base	<i>ARObject</i> , <i>AtpBlueprint</i> , <i>AtpBlueprintable</i> , <i>Identifiable</i> , <i>MultilanguageReferrable</i> , <i>Referrable</i> , <i>RestAbstractEndpoint</i>			
Attribute	Type	Mul.	Kind	Note
–	–	–	–	–

Table 11.5: RestEndpointGet

Class	RestEndpointPost			
Package	M2::AUTOSARTemplates::AdaptivePlatform::REST::RESTDesign			
Note	This meta-class represents the ability to model a REST endpoint with POST semantics. Tags: atp.Status=draft			
Base	<i>ARObject</i> , <i>AtpBlueprint</i> , <i>AtpBlueprintable</i> , <i>Identifiable</i> , <i>MultilanguageReferrable</i> , <i>Referrable</i> , <i>RestAbstractEndpoint</i>			
Attribute	Type	Mul.	Kind	Note
–	–	–	–	–

Table 11.6: RestEndpointPost

Class	RestEndpointDelete			
Package	M2::AUTOSARTemplates::AdaptivePlatform::REST::RESTDesign			
Note	This meta-class represents the ability to model a REST endpoint with DELETE semantics. Tags: atp.Status=draft			
Base	<i>ARObject</i> , <i>AtpBlueprint</i> , <i>AtpBlueprintable</i> , <i>Identifiable</i> , <i>MultilanguageReferrable</i> , <i>Referrable</i> , <i>RestAbstractEndpoint</i>			
Attribute	Type	Mul.	Kind	Note
–	–	–	–	–

Table 11.7: RestEndpointDelete

Class	RestEndpointArgument			
Package	M2::AUTOSARTemplates::AdaptivePlatform::REST::RESTDesign			
Note	This meta-class represents the ability to define an argument for a REST endpoint. Tags: atp.Status=draft			
Base	ARObject			
Attribute	Type	Mul.	Kind	Note
mandatory	Boolean	1	attr	This attribute defines whether the argument is mandatory or whether it could be left out. Tags: atp.Status=draft
parameter	RestAbstractProperty Def	1	aggr	This aggregation represents the concrete kind of argument to be used. Tags: atp.Status=draft

Table 11.8: RestEndpointArgument

[TPS_MANI_01123]{DRAFT} **System Triggered Event** [A [RestSystemTriggeredEvent](#) aggregated in the role [RestResourceDef.systemTriggeredEvent](#) can be modeled to indicate that a notifier for changes of the specific [RestElementDef](#) referenced in the role [RestSystemTriggeredEvent.element](#) shall be created.

By this means the server is able to inform any respectively configured client about changes of the referenced element.] ([RS_MANI_00033](#))

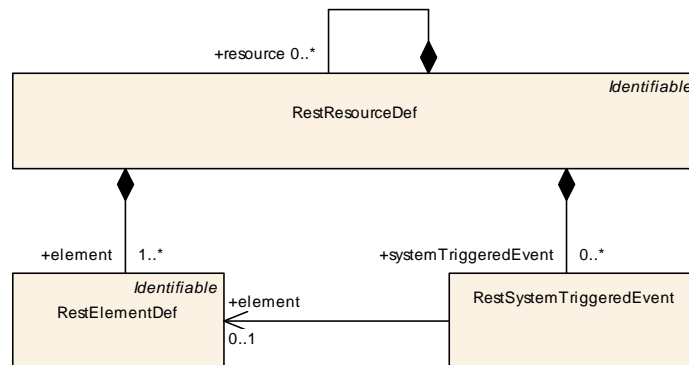


Figure 11.5: Modeling of the REST system triggered event

Class	RestSystemTriggeredEvent			
Package	M2::AUTOSARTemplates::AdaptivePlatform::REST::RESTDesign			
Note	This meta-class represents the ability to identify an element such that at runtime an event is generated when the value of the reference element changes. Tags: atp.Status=draft			
Base	ARObject			
Attribute	Type	Mul.	Kind	Note





Class	RestSystemTriggeredEvent			
element	RestElementDef	0..1	ref	This reference represent the element that is linked to the system triggered event. Tags: atp.Status=draft

Table 11.9: RestSystemTriggeredEvent

11.1.4 REST Element

[TPS_MANI_01124]{DRAFT} **Semantics of [RestElementDef](#)** [Meta-class [RestElementDef](#) represents the definition of data within a REST service. The specific definition of the data is done by way of aggregating so-called properties, i.e. [RestElementDef](#) aggregates [RestAbstractPropertyDef](#) in the role [property](#).] ([RS_MANI_00033](#))

Class	RestElementDef			
Package	M2::AUTOSARTemplates::AdaptivePlatform::REST::RESTDesign			
Note	This meta-class represents an element of a resource that in turn is owned by a REST service. Tags: atp.Status=draft			
Base	ARObject , Identifiable , MultilanguageReferrable , Referrable			
Attribute	Type	Mul.	Kind	Note
endpoint	RestAbstractEndpoint	*	aggr	This aggregation represents the definition of endpoints on the object level. Tags: atp.Status=draft
property	RestAbstractPropertyDef	1..*	aggr	This aggregation represents the collection of non-obligatory properties of the element level in a REST service. Tags: atp.Status=draft

Table 11.10: RestElementDef

Class	RestAbstractPropertyDef (abstract)			
Package	M2::AUTOSARTemplates::AdaptivePlatform::REST::RESTDesign			
Note	This meta-class acts as an abstract subclass for the definition of properties owned by the element level of a REST service definition. Tags: atp.Status=draft			
Base	ARObject , AtpClassifier , AtpFeature , AtpStructureElement , Identifiable , MultilanguageReferrable , Referrable			
Subclasses	RestArrayPropertyDef , RestPrimitivePropertyDef			
Attribute	Type	Mul.	Kind	Note
–	–	–	–	–

Table 11.11: RestAbstractPropertyDef

As depicted by Figure 11.6, there is a certain variety of ways in which the properties of a REST element can be described.

However, the expressiveness of this description is in no way comparable to the richness of the semantics of an [ApplicationDataType](#) or a [CppImplementationDataType](#).

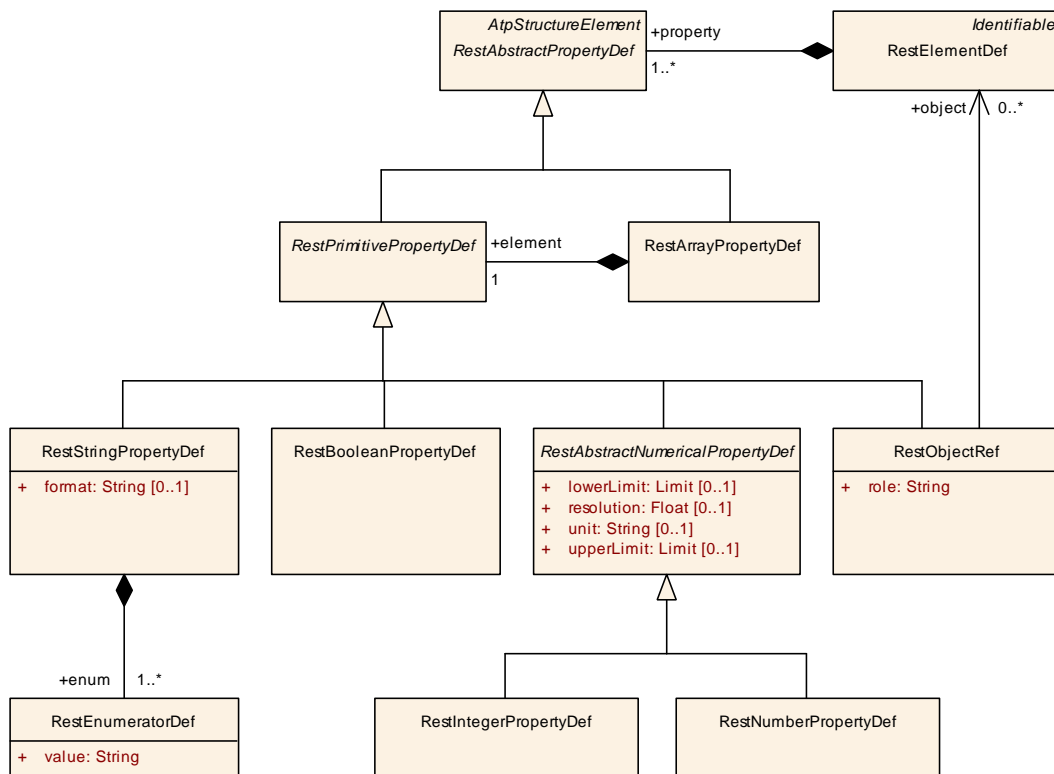


Figure 11.6: Modeling of the REST elements

[TPS_MANI_01125]{DRAFT} Properties of REST elements can either be primitive or have array semantics [The properties of REST elements can either be primitive or have array semantics.

There is no support for the creation of structures nor is the nesting of property definitions with array semantics supported.

This aspect is already clarified by the model ([RestArrayPropertyDef](#) directly aggregates [RestPrimitivePropertyDef](#)) and does not need to be expressed by a written constraint.]([RS_MANI_00033](#))

Class	RestPrimitivePropertyDef (abstract)
Package	M2::AUTOSARTemplates::AdaptivePlatform::REST::RESTDesign
Note	This meta-class acts as an abstract base class for the definition of primitive properties of elements of a REST service. Tags: atp.Status=draft
Base	<i>ARObject</i> , <i>AtpClassifier</i> , <i>AtpFeature</i> , <i>AtpStructureElement</i> , <i>Identifiable</i> , <i>MultilanguageReferrable</i> , <i>Referrable</i> , <i>RestAbstractPropertyDef</i>





Class	RestPrimitivePropertyDef (abstract)			
Subclasses	RestAbstractNumericalPropertyDef , RestBooleanPropertyDef , RestObjectRef , RestStringPropertyDef			
Attribute	Type	Mul.	Kind	Note
–	–	–	–	–

Table 11.12: RestPrimitivePropertyDef

Class	RestArrayPropertyDef			
Package	M2::AUTOSARTemplates::AdaptivePlatform::REST::RESTDesign			
Note	This meta-class represents the ability to define a property of an element of a rest service where the property is supposed to represent an array of other primitive properties. Tags: atp.Status=draft			
Base	ARObject , AtpClassifier , AtpFeature , AtpStructureElement , Identifiable , MultilanguageReferrable , Referrable , RestAbstractPropertyDef			
Attribute	Type	Mul.	Kind	Note
element	RestPrimitivePropertyDef	1	aggr	This aggregation represents the definition of the base element type of the array property Tags: atp.Status=draft

Table 11.13: RestArrayPropertyDef

Class	RestBooleanPropertyDef			
Package	M2::AUTOSARTemplates::AdaptivePlatform::REST::RESTDesign			
Note	This meta-class represents the ability to define a REST property with boolean semantics. Tags: atp.Status=draft			
Base	ARObject , AtpClassifier , AtpFeature , AtpStructureElement , Identifiable , MultilanguageReferrable , Referrable , RestAbstractPropertyDef , RestPrimitivePropertyDef			
Attribute	Type	Mul.	Kind	Note
–	–	–	–	–

Table 11.14: RestBooleanPropertyDef

[TPS_MANI_01126]{DRAFT} Definition of string properties [Properties with string semantics can be defined by means of [RestStringPropertyDef](#).

In many cases, the intention will be to only allow a certain number of values within the string property and define the potential values of the string property directly by the string property itself.

For this purpose, [RestStringPropertyDef](#) aggregates [RestEnumeratorDef](#) in the role `enum` that in turn allows for the definition of the predefined value by way of attribute `value`.]([RS_MANI_00033](#))

Class	RestStringPropertyDef			
Package	M2::AUTOSARTemplates::AdaptivePlatform::REST::RESTDesign			
Note	This meta-class represents the ability to define a REST property with string semantics. Tags: atp.Status=draft			
Base	<i>ARObject</i> , <i>AtpClassifier</i> , <i>AtpFeature</i> , <i>AtpStructureElement</i> , <i>Identifiable</i> , <i>MultilanguageReferrable</i> , <i>Referrable</i> , <i>RestAbstractPropertyDef</i> , <i>RestPrimitivePropertyDef</i>			
Attribute	Type	Mul.	Kind	Note
enum	RestEnumeratorDef	1..*	aggr	This aggregation represents the collection of enumerators for the enclosing string property. Tags: atp.Status=draft
format	String	0..1	attr	This attribute can be used to define a specific format that the value of the string property shall be conform with. Tags: atp.Status=draft

Table 11.15: RestStringPropertyDef

Class	RestEnumeratorDef			
Package	M2::AUTOSARTemplates::AdaptivePlatform::REST::RESTDesign			
Note	This meta-class represents the ability to define enumerator values that can be taken as a the value of the enclosing string property. Tags: atp.Status=draft			
Base	<i>ARObject</i>			
Attribute	Type	Mul.	Kind	Note
value	String	1	attr	This attribute represents the ability to assign a value to an enumerator. Tags: atp.Status=draft

Table 11.16: RestEnumeratorDef

[TPS_MANI_01127]{DRAFT} **Limited support for data semantics in [RestAbstractNumericalPropertyDef](#)** [Meta-class [RestAbstractNumericalPropertyDef](#) allows for a limited support of data semantics by means of the following attributes:

lowerLimit This value represents a definition of the lower boundary of the allowed interval for this property. The value shall always be provided as a physical value.

upperLimit This value represents a definition of the upper boundary of the allowed interval for this property. The value shall always be provided as a physical value.

unit This value represents the unit of the property. It is only defied as a simple string without further formalization, i.e. it does not make use of [Unit](#) and/or [PhysicalDimension](#).

resolution This attribute defines the resolution of the property. However, this definition should not be confused with a conversion into an internal value domain, comparable to the usage of [CompuMethod](#). It just says that the value of the property shall have a certain resolution.

]([RS_MANI_00033](#))

For explanation, the values of a REST properties are typically conveyed from sender to receiver on top of a “JSON transport layer”. In other words, the serialization of the values ends up in a string-based format.

There is simply no need to define the conversion into a binary transport format that is used for typical automotive communication buses.

[TPS_MANI_01128]{DRAFT} Difference between [RestIntegerPropertyDef](#) and [RestNumberPropertyDef](#) [Both [RestIntegerPropertyDef](#) and [RestNumberPropertyDef](#) can benefit from the limited support for data semantics as described by [\[TPS_MANI_01127\]](#).

However, by design [RestIntegerPropertyDef](#) is foreseen to carry integer values while [RestNumberPropertyDef](#) is reserved for carrying non-integer¹ numbers.] ([RS_MANI_00033](#))

Class	RestAbstractNumericalPropertyDef (abstract)			
Package	M2::AUTOSARTemplates::AdaptivePlatform::REST::RESTDesign			
Note	This meta-class acts as an abstract base class that contributes attributes for its subclasses that in turn represent a numerical property. Tags: atp.Status=draft			
Base	ARObject , AtpClassifier , AtpFeature , AtpStructureElement , Identifiable , MultilanguageReferrable , Referrable , RestAbstractPropertyDef , RestPrimitivePropertyDef			
Subclasses	RestIntegerPropertyDef , RestNumberPropertyDef			
Attribute	Type	Mul.	Kind	Note
lowerLimit	Limit	0..1	attr	This attribute specifies the lower limit of the property value. Tags: atp.Status=draft
resolution	Float	0..1	attr	This attribute specifies the resolution of a given value on a physical basis. Tags: atp.Status=draft
unit	String	0..1	attr	This attribute describes the lower limit of the property's value. Tags: atp.Status=draft
upperLimit	Limit	0..1	attr	This attribute describes the upper limit of the property's value. Tags: atp.Status=draft

Table 11.17: RestAbstractNumericalPropertyDef

Class	RestIntegerPropertyDef
Package	M2::AUTOSARTemplates::AdaptivePlatform::REST::RESTDesign
Note	This meta-class represents the ability to define a REST property with an integer semantics. Tags: atp.Status=draft



¹It would be inaccurate to describe these values as “float” because that would imply a certain representation in a binary layout in memory or on a bus. This binary format is not applicable in this case.



Class	RestIntegerPropertyDef			
Base	<i>ARObject, AtpClassifier, AtpFeature, AtpStructureElement, Identifiable, MultilanguageReferrable, Referrable, RestAbstractNumericalPropertyDef, RestAbstractPropertyDef, RestPrimitivePropertyDef</i>			
Attribute	Type	Mul.	Kind	Note
–	–	–	–	–

Table 11.18: RestIntegerPropertyDef

Class	RestNumberPropertyDef			
Package	M2::AUTOSARTemplates::AdaptivePlatform::REST::RESTDesign			
Note	This meta-class represents the ability to define a REST property with a numerical semantics. Tags: atp.Status=draft			
Base	<i>ARObject, AtpClassifier, AtpFeature, AtpStructureElement, Identifiable, MultilanguageReferrable, Referrable, RestAbstractNumericalPropertyDef, RestAbstractPropertyDef, RestPrimitivePropertyDef</i>			
Attribute	Type	Mul.	Kind	Note
–	–	–	–	–

Table 11.19: RestNumberPropertyDef

[TPS_MANI_01129]{DRAFT} **RestObjectRef** is only needed for specific implementations of REST-based communication [The existence of a [RestObjectRef](#) is only required for specific implementations of the REST-based communication approach.

The application of this reference has some pitfalls (it should only refer to elements in the same service, make sure to only reference the intended kind of element) and therefore needs to be applied carefully.

There is no formal support to make sure that only a certain kind of [RestElementDef](#) can be referenced. As a semi-formal support for the creation of references the attribute [RestObjectRef.role](#) has been introduced. It allows for the annotation of the kind of target [RestElementDef](#). |(RS_MANI_00033)

Class	RestObjectRef			
Package	M2::AUTOSARTemplates::AdaptivePlatform::REST::RESTDesign			
Note	This meta-class represents the ability to define a REST property that defines reference to another REST element. Tags: atp.Status=draft			
Base	<i>ARObject, AtpClassifier, AtpFeature, AtpStructureElement, Identifiable, MultilanguageReferrable, Referrable, RestAbstractPropertyDef, RestPrimitivePropertyDef</i>			
Attribute	Type	Mul.	Kind	Note
object	RestElementDef	*	ref	This reference represents the ability to define constraints regarding the reference to another element, i.e. the reference identifies the element to which the reference is allowed to refer. Tags: atp.Status=draft





Class	RestObjectRef			
role	String	1	attr	This attribute represents the ability to define a role for the reference to another element. Tags: atp.Status=draft

Table 11.20: RestObjectRef

The application of the attribute `RestObjectRef.role` is sketched in Figure 11.7. The example shows a REST service that makes heavy use of the referencing ability.

The roles (in *italics*) can be used for checking, i.e. the reference in the role *engine* should not point to e.g. a gastank object.

But again, this semantics - although the strongest that could be supported on M2 modeling level - is rather weak and may be subject to consistency problems.

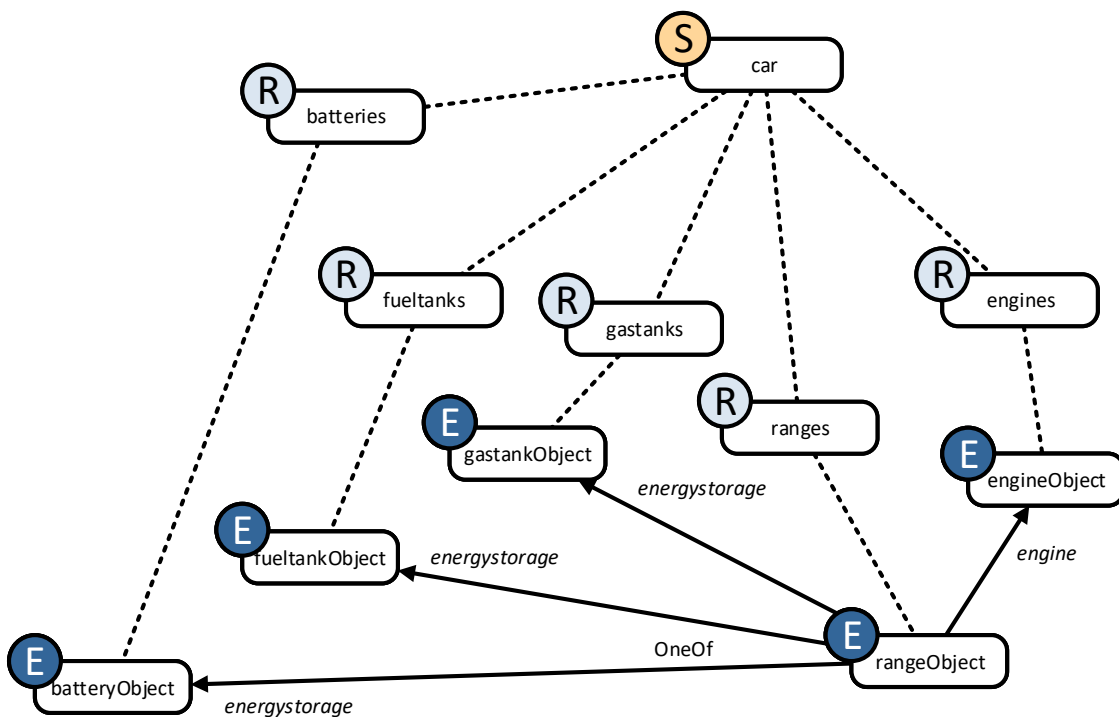


Figure 11.7: Example of the usage of the `role` attribute

11.2 REST Service Deployment

Important note: the AUTOSAR SWS REST [5] defines a low-level **API** for **REST**-based communication. The content of this chapter, on the other hand, applies for the configuration of a not-yet standardized **API** on top of the `ara::rest API`.

The `ara::rest` API requires fully-qualified URIs of the *remote communication end* to be passed to the various API elements. This is obviously a bad idea if application software should be kept independent of external resources.

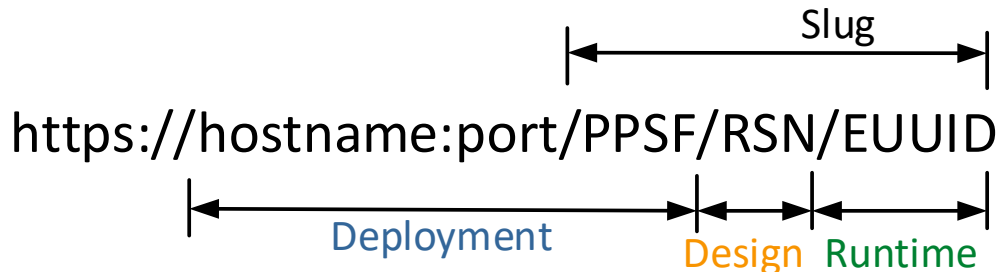
Therefore, an API on top of `ara::rest` could focus on the path of the URI that is specific to the respective REST service formalized in a `RestServiceInterface` and inject the “non-portable” part of the URI of the *remote communication end* within an appropriately configured platform module.

Any approach for this purpose needs to take into account that software can be multiply instantiated (on different levels).

For example, the implementation of an `Executable` shall not make any assumptions about the number and/or behavior of the corresponding `Processes` launched.

This means that the URI may have elements used for the distinction of instances (created by launching the same `Executable` multiple times according to the definition of `Processes` in the execution manifest) of the same service.

To further drive this point home, Figure 11.8 has been created as a visualization of how a typical (i.e. it is assumed that `RestResourceDef.resource` does not exist to keep things simple) REST URI looks like.



Legend

`hostname` = `RestHttpPortPrototypeMapping.host`

`port` = `RestHttpPortPrototypeMapping.tcpPort`

`PPSF` = `RestHttpPortPrototypeMapping.portPrototypeSlugFragment`

`RSN` = `RestResourceDef.shortName`

`EUUID` = `UUID of the element assigned at run-time`

Figure 11.8: Structure of a typical URI for a REST service

As explained by Figure 11.8, the fully-qualified URI should be composed out of several ingredients contributed by different aspects of the configuration process.

The contribution from the design phase is described in section 11.1. The contribution from the deployment phase is depicted in Figure 11.9.

deployment level in order to be sure that it is unique in the context to the *host-name:port* tuple.

2. The **resource** level within the slug is represented by the value of attribute `RestResourceDef.shortName`. This part is contributed on design level.
3. The identification of the **specific element** (on the level of `RestElementDef`) is represented by a `UUID` that is assigned at run-time.

]([RS_MANI_00033](#))

In other words, each `URI` represents a specific path within the tree structure rooted in the service level through levels of resources until finally the element level.

While [[TPS_MANI_01130](#)] defines the structure for the simplest and probably most like the most popular case (number of resource levels = 1) it is still necessary to understand the impact of more than one resource level on how the `URI` looks like.

This conclusion motivates the existence of [[TPS_MANI_01131](#)].

[TPS_MANI_01131]{DRAFT} Impact of nested REST resources on the structure of REST URI [The existence of `RestResourceDef.resource` results in the extension of the design contribution to the `URI` slug by additional levels consisting of the `shortNames` of the nested `RestResourceDef` aggregated in the role `resource`.] ([RS_MANI_00033](#))

In other words, a specific path through the levels of aggregated `RestResourceDefs` represented by the respective `shortNames`, separated by '/' shall be inserted into the "RSN" slot depicted in Figure 11.8.

Please note that the rules for the creation of the slug of a `REST URI` are more or less arbitrary in terms of the usage of `shortName` from the model vs. a `UUID` assigned at run time.

It would technically be possible to use `UUIDs` instead of `shortName` on all levels, i.e. also for the "PPSF" and "RSN" slot.

However, this would dramatically decrease the readability of the `URI` and make it unnecessarily hard for human readers to understand the meaning of a given `URI`.

Class	RestHttpPortPrototypeMapping
Package	M2::AUTOSARTemplates::AdaptivePlatform::REST::RESTDeployment
Note	This meta-class represents the ability to define pieces of a URI for the REST service that cannot be contributed from the design point of view. Tags: atp.ManifestKind=ExecutionManifest atp.Status=draft atp.recommendedPackage=RestHttpPortPrototypeMappings
Base	ARElement , ARObject , CollectableElement , Identifiable , MultilanguageReferrable , PackageableElement , Referrable , UploadablePackageElement





Class	RestHttpPortPrototypeMapping			
Attribute	Type	Mul.	Kind	Note
acceptsEncoding	HttpAcceptEncoding	*	aggr	This aggregation represents the collection of accepted encodings. Tags: atp.Status=draft
host	NetworkEndpoint	0..1	ref	This reference identifies the host configuration of the remote end. Tags: atp.Status=draft
portPrototype	PortPrototype	0..1	iref	This reference identifies the instance of the PortPrototype to which the elements of the URI shall be defined. Tags: atp.Status=draft
portPrototypeSlugFragment	String	0..1	attr	This attribute contributes a string value to be taken as the slug reference that represents the PortPrototype level of a REST service. Tags: atp.Status=draft
process	Process	0..1	ref	This reference represents the process required for context of the mapping. Tags: atp.Status=draft
tcpPort	PositiveInteger	1	attr	This attribute represents the value of the TCP port applicable for this mapping. Tags: atp.Status=draft
tlsSecureComProps	TlsSecureComProps	0..1	ref	This represents the configuration of TLS applicable for the mapping. Tags: atp.Status=draft

Table 11.21: RestHttpPortPrototypeMapping

[TPS_MANI_01178]{DRAFT} Semantics of [RestHttpPortPrototypeMapping.acceptsEncoding](#) [The aggregation [RestHttpPortPrototypeMapping.acceptsEncoding](#) allows for a definition of the supported encodings from the client's perspective.

A client may support more than one encoding at the same time. Therefore the multiplicity of the aggregation has been set to 0..*. |(RS_MANI_00033)

[constr_1569]{DRAFT} Restriction for the scope of [RestHttpPortPrototypeMapping.acceptsEncoding](#) [The attribute [RestHttpPortPrototypeMapping.acceptsEncoding](#) shall only be defined on the client side of a communication. |()

[constr_1580]{DRAFT} Restriction for the usage of [RestHttpPortPrototypeMapping.acceptsEncoding](#) [Each member of [HttpAcceptEncodingEnum](#) shall only appear **at most** once in a particular [RestHttpPortPrototypeMapping.acceptsEncoding](#). |()

Please note that a preference rule for one encoding over others in the presence of more than one [RestHttpPortPrototypeMapping.acceptsEncoding](#) is subject to clarification in the respective SWS [5], see [SWS_REST_01834].

Class	HttpAcceptEncoding			
Package	M2::AUTOSARTemplates::AdaptivePlatform::REST::RESTDeployment			
Note	This meta-class represents the ability to specify the accept-encoding of an exchange using HTTP. Tags: atp.ManifestKind=ExecutionManifest atp.Status=draft			
Base	ARObject			
Attribute	Type	Mul.	Kind	Note
acceptEncoding	HttpAcceptEncoding Enum	0..1	attr	This attribute is only used on the client side of the configuration for the purpose of stating the accepted compression algorithm.

Table 11.22: HttpAcceptEncoding

Enumeration	HttpAcceptEncodingEnum			
Package	M2::AUTOSARTemplates::AdaptivePlatform::REST::RESTDeployment			
Note	This enumeration defines the value for the accept-encoding field of the HTTP header. Tags: atp.Status=draft			
Literal	Description			
deflate	Use deflate compression. Tags: atp.EnumerationValue=1			
gzip	Use gzip pcompression. Tags: atp.EnumerationValue=0			

Table 11.23: HttpAcceptEncodingEnum

12 Uploadable Software Package

12.1 Overview

One of the key features of the *AUTOSAR adaptive platform* is the ability to extend the software on a given ECU without having to reflash the entire ECU. Instead, software packages are uploaded to the ECU where the content is taken care of by responsible platform modules.

The reason why this topic is relevant for the modeling is the fact that an uploadable software package consists not only of software itself but also of manifest content required to support the integration of the uploaded software with the existing platform instance.

As far as the meta-model is concerned, the discussion about manifests and which manifest content needs to go with which other model elements doesn't care about the file granularity. In other words, it would not make sense to formalize the uploadable software package on the basis of references to files that carry model elements.

Instead, the view on the manifest topic from the modeling point of view focuses on model elements that make up manifest content.

Therefore, the modeling of an uploadable software package allows for putting references to all the required model elements that, in their entirety, make up the manifest of the corresponding application software that is also going to end up in the uploadable software package.

From the formal point of view, such an uploadable software package is modeled as a so-called *SoftwareCluster*. This meta-class is the root element that in turn describes all the necessary content of an uploadable software package.

However, the software package obviously isn't created out of thin air. It is the result of a workflow that starts from the formulation of requirements on the content of a *SoftwareCluster*.

These requirements are formalized by means of meta-class *SoftwareClusterDesigns*.

The relation between *SoftwareClusterDesign* and *SoftwareCluster* is depicted in Figure 12.1.

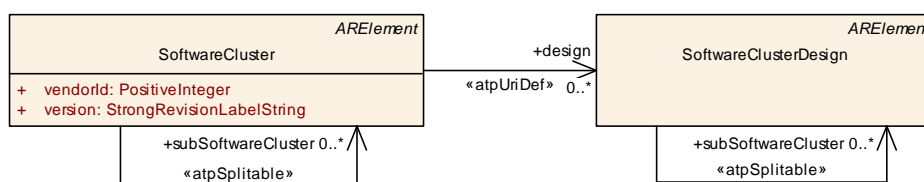


Figure 12.1: Relation of *SoftwareClusterDesign* to *SoftwareCluster*

[TPS_MANI_01109]{DRAFT} **Semantics of `UploadablePackageElement`** [In order to keep the complexity of the modeling of `SoftwareCluster` as low as possible abstract meta-class `UploadablePackageElement` has been created.

This allows for the referencing of model elements derived from `UploadablePackageElement` that need to be considered in an uploadable software package from within a `SoftwareCluster` with just the reference `containedPackageElement`.

The same applies for `SoftwareClusterDesign` and the respective reference `requiredPackageElement`.]([RS_MANI_00035](#))

Class	<code>UploadablePackageElement</code> (abstract)			
Package	M2::AUTOSARTemplates::AdaptivePlatform::General			
Note	This meta-class acts as an abstract base class for all meta-classes that need to be added to an uploadable software package in order to complete the manifest content. Tags: atp.Status=draft			
Base	ARElement , ARObject , CollectableElement , Identifiable , MultilanguageReferrable , PackageableElement , Referrable			
Subclasses	AbstractExecutionContext , AdaptivePlatformServiceInstance , ApApplicationError , ApApplicationErrorDomain , ApApplicationErrorSet , DeterministicClient , E2EProfileConfigurationSet , PersistencyDeployment , PersistencyFile , PersistencyPortPrototypeToFileArrayMapping , PersistencyPortPrototypeToKeyValueDatabaseMapping , PlatformHealthManagementContribution , PortInterfaceToDataTypeMapping , ProcessToMachineMappingSet , RestHttpPortPrototypeMapping , ServiceInstanceToMachineMapping , ServiceInstanceToPortPrototypeMapping , ServiceInterfaceDeployment , StartupConfigSet , TimeSyncPortPrototypeToTimeBaseMapping			
Attribute	Type	Mul.	Kind	Note
-	-	-	-	-

Table 12.1: UploadablePackageElement

Please note that this approach to collecting elements is very similar in semantics to `System.fibexElement` or `DiagnosticContributionSet.element`.

12.2 Software Cluster Design

[TPS_MANI_01112]{DRAFT} **Semantics of `SoftwareClusterDesign`** [The existence of a `SoftwareClusterDesign` represents formalized requirements that have initially been formulated by an OEM and that may be enriched as the development of the software progresses.

Finally, the `SoftwareClusterDesign` shall be taken by the integration as a further input to the definition of the result of the integration step: the definition of the `SoftwareCluster`.]([RS_MANI_00035](#))

Just to be sure, the `SoftwareClusterDesign` is not intended to be uploaded to the target platform. It is just an early form of the final `SoftwareCluster` that indeed gets uploaded. The existence of the `SoftwareClusterDesign` is motivated from the methodological point of view.

[constr_1557]{DRAFT} **Standardized values of `SoftwareClusterDesign.category` and `SoftwareCluster.category`** [The AUTOSAR standard reserves

the following values of attribute `SoftwareClusterDesign.category` and `SoftwareCluster.category`:

- `ROOT_SOFTWARE_CLUSTER`
- `SUB_SOFTWARE_CLUSTER`

⌋()

[TPS_MANI_01161]{DRAFT} Impact of values of `category` on the semantics of `SoftwareClusterDesign` ⌈ A `SoftwareClusterDesign` of category `ROOT_SOFTWARE_CLUSTER` may refer to other `SoftwareClusterDesigns` of category `SUB_SOFTWARE_CLUSTER` in the role `subSoftwareCluster` and thereby offer a way to further break down the creation of a `SoftwareClusterDesign`. ⌋
(*RS_MANI_00035*)

[constr_1558]{DRAFT} Existence of `SoftwareClusterDesign.diagnosticAddress` ⌈ The aggregation of `SoftwareClusterDiagnosticAddress` at `SoftwareClusterDesign` in the role `diagnosticAddress` shall only exist if the value of `SoftwareClusterDesign.category` is set to `ROOT_SOFTWARE_CLUSTER`. ⌋()

[constr_1559]{DRAFT} Existence of `SoftwareClusterDesign.subSoftwareCluster` ⌈ The Reference from `SoftwareClusterDesign` to itself in the role `subSoftwareCluster` shall only exist if the value of `SoftwareClusterDesign.category` is set to `ROOT_SOFTWARE_CLUSTER`. ⌋()

[constr_1560]{DRAFT} Usage of `SoftwareClusterDesign.requiredARElement` ⌈ The reference `SoftwareClusterDesign.requiredARElement` shall not be used to refer to another `SoftwareClusterDesign` or even `SoftwareCluster`. ⌋()

Rationale for the existence of **[constr_1560]**: dedicated references are defined for the purpose of referring to `SoftwareClusterDesigns`.

[TPS_MANI_01162]{DRAFT} Semantics of `SoftwareClusterDesign.dependsOn` ⌈ A `SoftwareClusterDesign` has the ability to refer to other `SoftwareClusterDesigns` in the role `dependsOn.dependentSoftwareClusterDesign` to express that the functionality of the referenced `SoftwareClusterDesign` is required to enable the full functionality of the referencing `SoftwareClusterDesign`.

Attribute `SoftwareClusterDesignDependency.dependency` allows for the definition of a **non-formal condition**. In other words, the dependency shall be applicable only if the condition is fulfilled. ⌋(*RS_MANI_00035*)

Both the reference in the role `SoftwareClusterDesign.dependsOn.dependentSoftwareClusterDesign` as well as the reference in the role `SoftwareClusterDesign.subSoftwareCluster` factually define a dependency between `SoftwareClusterDesigns`.

However, the difference is that `SoftwareClusterDesigns` referenced in the role `subSoftwareCluster` may not have `subSoftwareClusters` themselves (as explained by [\[constr_1559\]](#)).

Class	SoftwareClusterDesignDependency			
Package	M2::AUTOSARTemplates::AdaptivePlatform::UploadableSoftwarePackage			
Note	This meta-class has the ability to support the expression of a dependency from one <code>SoftwareCluster</code> to another. Tags: atp.Status=draft			
Base	<code>AObject</code>			
Attribute	Type	Mul.	Kind	Note
dependency	String	1	attr	This attribute allows for the definition of a non-formal dependency to the target <code>SoftwareClusterDesign</code> .
dependent <code>SoftwareClusterDesign</code>	SoftwareClusterDesign	0..1	ref	This reference identifies the dependent <code>SoftwareClusterDesign</code> . Tags: atp.Status=draft

Table 12.2: SoftwareClusterDesignDependency

[constr_1561]{DRAFT} Existence of `SoftwareClusterDesign.subSoftwareCluster` and `SoftwareClusterDesign.dependsOn.dependentSoftwareClusterDesign` [Within the context of a specific `SoftwareClusterDesign`, the references `SoftwareClusterDesign.subSoftwareCluster` and `SoftwareClusterDesign.dependsOn.dependentSoftwareClusterDesign` shall not refer to the same target `SoftwareClusterDesign`.]()

Rationale for the existence of [\[constr_1561\]](#): the existence of a reference to another `SoftwareClusterDesign` in two different roles creates ambiguity and also there is no definition for the semantics of such a scenario.

[TPS_MANI_01211]{DRAFT} Specification of executable software within `SoftwareClusterDesign` [One of the most prominent contents of an uploadable software package is the reference to the executable software.

Within the definition of a `SoftwareClusterDesign`, this reference is implicitly given by means of the reference `SoftwareCluster.containedProcess`.

The target of `SoftwareClusterDesign.containedProcess` is a `ProcessDesign` that represents the design-level representation of an instance (formalized as `Process`) of the corresponding executable program (the software image), formalized as `Executable`]([RS_MANI_00035](#))

[TPS_MANI_01113]{DRAFT} Semantics of `SoftwareClusterDesign.diagnosticAddress` [The existence of the attribute `SoftwareClusterDesign.diagnosticAddress` can be used to express information about the distribution of diagnostic addresses even in a very early stage of development, i.e. this is typically done by an OEM.

This includes the ability to specify multiple (i.e. several functional plus one physical) diagnostic addresses, thus the multiplicity of `diagnosticAddress` is set to 0..*.]([RS_MANI_00035](#))

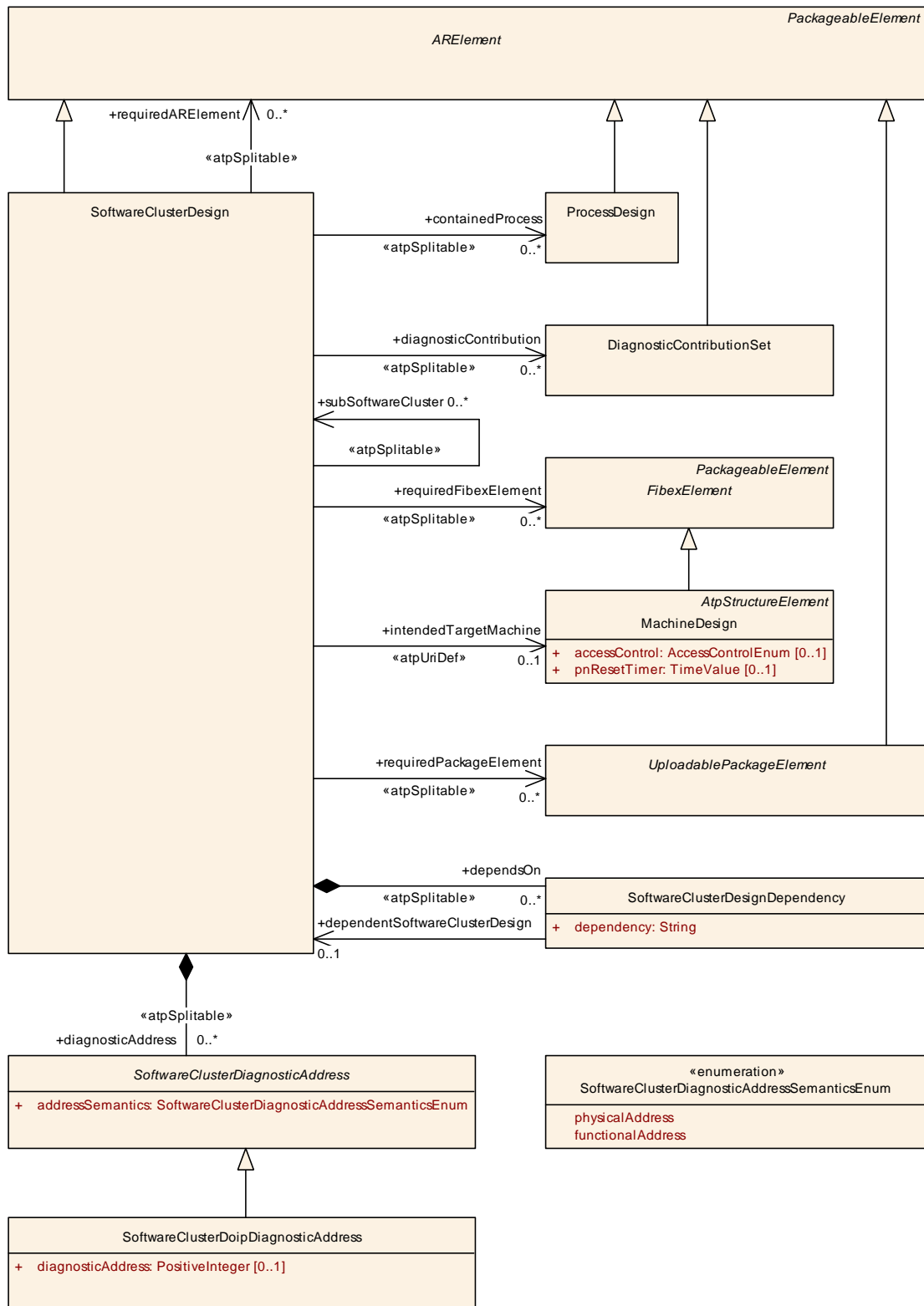


Figure 12.2: Modeling of SoftwareClusterDesign

Class	SoftwareClusterDesign			
Package	M2::AUTOSARTemplates::AdaptivePlatform::UploadableSoftwarePackage			
Note	<p>This meta-class represents the ability for the OEM to design the grouping of software uploadable to a specific target Machine.</p> <p>Tags: atp.Status=draft atp.recommendedPackage=SoftwareClusterDesigns</p>			
Base	ARElement , ARObject , CollectableElement , Identifiable , MultilanguageReferrable , PackageableElement , Referrable			
Attribute	Type	Mul.	Kind	Note
contained Process	ProcessDesign	*	ref	<p>This reference represent the ProcessDesigns contained in the enclosing SoftwareCluster.</p> <p>Stereotypes: atpSplitable Tags: atp.Splitkey=containedProcess atp.Status=draft</p>
dependsOn	SoftwareClusterDesign Dependency	*	aggr	<p>This aggregation allows for the specification of a dependency.</p> <p>Stereotypes: atpSplitable Tags: atp.Splitkey=dependsOn atp.Status=draft</p>
diagnostic Address	SoftwareCluster DiagnosticAddress	*	aggr	<p>This aggregaton is used to specify the diagnsotic address.</p> <p>Stereotypes: atpSplitable Tags: atp.Splitkey=diagnosticAddress atp.Status=draft</p>
diagnostic Contribution	DiagnosticContribution Set	*	ref	<p>This reference identifies the corresponding collection of DiagnosticContributionSet.</p> <p>Stereotypes: atpSplitable Tags: atp.Splitkey=diagnosticContribution atp.Status=draft</p>
intendedTarget Machine	MachineDesign	0..1	ref	<p>This reference can be taken to identify the Machine Design for which the final SoftwareCluster shall be developed.</p> <p>Stereotypes: atpUriDef Tags: atp.Status=draft</p>
required ARElement	ARElement	*	ref	<p>This reference represents the collection of ARElements that are required for the completeness of the definition of the SoftwareCluster.</p> <p>Stereotypes: atpSplitable Tags: atp.Splitkey=requiredARElement atp.Status=draft</p>
requiredFibex Element	FibexElement	*	ref	<p>This reference represents the collection of fibexElements that are required for the completeness of the definition of the SoftwareCluster.</p> <p>Stereotypes: atpSplitable Tags: atp.Splitkey=requiredFibexElement atp.Status=draft</p>
required Package Element	UploadablePackage Element	*	ref	<p>This reference points to uploadable elements that have been identified as relevant in the context of the enclosing SoftwareClusterDesign.</p> <p>Stereotypes: atpSplitable Tags: atp.Splitkey=requiredPackageElement atp.Status=draft</p>





Class	SoftwareClusterDesign			
subSoftwareCluster	SoftwareClusterDesign	*	ref	This reference is used to identify the sub-SoftwareCluster Designs of an "umbrella" SoftwareClusterDesign. Stereotypes: atpSplitable Tags: atp.Splitkey=subSoftwareCluster atp.Status=draft

Table 12.3: SoftwareClusterDesign

[TPS_MANI_01117]{DRAFT} **Semantics of [SoftwareClusterDesign.intendedTargetMachine](#)** [The specification of [SoftwareClusterDesign.intendedTargetMachine](#) allows for focusing the specification of an uploadable software package to a specific [MachineDesign](#) from early phases of a development project.] ([RS_MANI_00035](#))

Please note that [SoftwareCluster](#) doesn't have a dedicated reference to the target [Machine](#).

This relation is expressed by means of a reference to [Process](#) that in turn can be mapped to a dedicated [Machine](#) by means of a [ProcessToMachineMapping](#). In this context, [[constr_1536](#)] applies.

[TPS_MANI_01118]{DRAFT} **Relation between [SoftwareClusterDesign](#) and [DiagnosticContributionSet](#)** [An important aspect of the definition of a [SoftwareClusterDesign](#) is the question what diagnostic extract shall be associated with the [SoftwareClusterDesign](#).

For this purpose, a reference from [SoftwareClusterDesign](#) to [DiagnosticContributionSet](#) in the role [diagnosticContribution](#) is provided.

In an early stage of the development process, it is intentionally made possible to reference multiple [DiagnosticContributionSets](#) in order to support the decentralized (e.g. partly done by OEM and partly done by supplier) configuration of the diagnostics stack.] ([RS_MANI_00035](#))

[TPS_MANI_01189]{DRAFT} **Software Cluster and [DiagnosticContributionSet.category](#)** [A [DiagnosticContributionSet](#) used in the context of a [SoftwareCluster](#) shall set the value of attribute [category](#) to DIAGNOSTICS_SWCL_EXTRACT.] ([RS_MANI_00035](#))

[[constr_1562](#)]{DRAFT} **Existence of [SoftwareClusterDesign.diagnosticContribution](#)** [The existence of the reference [SoftwareClusterDesign.diagnosticContribution](#) is limited to [SoftwareClusterDesigns](#) where attribute [category](#) is set to the value [ROOT_SOFTWARE_CLUSTER](#).] ()

Rationale for the existence of [[constr_1562](#)]: the definition of the diagnostic behavior is limited to the root level of a structure of [SoftwareClusterDesigns](#) in the same spirit that caused the existence of [[constr_1558](#)].

Please mind the intentionally introduced difference between `SoftwareCluster` and `SoftwareClusterDesign` in terms of the relation to `DiagnosticContributionSet`.

In other words, the multiplicity of the references to `DiagnosticContributionSet` intentionally differ.

As already explained, the `SoftwareClusterDesign` shall support the decentralized configuration of the `DiagnosticContributionSet` while the `SoftwareCluster` requires the existence of a final (merged) `DiagnosticContributionSet`.

[TPS_MANI_01119]{DRAFT} Reference to model elements from `SoftwareClusterDesign` [`SoftwareClusterDesign` has the ability to define the following references to model elements relevant for the definition of an uploadable software package:

- references to meta-classes derived from `UploadablePackageElement` are formalized by way of `SoftwareClusterDesign.requiredPackageElement`.
- references to meta-classes derived from `ARElement` are formalized by way of `SoftwareClusterDesign.requiredARElement`.
- references to meta-classes derived from `FibexElement` are formalized by way of `SoftwareClusterDesign.requiredFibexElement`.

](*RS_MANI_00035*)

Please note that the conversion of a `SoftwareClusterDesign` to a `SoftwareCluster` is not formalized by AUTOSAR. This step can be done by a tool at the discretion of the integrator.

In other words, in some cases it may be applicable to do this conversion relatively early in the development project while other projects may require to keep the `SoftwareClusterDesign` around for a longer period in time.

12.3 Software Cluster

12.3.1 Software Cluster General Modeling

[TPS_MANI_01110]{DRAFT} Semantics of `SoftwareCluster` [The existence of a `SoftwareCluster` represents an uploadable software package.](*RS_MANI_00035*)

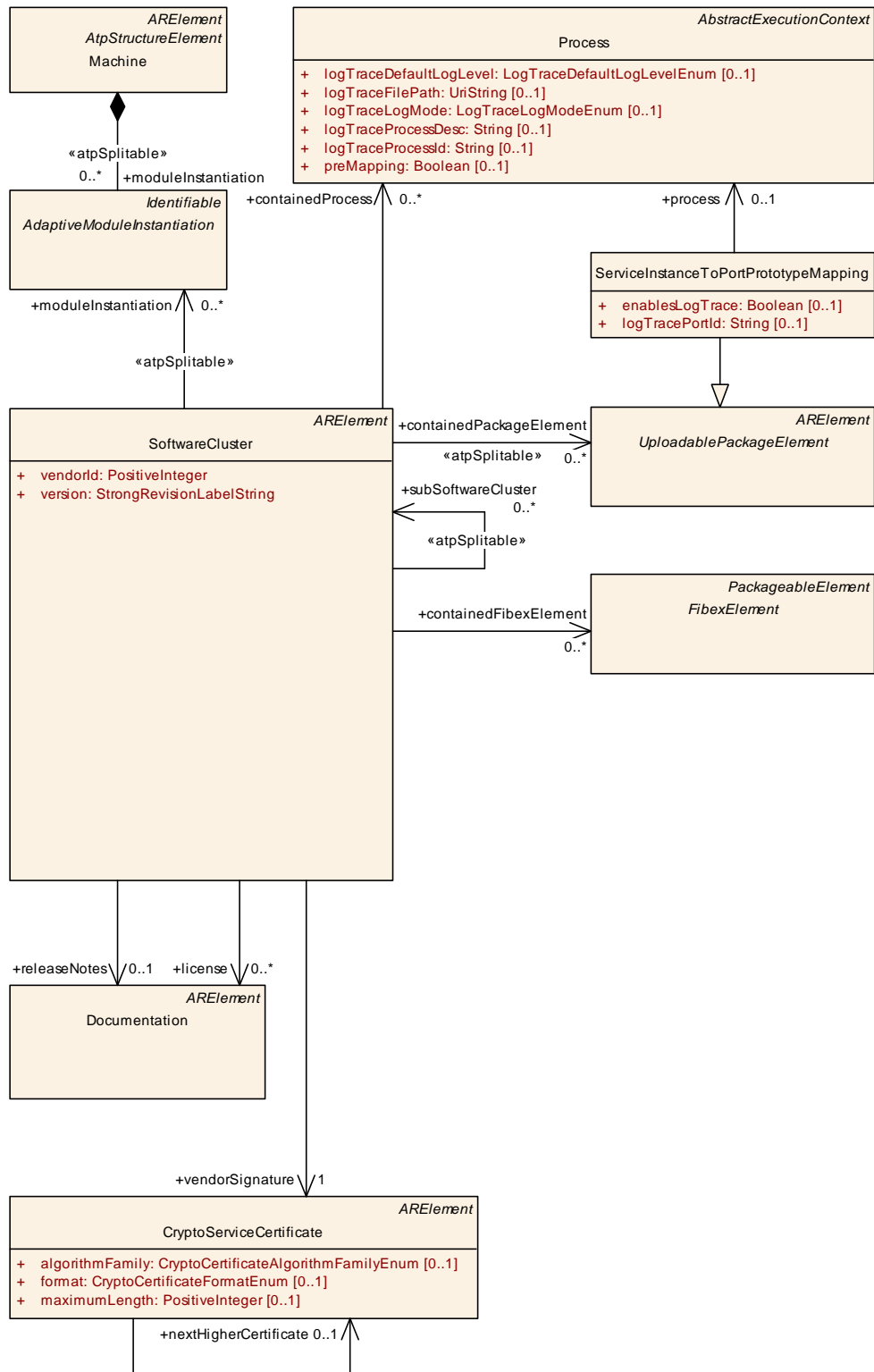


Figure 12.3: Modeling of SoftwareCluster

A `SoftwareCluster` comes with a semantic version expressed by means of the following **mandatory** components:

- Major version

- Minor version
- Patch version
- Build number

For the purpose of specifying version numbers, AUTOSAR defines the primitive class `RevisionLabelString`. The latter is in principle able to carry the required content. However, the build number is **optional** in the definition of the `RevisionLabelString`.

In response to this shortcoming, a further meta-class named `StrongRevisionLabelString` is defined that fulfills the requirement of carrying the list of version components as mandatory elements.

[TPS_MANI_01213]{DRAFT} Semantics of meta-class `StrongRevisionLabelString` [Meta-class `StrongRevisionLabelString` supports the specification of a version number that consists of four mandatory components:

- Major version
- Minor version
- Patch version
- Build number

]([RS_MANI_00035](#))

Primitive	StrongRevisionLabelString
Package	M2::AUTOSARTemplates::AdaptivePlatform::UploadableSoftwarePackage
Note	<p>This primitive represents a revision label which identifies an engineering object. It represents a pattern which requires four integer numbers separated by a dot, representing from left to right MajorVersion, MinorVersion, PatchVersion, and BuildVersion.</p> <p>Legal patterns are for example:</p> <p>4.0.0.3456 4.0.0.1234565</p> <p>Tags: atp.Status=draft xml.xsd.customType=STRONG-REVISION-LABEL-STRING xml.xsd.pattern=[0-9]+\.[0-9]+\.[0-9]+\.[0-9]+ xml.xsd.type=string</p>

Table 12.4: StrongRevisionLabelString

Please note that the build number does not necessarily have to be consecutively incremented between two builds. In some cases the build number is created by creating a hash over the build.

In such a case it would not make sense to include the build number in a greater/less comparison while a comparison for equality/inequality may positively make sense. This aspect shall be taken into account when processing the value of an attribute types by a `StrongRevisionLabelString`.

[constr_1563]{DRAFT} **Standardized values of `SoftwareClusterDesign.category` and `SoftwareCluster.category`** [The AUTOSAR standard reserves the following values of attribute `SoftwareClusterDesign.category` and `SoftwareCluster.category`:

- `ROOT_SOFTWARE_CLUSTER`
- `SUB_SOFTWARE_CLUSTER`

]()

[TPS_MANI_01163]{DRAFT} **Impact of values of `category` on the semantics of `SoftwareCluster`** [A `SoftwareCluster` of `category` `ROOT_SOFTWARE_CLUSTER` may refer to other `SoftwareClusters` of `category` `SUB_SOFTWARE_CLUSTER` in the role `subSoftwareCluster` and thereby offer a way to further break down the creation of a `SoftwareCluster`.]([RS_MANI_00035](#))

[TPS_MANI_01115]{DRAFT} **Specification of executable software within `SoftwareCluster`** [One of the most prominent contents of an uploadable software package is the reference to the executable software.

Within the definition of a `SoftwareCluster`, this reference is implicitly given by means of the reference `SoftwareCluster.containedProcess`.

The target of `SoftwareCluster.containedProcess` is a `Process` that represents an instance of the corresponding executable program (the software image), formalized as `Executable`]([RS_MANI_00035](#))

The prominence of the dedicated reference to `Process` is amplified by the fact that it would have been technically possible to let `Process` inherit from `UploadablePackageElement` and thus include the referenced `Process(es)` in the bulk of references to other required model elements.

These references are formalized in two different forms. For technical reasons it is not possible to let all model elements that need to be immediately referenced by a `SoftwareCluster` inherit from `UploadablePackageElement`.

The main reason is that further model elements need to be referenced by a `SoftwareCluster` that are also used on the *AUTOSAR classic platform*.

In other words, it would be very questionable to introduce the “useless” concept of an `UploadablePackageElement` into the scope of the *AUTOSAR classic platform* as a mere (and unwanted) side effect of providing a definition of the `SoftwareCluster` on the *AUTOSAR classic platform*.

The scope of a single `SoftwareCluster` in terms of a relations to a `Machine` is that all software contained in one `SoftwareCluster` is supposed to be uploaded to one and only one `Machine`.

The definition of `SoftwareCluster` shall never include multiple `Machines`. This is expressed in [[constr_1536](#)].

[constr_1536]{DRAFT} Definition of SoftwareCluster applies for a single Machine [Within the scope of a `SoftwareCluster`, each `Process` referenced in the role `containedProcess` shall be mapped (e.g. by means of the existence of a `ProcessToMachineMapping`) to the same `Machine`.]()

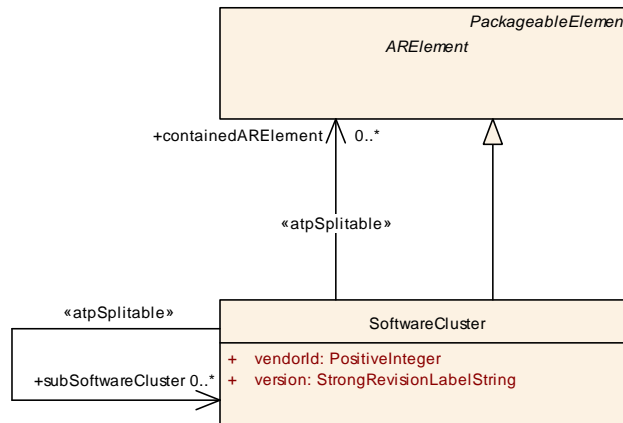


Figure 12.4: `SoftwareCluster` can reference `ARElement`

[TPS_MANI_01116]{DRAFT} Reference to model elements included in an uploadable software package [Beside the ability to explicitly reference a `Process` in the role `containedProcess` it is possible to define the following references to required model elements:

- references to meta-classes derived from `UploadablePackageElement` are formalized by way of `SoftwareCluster.containedPackageElement`.
- references to meta-classes derived from `ARElement` are formalized by way of `SoftwareCluster.containedARElement`.
- references to meta-classes derived from `FibexElement` are formalized by way of `SoftwareCluster.containedFibexElement`.

Technically, an `UploadablePackageElement` is also an `ARElement`, but it is still mandated to use the dedicated reference specifically for `UploadablePackageElement`.]([RS_MANI_00035](#))

To exemplify the reference to `UploadablePackageElement`, Figure 12.3 contains a subclass of `UploadablePackageElement`: `ServiceInstanceToPortPrototypeMapping`.

It is obvious that the uploaded software needs to integrate with the communication stack and `ServiceInstanceToPortPrototypeMapping` is a prominent model element for this purpose.

[constr_1542]{DRAFT} No nested definition of SoftwareCluster [A `SoftwareCluster` shall not reference another `SoftwareCluster` in the role `containedARElement`.]()

[TPS_MANI_01202]{DRAFT} **Semantics of reference `SoftwareCluster.moduleInstantiation`** [By means of the reference `SoftwareCluster.moduleInstantiation` it is possible to express the need for updates of the platform infrastructure along with other resources referenced by the enclosing `SoftwareCluster`.]
(RS_MANI_00035)

[TPS_MANI_01218]{DRAFT} **Cryptographic signature of `SoftwareCluster`** [A `SoftwareCluster` also needs to be signed cryptographically. For this purpose, meta-class `CryptoServiceCertificate` is referenced in the role `vendorSignature`.]
(RS_MANI_00035)

[TPS_MANI_01219]{DRAFT} **License of software in included `SoftwareCluster`** [It is possible to refer to licenses for software included in a `SoftwareCluster` by means of a reference to meta-class `Documentation` in the role `license`.]
(RS_MANI_00035)

Class	Documentation			
Package	M2::AUTOSARTemplates::GenericStructure::DocumentationOnM1			
Note	This meta-class represents the ability to handle a so called standalone documentation. Standalone means, that such a documentation is not embedded in another ARElement or identifiable object. The standalone documentation is an entity of its own which denotes its context by reference to other objects and instances. Tags: atp.recommendedPackage=Documentations			
Base	ARElement , ARObject , CollectableElement , Identifiable , MultilanguageReferrable , PackageableElement , Referrable			
Attribute	Type	Mul.	Kind	Note
context	DocumentationContext	*	aggr	This is the context of the particular documentation.
documentation Content	PredefinedChapter	0..1	aggr	This is the content of the documentation related to the specified contexts. Tags: xml.sequenceOffset=200

Table 12.5: Documentation

Please note that `Documentation` is an `ARElement` that cannot be owned by a `SoftwareCluster`. The latter can only refer to it.

This aspect also means that once a given `license` is formalized by means of a `Documentation` it is in general possible to refer to this formalization from within different `SoftwareClusters`.

[TPS_MANI_01220]{DRAFT} **Release notes of software in included `SoftwareCluster`** [It is possible to refer to release notes for software included in a `SoftwareCluster` by means of a reference to meta-class `Documentation` in the role `releaseNotes`.] (RS_MANI_00035)

12.3.2 Relevance of Software Cluster for Diagnostics

[TPS_MANI_01111]{DRAFT} **Diagnostic Address of a `SoftwareCluster`** [An uploadable software package formalized as a `SoftwareCluster` will typically be equipped with a diagnostics management component.

Therefore the definition of the `SoftwareCluster` needs to provide information about the diagnostic address(es) to which the contained diagnostic management component shall respond.

This information is formalized by means of the attribute `SoftwareCluster.diagnosticAddress`.

A `SoftwareCluster` may be required to respond to multiple (i.e. several functional plus one physical) diagnostic addresses, thus the multiplicity of `diagnosticAddress` is set to 0..*.](*RS_MANI_00035*)

Please note that the modeling of the `SoftwareClusterDiagnosticAddress` has been created with the primary goal to support the usage of DoIP for diagnostics.

The secondary goal has been to make the modeling of the diagnostic address extensible such that the idiomatic ways in which other transport layers (CAN, LIN, FlexRay, etc.) define diagnostic addresses can also be supported by adding respective subclasses of `SoftwareClusterDiagnosticAddress`.

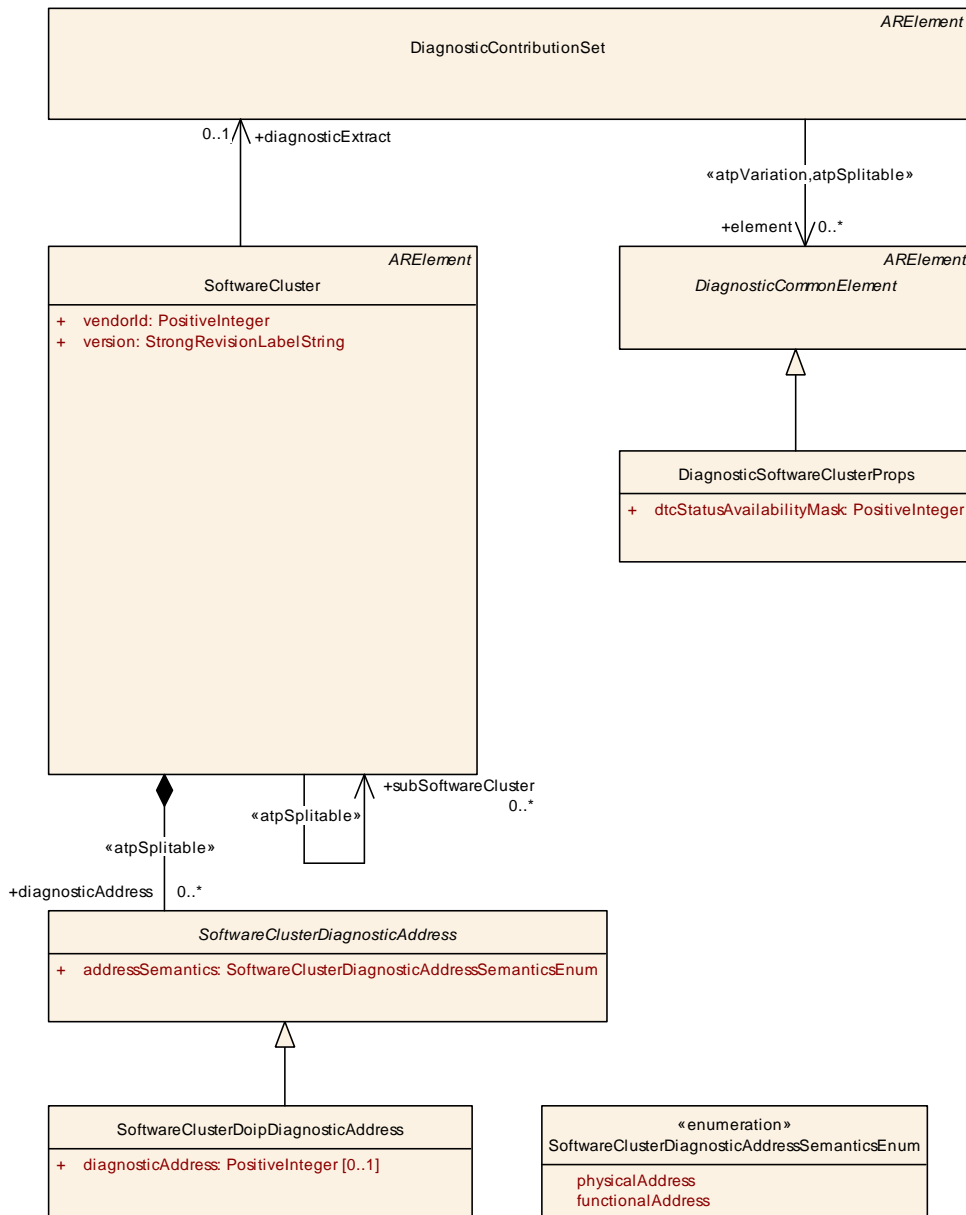


Figure 12.5: Modeling of diagnostic address of a **SoftwareCluster**

[constr_1543]{DRAFT} **Only one physical address per SoftwareCluster** [Each **SoftwareCluster** shall only aggregate one **SoftwareClusterDiagnosticAddress** where the value of attribute **addressSemantics** is set to **SoftwareClusterDiagnosticAddressSemanticsEnum.physicalAddress**.]()

Class	SoftwareCluster
Package	M2::AUTOSARTemplates::AdaptivePlatform::UploadableSoftwarePackage





Class		SoftwareCluster		
Note	<p>This meta-class represents the ability to define an uploadable software-package, i.e. the SoftwareCluster shall contain all software and configuration for a given purpose.</p> <p>Tags: atp.Status=draft atp.recommendedPackage=SoftwareClusters</p>			
Base	<p>ARElement, ARObject, CollectableElement, Identifiable, MultilanguageReferrable, PackageableElement, Referrable</p>			
Attribute	Type	Mul.	Kind	Note
conflictsTo	SoftwareClusterDependencyFormula	0..1	aggr	<p>This aggregation handles conflicts. If it yields true then the SoftwareCluster shall not be installed.</p> <p>Stereotypes: atpSplittable Tags: atp.Splitkey=conflictsTo atp.Status=draft</p>
containedARElement	ARElement	*	ref	<p>This reference represents the collection of model elements that cannot derive from UploadablePackageElement and that contribute to the completeness of the definition of the SoftwareCluster.</p> <p>Stereotypes: atpSplittable Tags: atp.Splitkey=shortName atp.Status=draft</p>
containedFibexElement	FibexElement	*	ref	<p>This allows for referencing FibexElements that need to be considered in the context of a SoftwareCluster.</p> <p>Tags: atp.Status=draft</p>
containedPackageElement	UploadablePackageElement	*	ref	<p>This reference identifies model elements that are required to complete the manifest content.</p> <p>Stereotypes: atpSplittable Tags: atp.Splitkey=containedPackageElement atp.Status=draft</p>
containedProcess	Process	*	ref	<p>This reference represent the processes contained in the enclosing SoftwareCluster.</p> <p>Tags: atp.Status=draft</p>
dependsOn	SoftwareClusterDependencyFormula	0..1	aggr	<p>This aggregation can be taken to identify a dependency for the enclosing SoftwareCluster.</p> <p>Stereotypes: atpSplittable Tags: atp.Splitkey=dependsOn atp.Status=draft</p>
design	SoftwareClusterDesign	*	ref	<p>This reference represents the identification of all SoftwareClusterDesigns applicable for the enclosing SoftwareCluster.</p> <p>Stereotypes: atpUriDef Tags: atp.Status=draft</p>
diagnosticAddress	SoftwareClusterDiagnosticAddress	*	aggr	<p>This aggregation represents the collection of diagnostic addresses that apply for the SoftwareCluster.</p> <p>Stereotypes: atpSplittable Tags: atp.Splitkey=diagnosticAddress atp.Status=draft</p>
diagnosticExtract	DiagnosticContributionSet	0..1	ref	<p>This reference represents the definition of the diagnostic extract applicable to the referencing SoftwareCluster</p> <p>Tags: atp.Status=draft</p>





Class	SoftwareCluster			
license	Documentation	*	ref	This attribute allows for the inclusion of the the full text of a license of the enclosing SoftwareCluster. In many cases open source licenses require the inclusion of the full license text to any software that is released under the respective license. Tags: atp.Status=draft
module Instantiation	AdaptiveModule Instantiation	*	ref	This reference identifies AdaptiveModuleInstantiations that need to be included with the SoftwareCluster in order to establish infrastructure required for the installation of the SoftwareCluster. Stereotypes: atpSplitable Tags: atp.Splitkey=moduleInstantiation atp.Status=draft
releaseNotes	Documentation	0..1	ref	This attribute allows for the explanations of changes since the previous version. The list of changes might require the creation of multiple paragraphs of test. Tags: atp.Status=draft
subSoftware Cluster	SoftwareCluster	*	ref	This reference is used to identify the sub-Software Clusters of an "umbrella" SoftwareCluster. Stereotypes: atpSplitable Tags: atp.Splitkey=subSoftwareCluster atp.Status=draft
vendorId	PositiveInteger	1	attr	Vendor ID of this Implementation according to the AUTOSAR vendor list.
vendor Signature	CryptoService Certificate	1	ref	This reference identifies the certificate that represents the vendor's signature. Tags: atp.Status=draft
version	StrongRevisionLabel String	1	attr	This attribute can be used to describe a version information for the enclosing SoftwareCluster.

Table 12.6: SoftwareCluster

Class	SoftwareClusterDiagnosticAddress (abstract)			
Package	M2::AUTOSARTemplates::AdaptivePlatform::UploadableSoftwarePackage			
Note	This meta-class represents the ability to define a diagnostic address in an abstract form. Sub-classes are supposed to clarify how the diagnostic address shall be defined according to the applicable addressing scheme (DoIP vs. CAN TP vs. ...). Tags: atp.Status=draft			
Base	ARObject			
Subclasses	SoftwareClusterDoipDiagnosticAddress			
Attribute	Type	Mul.	Kind	Note
address Semantics	SoftwareCluster DiagnosticAddress SemanticsEnum	1	attr	This attribute clarifies whether the address value shall be interpreted as a physical or a functional address.

Table 12.7: SoftwareClusterDiagnosticAddress

Enumeration	SoftwareClusterDiagnosticAddressSemanticsEnum
Package	M2::AUTOSARTemplates::AdaptivePlatform::UploadableSoftwarePackage
Note	This meta-class defines a list of semantics for the interpretation of diagnostic addresses in the context of a SoftwareCluster. Tags: atp.Status=draft
Literal	Description
functionalAddress	This address represents a functional address. Tags: atp.EnumerationValue=1
physicalAddress	This address represents a physical address. Tags: atp.EnumerationValue=0

Table 12.8: SoftwareClusterDiagnosticAddressSemanticsEnum

Class	SoftwareClusterDoipDiagnosticAddress			
Package	M2::AUTOSARTemplates::AdaptivePlatform::UploadableSoftwarePackage			
Note	This meta-class represents the ability to define a diagnostic address specifically for the DoIP case. Tags: atp.Status=draft			
Base	ARObject, SoftwareClusterDiagnosticAddress			
Attribute	Type	Mul.	Kind	Note
diagnostic Address	PositiveInteger	0..1	attr	This attribute represents the collection of diagnostic addresses the SoftwareCluster occupies. Tags: atp.Status=draft

Table 12.9: SoftwareClusterDoipDiagnosticAddress

[TPS_MANI_01114]{DRAFT} **Relation of [DiagnosticContributionSet](#) to [SoftwareCluster](#)** [In AUTOSAR, the formalization of the external behavior of the diagnostic stack is rooted in meta-class [DiagnosticContributionSet](#).

On the *AUTOSAR classic platform* the scope of the “external behavior of the diagnostic stack” is represented by an entire ECU.

This relation changes on the *AUTOSAR adaptive platform* where each uploadable software package is shipped with the definition of the “external behavior of the diagnostic stack” **as far as the software in the scope of respective uploadable software package is concerned.**

To fully support the different approaches of *AUTOSAR classic platform* and *AUTOSAR adaptive platform* it is necessary to provide means for specifying a [DiagnosticContributionSet](#) for a given [SoftwareCluster](#).

In particular, this relation is created by means of the reference [SoftwareCluster.diagnosticExtract](#). |(RS_MANI_00035)

In other words, the “external behavior of the diagnostic stack” of each [SoftwareCluster](#) shall only be described by a single [DiagnosticContributionSet](#).

And since the `DiagnosticContributionSet` and all referenced `elements` are subject to the upload on a target platform it only makes sense that the `SoftwareCluster` references the `DiagnosticContributionSet` (instead of the other way round).

[constr_1568]{DRAFT} Existence of `SoftwareCluster.diagnosticExtract` [The existence of the reference `SoftwareCluster.diagnosticExtract` is limited to `SoftwareClusters` where attribute `category` is set to the value `ROOT_SOFTWARE_CLUSTER`.]()

Rationale for the existence of [constr_1562]: the definition of the diagnostic behavior is limited to the root level of a structure of `SoftwareClusters` in the same spirit that caused the existence of [constr_1564].

[constr_1534]{DRAFT} Existence of `DiagnosticSoftwareClusterProps` [Each `DiagnosticContributionSet` shall only reference one and only one `DiagnosticSoftwareClusterProps` in the role `element`.]()

Class	DiagnosticSoftwareClusterProps			
Package	M2::AUTOSARTemplates::AdaptivePlatform::UploadableSoftwarePackage			
Note	This meta-class represents the ability to specify properties for the relation between a Diagnostic ContributionSet and a SoftwareCluster. Tags: atp.Status=draft atp.recommendedPackage=DiagnosticSoftwareClusterPropss			
Base	<i>ARElement, ARObject, CollectableElement, DiagnosticCommonElement, Identifiable, Multilanguage Referrable, PackageableElement, Referrable</i>			
Attribute	Type	Mul.	Kind	Note
dtcStatus AvailabilityMask	PositiveInteger	1	attr	This attribute contains the value of the DTC status availability mask. Tags: atp.Status=draft

Table 12.10: DiagnosticSoftwareClusterProps

[constr_1535]{DRAFT} Existence of `DiagnosticSoftwareClusterProps` in the context of a `DiagnosticContributionSet` [Each `DiagnosticContributionSet` shall only reference a single `DiagnosticSoftwareClusterProps` in the role `element`.]()

[constr_1564]{DRAFT} Existence of `SoftwareCluster.diagnosticAddress` [The aggregation of `SoftwareClusterDiagnosticAddress` at `SoftwareCluster` in the role `diagnosticAddress` shall only exist if the value of `SoftwareCluster.category` is set to `ROOT_SOFTWARE_CLUSTER`.]()

12.3.3 Sub Software Cluster

[constr_1565]{DRAFT} Existence of `SoftwareCluster.subSoftwareCluster` [The Reference from meta-class `SoftwareCluster` to itself in the role `subSoftwareCluster` shall only exist if the value of attribute `SoftwareCluster.category` is set to `ROOT_SOFTWARE_CLUSTER`.]()

[constr_1566]{DRAFT} Usage of `SoftwareCluster.containedARElement` [The reference `SoftwareCluster.containedARElement` shall not be used to refer to another `SoftwareCluster` or even `SoftwareCluster`.]()

Rationale for the existence of **[constr_1566]**: dedicated references are defined for the purpose of referring to `SoftwareClusters`.

12.3.4 Software Cluster Dependency

[TPS_MANI_01164]{DRAFT} Semantics of `SoftwareCluster.dependsOn` [A `SoftwareCluster` has the ability to express a dependency to other `SoftwareClusters` in the role `dependsOn`. The semantics is to express that the functionality of the referenced `SoftwareCluster` is required to enable the full functionality of the referencing `SoftwareCluster`.

Attribute `SoftwareCluster.dependsOn` allows for the definition of a **formal** (potentially nested) dependency condition. The dependency shall be applicable only if the condition defined by `dependsOn` yields `True`.](*RS_MANI_00035*)

[TPS_MANI_01214]{DRAFT} Semantics of `SoftwareCluster.conflictsTo` [A `SoftwareCluster` has the ability to express a conflict to other `SoftwareClusters` in the role `conflictsTo`. The semantics is to express that the functionality of the referenced `SoftwareCluster` **inhibits** the installation of the referencing `SoftwareCluster`.

Attribute `SoftwareCluster.conflictsTo` allows for the definition of a **formal** (potentially nested) dependency condition. The dependency shall be applicable only if the condition defined by `conflictsTo` yields `False`.](*RS_MANI_00035*)

Both the reference in the role `SoftwareCluster.dependsOn/conflictsTo` as well as the reference in the role `SoftwareCluster.subSoftwareCluster` factually define a dependency between `SoftwareClusters`.

However, the difference is that `SoftwareClusters` referenced in the role `subSoftwareCluster` is not yet installed while `SoftwareCluster.dependsOn/conflictsTo` refers to a `SoftwareCluster` that is already installed on the target platform.

A formal difference between the two is that the `SoftwareCluster` referenced in the role `subSoftwareCluster` may not have `subSoftwareClusters` themselves (as explained by **[constr_1559]**).

That said, it could not really happen that `SoftwareCluster.dependsOn/conflictsTo` finally refers to a `SoftwareCluster` that is also referenced in the role `subSoftwareCluster`. Nevertheless, **[constr_1567]** regulates the usage of `SoftwareCluster.dependsOn/conflictsTo` vs. `subSoftwareCluster`.

[constr_1567]{DRAFT} Existence of `SoftwareCluster.subSoftwareCluster` and `SoftwareCluster.dependsOn/conflictsTo` [Within the context of a specific `SoftwareCluster`, the references from `SoftwareCluster` to itself in the roles

`subSoftwareCluster` and `dependsOn/conflictsTo` shall not refer to the same target `SoftwareCluster`.]()

Rationale for the existence of [constr_1567]: the existence of a reference to another `SoftwareCluster` in two different roles creates ambiguity and also there is no definition for the semantics of such a scenario.

[TPS_MANI_01215]{DRAFT} Semantics of meta-class `SoftwareClusterDependencyFormula` [Meta-class `SoftwareClusterDependencyFormula` allows for the definition of a formal condition that can be taken to decide about the dependency to or the conflict with a `SoftwareCluster`.

The modeling of `SoftwareClusterDependencyFormula` allows for the definition of nested conditions. The attribute `operator` is applied on the results of the evaluation of the `parts`.](*RS_MANI_00035*)

Class	SoftwareClusterDependencyFormula			
Package	M2::AUTOSARTemplates::AdaptivePlatform::UploadableSoftwarePackage			
Note	This meta-class represents the ability to define a dependency among <code>SoftwareClusters</code> . Tags: atp.Status=draft			
Base	<i>AObject</i> , <i>SoftwareClusterDependencyFormulaPart</i>			
Attribute	Type	Mul.	Kind	Note
operator	SoftwareCluster DependencyLogical OperatorEnum	0..1	attr	This logical operator can be used to relate the results of different <code>SoftwareClusterDependencyParts</code> .
part (ordered)	<code>SoftwareCluster DependencyFormula Part</code>	*	aggr	This aggregation represents the ordered collection of the parts of the <code>SoftwareClusterDependencyFormula</code> . Tags: atp.Status=draft

Table 12.11: SoftwareClusterDependencyFormula

[TPS_MANI_01216]{DRAFT} Semantics of meta-class `SoftwareClusterDependencyFormulaPart` [Meta-class `SoftwareClusterDependencyFormulaPart` represents a part of a `SoftwareClusterDependencyFormula`. The order of the parts of a `SoftwareClusterDependencyFormula` is significant.](*RS_MANI_00035*)

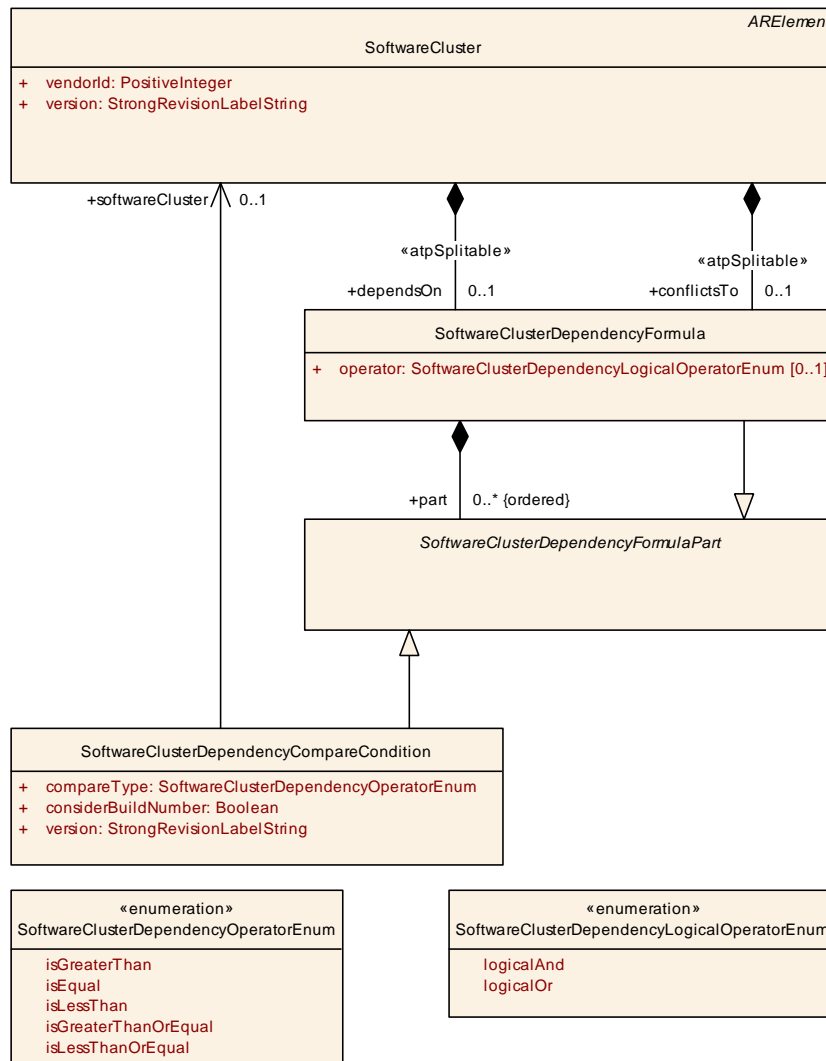


Figure 12.6: Modeling of dependencies in the context of a `SoftwareCluster`

At the same time, `SoftwareClusterDependencyFormulaPart` is the base class of `SoftwareClusterDependencyFormula`. This means that the `SoftwareClusterDependencyFormula` can aggregate all subclasses of `SoftwareClusterDependencyFormulaPart`, i.e. `SoftwareClusterDependencyFormula` and `SoftwareClusterDependencyCompareCondition`.

Class	<code>SoftwareClusterDependencyFormulaPart</code> (abstract)
Package	M2::AUTOSARTemplates::AdaptivePlatform::UploadableSoftwarePackage
Note	This meta-class represents an abstract base class for the definition of different formula parts of a <code>SoftwareClusterDependencyFormula</code> . Tags: atp.Status=draft
Base	<code>ARObject</code>
Subclasses	<code>SoftwareClusterDependencyCompareCondition</code> , <code>SoftwareClusterDependencyFormula</code>





Class	SoftwareClusterDependencyFormulaPart (abstract)			
Attribute	Type	Mul.	Kind	Note
–	–	–	–	–

Table 12.12: SoftwareClusterDependencyFormulaPart

Class	SoftwareClusterDependencyCompareCondition			
Package	M2::AUTOSARTemplates::AdaptivePlatform::UploadableSoftwarePackage			
Note	This meta-class represents the ability to specify a concrete dependency condition in the context of a SoftwareClusterDependencyFormula. Tags: atp.Status=draft			
Base	ARObject, SoftwareClusterDependencyFormulaPart			
Attribute	Type	Mul.	Kind	Note
compareType	SoftwareClusterDependencyOperatorEnum	1	attr	This attribute identifies the semantics of the compare operator.
considerBuildNumber	Boolean	1	attr	If this attribute is set to true then the build number shall be taken into account for the comparison. Build numbers don't have to be consecutive but could be created by some kind of hashing algorithm. In such a case it might make sense to include the build number in a test for equality but it is probably not reasonable to apply e.g. a less-than comparison.
softwareCluster	SoftwareCluster	0..1	ref	This reference identifies the SoftwareCluster to which the dependency/conflict applies. Tags: atp.Status=draft
version	StrongRevisionLabelString	1	attr	This attribute represents the value of a version against which the comparison shall be executed.

Table 12.13: SoftwareClusterDependencyCompareCondition

This modeling pattern obviously allows for the creation of nested trees of dependencies (or conflicts) from the point of view of a given [SoftwareCluster](#).

Figure 12.7 provides a conceptual sketch of the modeling of dependencies among [SoftwareClusters](#).

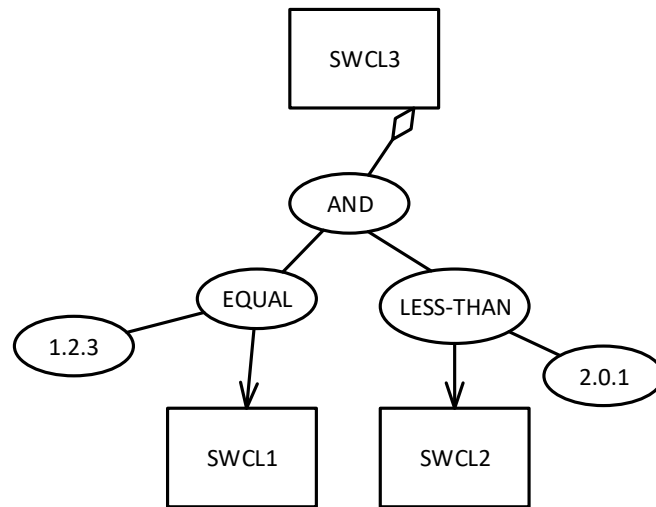


Figure 12.7: Tree of dependency conditions

[TPS_MANI_01217]{DRAFT} **Semantics of meta-class `SoftwareClusterDependencyCompareCondition`** [Meta-class `SoftwareClusterDependencyCompareCondition` allows for the definition of a formal condition to compare against the version of the referenced `softwareCluster` using a given `compareType`.

The ability to specifically decide about whether or not to consider the build number in the comparison is implemented by means of attribute `considerBuildNumber`.]
(RS_MANI_00035)

12.4 Software Package

The existence of the `SoftwareCluster` by itself is not sufficient for installation. Actually, the `SoftwareCluster` gets wrapped into a so-called `SoftwarePackage` that comes with an own manifest format that is at least partly standardized.

The difference between the semantics of a `SoftwareCluster` and the semantics of `SoftwarePackage` is that a `SoftwareCluster` focusses on the structure of the software itself while the `SoftwarePackage` is created to handle the logistics aspect of the software installation.

[TPS_MANI_01221]{DRAFT} **Semantics of meta-class `SoftwarePackage`** [The purpose of meta-class `SoftwarePackage` is to cover the "logistics" aspect of the software installation procedure.](RS_MANI_00035)

Class	SoftwarePackage			
Package	M2::AUTOSARTemplates::AdaptivePlatform::UploadableSoftwarePackage			
Note	This meta-class represents the ability to formalize the content of a software package. Tags: atp.Status=draft atp.recommendedPackage=SoftwarePackages			
Base	ARElement , ARObject , CollectableElement , Identifiable , MultilanguageReferrable , PackageableElement , Referrable			
Attribute	Type	Mul.	Kind	Note
actionType	SoftwarePackageActionTypeEnum	1	attr	This attribute defines the action to be taken in the step of processing the enclosing SoftwarePackage.
activationAction	SoftwarePackageActivationActionEnum	1	attr	This attribute governs the action to be taken after the installation of the SoftwareCluster completed.
compressed Software PackageSize	PositiveInteger	1	attr	This size represents the size of the compressed Software Package.
isDeltaPackage	Boolean	1	attr	This attribute denotes whether the SoftwarePackage is only able to update but not for initial installation.
maximum SupportedUcm Version	RevisionLabelString	1	attr	This attribute identifies the maximum supported version of the UCM for this SoftwarePackage.
minimum SupportedUcm Version	RevisionLabelString	1	attr	This attribute identifies the minimum supported version of the UCM for this SoftwarePackage.
packagerId	PositiveInteger	1	attr	This attribute identifies Id of the organization that provides the packager generating the SoftwarePackage.
packager Signature	CryptoServiceCertificate	1	ref	This reference identifies the certificate that represents the packager's signature. Tags: atp.Status=draft
softwareCluster	SoftwareCluster	1	ref	This reference identifies the SoftwareCluster that belongs to the SoftwarePackage. The nature of this relation is actually more like an aggregation than a reference. But the relation is still modelled as a reference because two ARElements cannot aggregate each other. Tags: atp.Status=draft
typeApproval	String	0..1	attr	This attribute carries the homologation information that may be specific for a given country.
uncompressed SoftwareCluster Size	PositiveInteger	1	attr	This attribute gives an indication about the storage that has to be available on the target.

Table 12.14: SoftwarePackage

[constr_1690]{DRAFT} [SoftwareCluster](#) shall only be referenced by a single [SoftwarePackage](#). [Each [SoftwareCluster](#) shall only be referenced by a single [SoftwarePackage](#).]()

In other words, AUTOSAR factually assumes a 1:1 relation between [SoftwarePackage](#) and [SoftwareCluster](#). Such a relation would otherwise typically be modeled by means of an aggregation with the multiplicity 1.

However, a [SoftwareCluster](#) is derived from base class [PackageableElement](#) which is only aggregated by [ARPackage](#). Subclasses of [PackageableElement](#) - by convention - shall not be aggregated by any other meta-class.

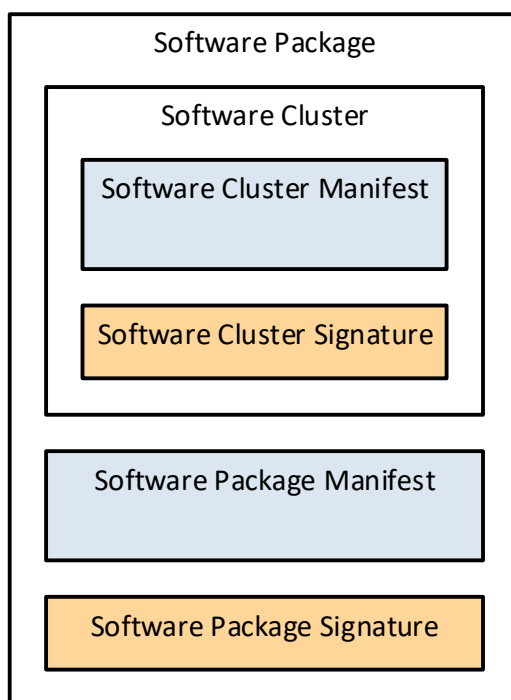


Figure 12.8: Conceptual relation of **SoftwarePackage** and **SoftwareCluster**

[TPS_MANI_01222]{DRAFT} **Cryptographic signature of **SoftwarePackage**** [A **SoftwarePackage** also needs to be signed cryptographically. For this purpose, meta-class **CryptoServiceCertificate** is referenced in the role **packagerSignature**.]([RS_MANI_00035](#))

[TPS_MANI_01223]{DRAFT} **Semantics of attribute **SoftwarePackage.packagerId**** [Attribute **SoftwarePackage.packagerId** contains the value of the AUTOSAR vendor Id of the organization that created software tool that created the **SoftwarePackage**.]([RS_MANI_00035](#))

For clarification, a UCM can only accept packages that are generated by a packaging tool developed by the same organization that also developed the UCM itself. The vendor of the **SoftwareCluster** contained in the **SoftwarePackage** can obviously be different.

[TPS_MANI_01224]{DRAFT} **Actions taken after installation of a **SoftwarePackage**** [After a **SoftwarePackage** has been installed on the target machine it is possible to execute one of the following actions:

- Reboot the target platform.
- Restart the installed **SoftwareCluster**.
- Do nothing.

These options are formalized by means of meta-class `SoftwarePackageActivationActionEnum` and attribute `SoftwarePackage.activationAction`.]
(RS_MANI_00035)

In contrast to the action taken **after** the installation, it is also important to be able to define the semantics of the actual installation procedure.

Enumeration	SoftwarePackageActivationActionEnum
Package	M2::AUTOSARTemplates::AdaptivePlatform::UploadableSoftwarePackage
Note	This enumeration provides a choice of possible actions to be executed on installing a Software Package to a target Machine. Tags: atp.Status=draft
Literal	Description
nothing	The installation has no further consequences in terms of other software on the target. Tags: atp.EnumerationValue=2
reboot	Reboot the whole Machine. Tags: atp.EnumerationValue=0
restartApplication	Restart the application software on the target Machine. Tags: atp.EnumerationValue=1

Table 12.15: SoftwarePackageActivationActionEnum

[TPS_MANI_01225]{DRAFT} **Actions taken during installation of a SoftwarePackage** [It is necessary to define the concrete activity that shall be taken to handle the `SoftwarePackage` on the target machine. Possible actions are:

- Do a clean installation of a `SoftwareCluster`.
- Update a previously installed `SoftwareCluster`.
- Remove a `SoftwareCluster`

These options are formalized by means of meta-class `SoftwarePackageActionTypeEnum` and attribute `SoftwarePackage.actionType`.](RS_MANI_00035)

Enumeration	SoftwarePackageActionTypeEnum
Package	M2::AUTOSARTemplates::AdaptivePlatform::UploadableSoftwarePackage
Note	Tags: atp.Status=draft
Literal	Description
install	Tags: atp.EnumerationValue=1
remove	Tags: atp.EnumerationValue=2
update	Tags: atp.EnumerationValue=0

Table 12.16: SoftwarePackageActionTypeEnum

A Examples

This chapter contains a collection of examples that reflect concepts described in different chapters of this document. The content of the chapter provides mere explanation and does not add anything to the model semantics.

A.1 Service Instance Deployment by Service Interface Mapping

The example in Figure A.2 sketches the modeling of a `ProvidedSomeipServiceInstance` in the presence of a `ServiceInterfaceMapping`, that references two `ServiceInterfaces` in the role `sourceServiceInterface`.

For support, Figure A.1 contains an excerpt from the meta-model that contains the relevant meta-classes that have been instantiated to create the example sketched in Figure A.2.

Note further that the example depicted in Figure A.2 is not limited to the explanation of the actual `ServiceInterfaceMapping`.

As the main use case for this is the usage of `ServiceInterfaces` for the definition of an “outside” communication binding the example also contains the modeling of such a binding, in this case to SOME/IP.

Please note that the modeling of the binding requires the existence of a `PortPrototype`, which in turn is aggregated by an `SwComponentType` (not depicted).

This approach still contains some degrees of freedom with respect to the role of the `SwComponentType` that aggregates the mentioned `PortPrototype`. This document does not go further in discussing the nature of such a configuration.

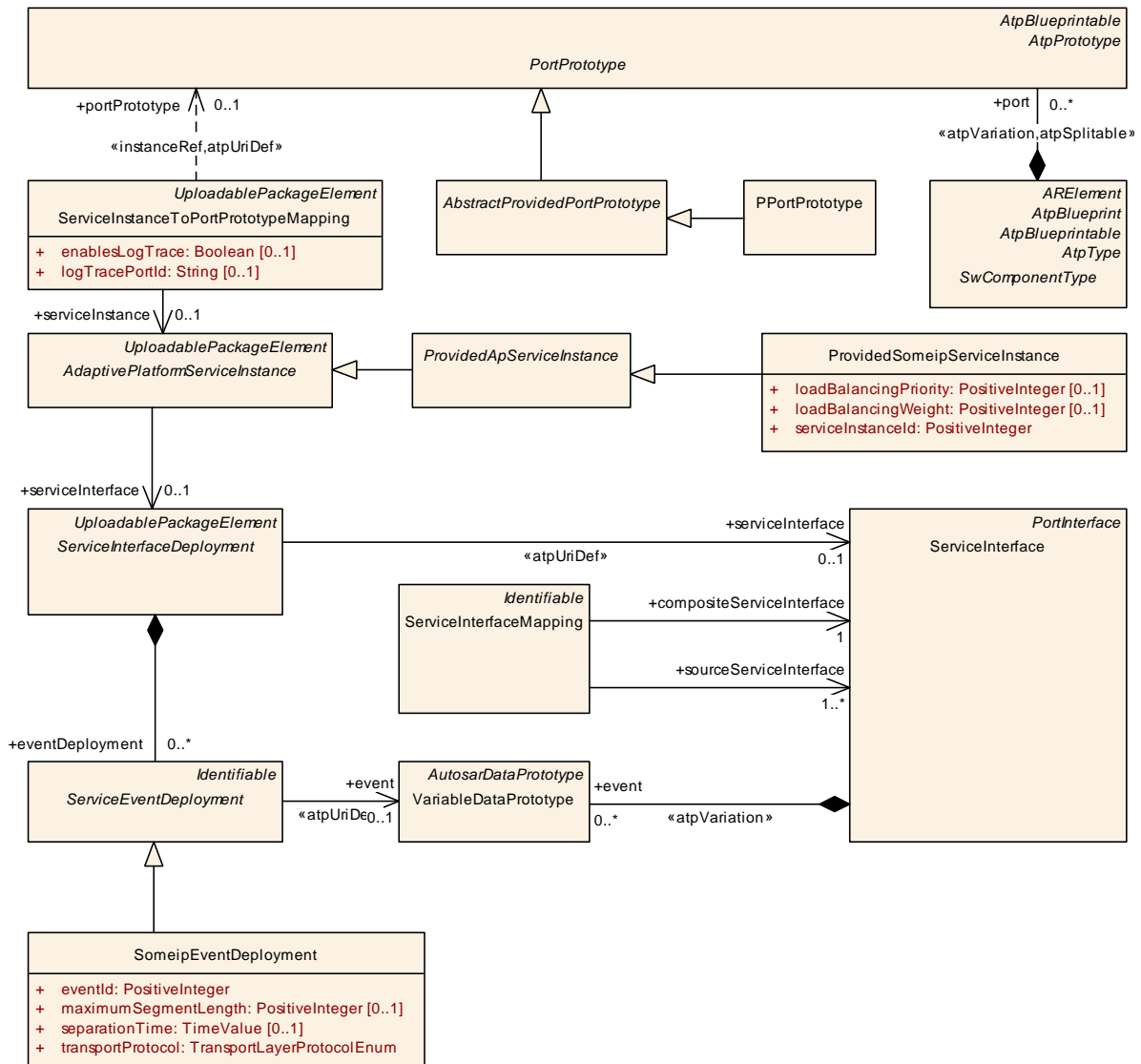


Figure A.1: Meta-model excerpt relevant for the example

For reasons of keeping the example as simple as possible, each of the `ServiceInterfaces` in the role `sourceServiceInterface` aggregate a single `event`.

The `ServiceInterface` referenced in the role `compositeServiceInterface` aggregates two `event` with `shortNames` that match the mentioned `event` of the source `ServiceInterfaces` (see [TPS_MANI_01022]).

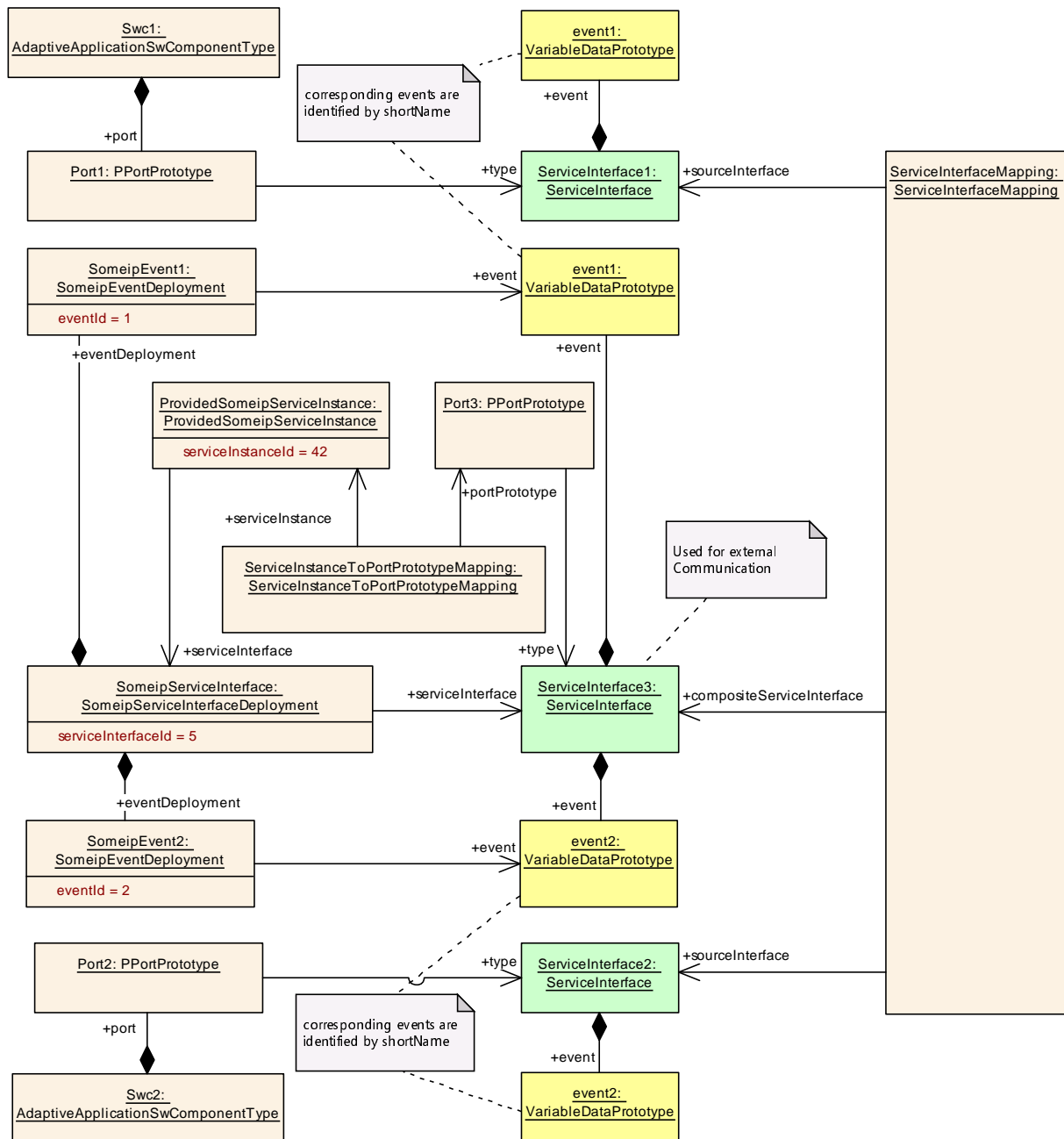


Figure A.2: Example for the deployments of a service in the presence of a `ServiceInterfaceMapping`

A.2 Service Instance Deployment by Service Interface Element Mapping

The example in Figure A.4 sketches the modeling of a `ProvidedSomeipServiceInstance` in the presence of a `ServiceInterfaceEventMappings`. In principle, this example is very close to the example described in Figure A.2.

In contrast to the example sketched in Figure A.2, the example depicted in Figure A.4 uses a mapping to individual elements of a `ServiceInterface` instead of the entire `ServiceInterface`.

Please find the corresponding excerpt of relevant meta-classes for the utilization of `ServiceInterfaceEventMapping` sketched in Figure A.3.

Note further that the example depicted in Figure A.3 is not limited to the explanation of the actual `ServiceInterfaceElementMapping`.

As the main use case for this is the usage of `ServiceInterfaces` for the definition of an “outside” communication binding the example also contains the modeling of such a binding, in this case to SOME/IP.

Please note that the modeling of the binding requires the existence of a `PortPrototype`, which in turn is aggregated by an `SwComponentType` (not depicted).

This approach still contains some degrees of freedom with respect to the role of the `SwComponentType` that aggregates the mentioned `PortPrototype`. This document does not go further in discussing the nature of such a configuration.

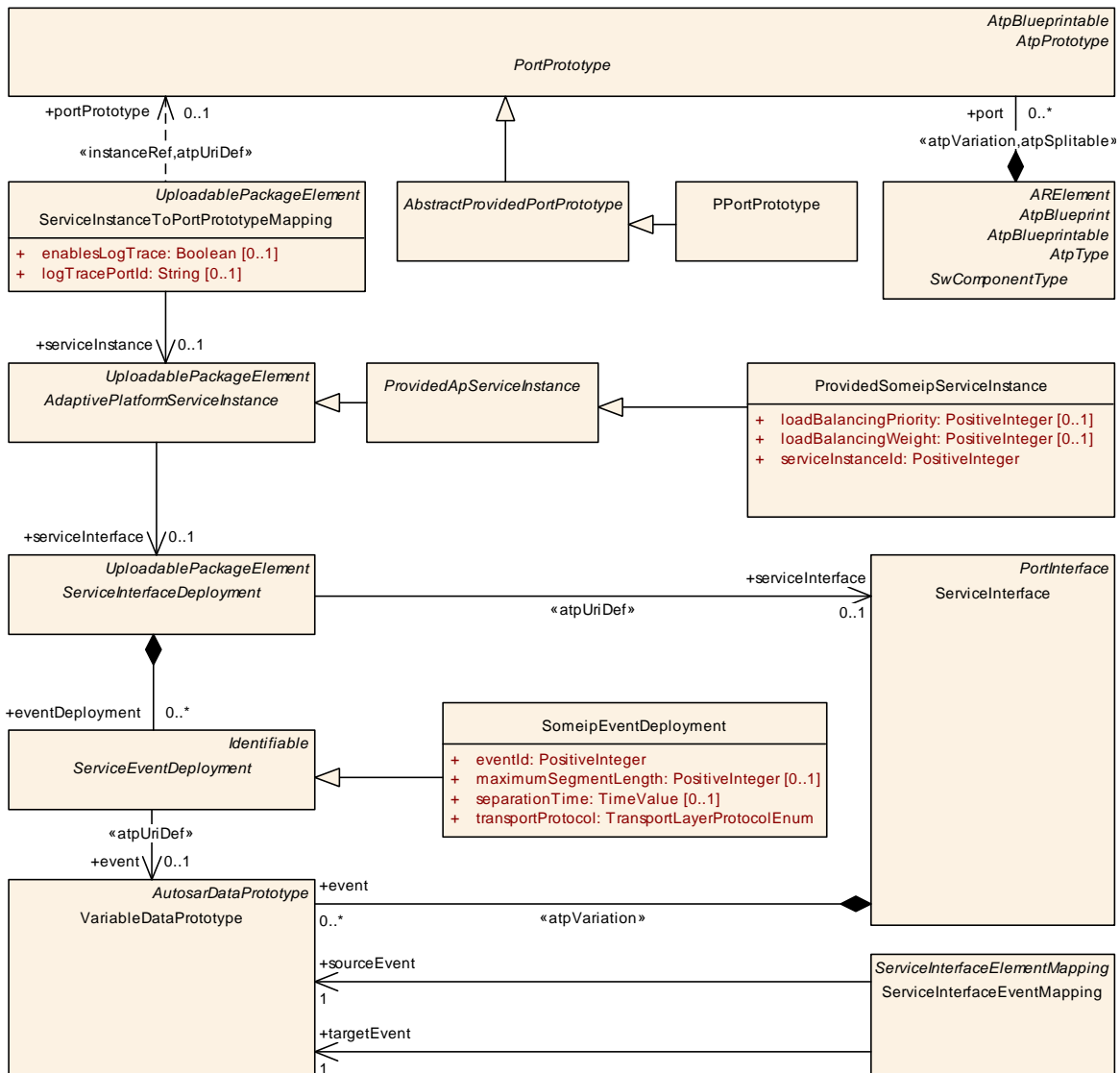


Figure A.3: Excerpt of the relevant meta-classes for the [ServiceInterfaceEventMapping](#) example

By mapping individual elements of [ServiceInterfaces](#), it is possible to map element with different [shortNames](#) to each other. In this example, the [event](#) with the [shortName](#) `event1` is mapped to another [event](#) with the [shortName](#) `eventLeft`.

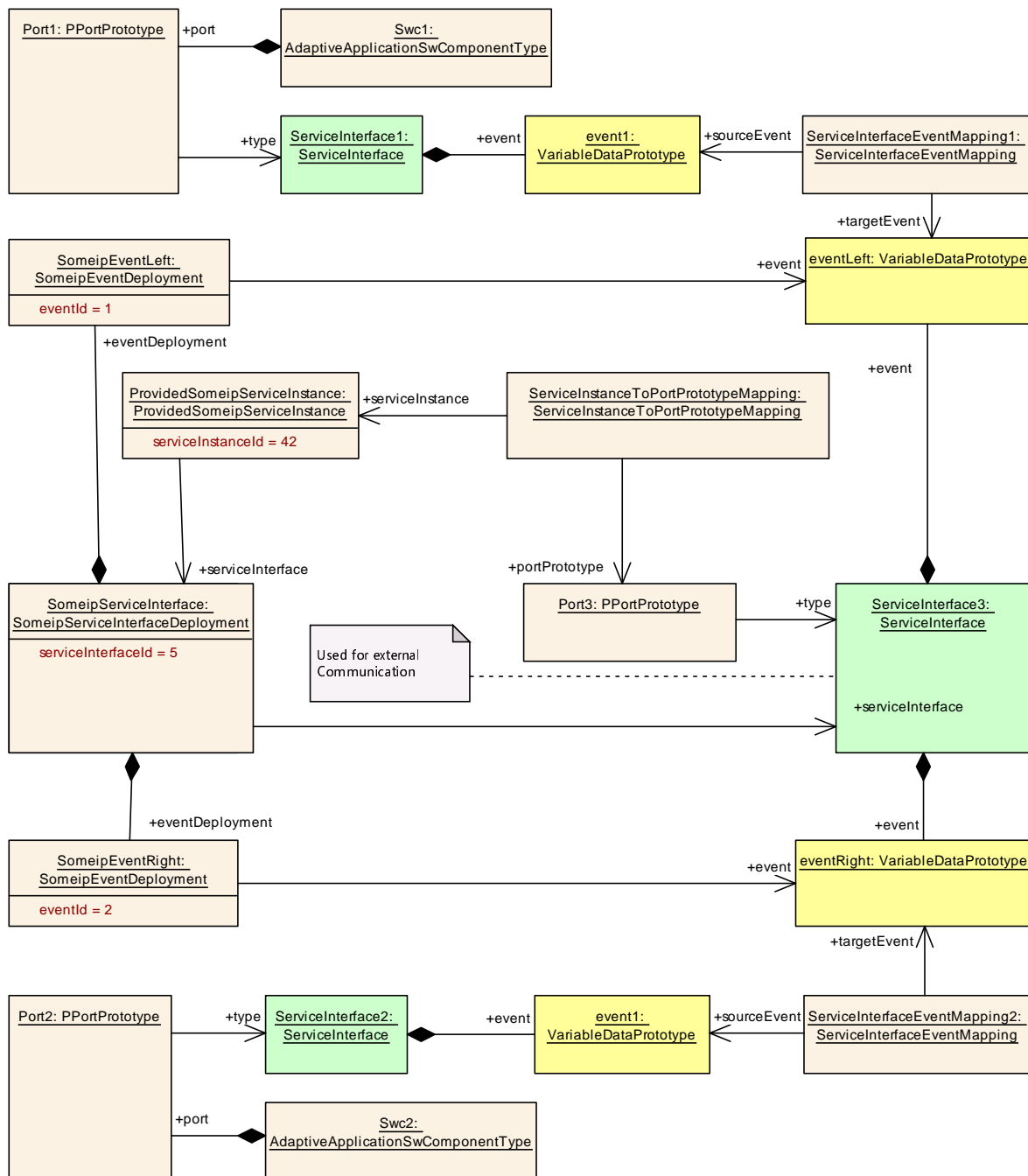


Figure A.4: Example for the deployment of a service in the presence of a [ServiceInterfaceEventMapping](#)

In Figure A.4, two different [ServiceInterfaces](#) exist that each aggregate an [event](#) with the identical [shortName](#). This scenario **requires** the existence of [ServiceInterfaceElementMappings](#).

As an extension to the scenario depicted in Figure A.4, Figure A.5 describes a model where the **same** [event](#) of a [ServiceInterface](#) is used in two different event deployments by means of two [ServiceInterfaceEventMappings](#) that each refer to said [event](#) in the role [ServiceInterfaceEventMapping.sourceEvent](#).

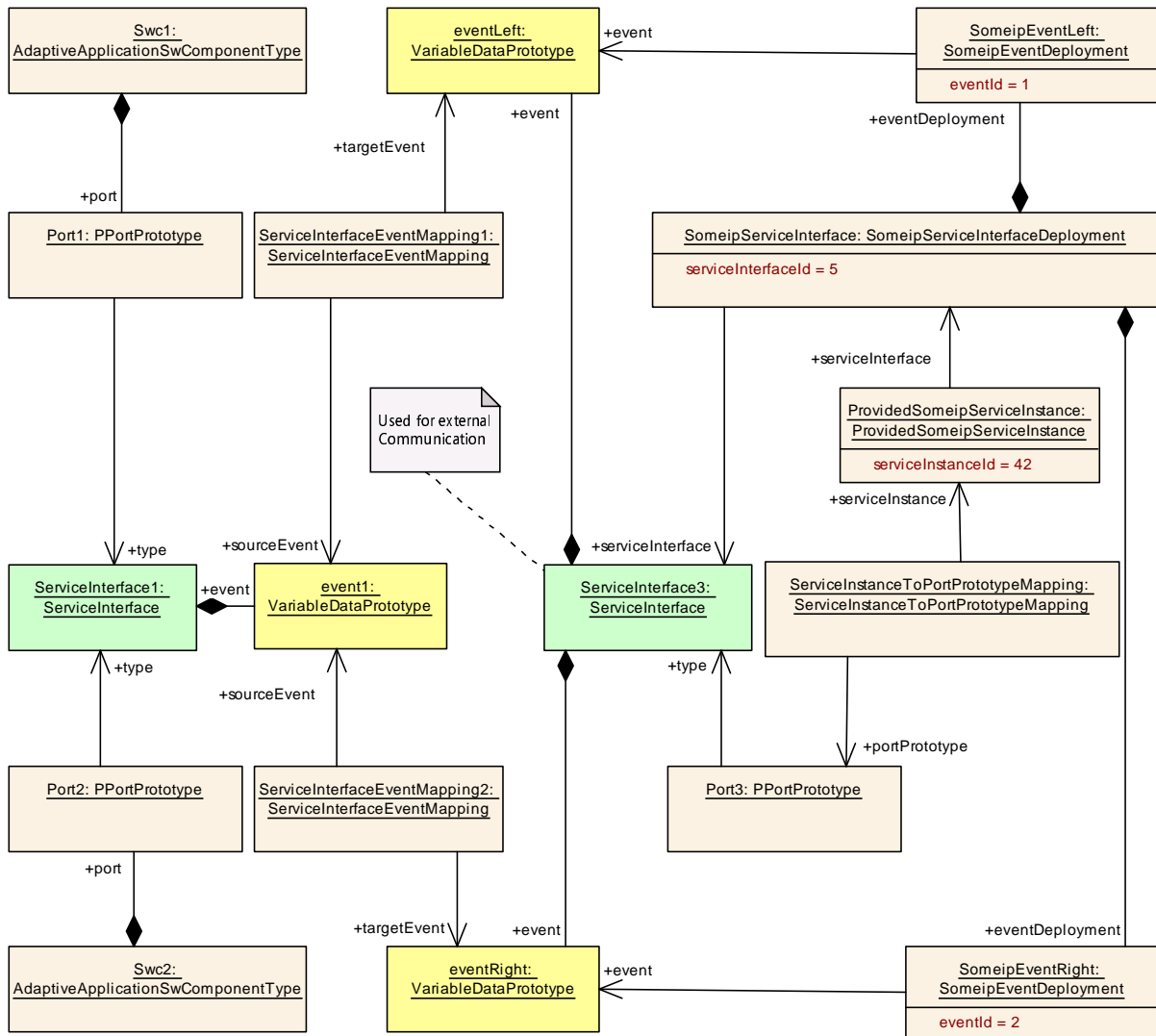


Figure A.5: Example for the deployment of a service in the presence of a *ServiceInterfaceEventMapping* to the same source *ServiceInterface*

Again, this scenario **requires** the existence of appropriately configured *ServiceInterfaceElementMappings*.

A.3 Definition of Startup Configuration

As already mentioned, the mode-dependent startup configuration is directly aggregated by the definition of a *Process*:

```

<PROCESS>
  <SHORT-NAME>AA1</SHORT-NAME>
  <STATE-DEPENDENT-STARTUP-CONFIGS>
    <STATE-DEPENDENT-STARTUP-CONFIG>
      <EXECUTION-DEPENDENCY>
        <EXECUTION-DEPENDENCY>
          <PROCESS-STATE-IREF>

```

```

        <CONTEXT-MODE-DECLARATION-GROUP-PROTOTYPE-REF DEST="MODE-
DECLARATION-GROUP-PROTOTYPE"/>/Processes/MWC/ProcessStateMachine</CONTEXT
-MODE-DECLARATION-GROUP-PROTOTYPE-REF>
        <TARGET-MODE-DECLARATION-REF DEST="MODE-DECLARATION"/>/
ModeDeclarationGroups/ProcessStateMachine/Running</TARGET-MODE-
DECLARATION-REF>
        </PROCESS-STATE-IREF>
        </EXECUTION-DEPENDENCY>
        <EXECUTION-DEPENDENCY>
        <PROCESS-STATE-IREF>
        <CONTEXT-MODE-DECLARATION-GROUP-PROTOTYPE-REF DEST="MODE-
DECLARATION-GROUP-PROTOTYPE"/>/Processes/MSM/ProcessStateMachine</CONTEXT
-MODE-DECLARATION-GROUP-PROTOTYPE-REF>
        <TARGET-MODE-DECLARATION-REF DEST="MODE-DECLARATION"/>/
ModeDeclarationGroups/ProcessStateMachine/Running</TARGET-MODE-
DECLARATION-REF>
        </PROCESS-STATE-IREF>
        </EXECUTION-DEPENDENCY>
        </EXECUTION-DEPENDENCY>
        <FUNCTION-GROUP-STATE-IREFS>
        <FUNCTION-GROUP-STATE-IREF>
        <CONTEXT-MODE-DECLARATION-GROUP-PROTOTYPE-REF DEST="MODE-
DECLARATION-GROUP-PROTOTYPE"/>/Machines/ExampleMachine/
ExampleMachine_StateMachine</CONTEXT-MODE-DECLARATION-GROUP-PROTOTYPE-
REF>
        <TARGET-MODE-DECLARATION-REF DEST="MODE-DECLARATION"/>/
ModeDeclarationGroups/VehicleStateMachine/Driving</TARGET-MODE-
DECLARATION-REF>
        </FUNCTION-GROUP-STATE-IREF>
        </FUNCTION-GROUP-STATE-IREFS>
        <RESOURCE-GROUP-REF DEST="RESOURCE-GROUP"/>/Machines/ExampleMachine/
Linux/resourceGroup2</RESOURCE-GROUP-REF>
        <STARTUP-CONFIG-REF DEST="STARTUP-CONFIG"/>/StartupConfigSets/
StartupConfigSet_AA/AA1_Startup</STARTUP-CONFIG-REF>
        </STATE-DEPENDENT-STARTUP-CONFIG>
        </STATE-DEPENDENT-STARTUP-CONFIGS>
    </PROCESS>

```

Listing A.1: Example for the definition of the `StateDependentStartupConfig` owned by a `Process`

In this example, launch dependencies exist on two other `Processes`. Both `Processes` MWC and MSM need to be in the ProcessState “Running” before AA1 is started.

The reference `StateDependentStartupConfig.functionGroupState` refers to a `ModeDeclaration` with the `shortName` `Driving` within the state machine of the underlying `Machine`. In other words the referenced `StartupConfig` that is defined in Listing A.2 is valid if the `Machine` is in the machine state `Driving`.

The `StateDependentStartupConfig` of the `Process` is assigned to the `ResourceGroup` named `ResourceGroup2` that is defined in the Machine Manifest.

```

<STARTUP-CONFIG>
    <SHORT-NAME>AA1_Startup</SHORT-NAME>
    <SCHEDULING-POLICY>SCHEDULING-POLICY-FIFO</SCHEDULING-POLICY>
    <SCHEDULING-PRIORITY>20</SCHEDULING-PRIORITY>

```

```

<STARTUP-OPTIONS>
  <STARTUP-OPTION>
    <OPTION-ARGUMENT>inputfile_1</OPTION-ARGUMENT>
    <OPTION-KIND>COMMAND-LINE-LONG-FORM</OPTION-KIND>
    <OPTION-NAME>filename</OPTION-NAME>
  </STARTUP-OPTION>
</STARTUP-OPTIONS>
</STARTUP-CONFIG>
    
```

Listing A.2: Example for a [StartupConfig](#)

Please note that the definition of the [StartupOption](#) in the example yields an actual command-line option that reads `--filename=inputfile_1`.

The corresponding definition of a [Machine](#) contains a [OsModuleInstantiation](#) that in turn owns the two [ResourceGroups](#) named `ResourceGroup1` and `ResourceGroup2`. This aspect can be found in Listing A.3.

```

<MACHINE>
  <SHORT-NAME>ExampleMachine</SHORT-NAME>
  <FUNCTION-GROUPS>
    <MODE-DECLARATION-GROUP-PROTOTYPE>
      <SHORT-NAME>ExampleMachine_StateMachine</SHORT-NAME>
      <TYPE-TREF DEST="MODE-DECLARATION-GROUP">/ModeDeclarationGroups/
      VehicleStateMachine</TYPE-TREF>
    </MODE-DECLARATION-GROUP-PROTOTYPE>
  </FUNCTION-GROUPS>
  <MODULE-INSTANTIATIONS>
    <OS-MODULE-INSTANTIATION>
      <SHORT-NAME>Linux</SHORT-NAME>
      <RESOURCE-GROUPS>
        <RESOURCE-GROUP>
          <SHORT-NAME>resourceGroup1</SHORT-NAME>
          <CPU-USAGE>60</CPU-USAGE>
          <MEM-USAGE>1000000</MEM-USAGE>
        </RESOURCE-GROUP>
        <RESOURCE-GROUP>
          <SHORT-NAME>resourceGroup2</SHORT-NAME>
          <CPU-USAGE>70</CPU-USAGE>
          <MEM-USAGE>2000000</MEM-USAGE>
        </RESOURCE-GROUP>
      </RESOURCE-GROUPS>
    </OS-MODULE-INSTANTIATION>
  </MODULE-INSTANTIATIONS>
</MACHINE>
    
```

Listing A.3: Example for the definition of a [Machine](#)

A.4 Service Instance Mapping

This section contains some examples that explain the modeling of a mapping between a service instance and the application. The examples have been created to show both the “find” and the “offer” side of the service binding.

In the first example, depicted in Figure A.6 shows the binding of *PortPrototypes* to a SOME/IP-based transport layer. The left part of the diagram contains the modeling of the “find” aspect and the right part contains the modeling of the “offer” aspect.

Please note that the *shortNames* of the two affected *PortPrototypes* are different. In other words, the *shortNames* of the *PortPrototypes* are not used as a way to identify the opposite end of the service binding.

Instead, the existence of a *ServiceInstanceToPortPrototypeMapping* that maps a *PortPrototype* to a *ProvidedSomeipServiceInstance* or *RequiredSomeipServiceInstance* with the **identical value** of attribute *serviceInstanceId* creates the actual binding between the “find” and the “offer” end.

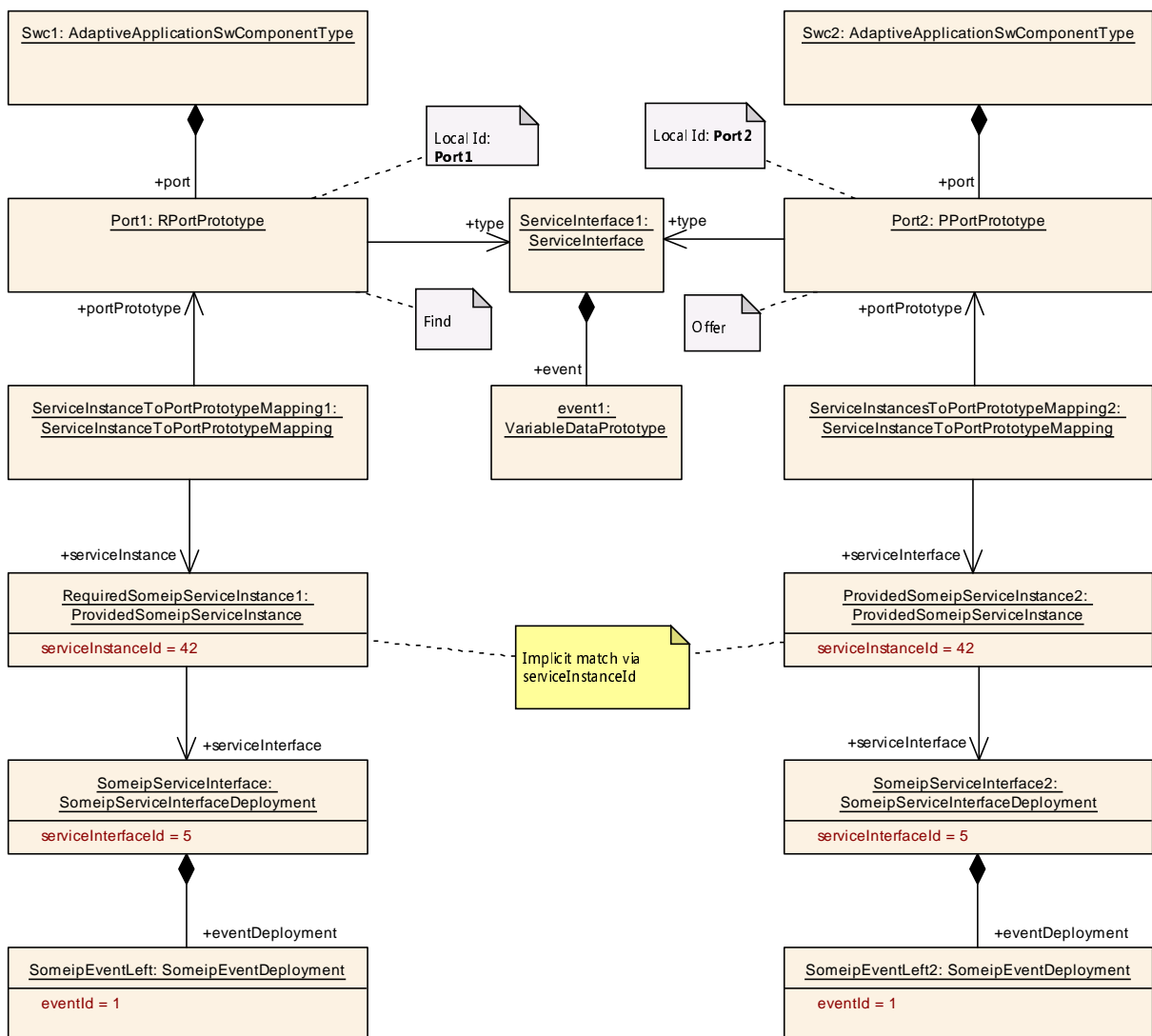


Figure A.6: Port-based binding of a service instance to the application using SOME/IP

The next example (depicted in Figure A.7) shows a binding of *PortPrototypes* to a user-defined transport layer. The left part of the diagram contains the modeling of the “find” aspect and the right part contains the modeling of the “offer” aspect.

Because the binding is user-defined, there are no attributes modeled on the level of the meta-model available to identify an instance according to the user-defined service implementation. There is just no way to define attributes that are “needed anyway” for a user-defined binding.

Therefore, the only option in this case is the usage of [AdminData](#), [Sdg](#), and [Sd](#) to define an identification of the user-defined transport layer.

In order to support the comparison to the example depicted in Figure A.6, the example described in Figure A.7 uses a simple identification based on a numerical value. Again, this is an arbitrary scenario created just for the sake of explanation.

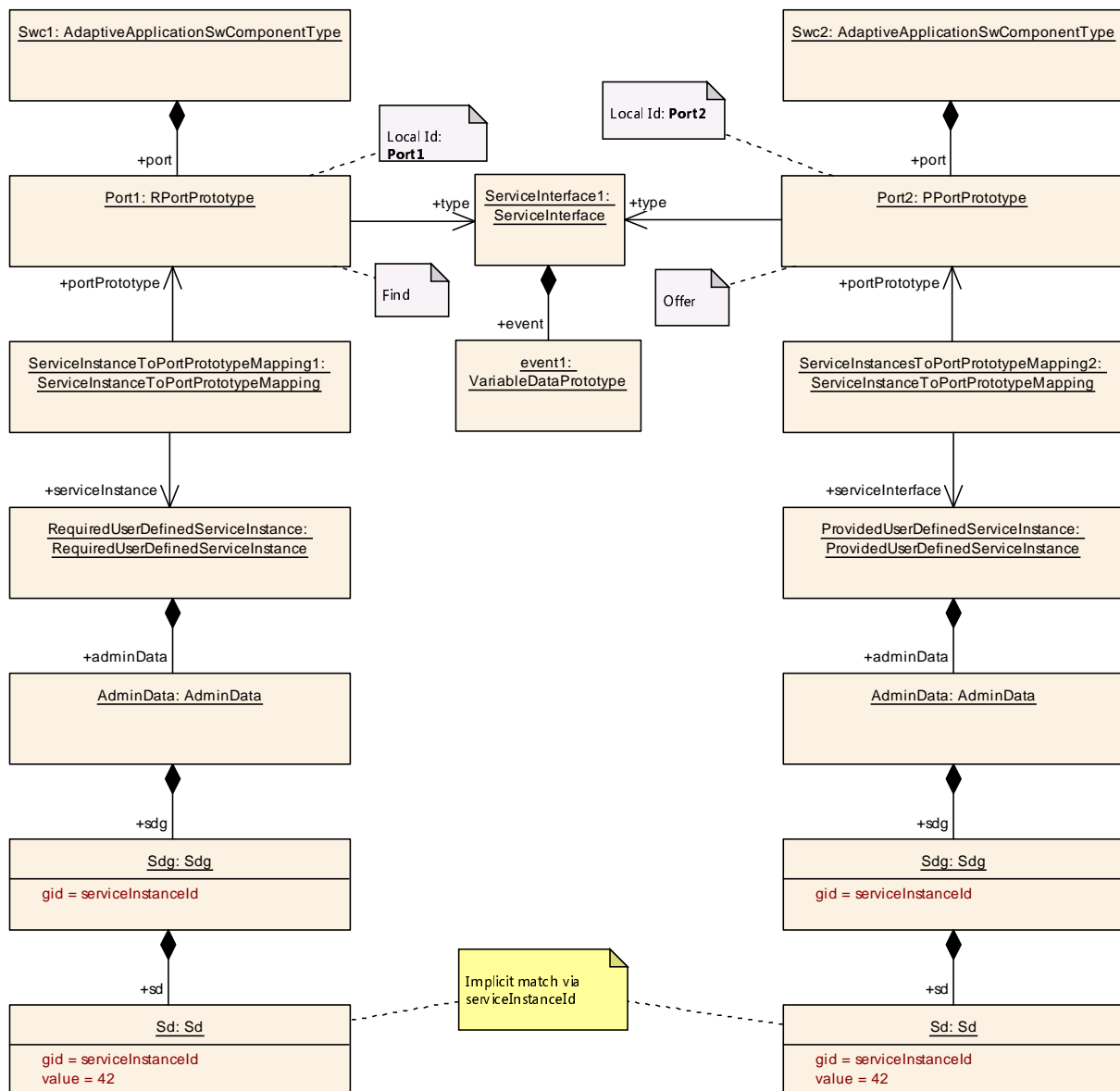


Figure A.7: Port-based binding of a service instance to the application using a user-defined binding

A.5 Radar and Camera ServiceInterface example

The example in figure A.8 shows a *Radar ServiceInterface* with a *BrakeEvent* and two *methods*: *Calibrate* and *Adjust*. The *Camera ServiceInterface* shown in figure A.9 has two events: *LaneEvent* and *SpeedLimitEvent* and one *Calibrate* *method*.

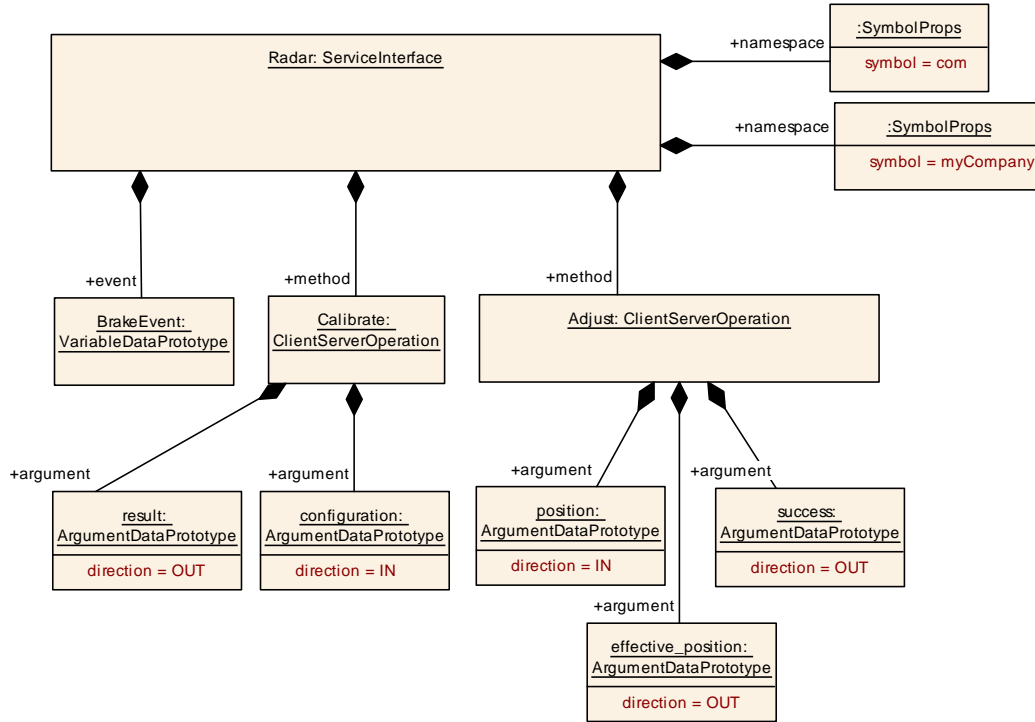


Figure A.8: Radar Service Interface

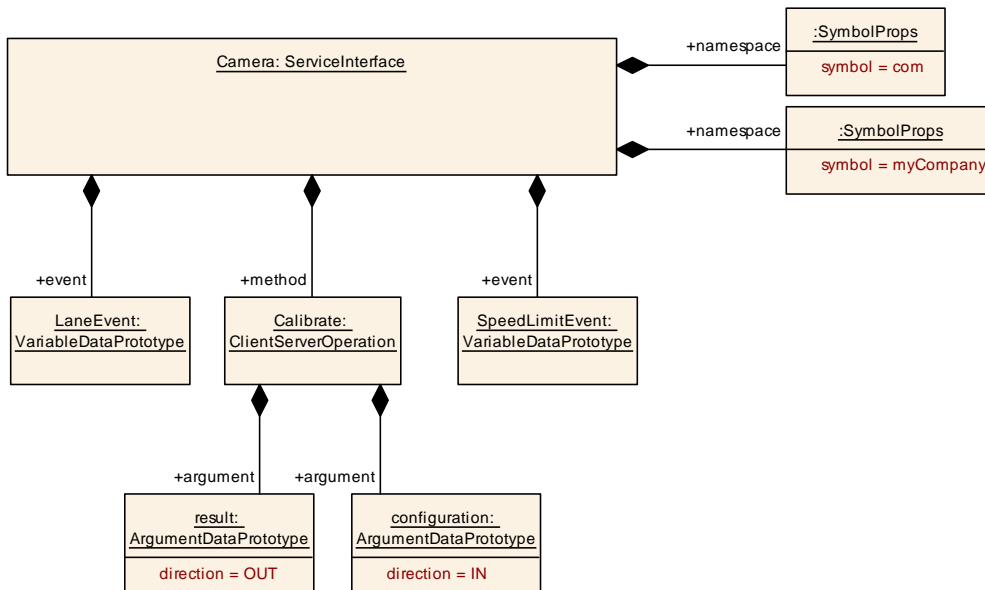


Figure A.9: Camera Service Interface

Both *ServiceInterfaces* *Radar* and *Camera* are mapped to a combined *RadarAndCamera ServiceInterface* with an *Service Interface Element Mapping* since both *ServiceInterfaces* have a *method* with the same name: *Calibrate*.

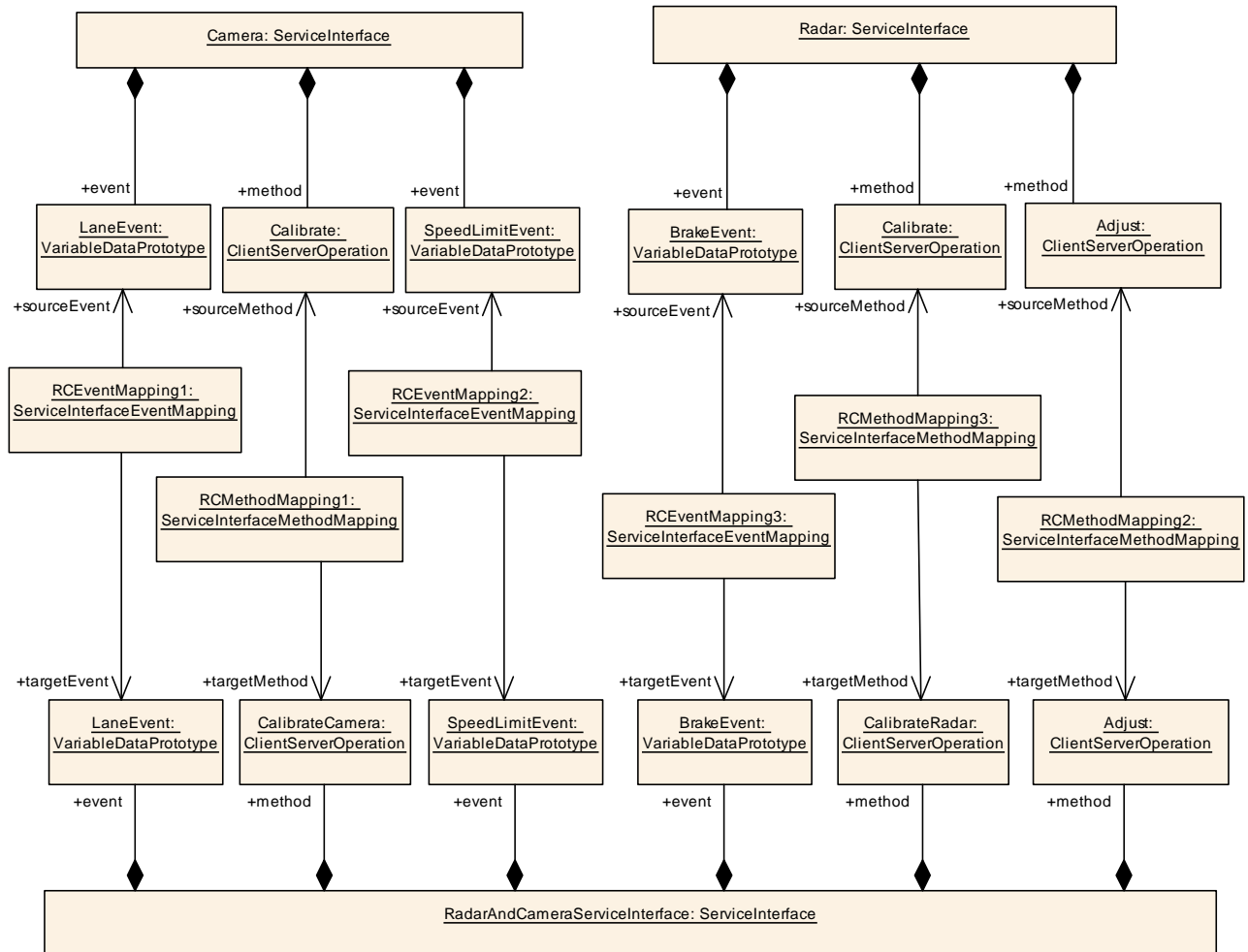


Figure A.10: Service Interface Element Mapping example

The combined *ServiceInterface* is offered over the network as a *SOME/IP Service*. Figure A.11 shows the assignment of the *SOME/IP serviceInterfaceId* to 31.

In addition *SOME/IP eventId*s are assigned to the *events* and *methodIds* are assigned to the *methods*. Furthermore a single *SomeipEventGroup* is defined to which all *SomeipEventDeployments* of the *RadarAndCamera ServiceInterface* are assigned.

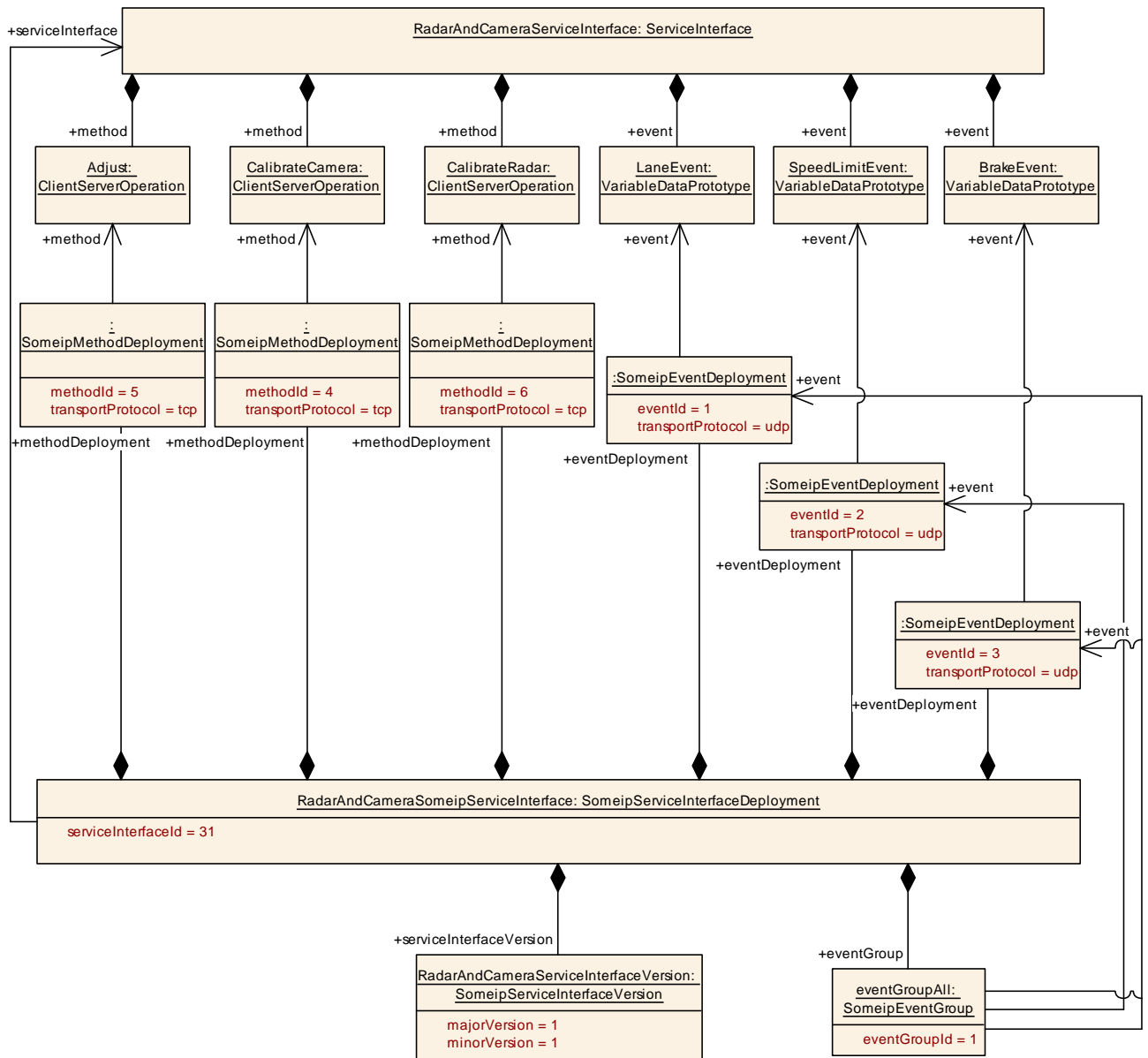


Figure A.11: SOME/IP Deployment

Figure A.12 shows a modeled **ProvidedSomeipServiceInstance** that is mapped to a **Machine**.

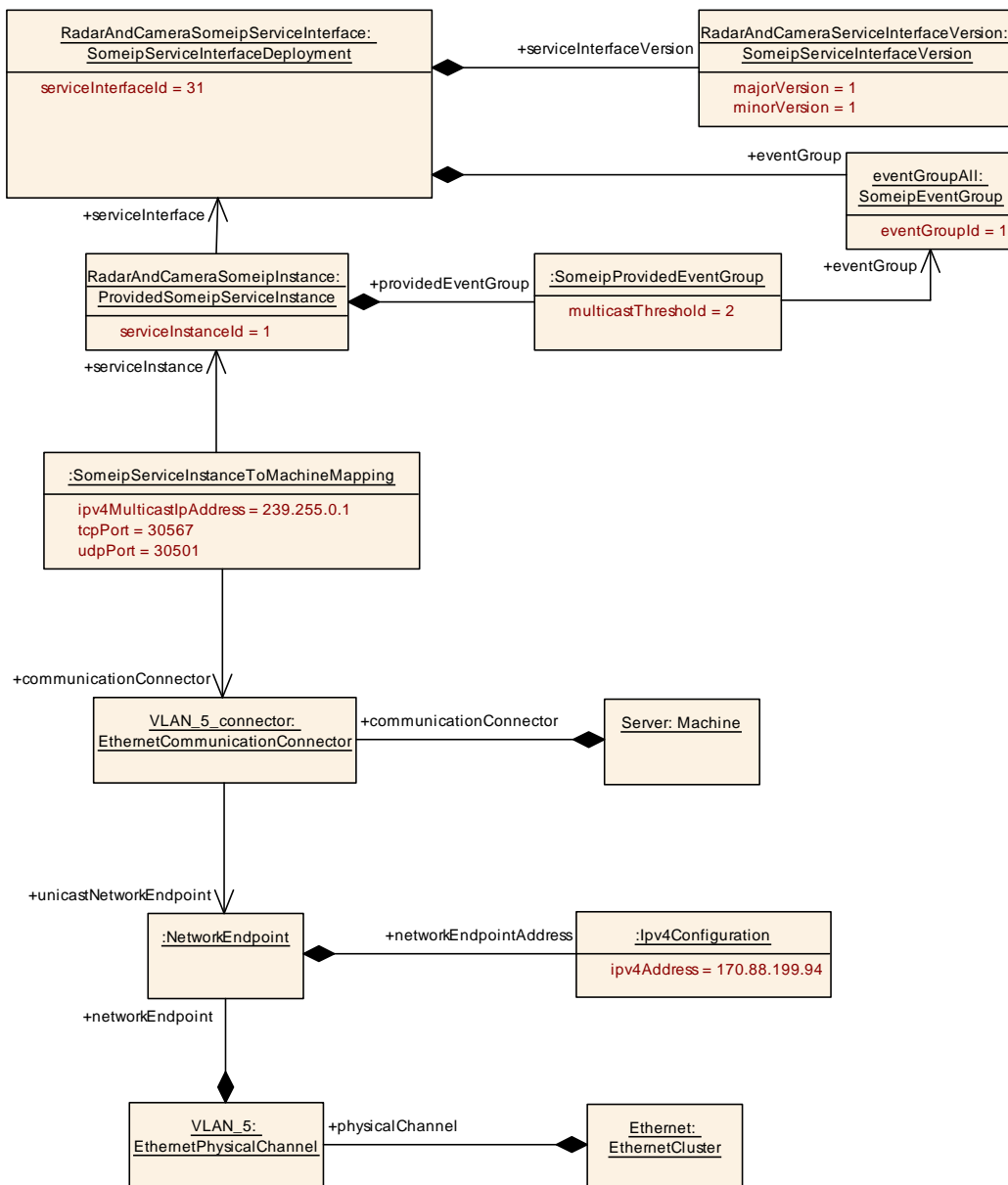


Figure A.12: SOME/IP Provided Service Instance

The displayed configuration in figure A.12 leads to a SOME/IP OfferService Message with the following content:

- ServiceId => `serviceInterfaceId = 31`
- InstanceId => `serviceInstanceId = 1`
- MajorVersion => 1
- MinorVersion => 1
- TTL => 3
- IPv4 Endpoint Option with IPv4 Address (170.88.199.94), Protocol (TCP), Port-Number (30567)

- IPv4 Endpoint Option with IPv4 Address (170.88.199.94), Protocol (UDP), Port-Number (30501)
- IP Multicast Endpoint Option with IPv4 Address (239.255.0.1), Protocol (UDP), PortNumber (30502)

An example of a [RequiredSomeipServiceInstance](#) is shown in Figure [A.13](#).

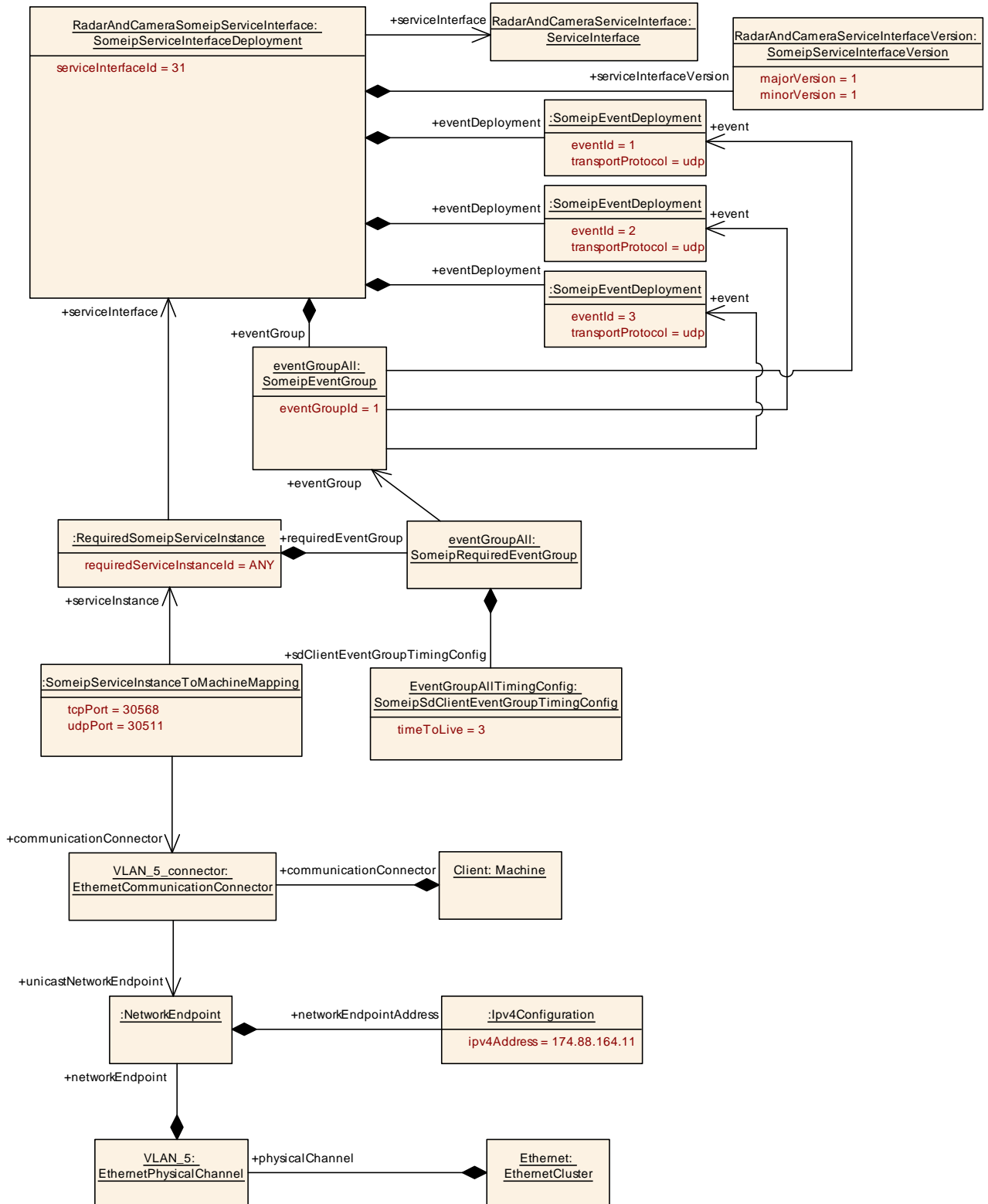


Figure A.13: SOME/IP Required Service Instance

The displayed configuration in figure A.13 leads to a SOME/IP Find Service Message with the following content:

- ServiceId => `serviceInterfaceId = 31`

- InstanceId => `RequiredSomeipServiceInstance.requiredServiceInstanceId = ANY`
- MajorVersion => `majorVersion = 1`
- MinorVersion => `minorVersion = 1`
- TTL => `RequiredSomeipServiceInstance.sdClientConfig.serviceFindTimeToLive = 3`

The displayed configuration in figure A.12 also leads to a SOME/IP SubscribeEvent-Group Message content that is sent from the Service Requester to the Service Provider:

- ServiceId => taken from the OfferMessage
- InstanceId => taken from the OfferMessage
- MajorVersion => taken from the OfferMessage
- MinorVersion => taken from the OfferMessage
- Eventgroup ID => `RequiredSomeipServiceInstance.requiredEventGroup.eventGroup.eventGroupId = 1`
- TTL => `RequiredSomeipServiceInstance.requiredEventGroup.sdClientEventGroupTimingConfig.timeToLive = 3`
- IPv4 Endpoint Option with IPv4 Address (170.88.164.11), Protocol (UDP), Port-Number (30511)

A.6 Definition of Persistent Data

This chapter contains examples for the modeling of persistent data and file storage starting from the design aspect down to the definition of the persistent storage and the mapping between design and deployment.

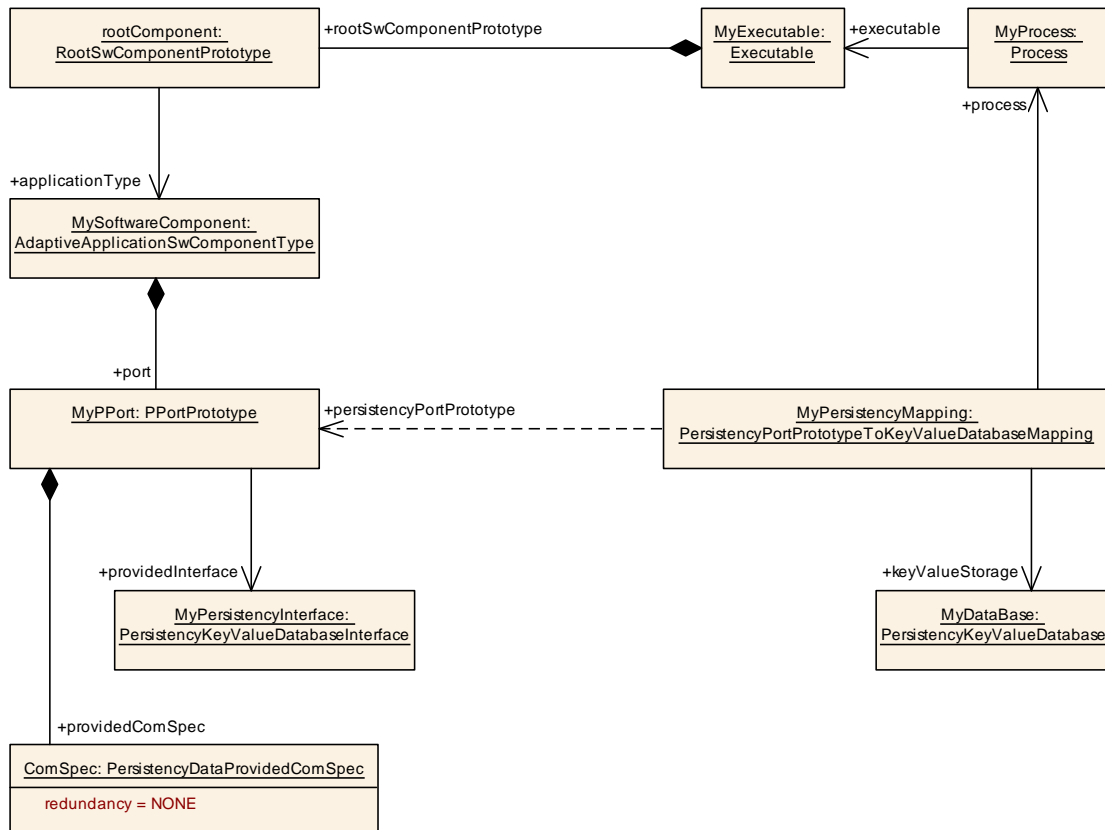


Figure A.14: Simple example modeling of persistent data (design + deployment)

The setup presented in Figure A.14 represents a case with reduced modeling of persistent data.

It is possible to extend the modeling to a deeper level of detail and also formally describe the individual data that is subject to persistency on both design and deployment level, see Figure A.15.

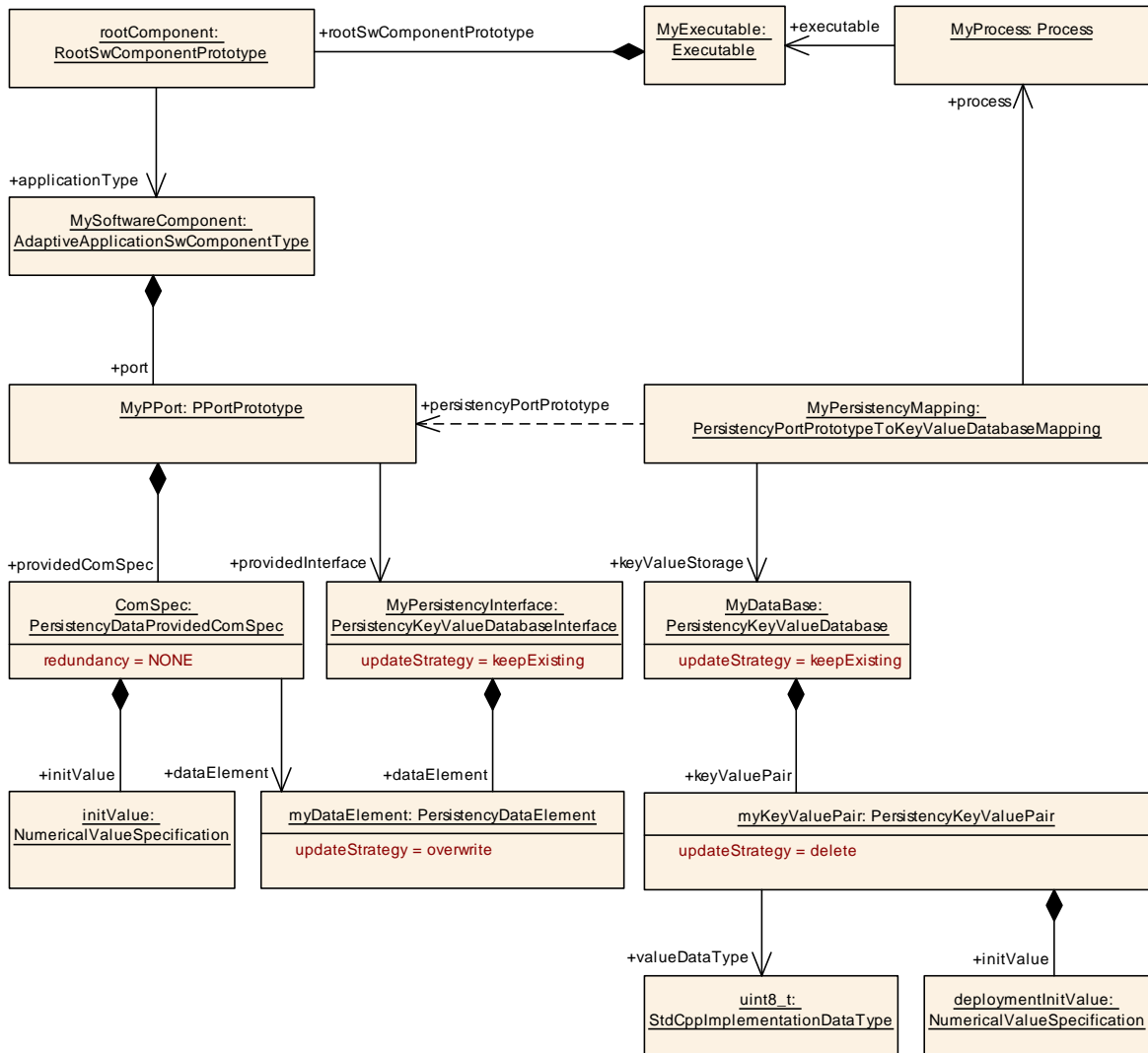


Figure A.15: Advanced example modeling of persistent data (design + deployment)

A.7 Definition of Persistent File

The setup presented in Figure A.16 represents a case with reduced modeling of persistent files.

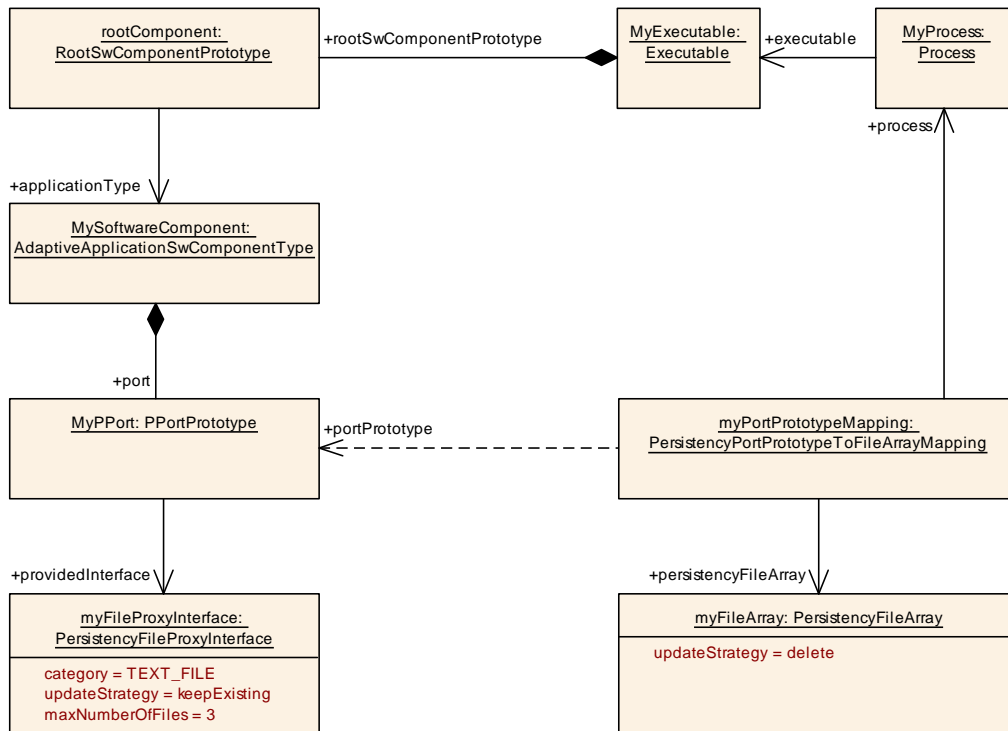


Figure A.16: Simple example modeling of persistent file (design + deployment)

It is possible to extend the modeling to a deeper level of detail and also formally describe the individual file that is subject to persistency on both design and deployment level, see Figure A.17.

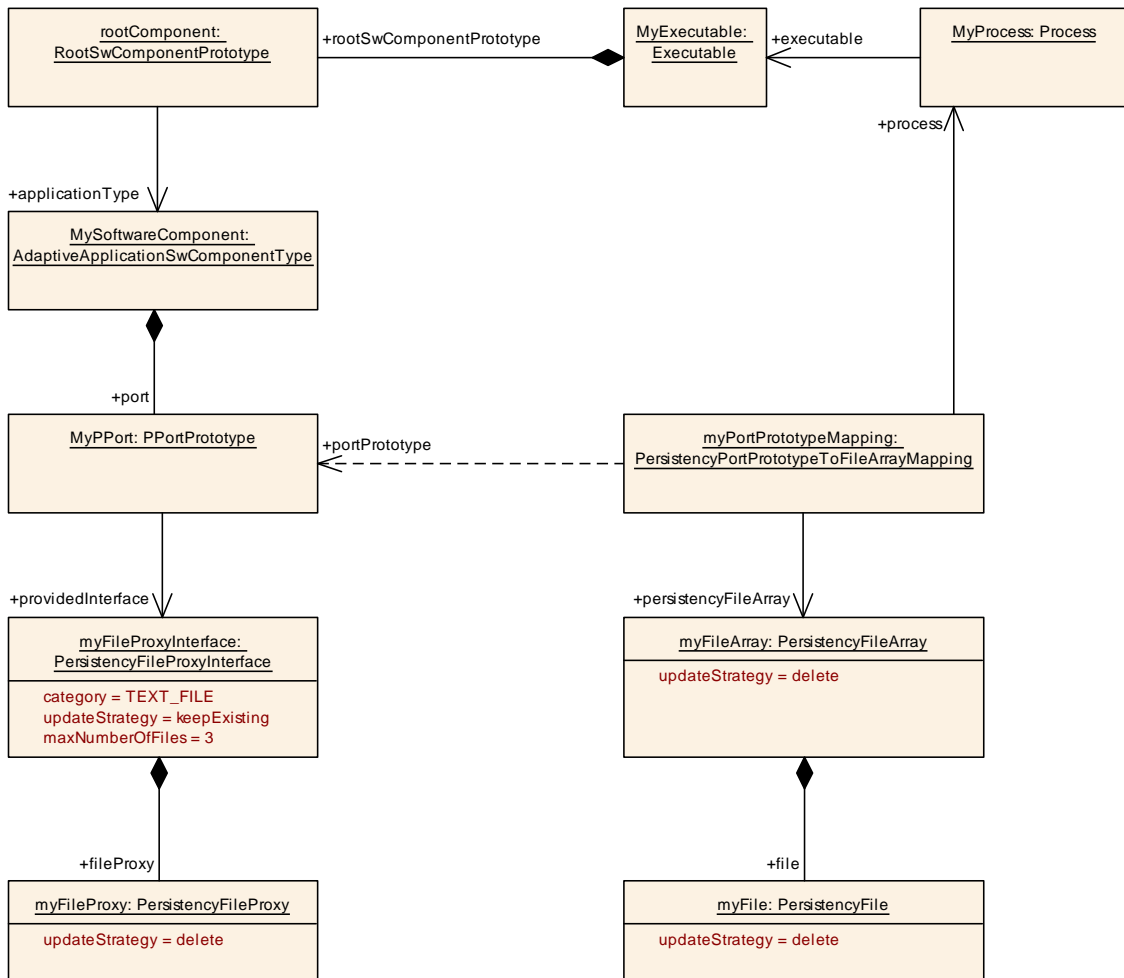


Figure A.17: Advanced example modeling of persistent file (design + deployment)

A.8 Definition of Phm interaction

This chapter contains examples for the modeling of platform health management. The example is structured into Application design and platform health management configuration.

A.8.1 Phm Application Design example

The simple example provided in figure A.18 shows the definition of a `PhmHealthChannelInterface` and a `PhmSupervisedEntityInterface`. This example will also be used in the subsequent section to define the platform health management configuration.

The `PhmHealthChannelInterface` `HealthChannel_A` defines two status attributes:

- *Good*

- *Bad*

The `PhmSupervisedEntityInterface` *SupervisedEntity_B* defines two checkpoints:

- *CP1*
- *CP2*

The `AdaptiveApplicationSwComponentType` *AdaptiveApplication* defines two `RPortPrototypes`

- *Hc_A* typed by *HealthChannel_A*
- *Se_B* typed by *SupervisedEntity_B*

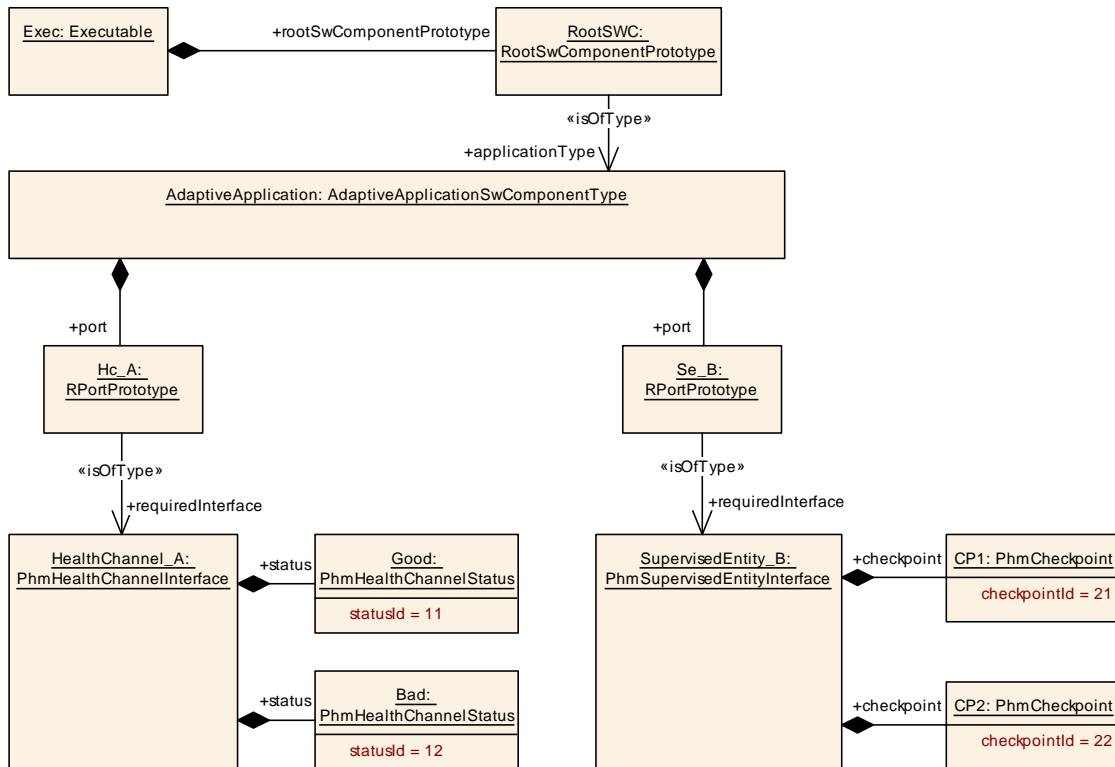


Figure A.18: Example modeling of Health Channel and Supervised Entity

A.8.2 Phm configuration example

When defining the configuration contribution for Phm it is required to first create representatives of the application design model artifacts (health channel status and supervised entity checkpoints) in the Phm configuration context. This is shown in figure A.19.

In this example the *PHM PlatformHealthManagementContribution* defines placeholder elements which refer to the respective application design model artifacts:

Example health channel:

- *Hc_Status_Good* refers to the *Good* status of *HealthChannel_A*
- *Hc_Status_Bad* refers to the *Bad* status of *HealthChannel_A*

Example supervision checkpoint:

- *Se_B_Cp1* refers to the *CP1* checkpoint of *SupervisedEntity_B*
- *Se_B_Cp2* refers to the *CP2* checkpoint of *SupervisedEntity_B*

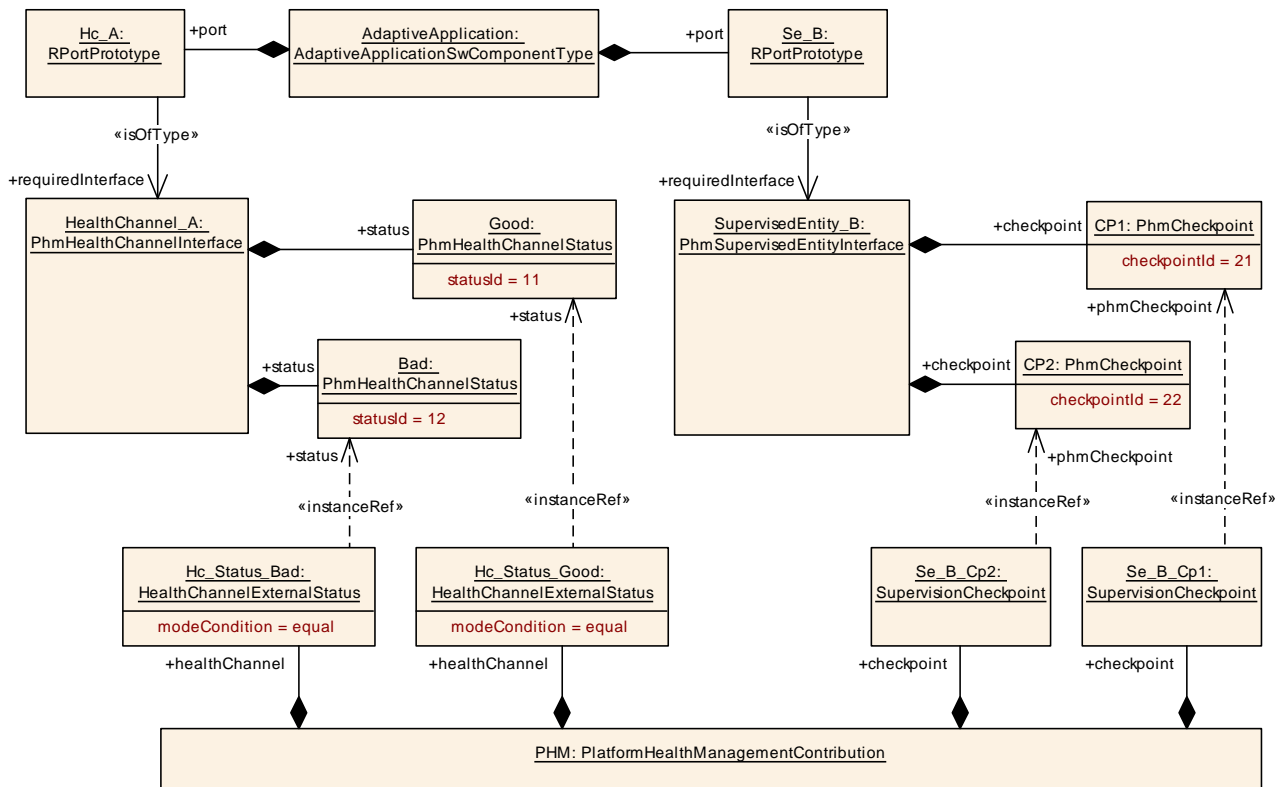


Figure A.19: Example modeling of Phm placeholder definition

Note that these instance references have a composite nature, which is shown in example figure A.20.

Here it is shown that in order to instance reference from the *HealthChannelExternalStatus* *Hc_Status_Bad* to the *PhmHealthChannelStatus* *Bad* there is the structured reference required consisting of

- *contextRootSwComponentPrototype*
- *contextRPortPrototype*
- *targetStatus*

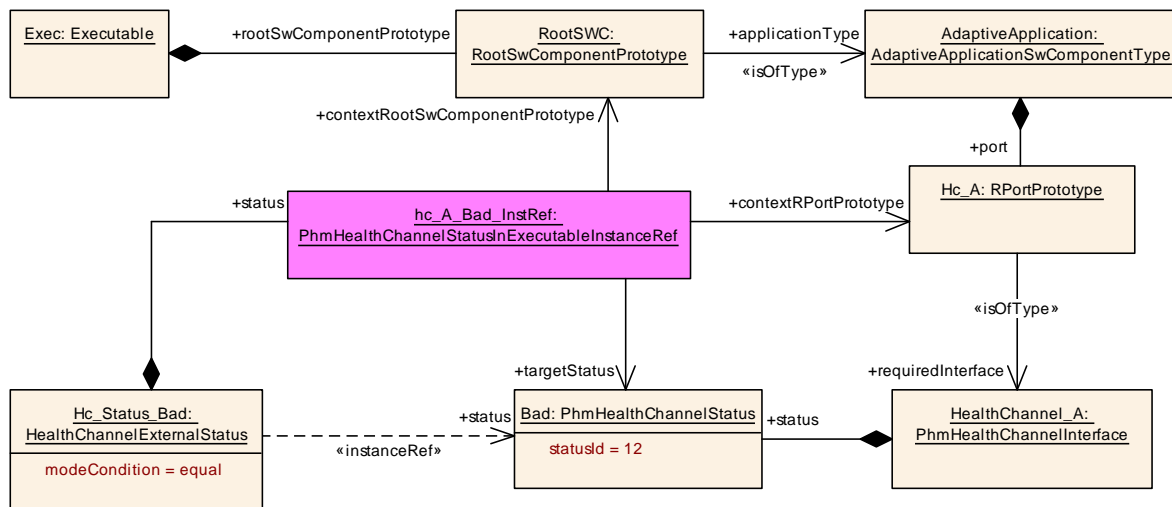


Figure A.20: Example modeling of Phm instance reference

The configuration of expressions is then based on the available placeholders of figure A.19.

One part of the example `PhmLogicalExpression Expr_1` is the already defined `HealthChannelExternalStatus Good` with the `modeCondition == equal`.

The second part of the example `PhmLogicalExpression Expr_1` is the evaluation of the supervision status of the `AliveSupervision AliveSup_1` which monitors the periodic reporting of the `SupervisionCheckpoint Se_B_Cp1`.

The result of `Se_B_Cp1` is taken as input to the `GlobalSupervision GlobalSup_1`.

And the `GlobalSupervision GlobalSup_1` is taken as input to the `HealthChannelSupervision HcSup_1` which in turn is the second input to the `PhmLogicalExpression Expr_1`.

The `PhmLogicalExpression Expr_1` then takes the two inputs and logically ANDs them.

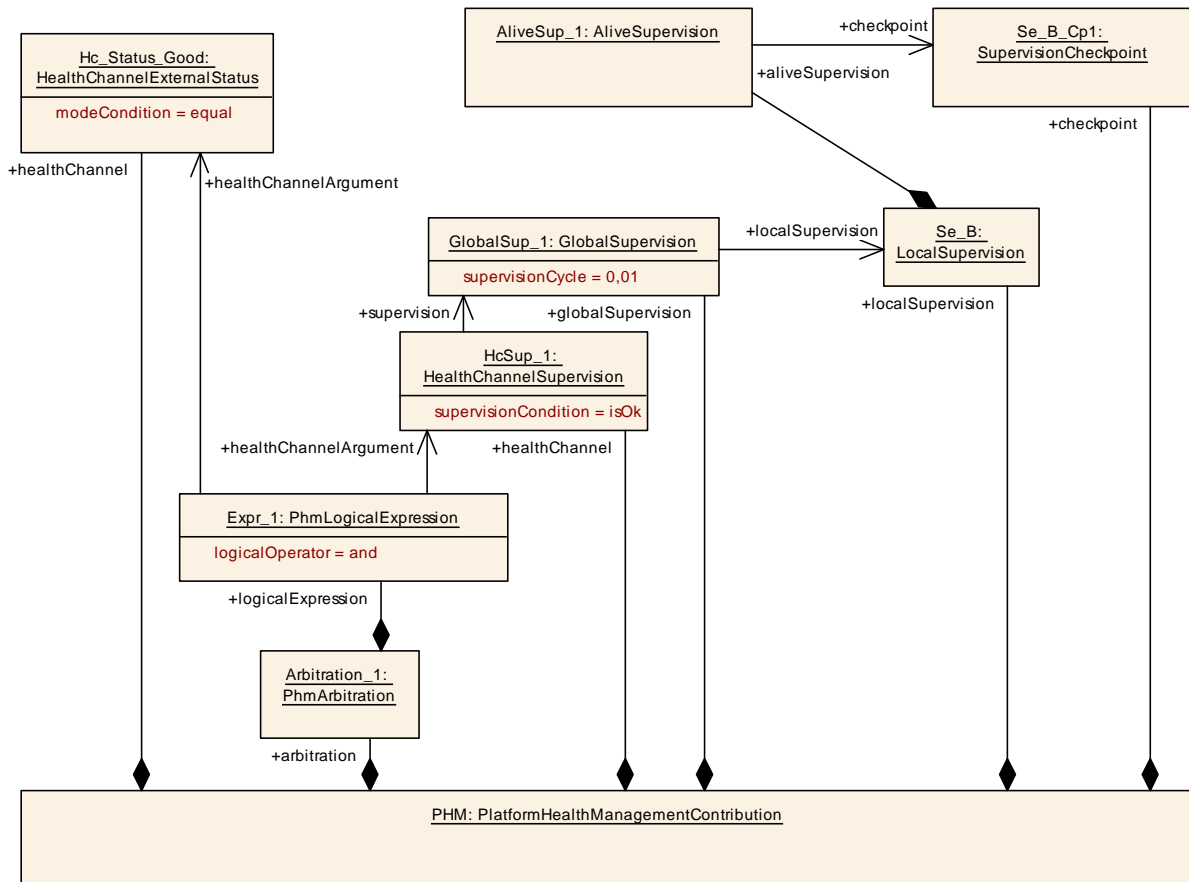


Figure A.21: Example modeling of Phm expression configuration

A.9 Scenarios to define a Vector

This section contains a non-comprehensive list of possible scenarios for the definition of a `CppImplementationDataType` of category VECTOR.

Please note that the general information contained in this chapter does not exclusively apply on to the vector data type. The latter has been picked as an arbitrary example for the visualization of the effect of configuration settings on the language binding.

Consequently, there is no further discussion of this topic with respect to a different kind of container data type.

Please note that for these example scenarios the namespace of a `CustomCppImplementationDataType` is assumed to be set to `x : y` and the `shortName` is assumed to be set to `CustVec`.

The `shortName` of a `StdCppImplementationDataType` is assumed to be set to `MyVec`.

If a custom `Allocator` is used in a scenario the value of `Allocator.shortName` shall be assumed to have the value `CustAlloc`.

Scenario	array size	custom allocator	custom type	Resulting C++ Code
I	No	No	No	<code>using MyVec = ara::core::Vector<std::uint8_t></code>
II	Yes	No	No	<code>using MyVec = ara::core::Vector<std::uint8_t> //generator warning</code>
III	Yes	Yes	No	<code>using MyVec = ara::core::Vector<std::uint8_t, CustAlloc<std::uint8_t, MaxSize>></code>
IV	No	Yes	No	<code>using MyVec = ara::core::Vector<std::uint8_t, CustAlloc<std::uint8_t>></code>
V	Yes	Yes	Yes	<code>x::y::CustVec<ara::core::uint8_t, CustAlloc<std::uint8_t, MaxSize>></code>
VI	Yes	No	Yes	<code>x::y::CustVec<std::uint8_t></code>
VII	No	Yes	Yes	<code>x::y::CustVec<std::uint8_t, CustAlloc<std::uint8_t>></code>
VIII	No	No	Yes	<code>x::y::CustVec<std::uint8_t></code>

Table A.1: Example definitions of a `CppImplementationDataType` of category `VECTOR`

B General Modeling

This chapter has been created to explain model elements that are not directly related to specific design or deployment usage but have a more general scope. In other words, this chapter describes the structure and usage of some widely reusable modeling content.

B.1 Reference to a DataPrototype in a PortInterface

B.1.1 Reference to the inside of an [ApplicationDataType](#)

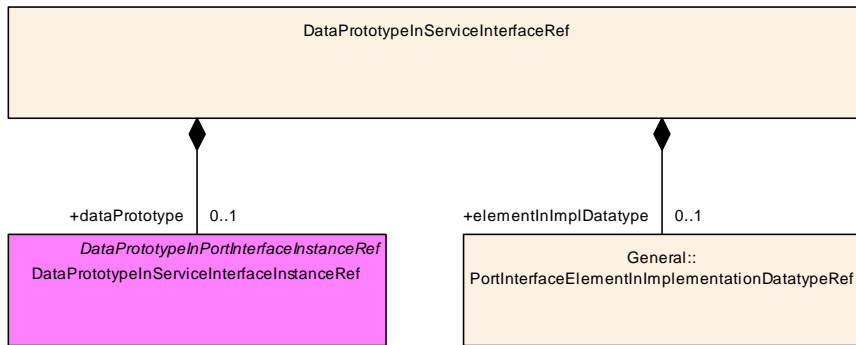


Figure B.1: Modeling of [DataPrototypeInServiceInterfaceRef](#)

[constr_1481]{DRAFT} Usage of [DataPrototypeInServiceInterfaceRef](#) in the *AUTOSAR adaptive platform* [If [DataPrototypeInServiceInterfaceRef](#) is used in the context of the *AUTOSAR adaptive platform* then the actual [DataPrototypeInServiceInterfaceInstanceRef.targetDataPrototype](#) shall be either a [VariableDataPrototype](#) or an [ArgumentDataPrototype](#).]()

Class	DataPrototypeInServiceInterfaceRef			
Package	M2::AUTOSARTemplates::AdaptivePlatform::General::SomethingInPortInterfaceInstanceRef			
Note	This meta-class represents the ability to refer to an AUTOSAR DataPrototype in the context of a Service Interface. Tags: atp.Status=draft			
Base	ARObject			
Attribute	Type	Mul.	Kind	Note
dataPrototype	DataPrototype	0..1	iref	This element represents the ability to: <ul style="list-style-type: none"> refer to a DataPrototype in the context of a ServiceInterface. refer to the internal structure of a DataPrototype in which is typed by an ApplicationDatatype in the context of a ServiceInterface. Tags: atp.Status=draft





Class	DataPrototypeInServiceInterfaceRef			
elementInImpl Datatype	PortInterfaceElementInImplementationDatatypeRef	0..1	aggr	This element represents the ability to refer to the internal structure of an AutosarDataPrototype which is typed by an ImplementationDatatype in the context of a Service Interface. Tags: atp.Status=draft

Table B.1: DataPrototypeInServiceInterfaceRef

Please note that the modeling of the reference to a [DataPrototype](#) in the context of a [PortInterface](#) can only be executed as the abstract template for concrete specializations because the abstract meta-class [PortInterface](#) does not aggregate a [DataPrototype](#) directly.

The abstract modeling of meta-class [DataPrototypeInPortInterfaceInstanceRef](#) is depicted in Figure B.2.

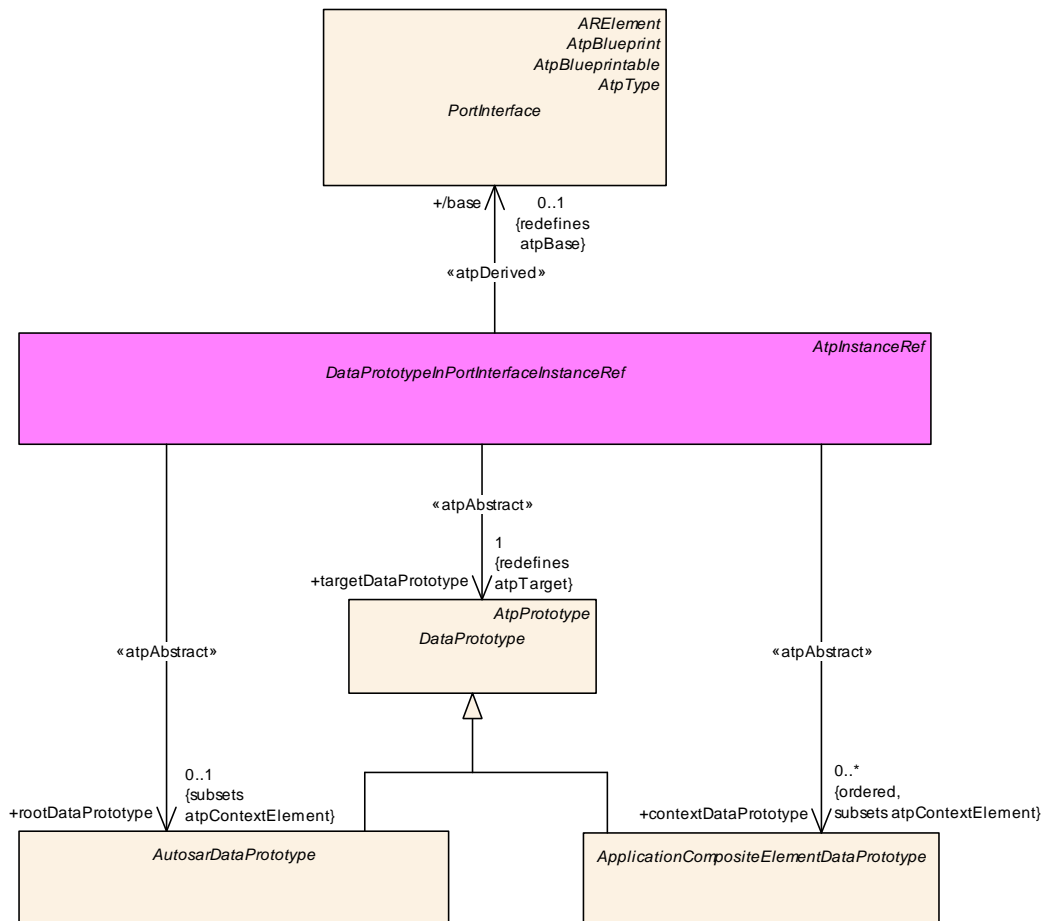


Figure B.2: Modeling of [DataPrototypeInPortInterfaceInstanceRef](#)

Class	<i>DataPrototypeInPortInterfaceInstanceRef</i> (abstract)			
Package	M2::AUTOSARTemplates::AdaptivePlatform::General::SomethingInPortInterfaceInstanceRef			
Note	<p>This meta-class represents the ability to:</p> <ul style="list-style-type: none"> refer to a <i>DataPrototype</i> in the context of a <i>PortInterface</i>. refer to the internal structure of a <i>DataPrototype</i> which is typed by an <i>ApplicationDatatype</i> in the context of a <i>PortInterface</i>. <p>Tags: atp.Status=draft</p>			
Base	<i>ARObject</i> , <i>AtpInstanceRef</i>			
Subclasses	DataPrototypeInServiceInterfaceInstanceRef			
Attribute	Type	Mul.	Kind	Note
base	PortInterface	0..1	ref	Stereotypes: atpDerived Tags: atp.Status=draft
contextDataPrototype (ordered)	<i>ApplicationCompositeElementDataPrototype</i>	*	ref	Stereotypes: atpAbstract Tags: atp.Status=draft xml.sequenceOffset=20
rootDataPrototype	AutosarDataPrototype	0..1	ref	Stereotypes: atpAbstract Tags: atp.Status=draft xml.sequenceOffset=10
targetDataPrototype	DataPrototype	1	ref	Stereotypes: atpAbstract Tags: atp.Status=draft xml.sequenceOffset=30

Table B.2: DataPrototypeInPortInterfaceInstanceRef

The concrete specialization for the aggregation of a [DataPrototype](#) in the concrete [ServiceInterface](#) is depicted in Figure B.3.

The meta-class [DataPrototypeInServiceInterfaceInstanceRef](#) inherits from [DataPrototypeInPortInterfaceInstanceRef](#).

The individual references modeled in the context of [DataPrototypeInServiceInterfaceInstanceRef](#) specialize the abstract structure defined in the context of [DataPrototypeInPortInterfaceInstanceRef](#)

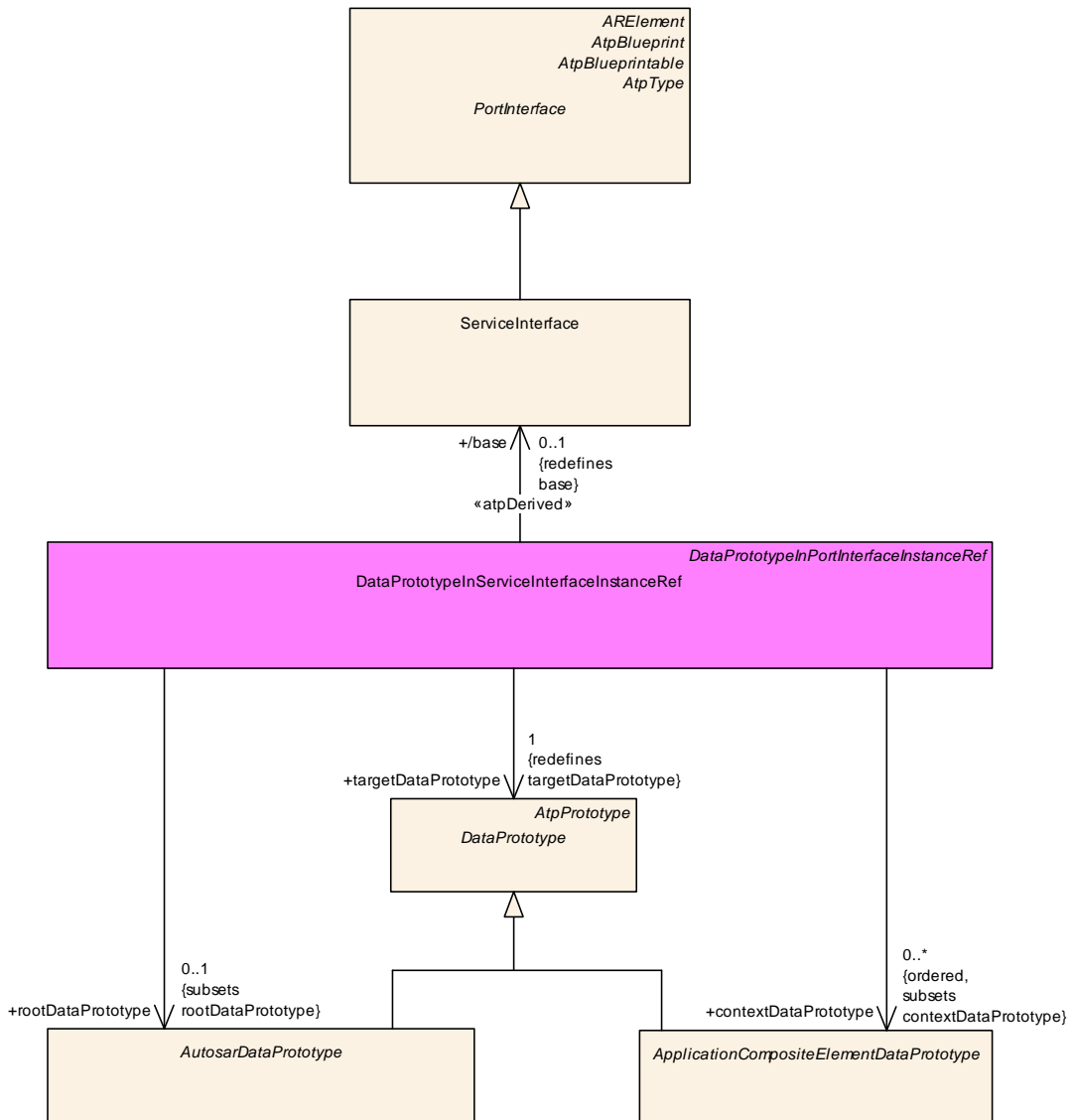


Figure B.3: Modeling of DataPrototypeInServiceInterfaceInstanceRef

Class	DataPrototypeInServiceInterfaceInstanceRef			
Package	M2::AUTOSARTemplates::AdaptivePlatform::General::SomethingInPortInterfaceInstanceRef			
Note	Tags: atp.Status=draft			
Base	ARObject, AtpInstanceRef, DataPrototypeInPortInterfaceInstanceRef			
Attribute	Type	Mul.	Kind	Note
base	ServiceInterface	0..1	ref	Stereotypes: atpDerived Tags: atp.Status=draft
contextDataPrototype (ordered)	ApplicationCompositeElementDataPrototype	*	ref	Tags: atp.Status=draft xml.sequenceOffset=20
rootDataPrototype	AutosarDataPrototype	0..1	ref	Tags: atp.Status=draft xml.sequenceOffset=10





Class	DataPrototypeInServiceInterfaceInstanceRef			
targetData Prototype	DataPrototype	1	ref	Tags: atp.Status=draft xml.sequenceOffset=30

Table B.3: DataPrototypeInServiceInterfaceInstanceRef

B.1.2 Reference to the inside of a CppImplementationDataType

Please note that the modeling of instanceRef-like references into the internals of a CppImplementationDataType differs from the way how internals of an ImplementationDataType could be referenced.

In particular, references to context elements can be directed to ImplementationDataTypeElement because both arrays and structures are modeled by means of ImplementationDataTypeElement.

This approach has changed with the advent of CppImplementationDataType and therefore the same approach is not possible for CppImplementationDataTypeElement.

In the case of CppImplementationDataType, both CppImplementationDataTypeElement as well as CppImplementationDataType can become the target of a context reference. And since the context reference is supposed to be ordered it is simply not possible to straight up model two context references, one for CppImplementationDataType and one for CppImplementationDataTypeElement.

Instead, it is necessary to introduce an abstract base class named CppImplementationDataTypeContextTarget for both CppImplementationDataType and CppImplementationDataTypeElement and then **direct context references at the abstract base class.**

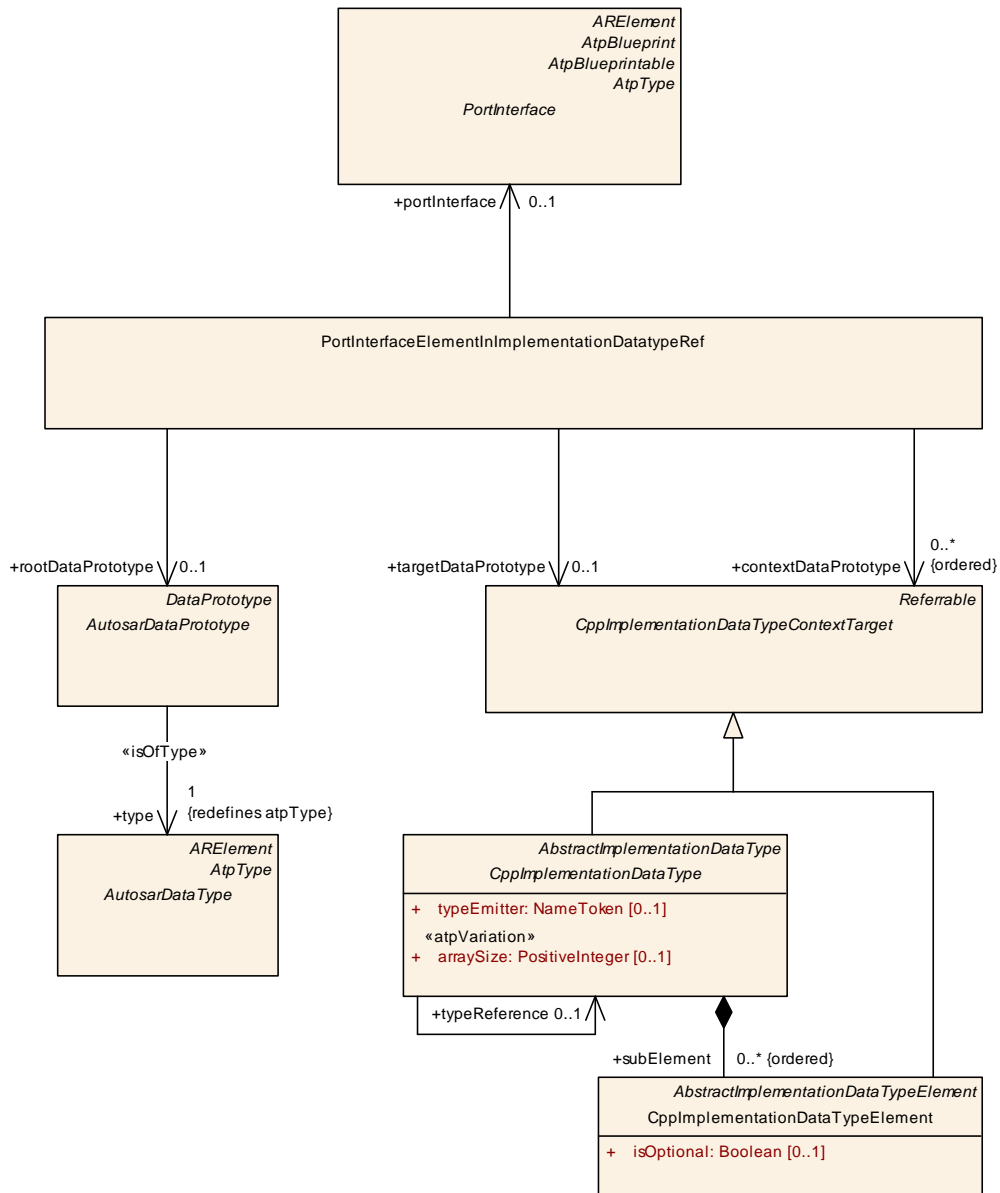


Figure B.4: Modeling of `PortInterfaceElementInImplementationDatatypeRef`

Class	PortInterfaceElementInImplementationDatatypeRef			
Package	M2::AUTOSARTemplates::AdaptivePlatform::General			
Note	<p>This meta-class represents the ability to refer to the internal structure of an AutosarDataPrototype which is typed by an implementationDatatype in the context of a PortInterface. In other words, this meta-class shall not be used to model a reference to the AutosarDataPrototype as a target itself, even if the AutosarDataPrototype is typed by an ImplementationDataType and even if that ImplementationDataType represents a composite data type.</p> <p>Tags: atp.Status=draft</p>			
Base	ARObject			
Attribute	Type	Mul.	Kind	Note





Class	PortInterfaceElementImplementationDatatypeRef			
contextDataPrototype (ordered)	CplusplusImplementationDataTypeContextTarget	*	ref	This is a context in case there are subelements with explicit types. The reference has to be ordered to properly reflect the nested structure. Tags: atp.Status=draft
portInterface	PortInterface	0..1	ref	This is the PortInterface that contains the the rootData Prototype. Tags: atp.Status=draft
rootData Prototype	AutosarDataPrototype	0..1	ref	This rootDataPrototype defines the AutosarDataPrototype in which the target can be found. Tags: atp.Status=draft
targetData Prototype	CplusplusImplementationDataTypeContextTarget	0..1	ref	This is the target reference to a subElement that is defined inside of the rootDataPrototype. Tags: atp.Status=draft

Table B.4: PortInterfaceElementImplementationDatatypeRef

Class	CplusplusImplementationDataTypeContextTarget (abstract)			
Package	M2::AUTOSARTemplates::AdaptivePlatform::ApplicationDesign::CplusplusImplementationDataType			
Note	This meta-class has the ability to serve as the context in instanceRef-like modeling for CplusplusImplementationDataType and CplusplusImplementationDataTypeElement Tags: atp.Status=draft			
Base	ARObject , Referrable			
Subclasses	CplusplusImplementationDataType , CplusplusImplementationDataTypeElement			
Attribute	Type	Mul.	Kind	Note
—	—	—	—	—

Table B.5: CplusplusImplementationDataTypeContextTarget

B.2 Reference to a AutosarDataPrototype in an Executable

The creation of the meta-model for creating a reference to an [AutosarDataPrototype](#) in the context of an [Executable](#) is executed in a two-step approach where first an abstract structure of the reference is created.

The abstract structure is the basis for the refinement with respect to specific roles of [AutosarDataPrototypes](#).

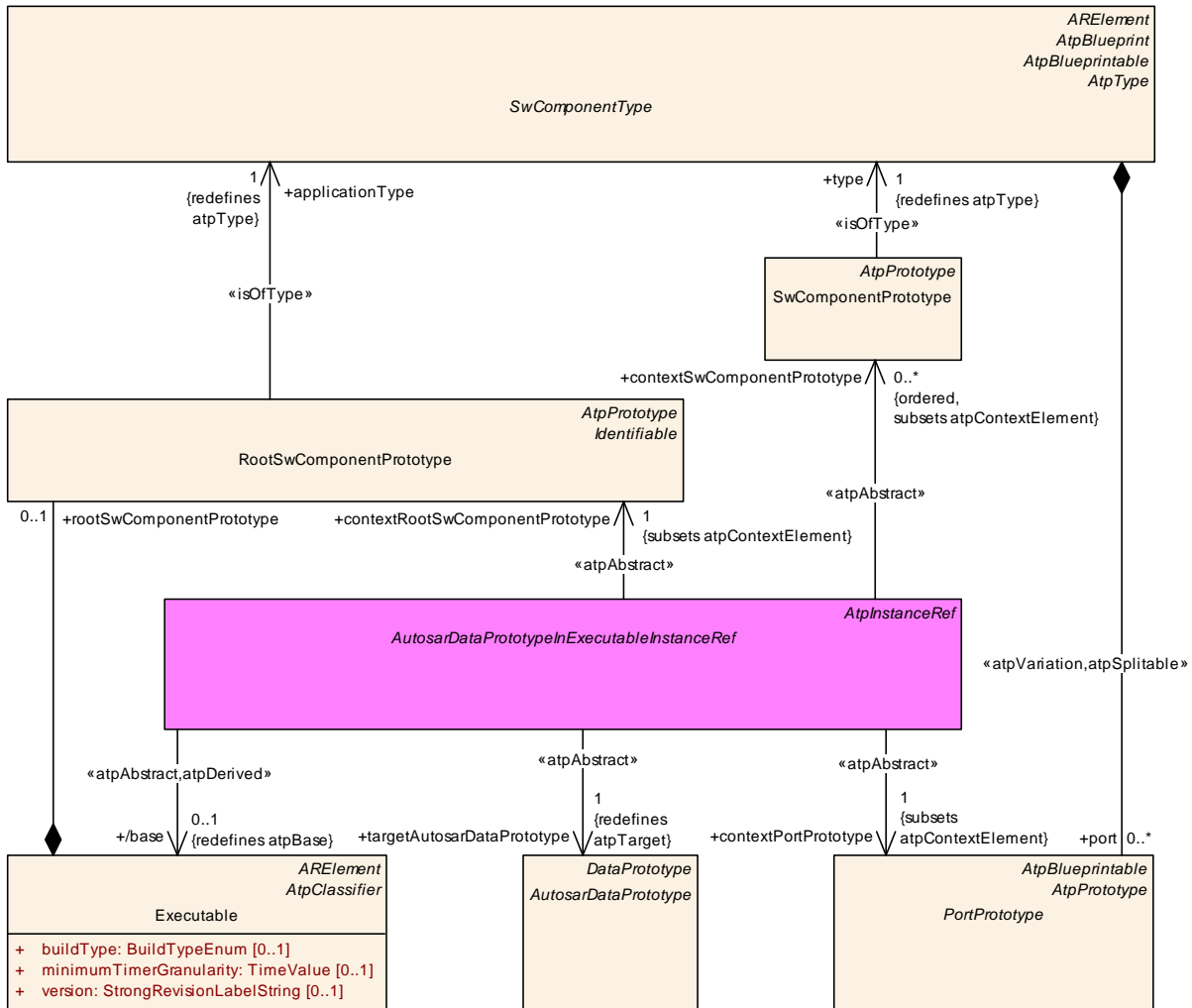


Figure B.5: Modeling of abstract **AutosarDataPrototypeInExecutableInstanceRef**

Class	AutosarDataPrototypeInExecutableInstanceRef (abstract)			
Package	M2::AUTOSARTemplates::AdaptivePlatform::General::SomethingInExecutableInstanceRef			
Note	Tags: atp.Status=draft			
Base	ARObject, AtpInstanceRef			
Subclasses	EventInExecutableInstanceRef, FieldInExecutableInstanceRef			
Attribute	Type	Mul.	Kind	Note
base	Executable	0..1	ref	Stereotypes: atpAbstract; atpDerived Tags: atp.Status=draft
contextPort Prototype	PortPrototype	1	ref	Stereotypes: atpAbstract Tags: atp.Status=draft xml.sequenceOffset=30
contextRootSw Component Prototype	RootSwComponent Prototype	1	ref	Stereotypes: atpAbstract Tags: atp.Status=draft xml.sequenceOffset=10
contextSw ComponentPro- totype (ordered)	SwComponent Prototype	*	ref	Stereotypes: atpAbstract Tags: atp.Status=draft xml.sequenceOffset=20





Class	<i>AutosarDataPrototypeInExecutableInstanceRef</i> (abstract)			
targetAutosarDataPrototype	AutosarDataPrototype	1	ref	Stereotypes: atpAbstract Tags: atp.Status=draft xml.sequenceOffset=40

Table B.6: AutosarDataPrototypeInExecutableInstanceRef

Two specializations of [AutosarDataPrototypeInExecutableInstanceRef](#) exist:

- [EventInExecutableInstanceRef](#)
- [FieldInExecutableInstanceRef](#)

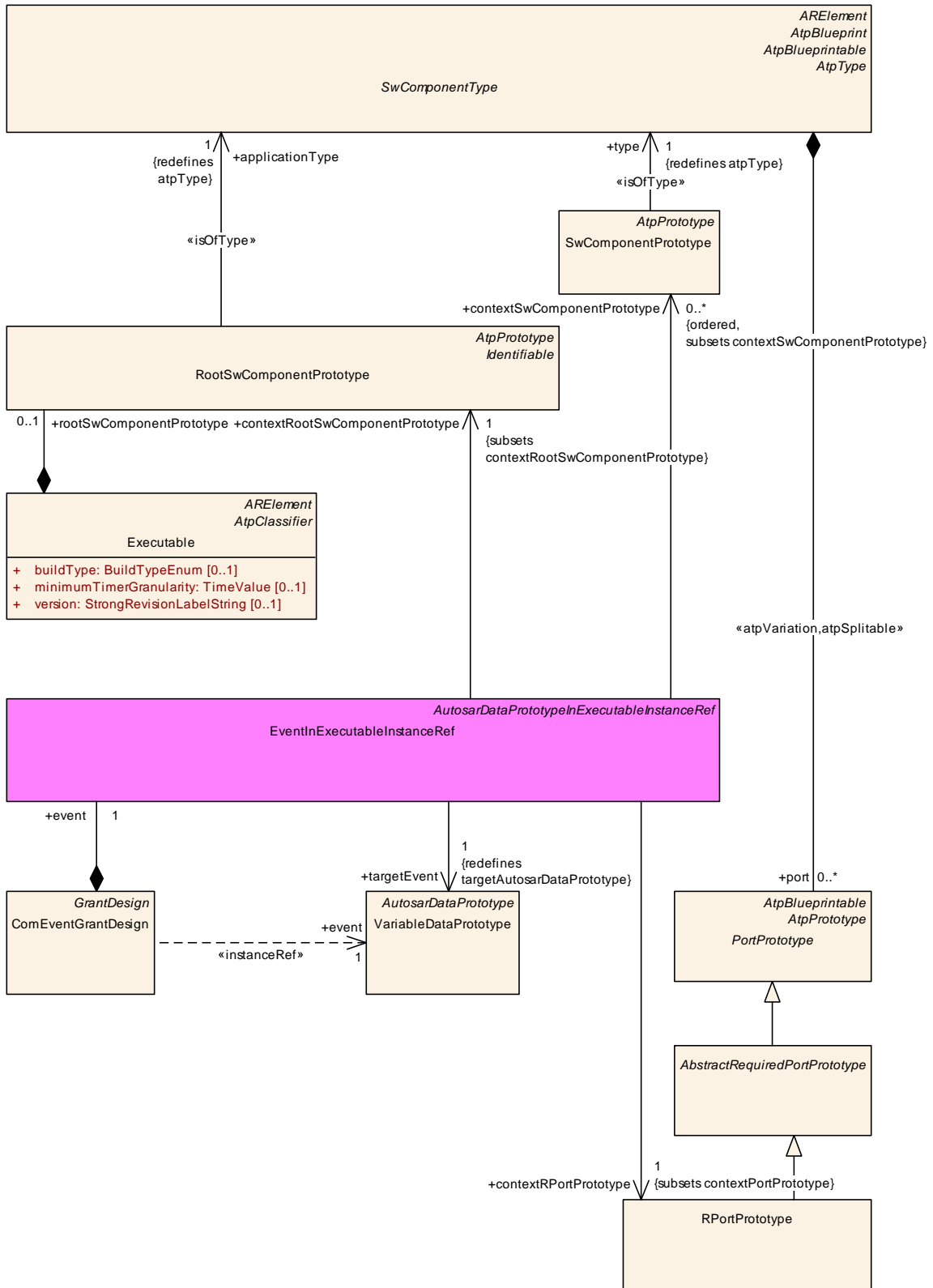


Figure B.6: Modeling of concrete `EventInExecutableInstanceRef` derived from `AutosarDataPrototypeInExecutableInstanceRef`

Class	EventInExecutableInstanceRef			
Package	M2::AUTOSARTemplates::AdaptivePlatform::General::SomethingInExecutableInstanceRef			
Note	Tags: atp.Status=draft			
Base	<i>ARObject, AtpInstanceRef, AutosarDataPrototypeInExecutableInstanceRef</i>			
Attribute	Type	Mul.	Kind	Note
contextRPort Prototype	RPortPrototype	1	ref	Tags: atp.Status=draft xml.sequenceOffset=30
contextRootSw Component Prototype	RootSwComponent Prototype	1	ref	Tags: atp.Status=draft xml.sequenceOffset=10
contextSw ComponentPro- totype (ordered)	SwComponent Prototype	*	ref	Tags: atp.Status=draft xml.sequenceOffset=20
targetEvent	VariableDataPrototype	1	ref	Tags: atp.Status=draft xml.sequenceOffset=40

Table B.7: EventInExecutableInstanceRef

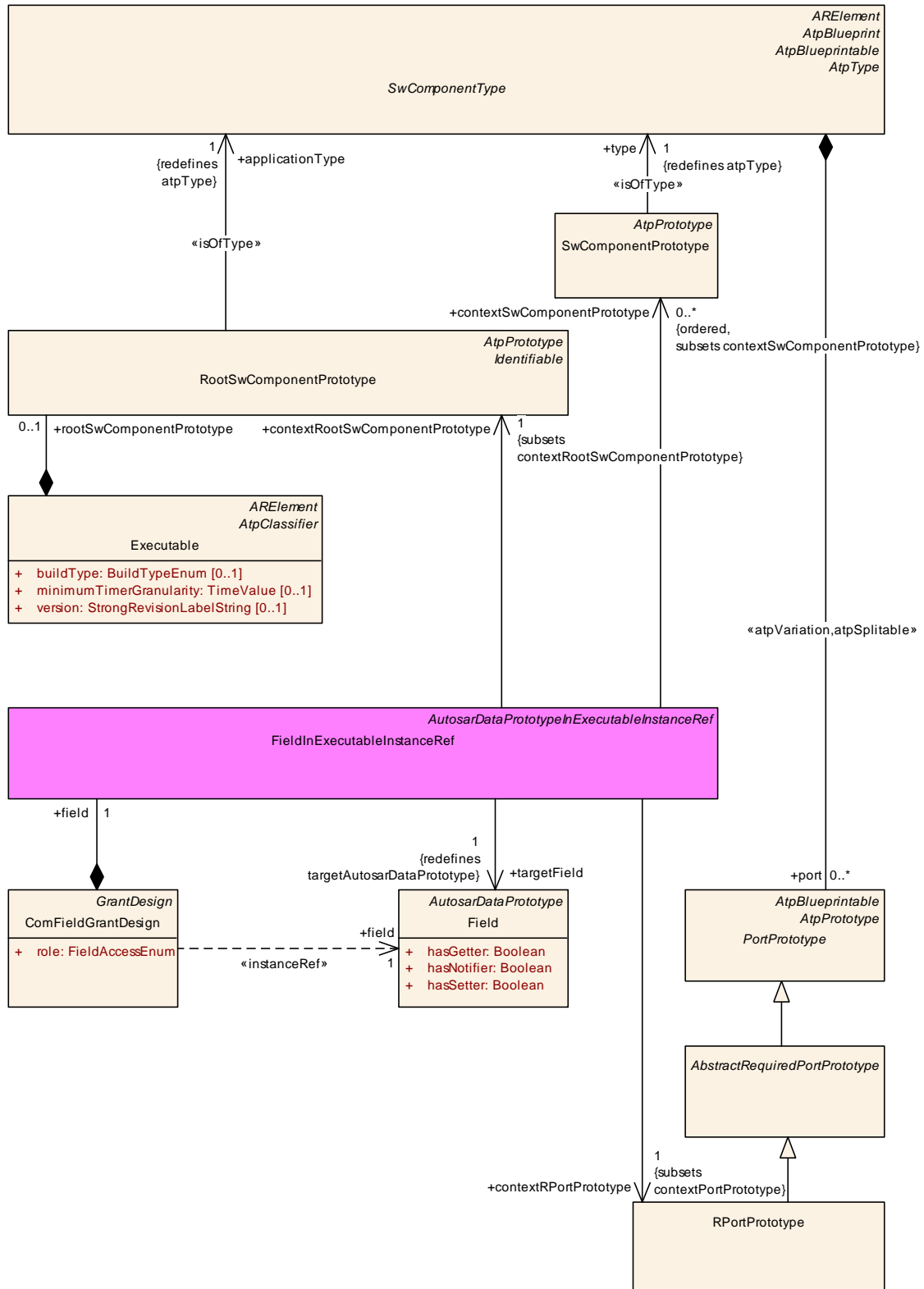


Figure B.7: Modeling of concrete **FieldInExecutableInstanceRef** derived from **AutosarDataPrototypeInExecutableInstanceRef**

Class	FieldInExecutableInstanceRef			
Package	M2::AUTOSARTemplates::AdaptivePlatform::General::SomethingInExecutableInstanceRef			
Note	Tags: atp.Status=draft			
Base	<i>ARObject, AtpInstanceRef, AutosarDataPrototypeInExecutableInstanceRef</i>			
Attribute	Type	Mul.	Kind	Note
contextRPort Prototype	RPortPrototype	1	ref	Tags: atp.Status=draft xml.sequenceOffset=30
contextRootSw Component Prototype	RootSwComponent Prototype	1	ref	Tags: atp.Status=draft xml.sequenceOffset=10
contextSw ComponentPro- totype (ordered)	SwComponent Prototype	*	ref	Tags: atp.Status=draft xml.sequenceOffset=20
targetField	Field	1	ref	Tags: atp.Status=draft xml.sequenceOffset=40

Table B.8: FieldInExecutableInstanceRef

B.3 Reference to a PortPrototype in an Executable

The creation of the meta-model for creating a reference to a [PortPrototype](#) in the context of an [Executable](#) is executed in a two-step approach where first an abstract structure of the reference is created.

The abstract structure is the basis for the refinement with respect to specific roles of [PortPrototypes](#).

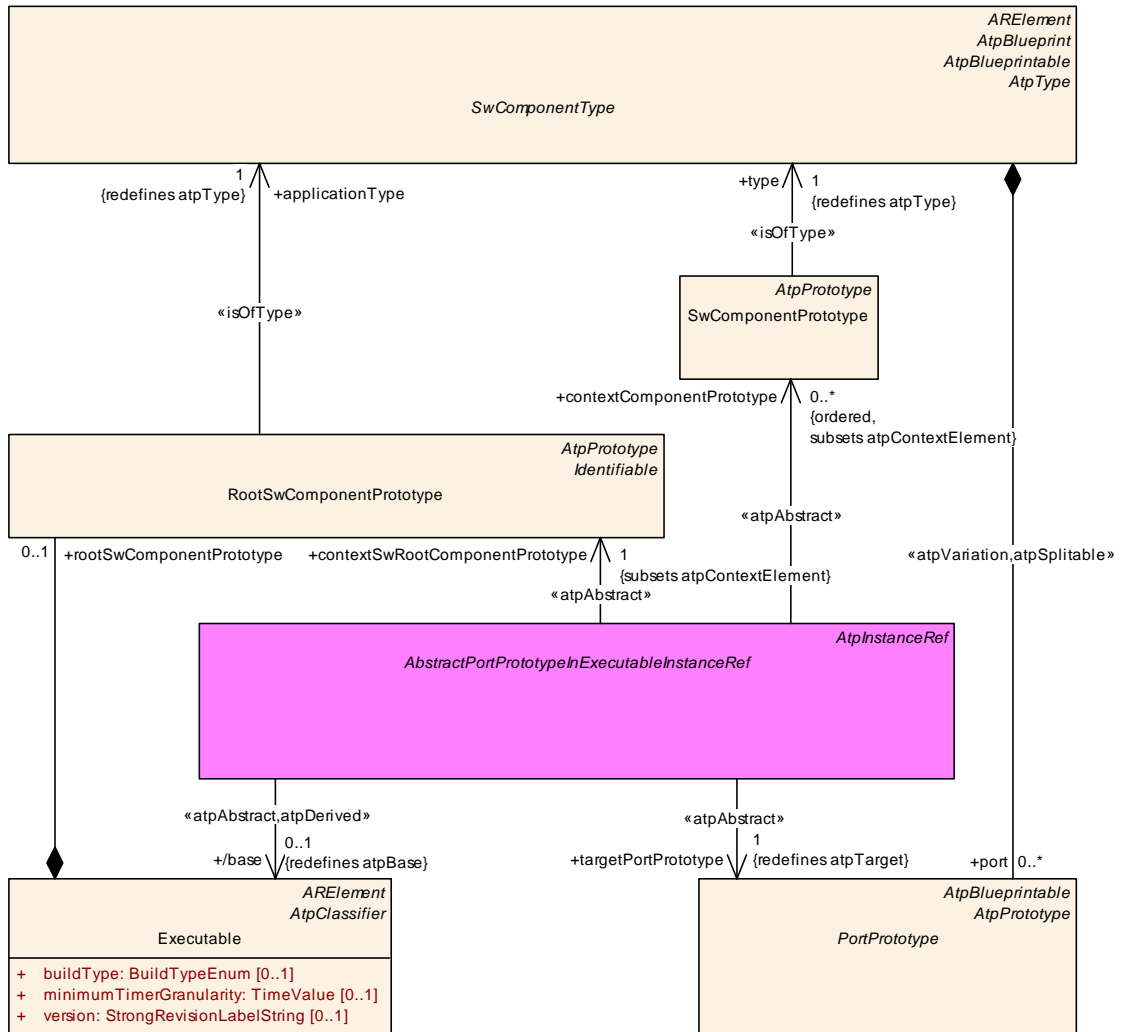


Figure B.8: Modeling of abstract `AbstractPortPrototypeInExecutableInstanceRef`

Class	<code>AbstractPortPrototypeInExecutableInstanceRef</code> (abstract)			
Package	M2::AUTOSARTemplates::AdaptivePlatform::General::SomethingInExecutableInstanceRef			
Note	Tags: atp.Status=draft			
Base	<code>ARObject</code> , <code>AtpInstanceRef</code>			
Subclasses	<code>PPortPrototypeInExecutableInstanceRef</code> , <code>PortPrototypeInExecutableInstanceRef</code> , <code>RPortPrototypeInExecutableInstanceRef</code>			
Attribute	Type	Mul.	Kind	Note
base	<code>Executable</code>	0..1	ref	Stereotypes: atpAbstract; atpDerived Tags: atp.Status=draft
context ComponentPrototype (ordered)	<code>SwComponentPrototype</code>	*	ref	Stereotypes: atpAbstract Tags: atp.Status=draft xml.sequenceOffset=20
contextSwRoot Component Prototype	<code>RootSwComponentPrototype</code>	1	ref	Stereotypes: atpAbstract Tags: atp.Status=draft xml.sequenceOffset=10





Class	AbstractPortPrototypeInExecutableInstanceRef (abstract)			
targetPort Prototype	PortPrototype	1	ref	Stereotypes: atpAbstract Tags: atp.Status=draft xml.sequenceOffset=30

Table B.9: AbstractPortPrototypeInExecutableInstanceRef

Three specializations of [AbstractPortPrototypeInExecutableInstanceRef](#) exist:

- [PPortPrototypeInExecutableInstanceRef](#)
- [RPortPrototypeInExecutableInstanceRef](#)
- [PortPrototypeInExecutableInstanceRef](#)

Class	PPortPrototypeInExecutableInstanceRef			
Package	M2::AUTOSARTemplates::AdaptivePlatform::General::SomethingInExecutableInstanceRef			
Note	Tags: atp.Status=draft			
Base	<i>ARObject</i> , <i>AbstractPortPrototypeInExecutableInstanceRef</i> , <i>AtpInstanceRef</i>			
Attribute	Type	Mul.	Kind	Note
context ComponentPro- totype (ordered)	SwComponent Prototype	*	ref	Tags: atp.Status=draft xml.sequenceOffset=20
contextRootSw Component Prototype	RootSwComponent Prototype	1	ref	Tags: atp.Status=draft xml.sequenceOffset=10
targetPPort Prototype	PPortPrototype	1	ref	Tags: atp.Status=draft xml.sequenceOffset=30

Table B.10: PPortPrototypeInExecutableInstanceRef

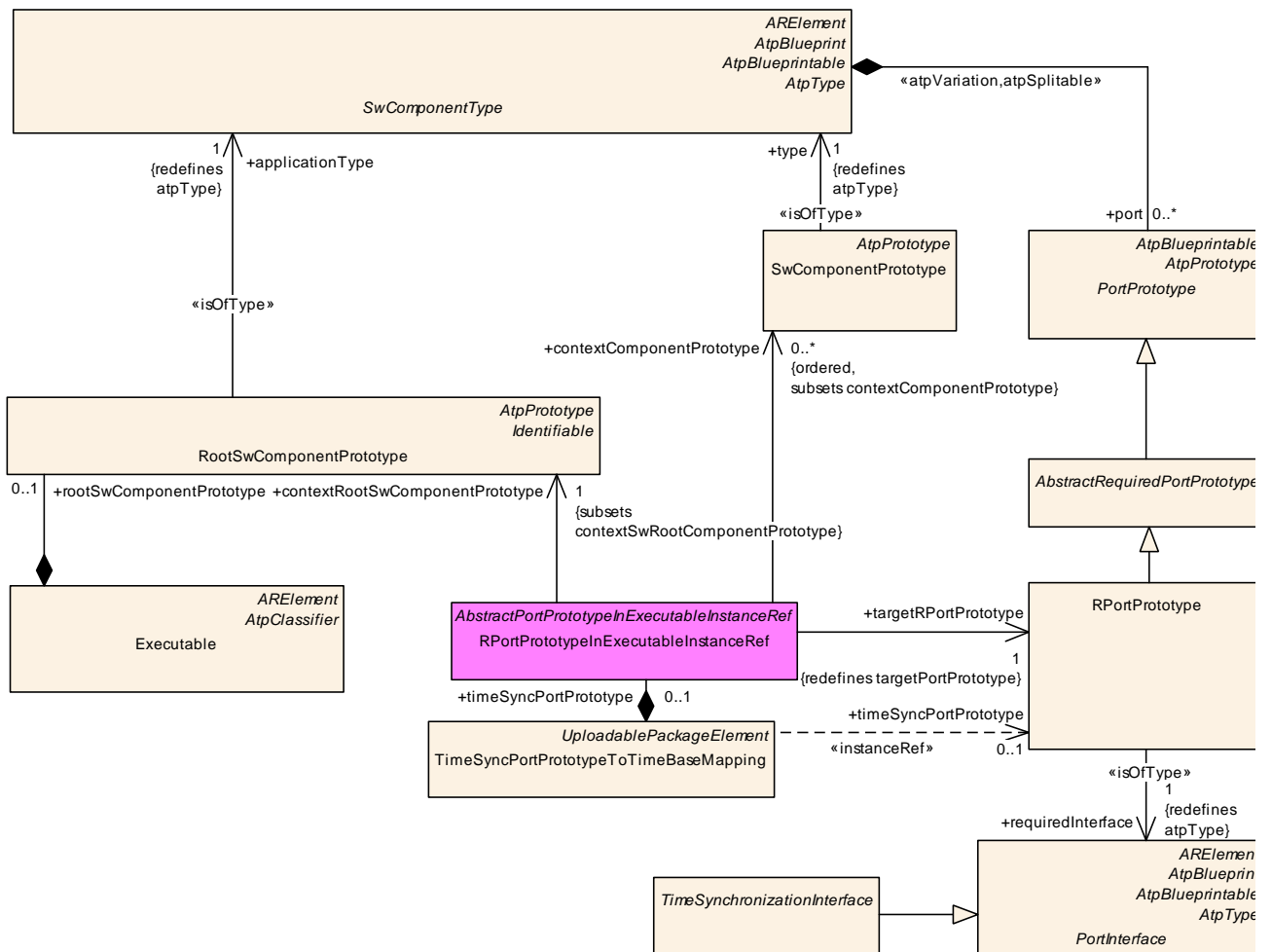


Figure B.10: Modeling of concrete **RPortPrototypeInExecutableInstanceRef derived from **AbstractPortPrototypeInExecutableInstanceRef****

Class	RPortPrototypeInExecutableInstanceRef			
Package	M2::AUTOSARTemplates::AdaptivePlatform::General::SomethingInExecutableInstanceRef			
Note	Tags: atp.Status=draft			
Base	ARObject, AbstractPortPrototypeInExecutableInstanceRef , AtpInstanceRef			
Attribute	Type	Mul.	Kind	Note
context ComponentPro- TOTYPE (ordered)	SwComponent Prototype	*	ref	Tags: atp.Status=draft xml.sequenceOffset=20
contextRootSw Component Prototype	RootSwComponent Prototype	1	ref	Tags: atp.Status=draft xml.sequenceOffset=10
targetRPort Prototype	RPortPrototype	1	ref	Tags: atp.Status=draft xml.sequenceOffset=30

Table B.11: RPortPrototypeInExecutableInstanceRef

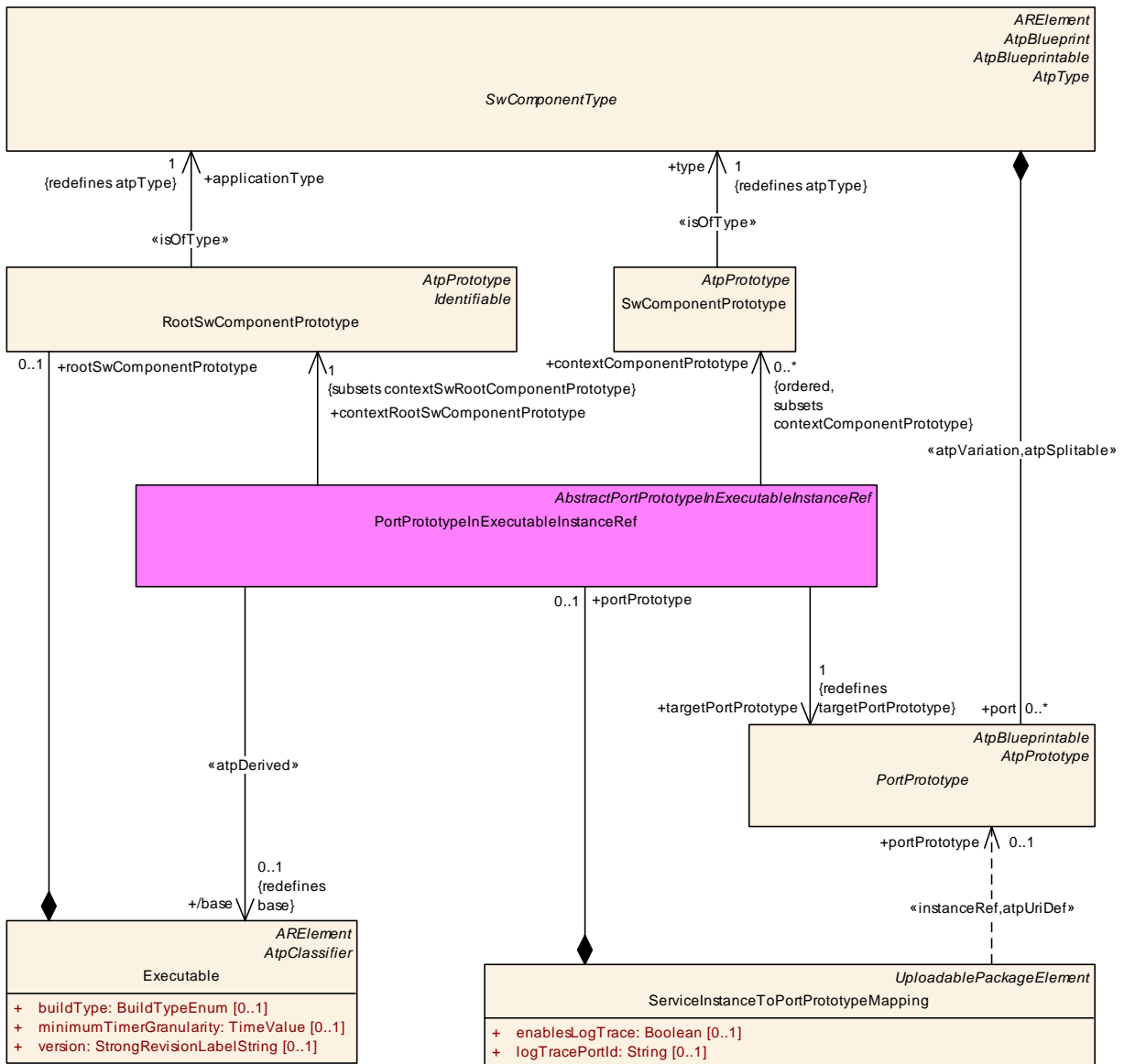


Figure B.11: Modeling of PortPrototypeInExecutableInstanceRef

Class	PortPrototypeInExecutableInstanceRef			
Package	M2::AUTOSARTemplates::AdaptivePlatform::ExecutionManifest::InstanceRefs			
Note	Tags: atp.Status=draft			
Base	<i>ARObject, AbstractPortPrototypeInExecutableInstanceRef, AtpInstanceRef</i>			
Attribute	Type	Mul.	Kind	Note
base	Executable	0..1	ref	Stereotypes: atpDerived Tags: atp.Status=draft xml.sequenceOffset=10
context ComponentPro- TOTYPE (ordered)	SwComponent Prototype	*	ref	Tags: atp.Status=draft xml.sequenceOffset=30
contextRootSw Component Prototype	RootSwComponent Prototype	1	ref	Tags: atp.Status=draft xml.sequenceOffset=20
targetPort Prototype	PortPrototype	1	ref	Tags: atp.Status=draft xml.sequenceOffset=40

Table B.12: PortPrototypeInExecutableInstanceRef

B.4 Modeling of a Method in an Executable

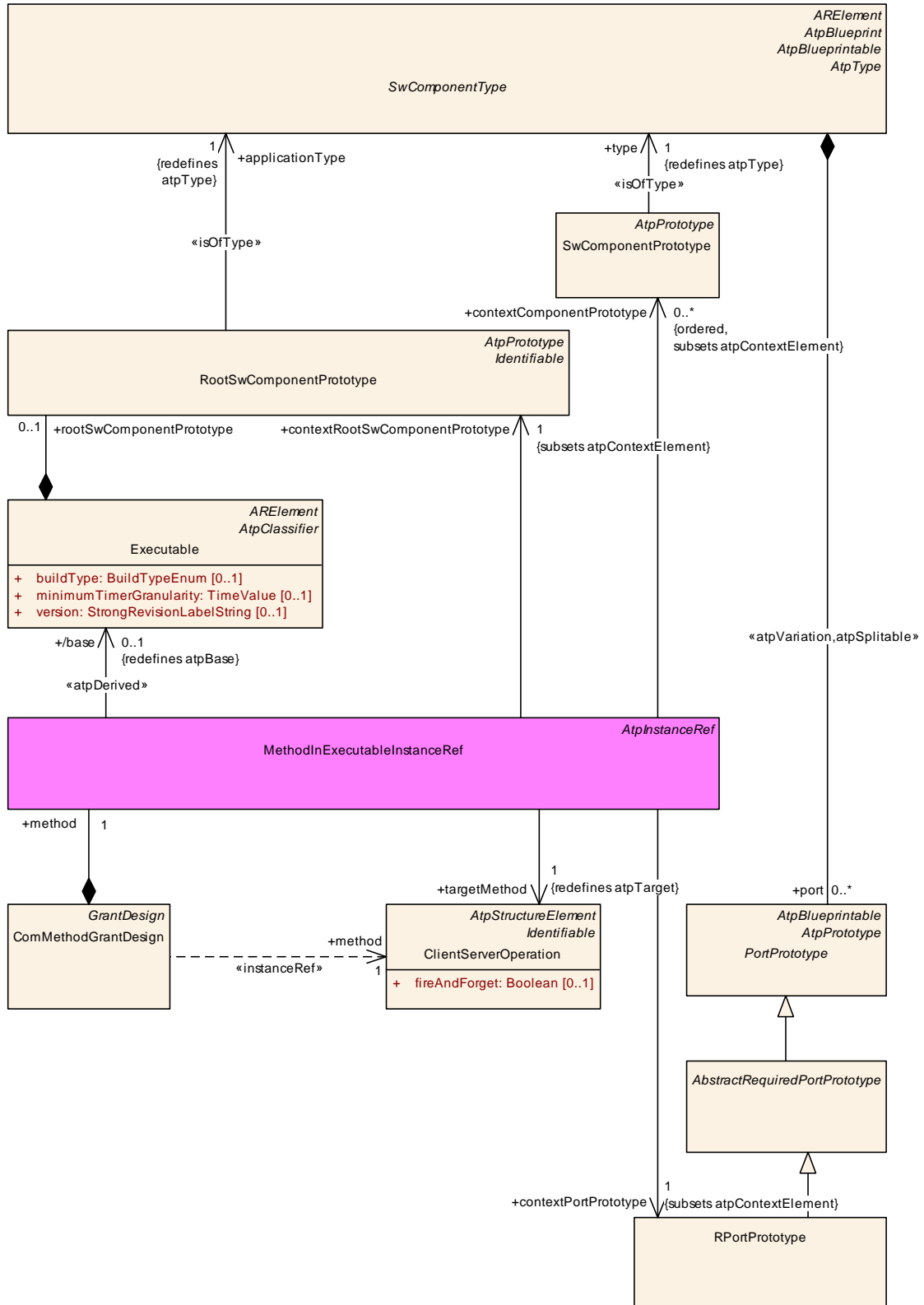


Figure B.12: Modeling of **MethodInExecutableInstanceRef**

Class	MethodInExecutableInstanceRef			
Package	M2::AUTOSARTemplates::AdaptivePlatform::General::SomethingInExecutableInstanceRef			
Note	Tags: atp.Status=draft			
Base	<i>ARObject, AtpInstanceRef</i>			
Attribute	Type	Mul.	Kind	Note
base	Executable	0..1	ref	Stereotypes: atpDerived Tags: atp.Status=draft
context ComponentPro- totype (ordered)	SwComponent Prototype	*	ref	Tags: atp.Status=draft xml.sequenceOffset=20
contextPort Prototype	RPortPrototype	1	ref	Tags: atp.Status=draft xml.sequenceOffset=30
contextRootSw Component Prototype	RootSwComponent Prototype	1	ref	Tags: atp.Status=draft xml.sequenceOffset=10
targetMethod	ClientServerOperation	1	ref	Tags: atp.Status=draft xml.sequenceOffset=40

Table B.13: MethodInExecutableInstanceRef

B.5 Modeling of Mode-related InstanceRefs

This section illustrates the concrete modeling of the instance references used in the previous parts of this document.

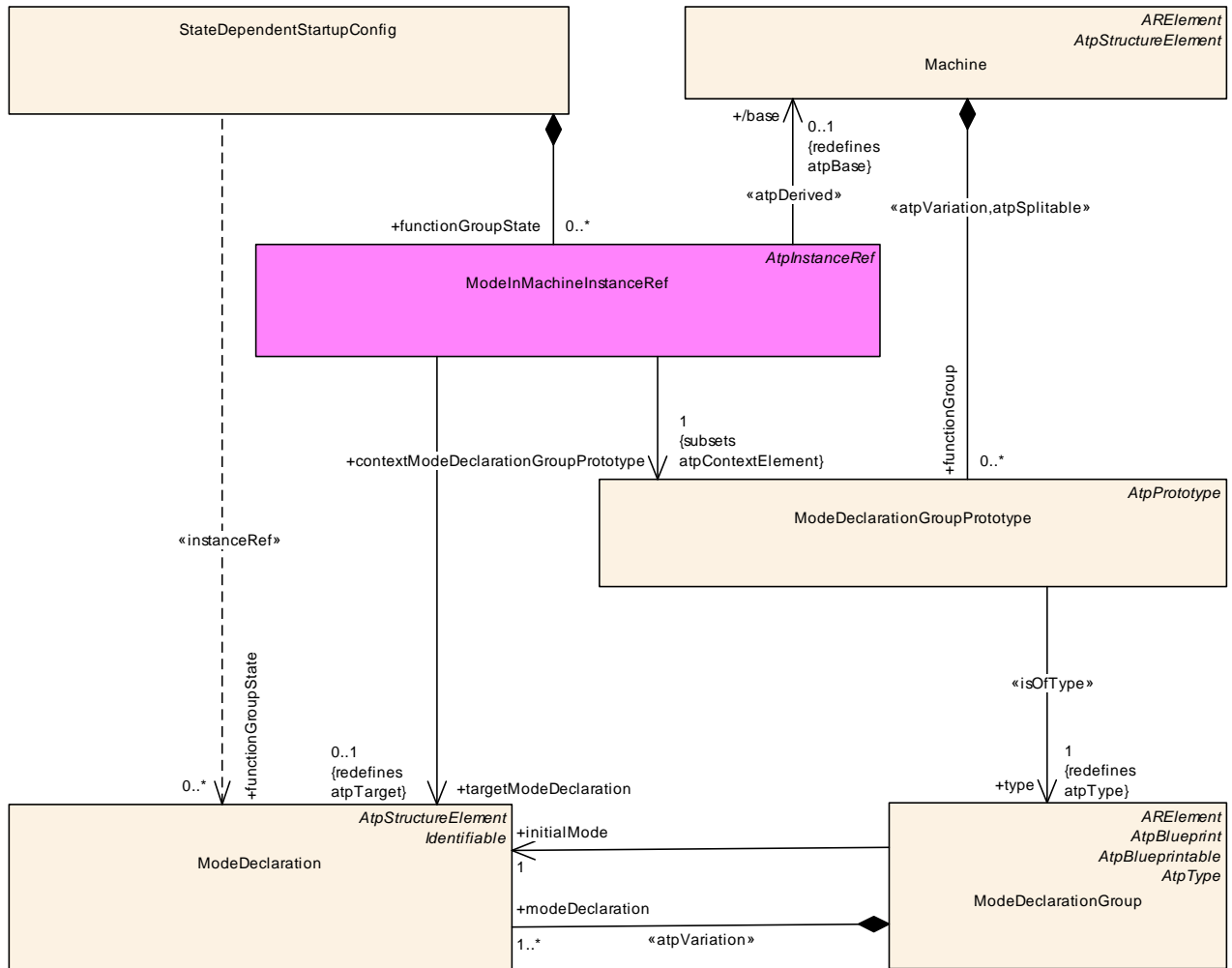


Figure B.13: Modeling of **ModeInMachineInstanceRef**

Class	ModeInMachineInstanceRef			
Package	M2::AUTOSARTemplates::AdaptivePlatform::ExecutionManifest::InstanceRefs			
Note	Tags: atp.Status=draft			
Base	ARObject, AtpInstanceRef			
Attribute	Type	Mul.	Kind	Note
base	Machine	0..1	ref	Stereotypes: atpDerived Tags: atp.Status=draft xml.sequenceOffset=10
contextMode Declaration GroupPrototype	ModeDeclarationGroup Prototype	1	ref	Tags: atp.Status=draft xml.sequenceOffset=20
targetMode Declaration	ModeDeclaration	0..1	ref	Tags: atp.Status=draft xml.sequenceOffset=30

Table B.14: ModeInMachineInstanceRef

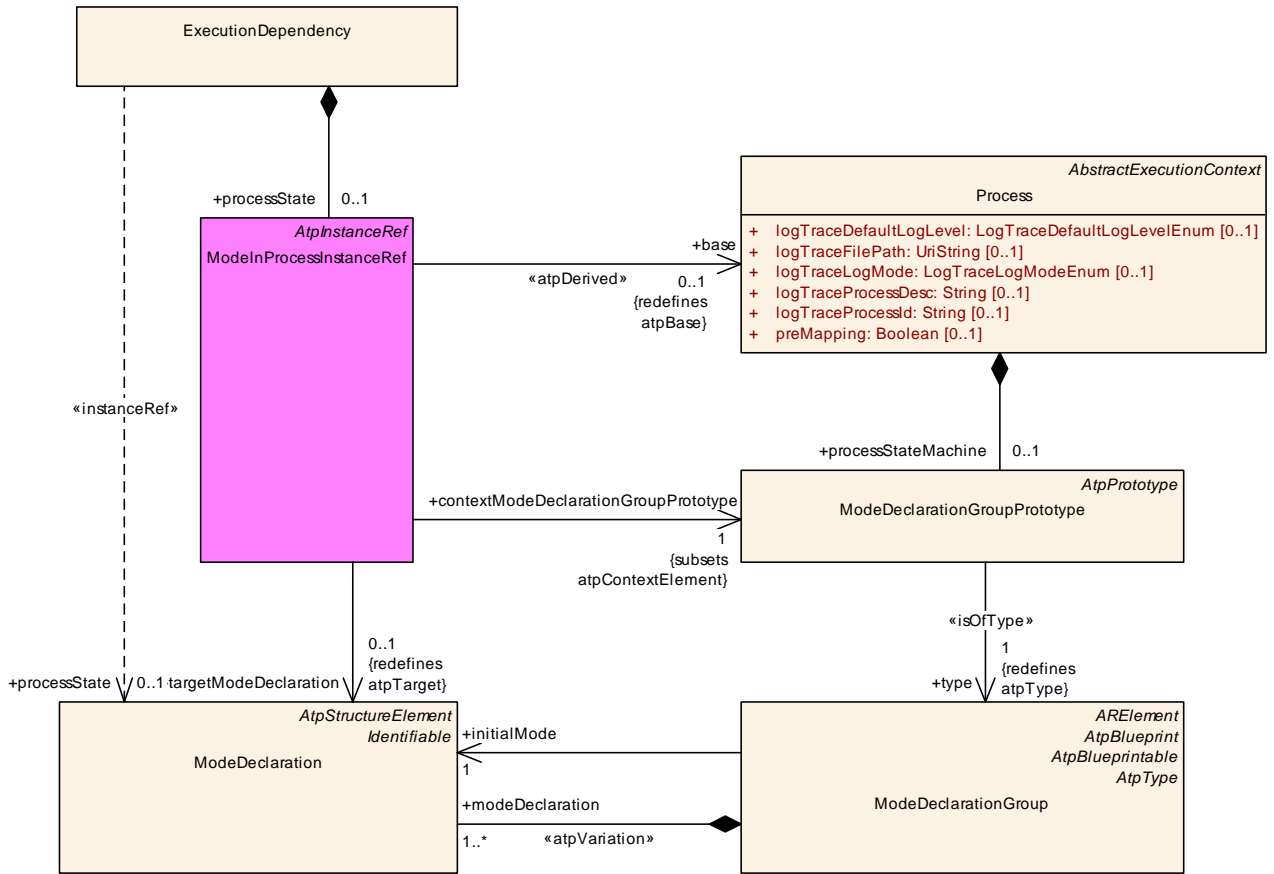


Figure B.14: Modeling of **ModeInProcessInstanceRef**

Class	ModeInProcessInstanceRef			
Package	M2::AUTOSARTemplates::AdaptivePlatform::ExecutionManifest::InstanceRefs			
Note	Tags: atp.Status=draft			
Base	ARObject, AtpInstanceRef			
Attribute	Type	Mul.	Kind	Note
base	Process	0..1	ref	Stereotypes: atpDerived Tags: atp.Status=draft xml.sequenceOffset=10
contextMode Declaration GroupPrototype	ModeDeclarationGroup Prototype	1	ref	Tags: atp.Status=draft xml.sequenceOffset=20
targetMode Declaration	ModeDeclaration	0..1	ref	Tags: atp.Status=draft xml.sequenceOffset=30

Table B.15: ModeInProcessInstanceRef

B.6 Modeling of Diagnostic-related InstanceRefs

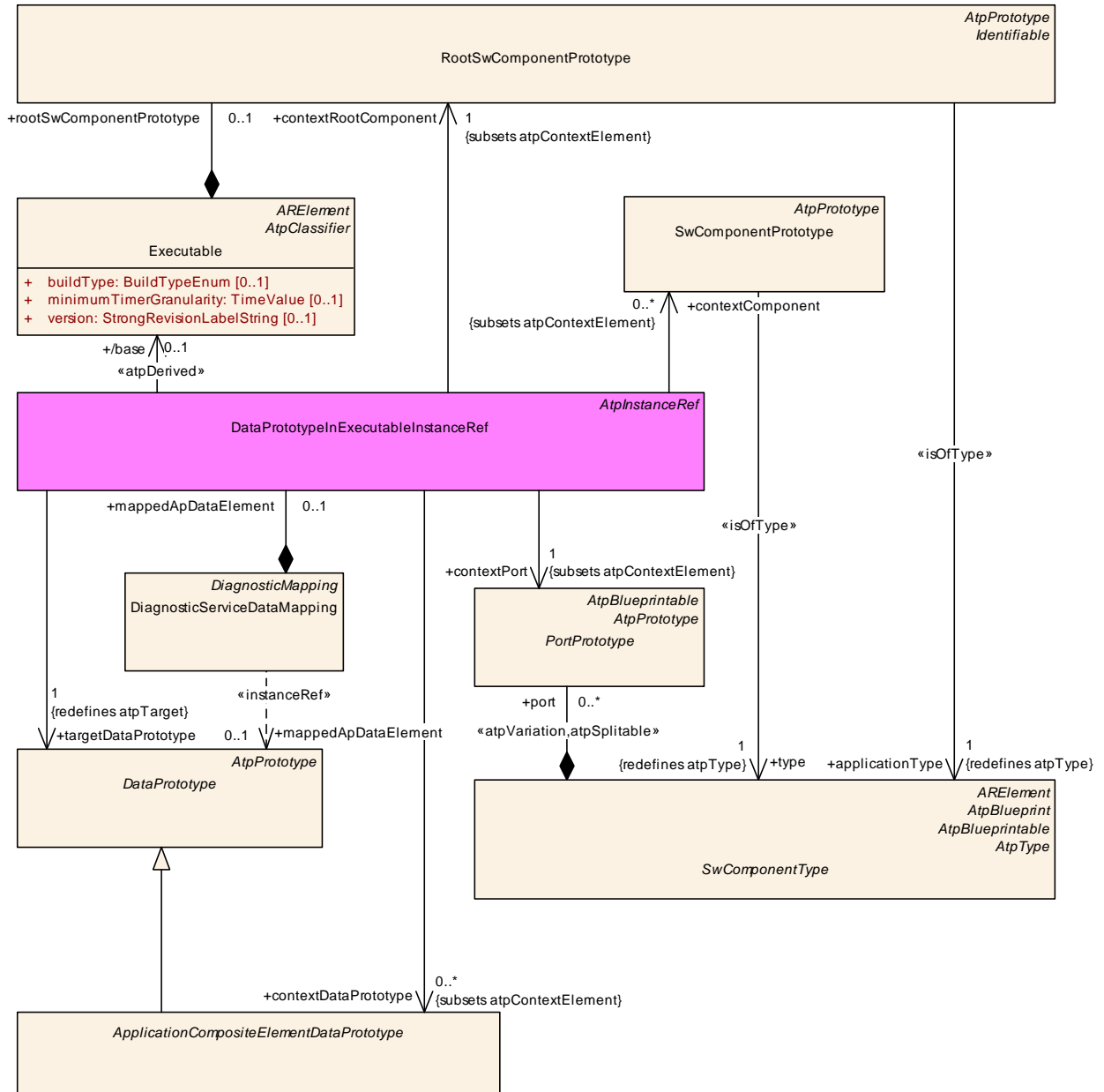


Figure B.15: Modeling of DiagnosticServiceDataMapping via DataPrototypeInExecutableInstanceRef

Class	DataPrototypeInExecutableInstanceRef
Package	M2::AUTOSARTemplates::AdaptivePlatform::DiagnosticDesign::DiagnosticMapping
Note	Tags: atp.Status=draft
Base	ARObject, AtpInstanceRef





Class		DataPrototypeInExecutableInstanceRef		
Attribute	Type	Mul.	Kind	Note
base	Executable	0..1	ref	Stereotypes: atpDerived Tags: atp.Status=draft xml.sequenceOffset=10
context Component	SwComponent Prototype	*	ref	Tags: atp.Status=draft xml.sequenceOffset=30
contextData Prototype	ApplicationComposite ElementDataPrototype	*	ref	Tags: atp.Status=draft xml.sequenceOffset=50
contextPort	PortPrototype	1	ref	Tags: atp.Status=draft xml.sequenceOffset=40
contextRoot Component	RootSwComponent Prototype	1	ref	Tags: atp.Status=draft xml.sequenceOffset=20
targetData Prototype	DataPrototype	1	ref	Tags: atp.Status=draft xml.sequenceOffset=60

Table B.16: DataPrototypeInExecutableInstanceRef

Class		SwcServiceDependencyInExecutableInstanceRef		
Package		M2::AUTOSARTemplates::AdaptivePlatform::DiagnosticDesign::DiagnosticMapping		
Note		Tags: atp.Status=draft		
Base		<i>ARObject, AtpInstanceRef</i>		
Attribute	Type	Mul.	Kind	Note
base	Executable	0..1	ref	Stereotypes: atpDerived Tags: atp.Status=draft xml.sequenceOffset=10
context Component	SwComponent Prototype	*	ref	Tags: atp.Status=draft xml.sequenceOffset=30
contextRoot Component	RootSwComponent Prototype	0..1	ref	Tags: atp.Status=draft xml.sequenceOffset=20
targetSwc Service Dependency	SwcService Dependency	1	ref	Tags: atp.Status=draft xml.sequenceOffset=40

Table B.17: SwcServiceDependencyInExecutableInstanceRef

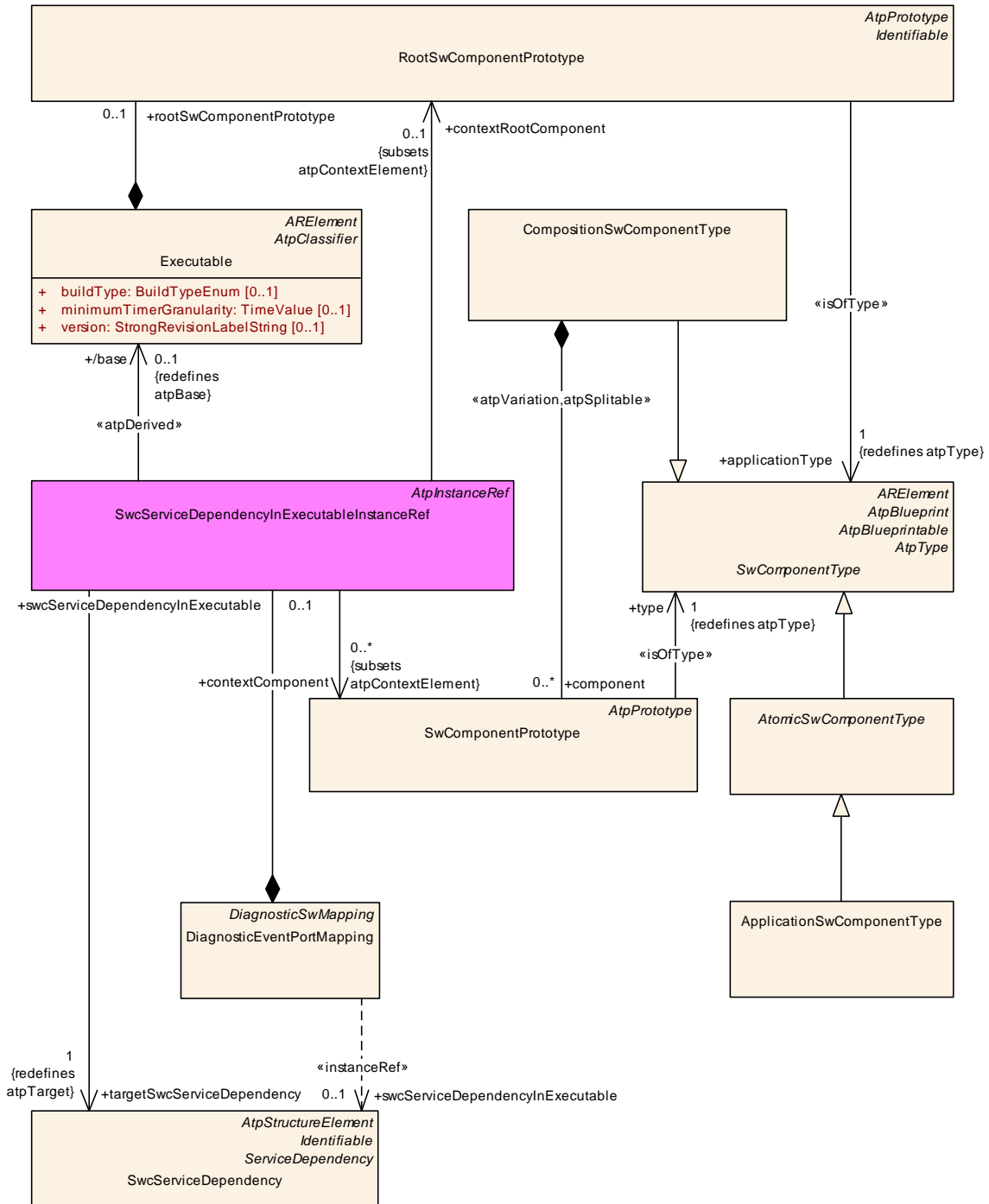


Figure B.16: Modeling of DiagnosticEventPortMapping via SwServiceDependencyInExecutableInstanceRef

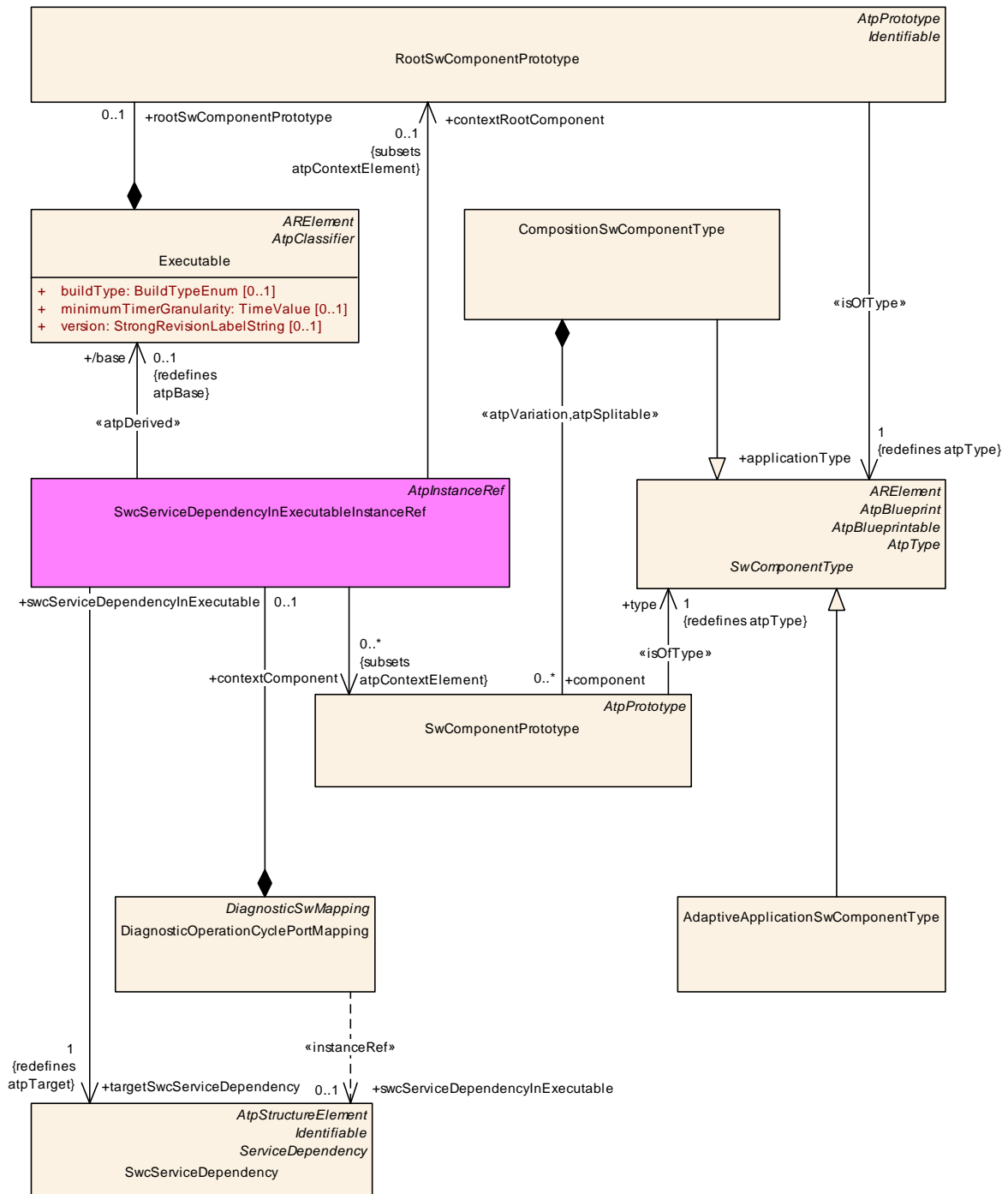


Figure B.17: Modeling of DiagnosticOperationCyclePortMapping via SwServiceDependencyInExecutableInstanceRef

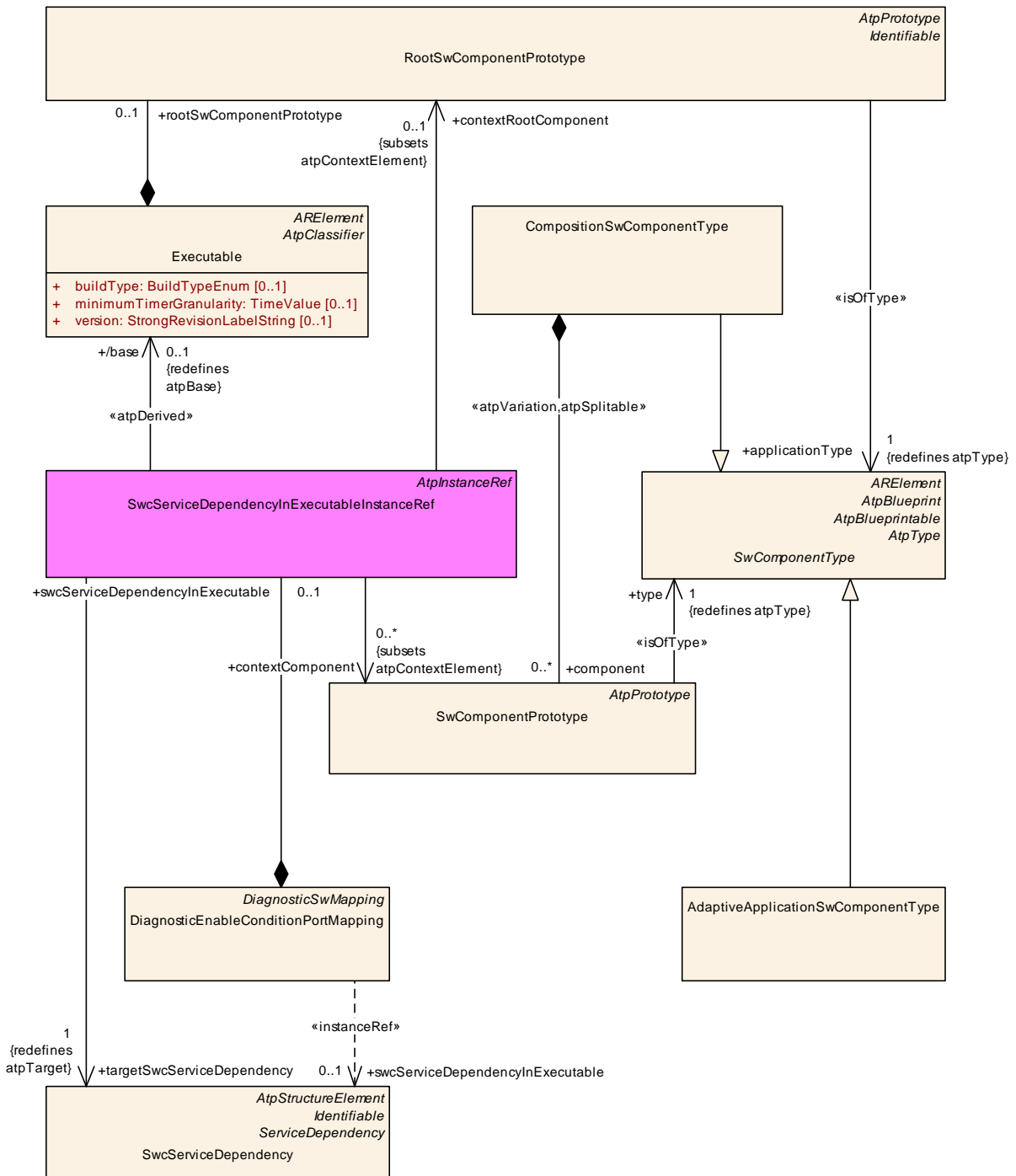


Figure B.18: Modeling of DiagnosticEnableConditionPortMapping via SwServiceDependencyInExecutableInstanceRef

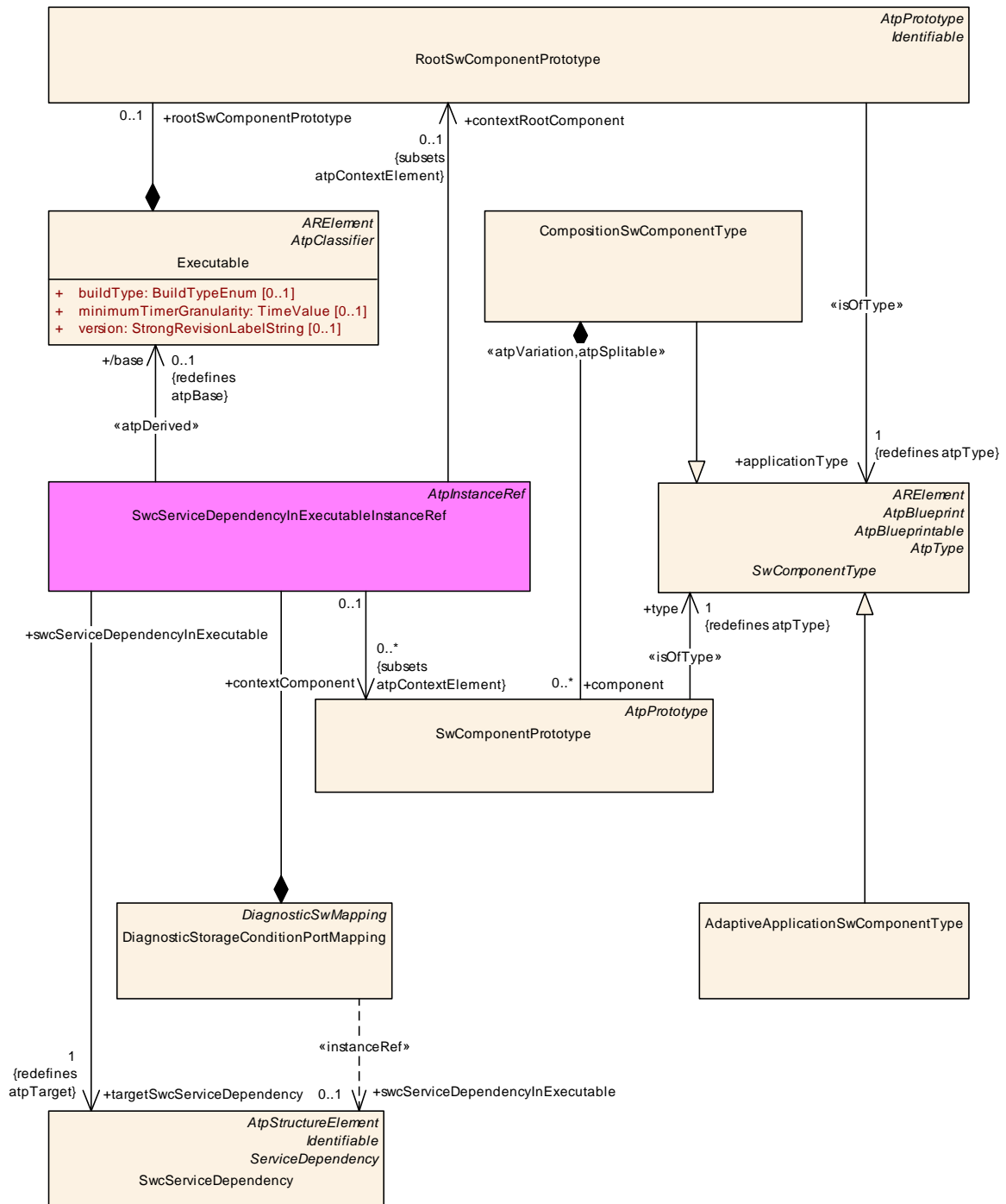


Figure B.19: Modeling of DiagnosticStorageConditionPortMapping via SwcServiceDependencyInExecutableInstanceRef

B.7 Modeling of REST-related InstanceRefs

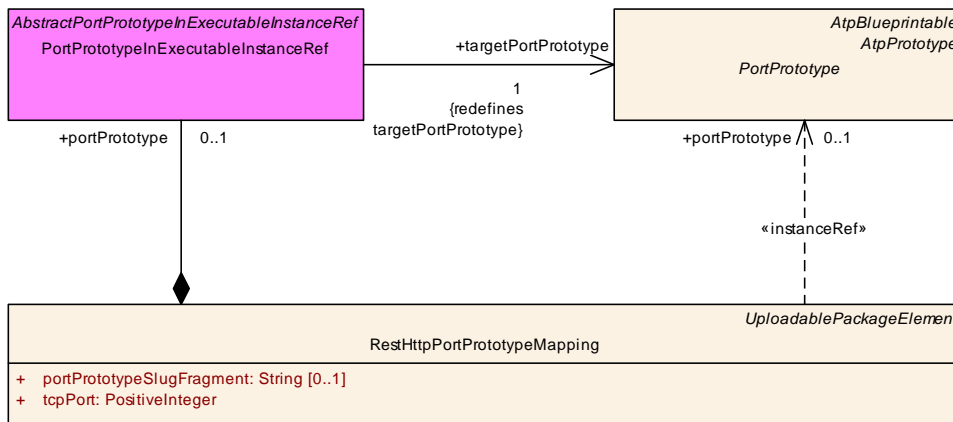


Figure B.20: Modeling of reference `RestHttpPortPrototypeMapping.portPrototype`

B.8 Modeling of PHM-related InstanceRefs

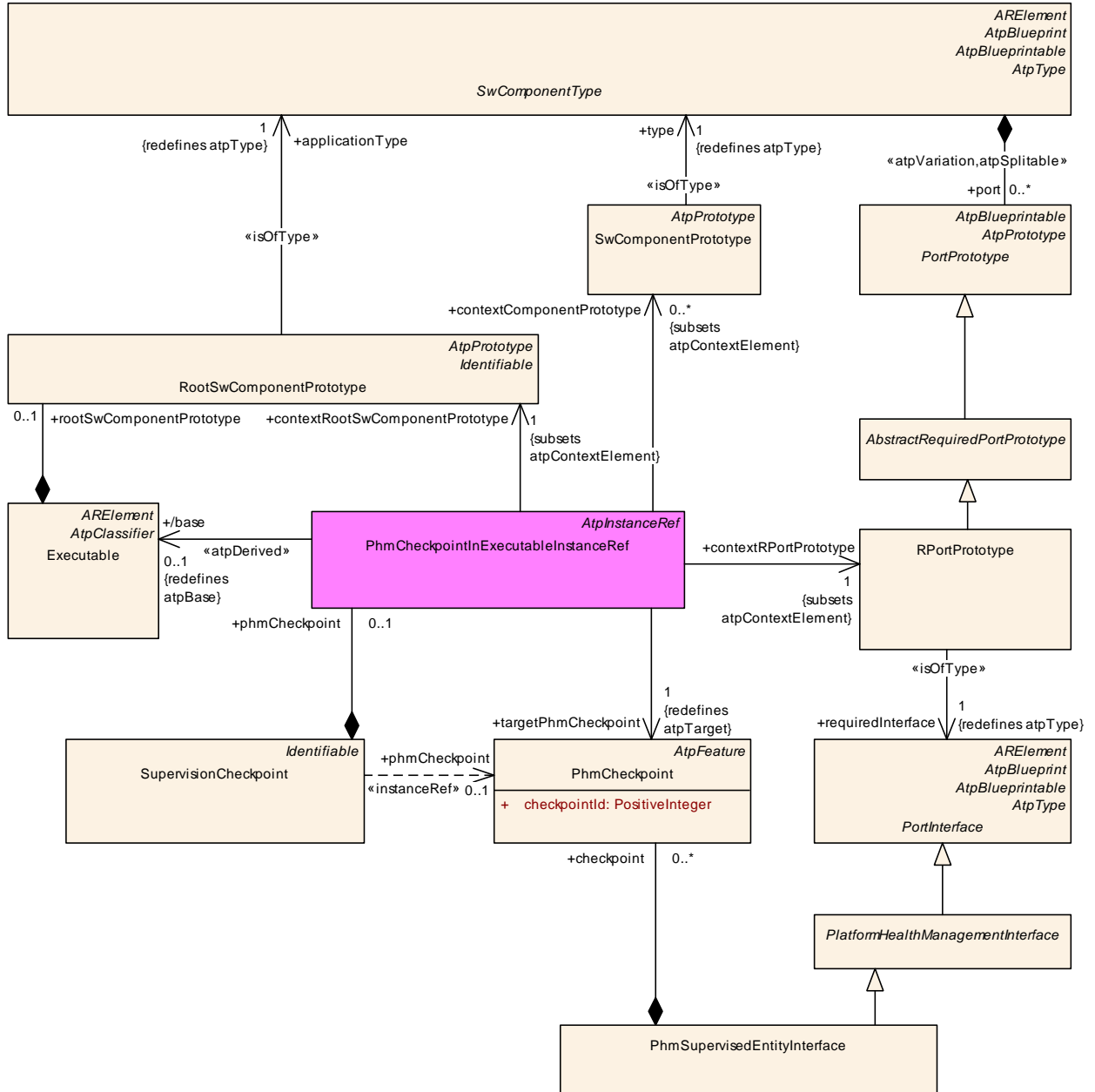


Figure B.21: Modeling of **PhmCheckpointInExecutableInstanceRef**

Class	PhmCheckpointInExecutableInstanceRef
Package	M2::AUTOSARTemplates::AdaptivePlatform::PlatformModuleDeployment::PlatformHealth Management::InstanceRefs
Note	Tags: atp.Status=draft
Base	ARObject, AtpInstanceRef





Class	PhmCheckpointInExecutableInstanceRef			
Attribute	Type	Mul.	Kind	Note
base	Executable	0..1	ref	Stereotypes: atpDerived Tags: atp.Status=draft xml.sequenceOffset=10
context Component Prototype	SwComponent Prototype	*	ref	Tags: atp.Status=draft xml.sequenceOffset=30
contextRPort Prototype	RPortPrototype	1	ref	Tags: atp.Status=draft xml.sequenceOffset=40
contextRootSw Component Prototype	RootSwComponent Prototype	1	ref	Tags: atp.Status=draft xml.sequenceOffset=20
targetPhm Checkpoint	PhmCheckpoint	1	ref	Tags: atp.Status=draft xml.sequenceOffset=50

Table B.18: PhmCheckpointInExecutableInstanceRef

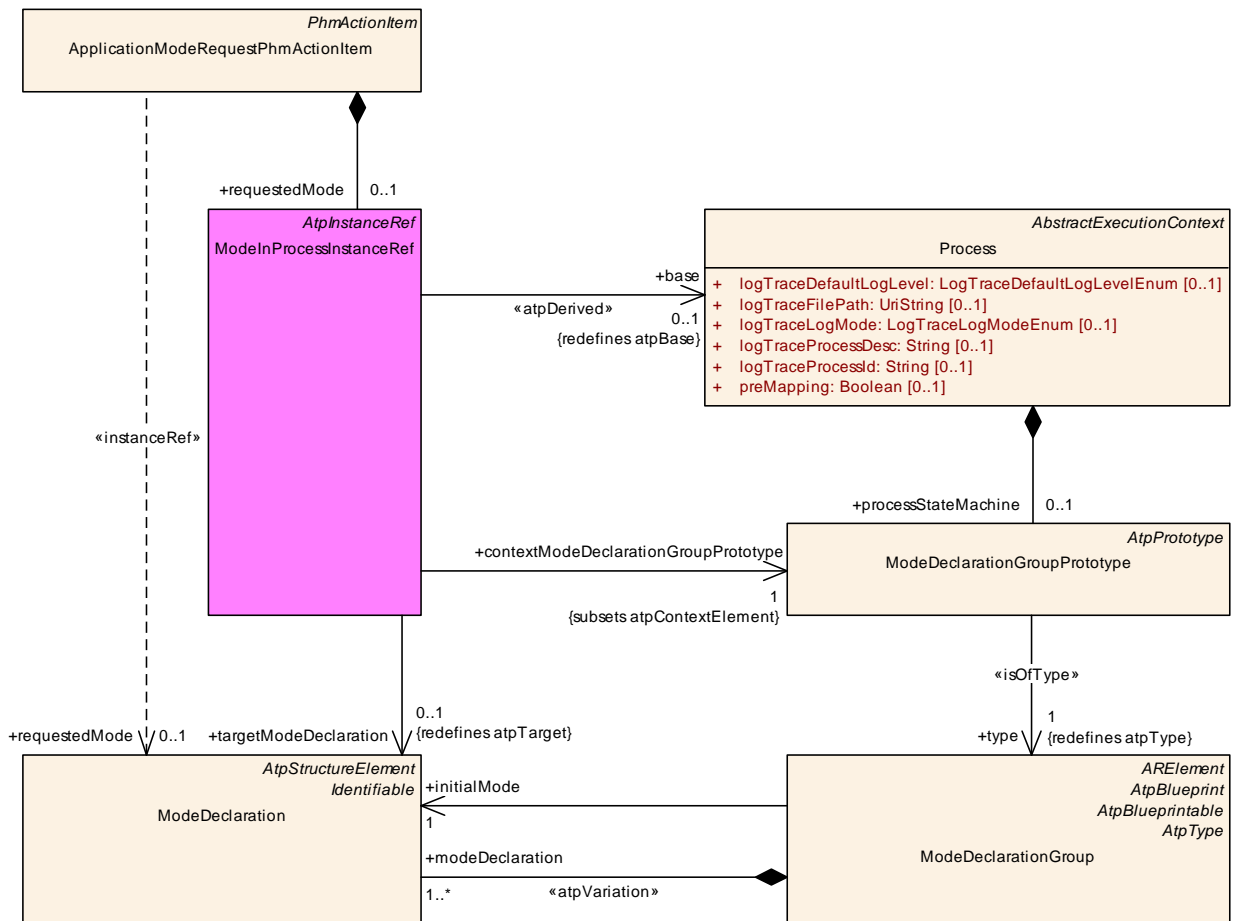


Figure B.22: Modeling of ApplicationModeRequestPhmActionItem.requestedMode

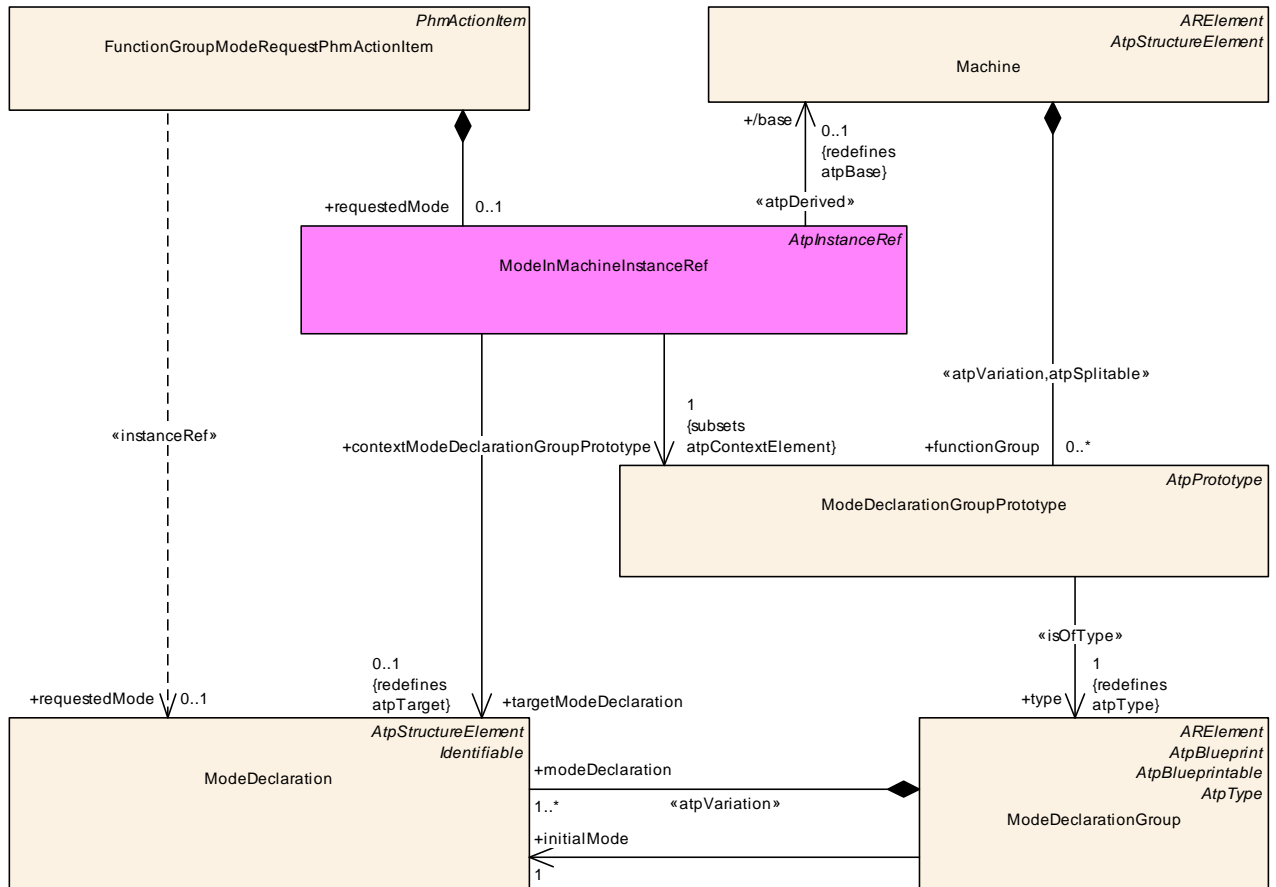


Figure B.23: Modeling of `FunctionGroupModeRequestPhmActionItem.requestedMode`



Class	PhmHealthChannelStatusInExecutableInstanceRef			
context Component Prototype	SwComponent Prototype	*	ref	Tags: atp.Status=draft xml.sequenceOffset=30
contextRPort Prototype	RPortPrototype	1	ref	Tags: atp.Status=draft xml.sequenceOffset=40
contextRootSw Component Prototype	RootSwComponent Prototype	1	ref	Tags: atp.Status=draft xml.sequenceOffset=20
targetStatus	PhmHealthChannel Status	1	ref	Tags: atp.Status=draft xml.sequenceOffset=50

Table B.19: PhmHealthChannelStatusInExecutableInstanceRef

B.9 Modeling of Time-related InstanceRefs

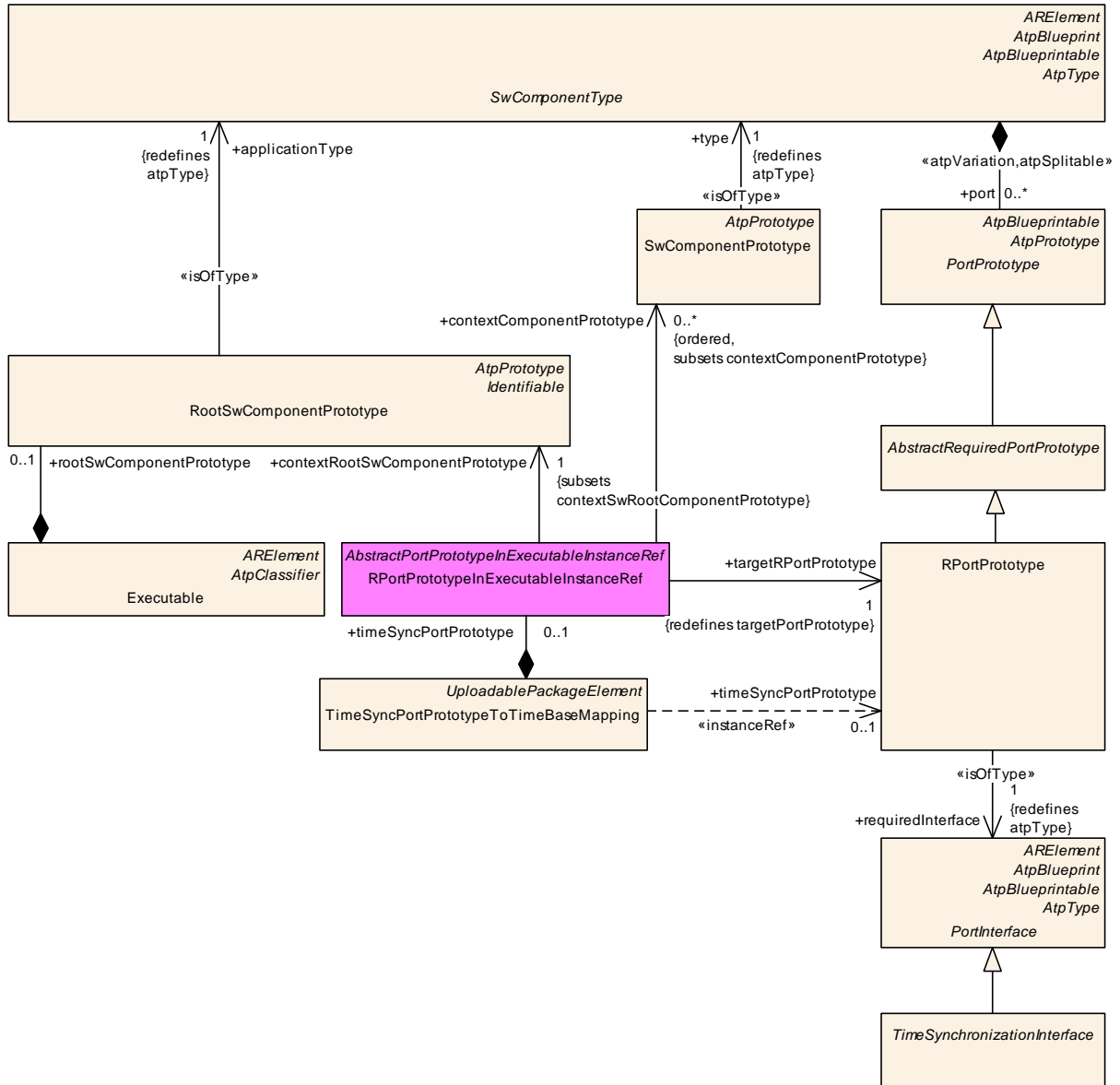


Figure B.25: Modeling of `TimeSyncPortPrototypeToTimeBaseMapping.timeSyncPortPrototype`

B.10 Modeling of Persistency-related InstanceRefs

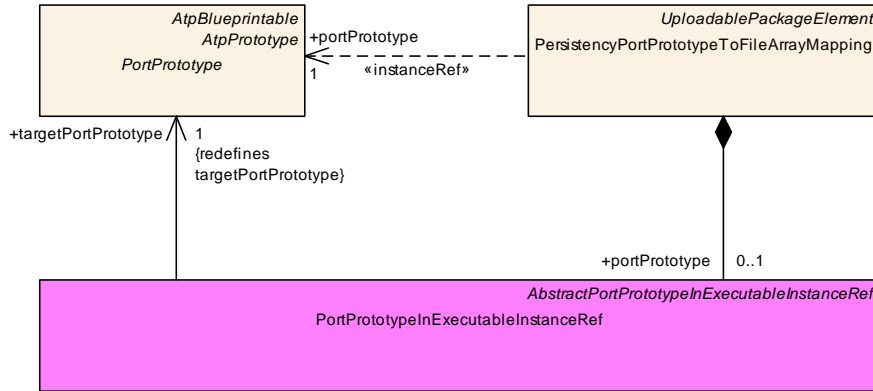


Figure B.26: Modeling of *PersistencyPortPrototypeToFileArrayMapping.portPrototype*

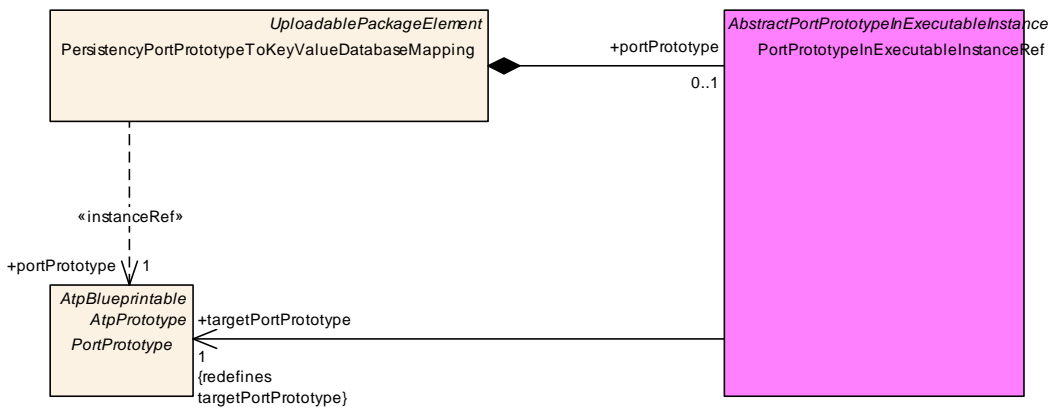


Figure B.27: Modeling of *PersistencyPortPrototypeToKeyValueDatabaseMapping.portPrototype*

B.11 Modeling of diagnostic-related InstanceRefs

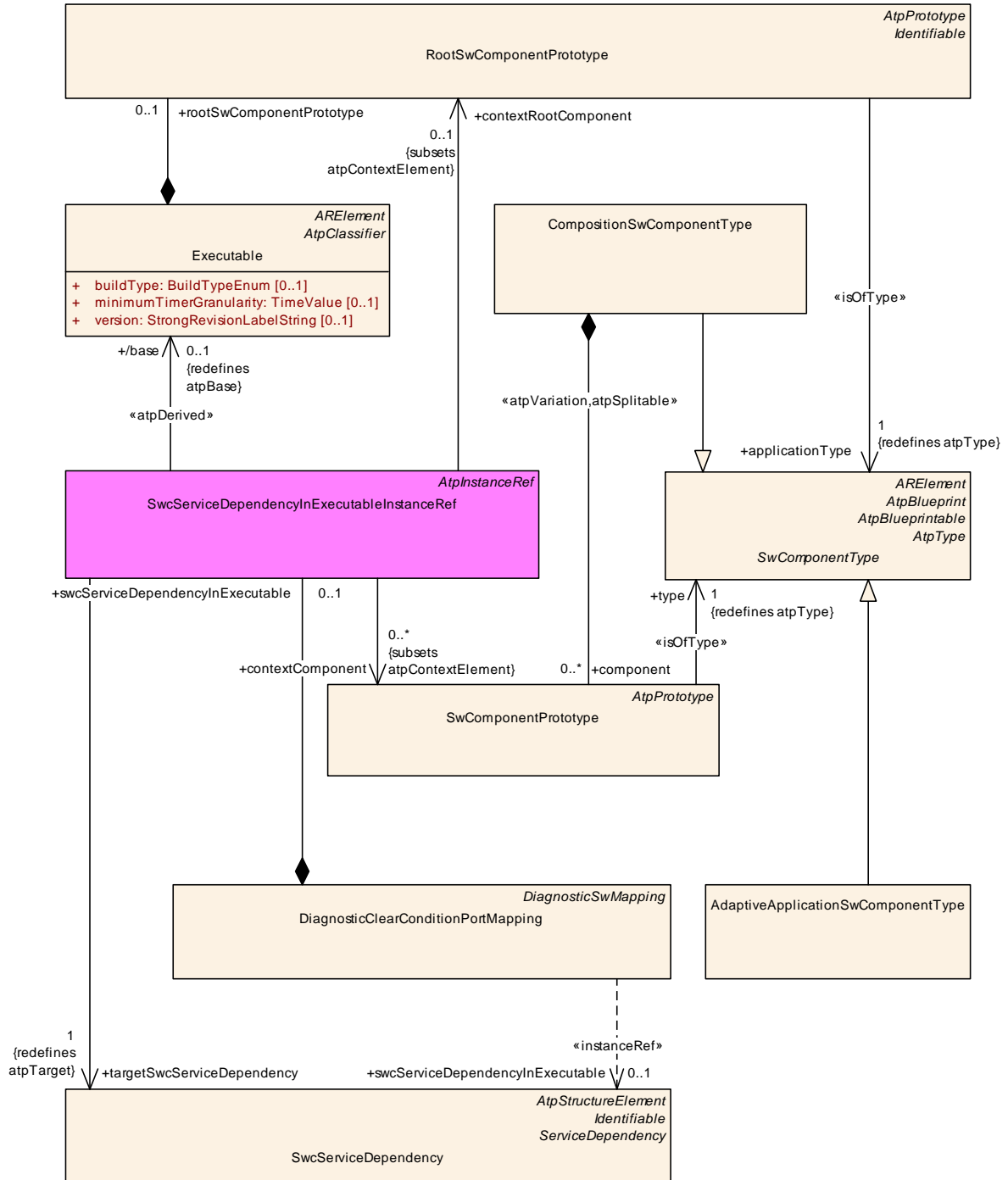


Figure B.28: Modeling of **DiagnosticClearConditionPortMapping**

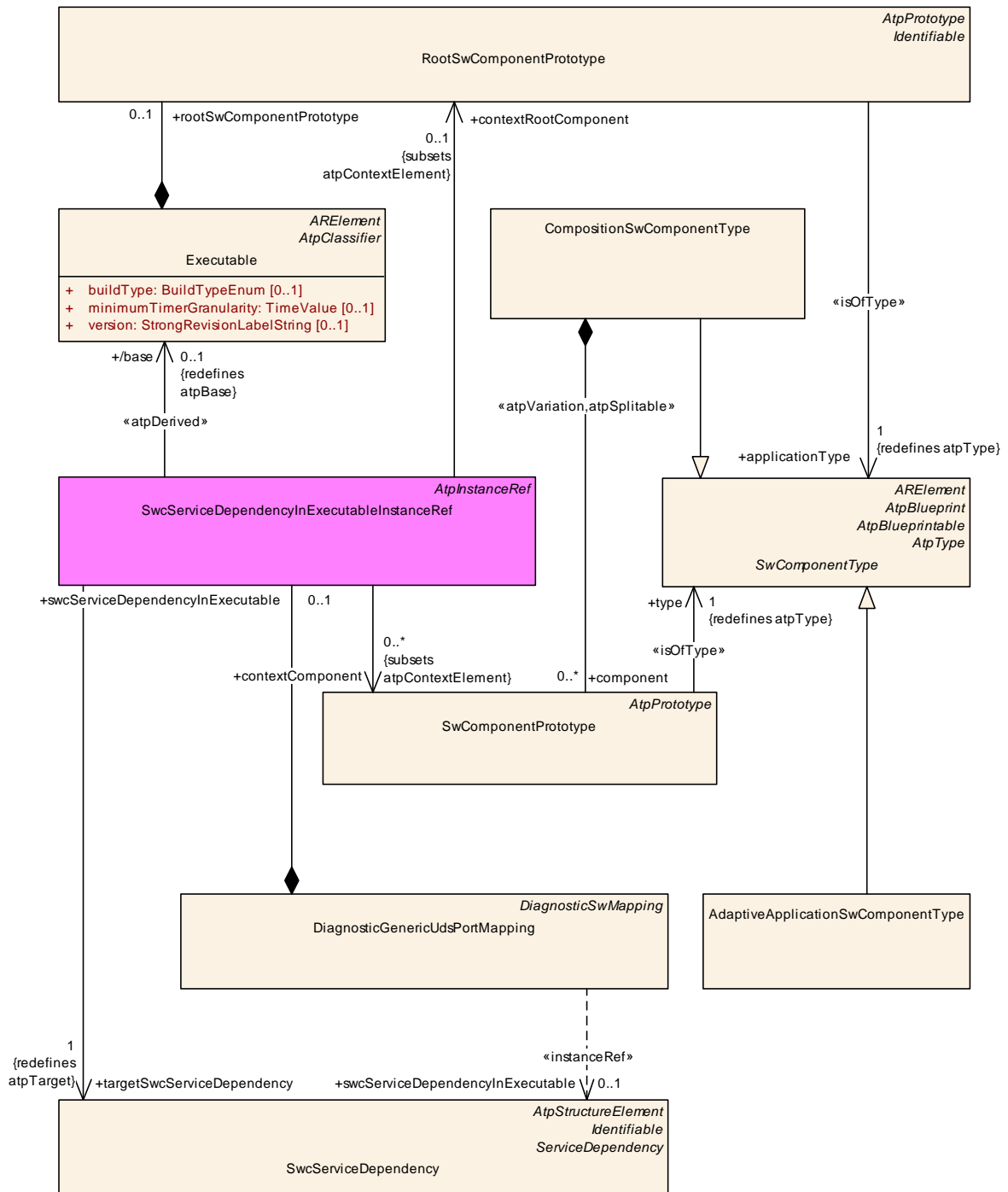


Figure B.29: Modeling of DiagnosticGenericUdsPortMapping

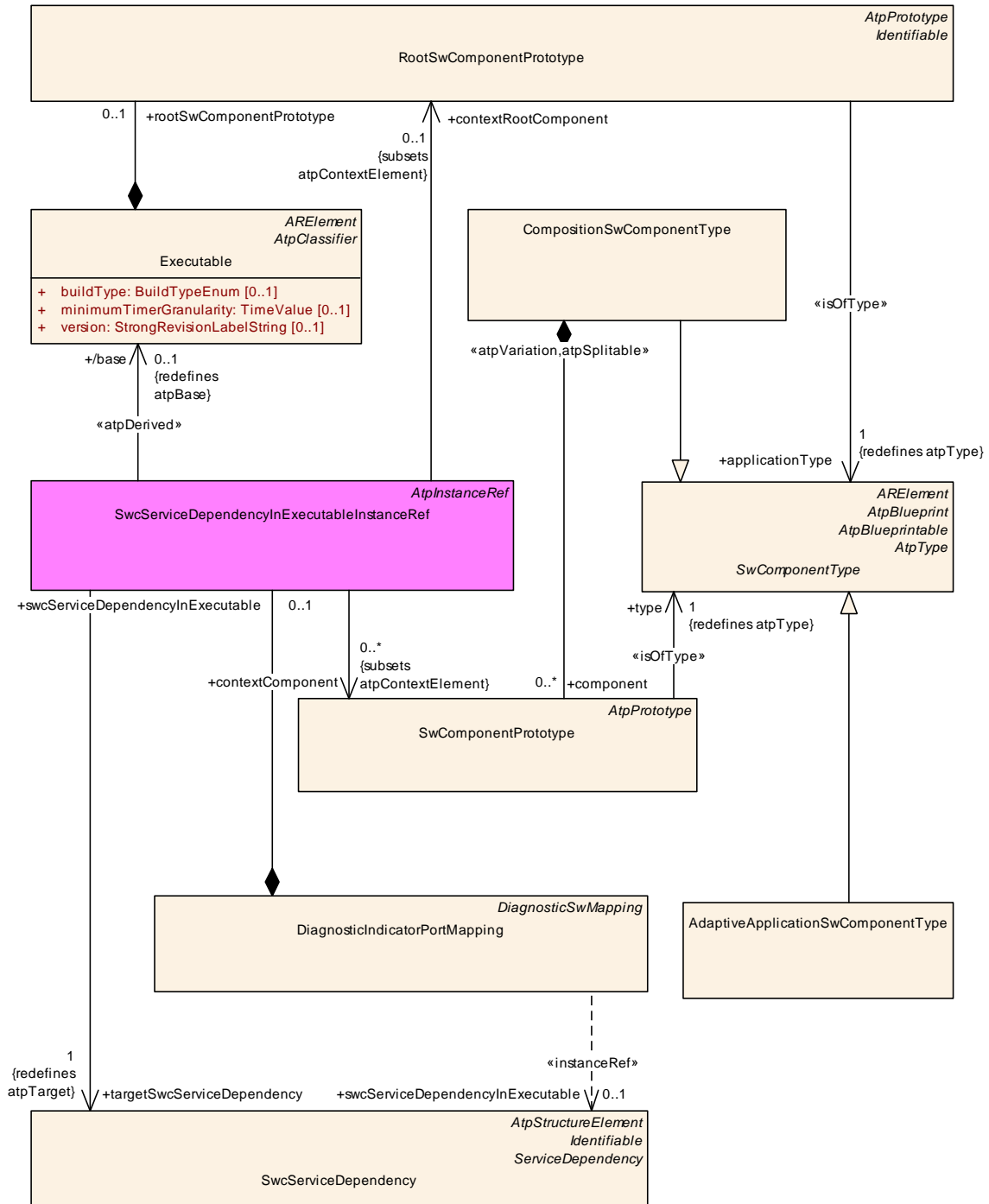


Figure B.30: Modeling of DiagnosticIndicatorPortMapping

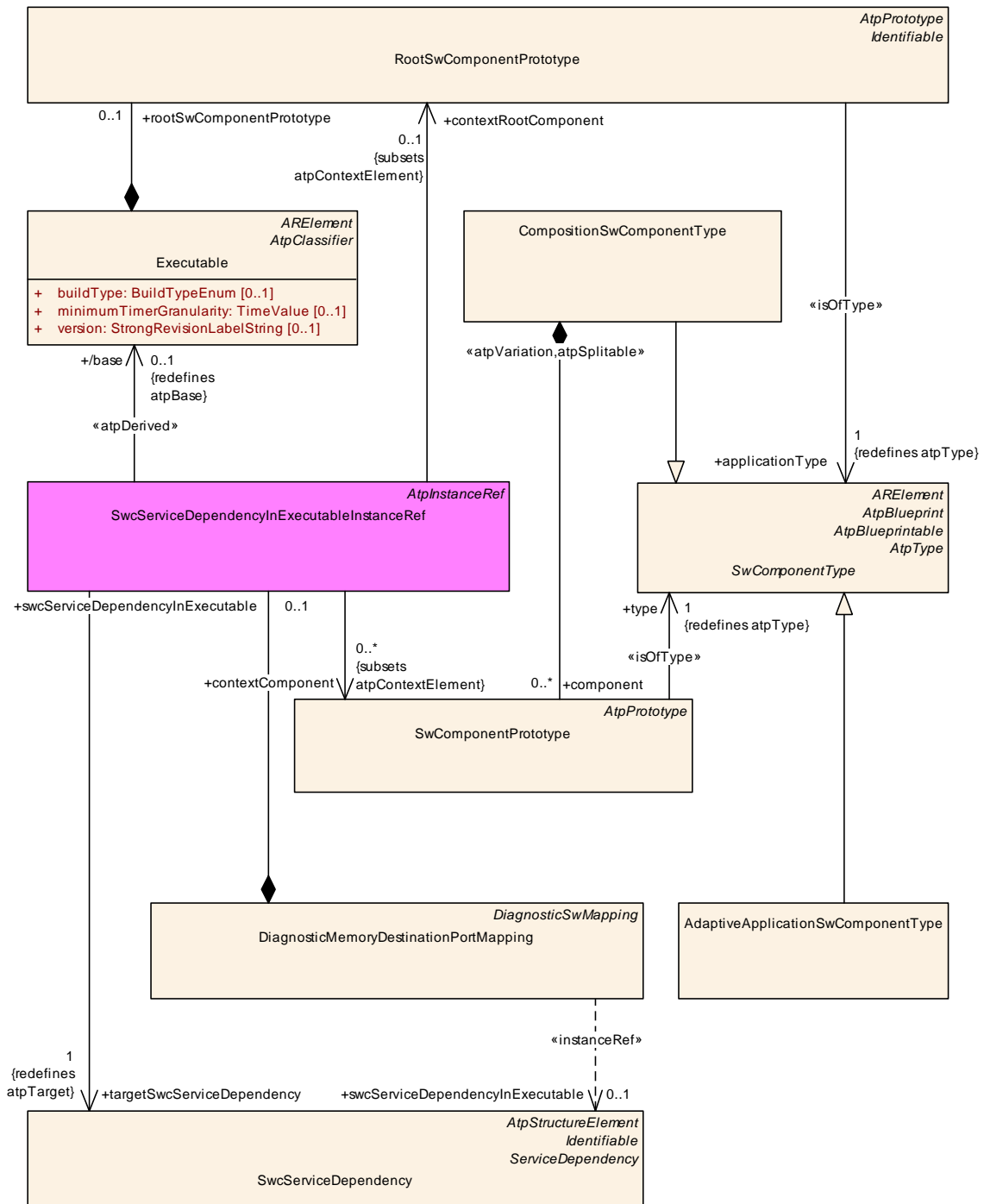


Figure B.31: Modeling of DiagnosticMemoryDestinationPortMapping

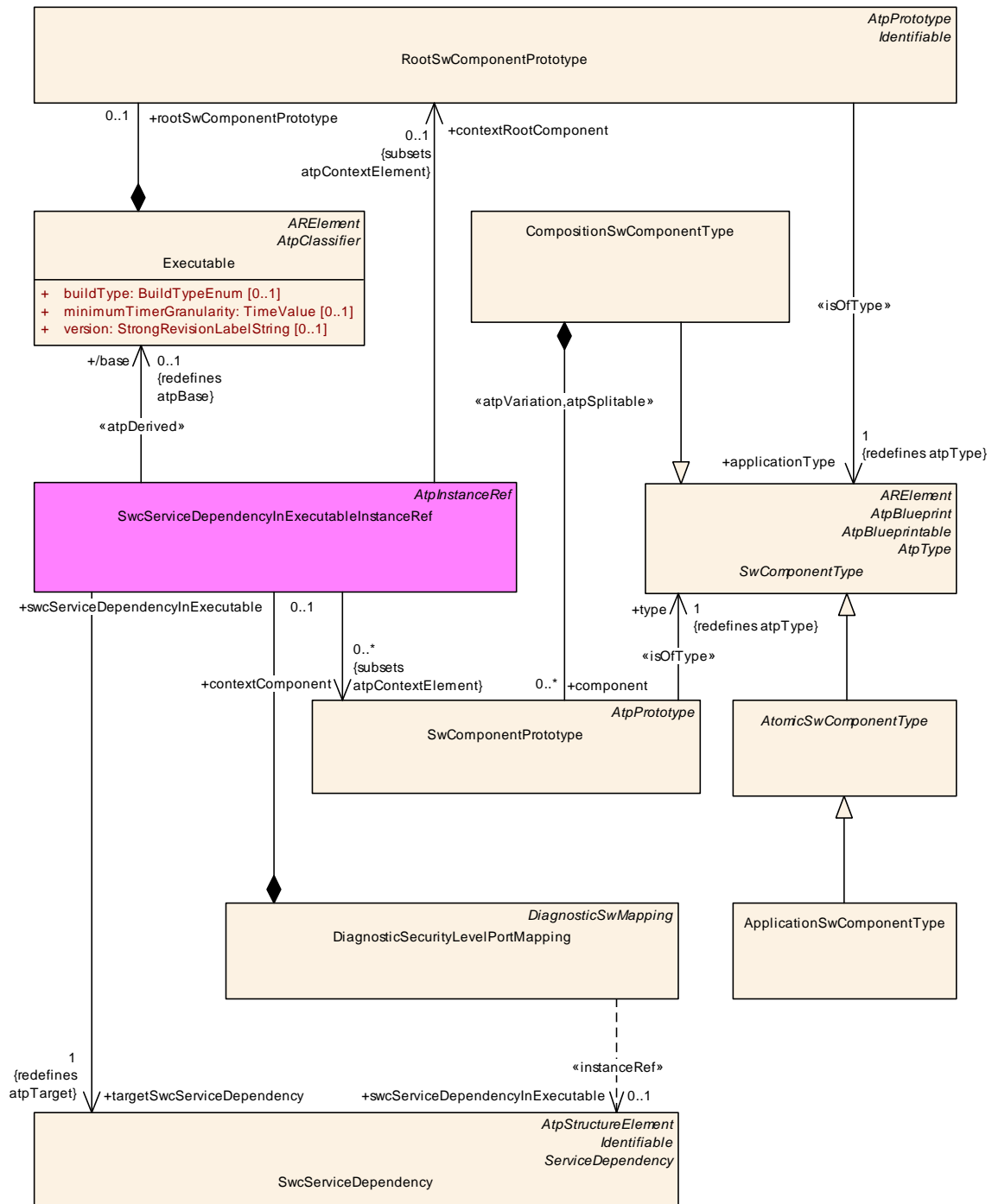


Figure B.32: Modeling of DiagnosticSecurityLevelPortMapping

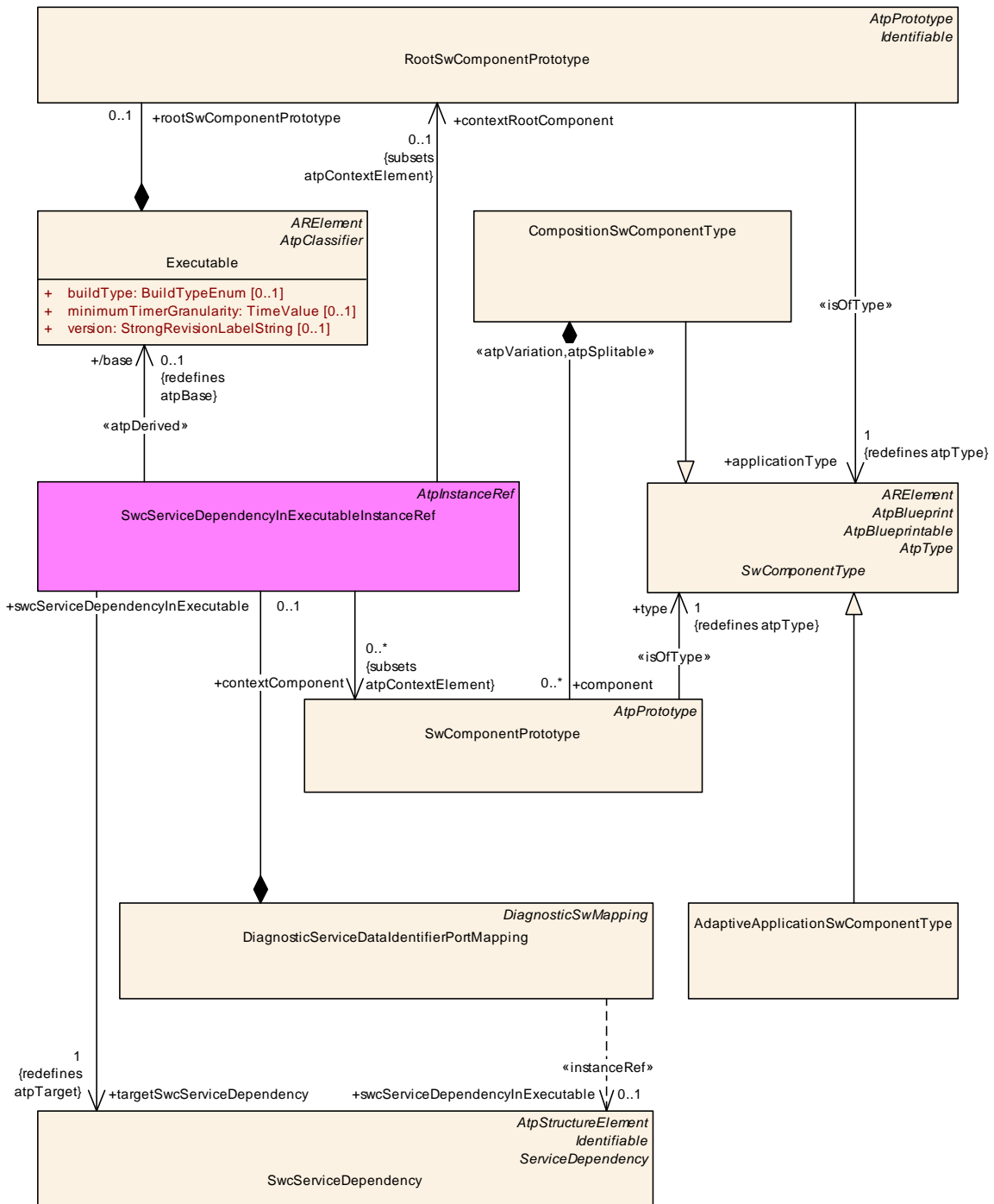


Figure B.34: Modeling of DiagnosticServiceDataIdentifierPortMapping

C Mentioned Class Tables

For the sake of completeness, this chapter contains a set of class tables representing meta-classes mentioned in the context of this document but which are not contained directly in the scope of describing specific meta-model semantics.

Class	ARElement (abstract)			
Package	M2::AUTOSARTemplates::GenericStructure::GeneralTemplateClasses::ARPackage			
Note	An element that can be defined stand-alone, i.e. without being part of another element (except for packages of course).			
Base	<i>ARObject</i> , <i>CollectableElement</i> , <i>Identifiable</i> , <i>MultilanguageReferrable</i> , <i>PackageableElement</i> , <i>Referrable</i>			
Subclasses	AclObjectSet, AclOperation, AclPermission, AclRole, AliasNameSet, Allocator , ApplicationPartition, AutosarDataType , <i>BaseType</i> , BlueprintMappingSet, BswEntryRelationshipSet, BswModuleDescription, BswModuleEntry, BuildActionManifest, CalibrationParameterValueSet, ClientIdDefinitionSet, ClientServerInterfaceToBswModuleEntryBlueprintMapping, Collection, CompuMethod , ConsistencyNeedsBlueprintSet, ConstantSpecification, ConstantSpecificationMappingSet, CryptoNeedToPortPrototypeMapping, CryptoServiceCertificate , CryptoServiceKey , CryptoServicePrimitive , DataConstr , DataExchangePoint, DataTransformationSet, DataTypeMappingSet , <i>DiagnosticCommonElement</i> , DiagnosticConnection, DiagnosticContributionSet , DiagnosticMasterToSlaveEventMappingSet, Documentation , EcucDefinitionCollection, EcucDestinationUriDefSet, EcucModuleConfigurationValues, EcucModuleDef, EcucValueCollection, EndToEndProtectionSet, EvaluatedVariantSet, Executable , FMFeature, FMFeatureMap, FMFeatureModel, FMFeatureSelectionSet, FlatMap, GeneralPurposeConnection, Grant , GrantDesign , HwCategory , HwElement , HwType, IPv6ExtHeaderFilterSet, <i>Implementation</i> , InterfaceMappingSet , InterpolationRoutineMappingSet, J1939ControllerApplication, KeywordSet, LifeCycleInfoSet, LifeCycleStateDefinitionGroup, Machine , McFunction, McGroup, ModeDeclarationGroup , ModeDeclarationMappingSet, PhmContributionToMachineMapping , PhysicalDimension , PhysicalDimensionMappingSet, PortInterface , PortInterfaceMappingSet, PortPrototypeBlueprint, PostBuildVariantCriterion, PostBuildVariantCriterionValueSet, PredefinedVariant, ProcessDesign , ProcessDesignToMachineDesignMappingSet, RapidPrototypingScenario, SdgDef, SecureComPropsSet , ServiceInstanceToSignalMappingSet , ServiceInterfaceMappingSet , SoftwareCluster , SoftwareClusterDesign , SoftwarePackage , SomeipDataPrototypeTransformationProps , SomeipSdClientEventGroupTimingConfig , SomeipSdClientServiceInstanceConfig , SomeipSdServerEventGroupTimingConfig , SomeipSdServerServiceInstanceConfig , SwAddrMethod, SwAxisType, SwComponentType , SwRecordLayout , SwSystemconst, SwSystemconstantValueSet, SwcBswMapping, System , SystemSignal , SystemSignalGroup, TcpOptionFilterSet, TimingExtension , TransformationPropsSet , TransformationPropsToServiceInterfaceElementMappingSet , Unit , UnitGroup, UploadablePackageElement , ViewMapSet			
Attribute	Type	Mul.	Kind	Note
–	–	–	–	–

Table C.1: ARElement

Class	ARPackage			
Package	M2::AUTOSARTemplates::GenericStructure::GeneralTemplateClasses::ARPackage			
Note	AUTOSAR package, allowing to create top level packages to structure the contained ARElements. ARPackages are open sets. This means that in a file based description system multiple files can be used to partially describe the contents of a package. This is an extended version of MSR's SW-SYSTEM.			
Base	<i>ARObject</i> , <i>AtpBlueprint</i> , <i>AtpBlueprintable</i> , <i>CollectableElement</i> , <i>Identifiable</i> , <i>MultilanguageReferrable</i> , <i>Referrable</i>			
Attribute	Type	Mul.	Kind	Note
–	–	–	–	–





Class	ARPackage			
arPackage	ARPackage	*	aggr	This represents a sub package within an ARPackage, thus allowing for an unlimited package hierarchy. Stereotypes: atpSplitable; atpVariation Tags: atp.Splitkey=shortName, variationPoint.shortLabel vh.latestBindingTime=blueprintDerivationTime xml.sequenceOffset=30
element	PackageableElement	*	aggr	Elements that are part of this package Stereotypes: atpSplitable; atpVariation Tags: atp.Splitkey=shortName, variationPoint.shortLabel vh.latestBindingTime=systemDesignTime xml.sequenceOffset=20
referenceBase	ReferenceBase	*	aggr	This denotes the reference bases for the package. This is the basis for all relative references within the package. The base needs to be selected according to the base attribute within the references. Stereotypes: atpSplitable Tags: atp.Splitkey=shortLabel xml.sequenceOffset=10

Table C.2: ARPackage

Class	AbstractProvidedPortPrototype (abstract)			
Package	M2::AUTOSARTemplates::SWComponentTemplate::Components			
Note	This abstract class provides the ability to become a provided PortPrototype.			
Base	<i>ARObject</i> , <i>AtpBlueprintable</i> , <i>AtpFeature</i> , <i>AtpPrototype</i> , <i>Identifiable</i> , <i>MultilanguageReferrable</i> , <i>PortPrototype</i> , <i>Referrable</i>			
Subclasses	PPortPrototype , PRPortPrototype			
Attribute	Type	Mul.	Kind	Note
providedComSpec	PPortComSpec	*	aggr	Provided communication attributes per interface element (data element or operation).

Table C.3: AbstractProvidedPortPrototype

Class	AbstractRequiredPortPrototype (abstract)			
Package	M2::AUTOSARTemplates::SWComponentTemplate::Components			
Note	This abstract class provides the ability to become a required PortPrototype.			
Base	<i>ARObject</i> , <i>AtpBlueprintable</i> , <i>AtpFeature</i> , <i>AtpPrototype</i> , <i>Identifiable</i> , <i>MultilanguageReferrable</i> , <i>PortPrototype</i> , <i>Referrable</i>			
Subclasses	PRPortPrototype , RPortPrototype			
Attribute	Type	Mul.	Kind	Note
requiredComSpec	RPortComSpec	*	aggr	Required communication attributes, one for each interface element.

Table C.4: AbstractRequiredPortPrototype

Class	AdminData			
Package	M2::MSR::AsamHdo::AdminData			
Note	AdminData represents the ability to express administrative information for an element. This administration information is to be treated as meta-data such as revision id or state of the file. There are basically four kinds of meta-data <ul style="list-style-type: none"> • The language and/or used languages. • Revision information covering e.g. revision number, state, release date, changes. Note that this information can be given in general as well as related to a particular company. • Document meta-data specific for a company 			
Base	ARObject			
Attribute	Type	Mul.	Kind	Note
docRevision (ordered)	DocRevision	*	aggr	This allows to denote information about the current revision of the object. Note that information about previous revisions can also be logged here. The entries shall be sorted descendant by date in order to reflect the history. Therefore the most recent entry representing the current version is denoted first. Tags: xml.roleElement=true xml.roleWrapperElement=true xml.sequenceOffset=50 xml.typeElement=false xml.typeWrapperElement=false
language	LEnum	0..1	attr	This attribute specifies the master language of the document or the document fragment. The master language is the one in which the document is maintained and from which the other languages are derived from. In particular in case of inconsistencies, the information in the master language is priority. Tags: xml.sequenceOffset=20
sdg	Sdg	*	aggr	This property allows to keep special data which is not represented by the standard model. It can be utilized to keep e.g. tool specific data. Tags: xml.roleElement=true xml.roleWrapperElement=true xml.sequenceOffset=60 xml.typeElement=false xml.typeWrapperElement=false
usedLanguages	MultiLanguagePlainText	0..1	aggr	This property specifies the languages which are provided in the document. Therefore it should only be specified in the top level admin data. For each language provided in the document there is one entry in MultiLanguagePlainText. The content of each entry can be used for illustration of the language. The used language itself depends on the language attribute in the entry. Tags: xml.sequenceOffset=30

Table C.5: AdminData

Class	ApplicationArrayDataType
Package	M2::AUTOSARTemplates::SWComponentTemplate::Datatype::Datatypes
Note	An application data type which is an array, each element is of the same application data type. Tags: atp.recommendedPackage=ApplicationDataTypes





Class	ApplicationArrayDataType			
Base	ARElement , ARObject , ApplicationCompositeDataType , ApplicationDataType , AtpBlueprint , AtpBlueprintable , AtpClassifier , AtpType , AutosarDataType , CollectableElement , Identifiable , MultilanguageReferrable , PackageableElement , Referrable			
Attribute	Type	Mul.	Kind	Note
dynamicArraySizeProfile	String	0..1	attr	Specifies the profile which the array will follow if it is a variable size array.
element	ApplicationArrayElement	1	aggr	This association implements the concept of an array element. That is, in some cases it is necessary to be able to identify single array elements, e.g. as input values for an interpolation routine.

Table C.6: ApplicationArrayDataType

Class	ApplicationArrayElement			
Package	M2::AUTOSARTemplates::SWComponentTemplate::Datatype::DataPrototypes			
Note	Describes the properties of the elements of an application array data type.			
Base	ARObject , ApplicationCompositeElementDataPrototype , AtpFeature , AtpPrototype , DataPrototype , Identifiable , MultilanguageReferrable , Referrable			
Attribute	Type	Mul.	Kind	Note
arraySizeHandling	ArraySizeHandlingEnum	0..1	attr	The way how the size of the array is handled.
arraySizeSemantics	ArraySizeSemanticsEnum	0..1	attr	This attribute controls how the information about the array size shall be interpreted.
indexDataType	ApplicationPrimitiveDataType	0..1	ref	This reference can be taken to assign a CompuMethod of category TEXTTABLE to the array. The texttable entries associate a textual value to an index number such that the element with that index number is represented by a symbolic name.
maxNumberOfElements	PositiveInteger	0..1	attr	The maximum number of elements that the array can contain. Stereotypes: atpVariation Tags: vh.latestBindingTime=preCompileTime

Table C.7: ApplicationArrayElement

Class	ApplicationCompositeDataType (abstract)			
Package	M2::AUTOSARTemplates::SWComponentTemplate::Datatype::Datatypes			
Note	Abstract base class for all application data types composed of other data types.			
Base	ARElement , ARObject , ApplicationDataType , AtpBlueprint , AtpBlueprintable , AtpClassifier , AtpType , AutosarDataType , CollectableElement , Identifiable , MultilanguageReferrable , PackageableElement , Referrable			
Subclasses	ApplicationArrayDataType , ApplicationAssocMapDataType , ApplicationRecordDataType			
Attribute	Type	Mul.	Kind	Note
–	–	–	–	–

Table C.8: ApplicationCompositeDataType

Class	ApplicationError			
Package	M2::AUTOSARTemplates::SWComponentTemplate::PortInterface			
Note	This is a user-defined error that is associated with an element of an AUTOSAR interface. It is specific for the particular functionality or service provided by the AUTOSAR software component.			
Base	<i>ARObject</i> , <i>Identifiable</i> , <i>MultilanguageReferrable</i> , <i>Referrable</i>			
Attribute	Type	Mul.	Kind	Note
errorCode	Integer	1	attr	The RTE generator is forced to assign this value to the corresponding error symbol. Note that for error codes certain ranges are predefined (see RTE specification).

Table C.9: ApplicationError

Class	ApplicationRuleBasedValueSpecification			
Package	M2::AUTOSARTemplates::CommonStructure::Constants			
Note	This meta-class represents rule based values for DataPrototypes typed by ApplicationDataTypes (ApplicationArrayDataType or a compound ApplicationPrimitiveDataType which also boils down to an array-nature).			
Base	<i>ARObject</i> , <i>AbstractRuleBasedValueSpecification</i> , <i>ValueSpecification</i>			
Attribute	Type	Mul.	Kind	Note
category	Identifier	1	attr	This represents the category of the RuleBasedValue Specification Tags: xml.sequenceOffset=-20
swAxisCont (ordered)	RuleBasedAxisCont	*	aggr	This represents the axis values of a Compound Primitive Data Type (curve or map). The first swAxisCont describes the x-axis, the second swAxisCont describes the y-axis, the third swAxisCont describes the z-axis. In addition to this, the axis can be denoted in swAxisIndex.
swValueCont	RuleBasedValueCont	0..1	aggr	This represents the values of an array or Compound Primitive Data Type.

Table C.10: ApplicationRuleBasedValueSpecification

Class	ApplicationSwComponentType			
Package	M2::AUTOSARTemplates::SWComponentTemplate::Components			
Note	The ApplicationSwComponentType is used to represent the application software. Tags: atp.recommendedPackage=SwComponentTypes			
Base	<i>ARElement</i> , <i>ARObject</i> , <i>AtomicSwComponentType</i> , <i>AtpBlueprint</i> , <i>AtpBlueprintable</i> , <i>AtpClassifier</i> , <i>AtpType</i> , <i>CollectableElement</i> , <i>Identifiable</i> , <i>MultilanguageReferrable</i> , <i>PackageableElement</i> , <i>Referrable</i> , <i>SwComponentType</i>			
Attribute	Type	Mul.	Kind	Note
–	–	–	–	–

Table C.11: ApplicationSwComponentType

Class	ApplicationValueSpecification			
Package	M2::AUTOSARTemplates::CommonStructure::Constants			
Note	<p>This meta-class represents values for DataPrototypes typed by ApplicationDataTypes (this includes in particular compound primitives).</p> <p>For further details refer to ASAM CDF 2.0. This meta-class corresponds to some extent with SW-INSTANCE in ASAM CDF 2.0.</p>			
Base	<i>AObject</i> , <i>ValueSpecification</i>			
Attribute	Type	Mul.	Kind	Note
category	Identifier	1	attr	Specifies to which category of ApplicationDataType this ApplicationValueSpecification can be applied (e.g. as an initial value), thus imposing constraints on the structure and semantics of the contained values, see [constr_1006] and [constr_2051].
swAxisCont (ordered)	SwAxisCont	*	aggr	<p>This represents the axis values of a Compound Primitive Data Type (curve or map).</p> <p>The first swAxisCont describes the x-axis, the second swAxisCont describes the y-axis, the third swAxisCont describes the z-axis. In addition to this, the axis can be denoted in swAxisIndex.</p>
swValueCont	SwValueCont	0..1	aggr	This represents the values of a Compound Primitive Data Type.

Table C.12: ApplicationValueSpecification

Class	ArgumentDataPrototype			
Package	M2::AUTOSARTemplates::SWComponentTemplate::PortInterface			
Note	An argument of an operation, much like a data element, but also carries direction information and is owned by a particular ClientServerOperation.			
Base	<i>AObject</i> , <i>AtpFeature</i> , <i>AtpPrototype</i> , <i>AutosarDataPrototype</i> , <i>DataPrototype</i> , <i>Identifiable</i> , <i>Multilanguage</i> , <i>Referrable</i> , <i>Referrable</i>			
Attribute	Type	Mul.	Kind	Note
direction	ArgumentDirectionEnum	1	attr	This attribute specifies the direction of the argument prototype.
serverArgumentImplPolicy	ServerArgumentImplPolicyEnum	0..1	attr	<p>This defines how the argument type of the servers RunnableEntity is implemented.</p> <p>If the attribute is not defined this has the same semantics as if the attribute is set to the value useArgumentType for primitive arguments and structures.</p>

Table C.13: ArgumentDataPrototype

Enumeration	ArgumentDirectionEnum
Package	M2::AUTOSARTemplates::GenericStructure::GeneralTemplateClasses::PrimitiveTypes
Note	<p>Use cases:</p> <ul style="list-style-type: none"> Arguments in ClientServerOperation can have different directions that need to be formally indicated because they have an impact on how the function signature looks like eventually. Arguments in BswModuleEntry already determine a function signature, but the direction is used to specify the semantics, especially of pointer arguments.
Literal	Description
in	<p>The argument value is passed to the callee.</p> <p>Tags: atp.EnumerationValue=0</p>





Enumeration	ArgumentDirectionEnum
inout	The argument value is passed to the callee but also passed back from the callee to the caller. Tags: atp.EnumerationValue=1
out	The argument value is passed from the callee to the caller. Tags: atp.EnumerationValue=2

Table C.14: ArgumentDirectionEnum

Enumeration	ArraySizeSemanticsEnum
Package	M2::AUTOSARTemplates::CommonStructure::ImplementationDataTypes
Note	This type controls how the information about the number of elements in an ApplicationArrayType is to be interpreted.
Literal	Description
fixedSize	This means that the ApplicationArrayType will always have a fixed number of elements. Tags: atp.EnumerationValue=0
variableSize	This implies that the actual number of elements in the ApplicationArrayType might vary at run-time. The value of arraySize represents the maximum number of elements in the array. Tags: atp.EnumerationValue=1

Table C.15: ArraySizeSemanticsEnum

Class	ArrayValueSpecification			
Package	M2::AUTOSARTemplates::CommonStructure::Constants			
Note	Specifies the values for an array.			
Base	<i>ARObject</i> , <i>CompositeValueSpecification</i> , <i>ValueSpecification</i>			
Attribute	Type	Mul.	Kind	Note
element (ordered)	ValueSpecification	*	aggr	The value for a single array element. All Value Specifications aggregated by ArrayValueSpecification shall have the same structure. Stereotypes: atpVariation Tags: vh.latestBindingTime=preCompileTime

Table C.16: ArrayValueSpecification

Class	AssemblySwConnector			
Package	M2::AUTOSARTemplates::SWComponentTemplate::Composition			
Note	AssemblySwConnectors are exclusively used to connect SwComponentPrototypes in the context of a CompositionSwComponentType.			
Base	<i>ARObject</i> , <i>AtpClassifier</i> , <i>AtpFeature</i> , <i>AtpStructureElement</i> , <i>Identifiable</i> , <i>MultilanguageReferrable</i> , <i>Referrable</i> , <i>SwConnector</i>			
Attribute	Type	Mul.	Kind	Note
provider	AbstractProvidedPortPrototype	0..1	iref	Instance of providing port.
requester	AbstractRequiredPortPrototype	0..1	iref	Instance of requiring port.

Table C.17: AssemblySwConnector

Class	AtomicSwComponentType (abstract)			
Package	M2::AUTOSARTemplates::SWComponentTemplate::Components			
Note	An atomic software component is atomic in the sense that it cannot be further decomposed and distributed across multiple ECUs.			
Base	ARElement , ARObject , AtpBlueprint , AtpBlueprintable , AtpClassifier , AtpType , CollectableElement , Identifiable , MultilanguageReferrable , PackageableElement , Referrable , SwComponentType			
Subclasses	ApplicationSwComponentType , ComplexDeviceDriverSwComponentType , EcuAbstractionSwComponentType , NvBlockSwComponentType , SensorActuatorSwComponentType , ServiceProxySwComponentType , ServiceSwComponentType			
Attribute	Type	Mul.	Kind	Note
internalBehavior	SwcInternalBehavior	0..1	aggr	The SwcInternalBehaviors owned by an AtomicSwComponentType can be located in a different physical file. Therefore the aggregation is «atpSplitable». Stereotypes: atpSplitable; atpVariation Tags: atp.Splitkey=internalBehavior, variationPoint.shortLabel vh.latestBindingTime=preCompileTime
symbolProps	SymbolProps	0..1	aggr	This represents the SymbolProps for the AtomicSwComponentType. Stereotypes: atpSplitable Tags: atp.Splitkey=shortName

Table C.18: AtomicSwComponentType

Class	AutosarDataPrototype (abstract)			
Package	M2::AUTOSARTemplates::SWComponentTemplate::Datatype::DataPrototypes			
Note	Base class for prototypical roles of an AutosarDataType.			
Base	ARObject , AtpFeature , AtpPrototype , DataPrototype , Identifiable , MultilanguageReferrable , Referrable			
Subclasses	ArgumentDataPrototype , Field , ParameterDataPrototype , PersistenceDataElement , VariableDataPrototype			
Attribute	Type	Mul.	Kind	Note
type	AutosarDataType	1	tref	This represents the corresponding data type. Stereotypes: isOfType

Table C.19: AutosarDataPrototype

Class	AutosarDataType (abstract)			
Package	M2::AUTOSARTemplates::SWComponentTemplate::Datatype::Datatypes			
Note	Abstract base class for user defined AUTOSAR data types for ECU software.			
Base	ARElement , ARObject , AtpClassifier , AtpType , CollectableElement , Identifiable , MultilanguageReferrable , PackageableElement , Referrable			
Subclasses	AbstractImplementationDataType , ApplicationDataType			
Attribute	Type	Mul.	Kind	Note
swDataDefProps	SwDataDefProps	0..1	aggr	The properties of this AutosarDataType.

Table C.20: AutosarDataType

Class	BaseTypeDirectDefinition			
Package	M2::MSR::AsamHdo::BaseTypes			
Note	This BaseType is defined directly (as opposite to a derived BaseType)			
Base	ARObject, BaseTypeDefinition			
Attribute	Type	Mul.	Kind	Note
baseTypeEncoding	BaseTypeEncodingString	1	attr	This specifies, how an object of the current BaseType is encoded, e.g. in an ECU within a message sequence. Tags: xml.sequenceOffset=90
baseTypeSize	PositiveInteger	0..1	attr	Describes the length of the data type specified in the container in bits. Tags: xml.sequenceOffset=70
byteOrder	ByteOrderEnum	0..1	attr	This attribute specifies the byte order of the base type. Tags: xml.sequenceOffset=110
memAlignment	PositiveInteger	0..1	attr	This attribute describes the alignment of the memory object in bits. E.g. "8" specifies, that the object in question is aligned to a byte while "32" specifies that it is aligned four byte. If the value is set to "0" the meaning shall be interpreted as "unspecified". Tags: xml.sequenceOffset=100
nativeDeclaration	NativeDeclarationString	0..1	attr	This attribute describes the declaration of such a base type in the native programming language, primarily in the Programming language C. This can then be used by a code generator to include the necessary declarations into a header file. For example BaseType with <pre>shortName: "MyUnsignedInt" nativeDeclaration: "unsigned short"</pre> Results in <pre>typedef unsigned short MyUnsignedInt;</pre> If the attribute is not defined the referring Implementation DataTypes will not be generated as a typedef by RTE. If a nativeDeclaration type is given it shall fulfill the characteristic given by basetypeEncoding and baseTypeSize. This is required to ensure the consistent handling and interpretation by software components, RTE, COM and MCM systems. Tags: xml.sequenceOffset=120

Table C.21: BaseTypeDirectDefinition

Class	ClientServerInterface			
Package	M2::AUTOSARTemplates::SWComponentTemplate::PortInterface			
Note	A client/server interface declares a number of operations that can be invoked on a server by a client. Tags: atp.recommendedPackage=PortInterfaces			
Base	ARElement, ARObject, AtpBlueprint, AtpBlueprintable, AtpClassifier, AtpType, CollectableElement, Identifiable, MultilanguageReferrable, PackageableElement, PortInterface, Referrable			
Attribute	Type	Mul.	Kind	Note





Class	ClientServerInterface			
operation	ClientServerOperation	1..*	aggr	ClientServerOperation(s) of this ClientServerInterface. Stereotypes: atpVariation Tags: vh.latestBindingTime=blueprintDerivationTime
possibleError	ApplicationError	*	aggr	Application errors that are defined as part of this interface.

Table C.22: ClientServerInterface

Class	CompuConst			
Package	M2::MSR::AsamHdo::ComputationMethod			
Note	This meta-class represents the fact that the value of a computation method scale is constant.			
Base	<i>ARObject</i>			
Attribute	Type	Mul.	Kind	Note
compuConst ContentType	CompuConstContent	1	aggr	This is the actual content of the constant compu method scale. Tags: xml.roleElement=false xml.roleWrapperElement=false xml.sequenceOffset=10 xml.typeElement=false xml.typeWrapperElement=false

Table C.23: CompuConst

Class	CompuConstTextContent			
Package	M2::MSR::AsamHdo::ComputationMethod			
Note	This meta-class represents the textual content of a scale.			
Base	<i>ARObject, CompuConstContent</i>			
Attribute	Type	Mul.	Kind	Note
vt	VerbatimString	1	attr	This represents a textual constant in the computation method.

Table C.24: CompuConstTextContent

Class	CompuMethod			
Package	M2::MSR::AsamHdo::ComputationMethod			
Note	This meta-class represents the ability to express the relationship between a physical value and the mathematical representation. Note that this is still independent of the technical implementation in data types. It only specifies the formula how the internal value corresponds to its physical pendant. Tags: atp.recommendedPackage=CompuMethods			
Base	<i>ARElement, ARObject, AtpBlueprint, AtpBlueprintable, CollectableElement, Identifiable, Multilanguage Referrable, PackageableElement, Referrable</i>			
Attribute	Type	Mul.	Kind	Note
compuInternal ToPhys	Compu	0..1	aggr	This specifies the computation from internal values to physical values. Tags: xml.sequenceOffset=80





Class	CompuMethod			
compuPhysToInternal	Compu	0..1	aggr	This represents the computation from physical values to the internal values. Tags: xml.sequenceOffset=90
displayFormat	DisplayFormatString	0..1	attr	This property specifies, how the physical value shall be displayed e.g. in documents or measurement and calibration tools. Tags: xml.sequenceOffset=20
unit	Unit	0..1	ref	This is the physical unit of the Physical values for which the CompuMethod applies. Tags: xml.sequenceOffset=30

Table C.25: CompuMethod

Class	CompuScale			
Package	M2::MSR::AsamHdo::ComputationMethod			
Note	This meta-class represents the ability to specify one segment of a segmented computation method.			
Base	<i>ARObject</i>			
Attribute	Type	Mul.	Kind	Note
desc	MultiLanguageOverviewParagraph	0..1	aggr	<desc> represents a general but brief description of the object in question. Tags: xml.sequenceOffset=30
compuInverseValue	CompuConst	0..1	aggr	This is the inverse value of the constraint. This supports the case that the scale is not reversible per se. Tags: xml.sequenceOffset=60
compuScaleContents	CompuScaleContents	0..1	aggr	This represents the computation details of the scale. Tags: xml.roleElement=false xml.roleWrapperElement=false xml.sequenceOffset=70 xml.typeElement=false xml.typeWrapperElement=false
lowerLimit	Limit	0..1	attr	This specifies the lower limit of the scale. Stereotypes: atpVariation Tags: vh.latestBindingTime=preCompileTime xml.sequenceOffset=40
mask	PositiveInteger	0..1	attr	In difference to all the other computational methods every COMPU-SCALE will be applied including the bit MASK. Therefore it is allowed for this type of COMPU-METHOD, that COMPU-SCALES overlap. To calculate the string reverse to a value, the string has to be split and the according value for each substring has to be summed up. The sum is finally transmitted. The processing has to be done in order of the COMPU-SCALE elements. Tags: xml.sequenceOffset=35
shortLabel	Identifier	0..1	attr	This element specifies a short name for the particular scale. The name can for example be used to derive a programming language identifier. Tags: xml.sequenceOffset=20





Class	CompuScale			
symbol	CIdentifier	0..1	attr	The symbol, if provided, is used by code generators to get a C identifier for the CompuScale. The name will be used as is for the code generation, therefore it needs to be unique within the generation context. Tags: xml.sequenceOffset=25
upperLimit	Limit	0..1	attr	This specifies the upper limit of a of the scale. Stereotypes: atpVariation Tags: vh.latestBindingTime=preCompileTime xml.sequenceOffset=50

Table C.26: CompuScale

Class	ConstantReference			
Package	M2::AUTOSARTemplates::CommonStructure::Constants			
Note	Instead of defining this value inline, a constant is referenced.			
Base	<i>ARObject</i> , <i>ValueSpecification</i>			
Attribute	Type	Mul.	Kind	Note
constant	ConstantSpecification	1	ref	The referenced constant.

Table C.27: ConstantReference

Class	DataConstr			
Package	M2::MSR::AsamHdo::Constraints::GlobalConstraints			
Note	This meta-class represents the ability to specify constraints on data. Tags: atp.recommendedPackage=DataConstrs			
Base	<i>ARElement</i> , <i>ARObject</i> , <i>AtpBlueprint</i> , <i>AtpBlueprintable</i> , <i>CollectableElement</i> , <i>Identifiable</i> , <i>MultilanguageReferrable</i> , <i>PackageableElement</i> , <i>Referrable</i>			
Attribute	Type	Mul.	Kind	Note
dataConstrRule	DataConstrRule	*	aggr	This is one particular rule within the data constraints. Tags: xml.roleElement=true xml.roleWrapperElement=true xml.sequenceOffset=30 xml.typeElement=false xml.typeWrapperElement=false

Table C.28: DataConstr

Class	DataConstrRule			
Package	M2::MSR::AsamHdo::Constraints::GlobalConstraints			
Note	This meta-class represents the ability to express one specific data constraint rule.			
Base	<i>ARObject</i>			
Attribute	Type	Mul.	Kind	Note





Class	DataConstrRule			
constrLevel	Integer	0..1	attr	<p>This attribute describes the category of a constraint. One of its functions is in the area of constraint violation, where it can be used from a certain level, to produce error messages.</p> <p>The lower the level, the more stringent the check.</p> <p>Used to distinguish hard or soft limits.</p> <p>Tags: xml.sequenceOffset=20</p>
internalConstrs	InternalConstrs	0..1	aggr	<p>Describes the limitations applicable on the internal domain (as opposed to the physical domain).</p> <p>Tags: xml.sequenceOffset=40</p>
physConstrs	PhysConstrs	0..1	aggr	<p>Describes the limitations applicable on the physical domain (as opposed to the internal domain).</p> <p>Tags: xml.sequenceOffset=30</p>

Table C.29: DataConstrRule

Class	DataPrototype (abstract)			
Package	M2::AUTOSARTemplates::SWComponentTemplate::Datatype::DataPrototypes			
Note	Base class for prototypical roles of any data type.			
Base	<i>ARObject</i> , <i>AtpFeature</i> , <i>AtpPrototype</i> , <i>Identifiable</i> , <i>MultilanguageReferrable</i> , <i>Referrable</i>			
Subclasses	<i>ApplicationCompositeElementDataPrototype</i> , <i>AutosarDataPrototype</i>			
Attribute	Type	Mul.	Kind	Note
swDataDef Props	SwDataDefProps	0..1	aggr	This property allows to specify data definition properties which apply on data prototype level.

Table C.30: DataPrototype

Class	DiagnosticAbstractDataIdentifierInterface (abstract)			
Package	M2::AUTOSARTemplates::AdaptivePlatform::ApplicationDesign::PortInterface::DiagnosticPortInterface			
Note	<p>This meta-class serves as the abstract base class of PortInterfaces dedicated to the access of diagnostic data identifiers on the AUTOSAR adaptive platform.</p> <p>Tags: atp.Status=draft</p>			
Base	<i>ARElement</i> , <i>ARObject</i> , <i>AtpBlueprint</i> , <i>AtpBlueprintable</i> , <i>AtpClassifier</i> , <i>AtpType</i> , <i>CollectableElement</i> , <i>DiagnosticPortInterface</i> , <i>Identifiable</i> , <i>MultilanguageReferrable</i> , <i>PackageableElement</i> , <i>PortInterface</i> , <i>Referrable</i>			
Subclasses	<i>DiagnosticDataElementInterface</i> , <i>DiagnosticDataIdentifierGenericInterface</i> , <i>DiagnosticDataIdentifierInterface</i>			
Attribute	Type	Mul.	Kind	Note
–	–	–	–	–

Table C.31: DiagnosticAbstractDataIdentifierInterface

Class	DiagnosticContributionSet
Package	M2::AUTOSARTemplates::DiagnosticExtract::DiagnosticContribution





Class	DiagnosticContributionSet			
Note	This meta-class represents a root node of a diagnostic extract. It bundles a given set of diagnostic model elements. The granularity of the DiagnosticContributionSet is arbitrary in order to support the aspect of decentralized configuration, i.e. different contributors can come up with an own DiagnosticContribution Set. Tags: atp.recommendedPackage=DiagnosticContributionSets			
Base	ARElement , AObject , CollectableElement , Identifiable , MultilanguageReferrable , PackageableElement , Referrable			
Attribute	Type	Mul.	Kind	Note
common Properties	DiagnosticCommon Props	0..1	aggr	This attribute represents a collection of diagnostic properties that are shared among the entire Diagnostic ContributionSet. Stereotypes: atpSplittable Tags: atp.Splitkey=commonProperties
element	DiagnosticCommon Element	*	ref	This represents a DiagnosticCommonElement considered in the context of the DiagnosticContributionSet Stereotypes: atpSplittable; atpVariation Tags: atp.Splitkey=element, variationPoint.shortLabel vh.latestBindingTime=postBuild
serviceTable	DiagnosticServiceTable	*	ref	This represents the collection of DiagnosticServiceTables to be considered in the scope of this Diagnostic ContributionSet. Stereotypes: atpSplittable; atpVariation Tags: atp.Splitkey=serviceTable, variationPoint.shortLabel vh.latestBindingTime=postBuild

Table C.32: DiagnosticContributionSet

Class	DiagnosticIndicator			
Package	M2::AUTOSARTemplates::DiagnosticExtract::Dem::DiagnosticIndicator			
Note	Definition of an indicator. Tags: atp.recommendedPackage=DiagnosticIndicators			
Base	ARElement , AObject , CollectableElement , DiagnosticCommonElement , Identifiable , MultilanguageReferrable , PackageableElement , Referrable			
Attribute	Type	Mul.	Kind	Note
healingCycle Counter Threshold	PositiveInteger	1	attr	This attribute defines the number of healing cycles for the WarningIndicatorOffCriteria Stereotypes: atpVariation Tags: vh.latestBindingTime=preCompileTime
type	DiagnosticIndicatorType Enum	0..1	attr	Defines the type of the indicator.

Table C.33: DiagnosticIndicator

Class	DiagnosticMapping (abstract)			
Package	M2::AUTOSARTemplates::DiagnosticExtract::Dem::DiagnosticMapping			
Note	Abstract element for different kinds of diagnostic mappings.			
Base	ARElement , AObject , CollectableElement , DiagnosticCommonElement , Identifiable , MultilanguageReferrable , PackageableElement , Referrable			





Class	DiagnosticMapping (abstract)			
Subclasses	DiagnosticEventToDebounceAlgorithmMapping, DiagnosticEventToEnableConditionGroupMapping, DiagnosticEventToOperationCycleMapping, DiagnosticEventToStorageConditionGroupMapping, DiagnosticEventToTroubleCodeJ1939Mapping, DiagnosticEventToTroubleCodeUdsMapping, DiagnosticFimAliasEventGroupMapping, DiagnosticFimAliasEventMapping, DiagnosticInhibitSourceEventMapping, DiagnosticJ1939SpnMapping, DiagnosticProvidedDataMapping , DiagnosticServiceDataMapping , DiagnosticSwMapping , DiagnosticTroubleCodeUdsToClearConditionGroupMapping , DiagnosticTroubleCodeUdsToTroubleCodeObdMapping			
Attribute	Type	Mul.	Kind	Note
–	–	–	–	–

Table C.34: DiagnosticMapping

Class	DiagnosticMemoryDestination (abstract)			
Package	M2::AUTOSARTemplates::DiagnosticExtract::Dem::DiagnosticTroubleCode			
Note	This abstract meta-class represents a possible memory destination for a diagnostic event.			
Base	ARElement , ARObject , CollectableElement , DiagnosticCommonElement , Identifiable , MultilanguageReferrable , PackageableElement , Referrable			
Subclasses	DiagnosticMemoryDestinationMirror, DiagnosticMemoryDestinationPrimary, DiagnosticMemoryDestinationUserDefined			
Attribute	Type	Mul.	Kind	Note
–	–	–	–	–

Table C.35: DiagnosticMemoryDestination

Class	DiagnosticSecurityLevel			
Package	M2::AUTOSARTemplates::DiagnosticExtract::Dcm			
Note	This meta-class represents the ability to define a security level considered for diagnostic purposes. Tags: atp.recommendedPackage=DiagnosticSecurityLevels			
Base	ARElement , ARObject , CollectableElement , DiagnosticCommonElement , Identifiable , MultilanguageReferrable , PackageableElement , Referrable			
Attribute	Type	Mul.	Kind	Note
accessDataRecordSize	PositiveInteger	0..1	attr	This represents the size of the AccessDataRecord used in GetSeed. Unit:byte.
keySize	PositiveInteger	1	attr	This represents the size of the security key. Unit: byte.
numFailedSecurityAccess	PositiveInteger	0..1	attr	This represents the number of failed security accesses after which the delay time is activated.
securityDelayTime	TimeValue	1	attr	This represents the delay time after a failed security access. Unit: second.
seedSize	PositiveInteger	1	attr	This represents the size of the security seed. Unit: byte.

Table C.36: DiagnosticSecurityLevel

Class	DiagnosticServiceInstance (abstract)			
Package	M2::AUTOSARTemplates::DiagnosticExtract::Dcm::DiagnosticService::CommonService			
Note	This represents a concrete instance of a diagnostic service.			
Base	ARElement , ARObject , CollectableElement , DiagnosticCommonElement , Identifiable , MultilanguageReferrable , PackageableElement , Referrable			





Class	DiagnosticServiceInstance (abstract)			
Subclasses	DiagnosticClearDiagnosticInformation, DiagnosticClearResetEmissionRelatedInfo, DiagnosticComControl, DiagnosticControlDTCSetting, DiagnosticCustomServiceInstance , DiagnosticDataByIdentifier , DiagnosticDynamicallyDefineDataIdentifier , DiagnosticEcuReset, DiagnosticIOControl, DiagnosticMemoryByAddress , DiagnosticReadDTCInformation, DiagnosticReadDataByPeriodicID, DiagnosticRequestControlOfOnBoardDevice, DiagnosticRequestCurrentPowertrainData, DiagnosticRequestEmissionRelatedDTC, DiagnosticRequestEmissionRelatedDTCPermanentStatus, DiagnosticRequestFileTransfer, DiagnosticRequestOnBoardMonitoringTestResults, DiagnosticRequestPowertrainFreezeFrameData, DiagnosticRequestVehicleInfo, DiagnosticResponseOnEvent, DiagnosticRoutineControl, DiagnosticSecurityAccess, DiagnosticSessionControl			
Attribute	Type	Mul.	Kind	Note
accessPermission	DiagnosticAccessPermission	0..1	ref	This represents the collection of DiagnosticAccessPermissions that allow for the execution of the referencing DiagnosticServiceInstance..
serviceClass	DiagnosticServiceClass	0..1	ref	This represents the corresponding "class", i.e. this meta-class provides properties that are shared among all instances of applicable sub-classes of DiagnosticServiceInstance. The subclasses that affected by this pattern implement references to the applicable "class"-role that substantiate this abstract reference. Stereotypes: atpAbstract

Table C.37: DiagnosticServiceInstance

Class	DiagnosticServiceSwMapping			
Package	M2::AUTOSARTemplates::DiagnosticExtract::ServiceMapping			
Note	This represents the ability to define a mapping of a diagnostic service to a software-component or a basic-software module. If the former is used then this kind of service mapping is applicable for the usage of ClientServerInterfaces. Tags: atp.recommendedPackage=DiagnosticServiceMappings			
Base	ARElement , ARObject , CollectableElement , DiagnosticCommonElement , DiagnosticMapping , DiagnosticSwMapping , Identifiable , MultilanguageReferrable , PackageableElement , Referrable			
Attribute	Type	Mul.	Kind	Note
diagnosticDataElement	DiagnosticDataElement	0..1	ref	This represents a DiagnosticDataElement required to execute the respective diagnostic service in the context of the diagnostic service mapping,
mappedBswServiceDependency	BswServiceDependencyIdent	0..1	ref	This is supposed to represent a reference to a BswServiceDependency. the latter is not derived from Referrable and therefore this detour needs to be implemented to still let BswServiceDependency become the target of a reference.
mappedFlatSwcServiceDependency	SwcServiceDependency	0..1	ref	This represents the ability to refer to an AtomicSwComponentType that is available without the definition of how it will be embedded into the component hierarchy.
mappedSwcServiceDependencyInExecutable	SwcServiceDependency	0..1	iref	This represents the ability to point into the component hierarchy of an adaptive AUTOSAR model (under possible consideration of the rootSoftwareComposition) Tags: atp.Status=draft
mappedSwcServiceDependencyInSystem	SwcServiceDependency	0..1	iref	This represents the ability to point into the component hierarchy (under possible consideration of the rootSoftwareComposition)





Class		DiagnosticServiceSwMapping		
process	ProcessDesign	0..1	ref	Reference to the representation of a Process that is required because the mapping could be different for different Processes referring to a specific Executable. Stereotypes: atpSplitable Tags: atp.Splitkey=process atp.Status=draft
serviceInstance	DiagnosticServiceInstance	0..1	ref	This represents the service instance that needs to be considered in this diagnostics service mapping.

Table C.38: DiagnosticServiceSwMapping

Class		DiagnosticTroubleCodeUds		
Package		M2::AUTOSARTemplates::DiagnosticExtract::Dem::DiagnosticTroubleCode		
Note		This element is used to describe non OBD-relevant DTCs. Tags: atp.recommendedPackage=DiagnosticTroubleCodes		
Base		ARElement , ARObject , CollectableElement , DiagnosticCommonElement , DiagnosticTroubleCode , Identifiable , MultilanguageReferrable , PackageableElement , Referrable		
Attribute	Type	Mul.	Kind	Note
considerPtoStatus	Boolean	0..1	attr	This attribute describes the affection of the event by the Dem PTO handling. True: the event is affected by the Dem PTO handling. False: the event is not affected by the Dem PTO handling.
dtcProps	DiagnosticTroubleCodeProps	0..1	ref	Defined properties associated with the DemDTC.
eventObdReadinessGroup	NameToken	0..1	attr	This attribute specifies the Event OBD Readiness group for PID \$01 and PID \$41 computation. This attribute is only applicable for emission-related ECUs.
functionalUnit	PositiveInteger	0..1	attr	This attribute specifies a 1-byte value which identifies the corresponding basic vehicle / system function which reports the DTC. This parameter is necessary for the report of severity information.
severity	DiagnosticUdsSeverityEnum	0..1	attr	DTC severity according to ISO 14229-1.
udsDtcValue	PositiveInteger	0..1	attr	Unique Diagnostic Trouble Code value for UDS.
wwhObdDtcClass	DiagnosticWwhObdDtcClassEnum	0..1	attr	This attribute is used to identify (if applicable) the corresponding severity class of an WWH-OBD DTC.

Table C.39: DiagnosticTroubleCodeUds

Class		EcuInstance		
Package		M2::AUTOSARTemplates::SystemTemplate::Fibex::FibexCore::CoreTopology		
Note		ECUInstances are used to define the ECUs used in the topology. The type of the ECU is defined by a reference to an ECU specified with the ECU resource description. Tags: atp.recommendedPackage=EcuInstances		
Base		ARObject , CollectableElement , FibexElement , Identifiable , MultilanguageReferrable , PackageableElement , Referrable		
Attribute	Type	Mul.	Kind	Note





Class	EcuInstance			
associatedComIPduGroup	ISignalIPduGroup	*	ref	<p>With this reference it is possible to identify which ISignalIPduGroups are applicable for which Communication Connector/ ECU.</p> <p>Only top level ISignalIPduGroups shall be referenced by an EcuInstance. If an ISignalIPduGroup contains other ISignalIPduGroups than these contained ISignalIPdu Groups shall not be referenced by the EcuInstance. Contained ISignalIPduGroups are associated to an Ecu Instance via the top level ISignalIPduGroup.</p>
associatedPdurIPduGroup	PdurIPduGroup	*	ref	<p>With this reference it is possible to identify which PdurIPdu Groups are applicable for which Communication Connector/ ECU.</p>
clientIdRange	ClientIdRange	0..1	aggr	<p>Restriction of the Client Identifier for this Ecu to an allowed range of numerical values. The Client Identifier of the transaction handle is generated by the client RTE for inter-Ecu Client/Server communication.</p>
com Configuration GwTimeBase	TimeValue	0..1	attr	<p>The period between successive calls to Com_Main FunctionRouteSignals of the AUTOSAR COM module in seconds.</p>
com ConfigurationRx TimeBase	TimeValue	0..1	attr	<p>The period between successive calls to Com_Main FunctionRx of the AUTOSAR COM module in seconds.</p>
com ConfigurationTx TimeBase	TimeValue	0..1	attr	<p>The period between successive calls to Com_Main FunctionTx of the AUTOSAR COM module in seconds.</p>
comEnable MDTForCyclic Transmission	Boolean	0..1	attr	<p>Enables for the Com module of this EcuInstance the minimum delay time monitoring for cyclic and repeated transmissions (TransmissionModeTiming has cyclic Timing assigned or eventControlledTiming with numberOfRepetitions > 0).</p>
commController	Communication Controller	1..*	aggr	<p>CommunicationControllers of the ECU.</p>
connector	Communication Connector	*	aggr	<p>All channels controlled by a single controller.</p>
diagnostic Address	Integer	0..1	attr	<p>An ECU specific ID for responses of diagnostic routines.</p>
ethSwitchPort Group Derivation	Boolean	0..1	attr	<p>Defines whether the derivation of SwitchPortGroups based on VLAN and/or CouplingPort.pncMapping shall be performed for this EcuInstance. If not defined the derivation shall not be done.</p>
partition	EcuPartition	*	aggr	<p>Optional definition of Partitions within an Ecu.</p>
pnResetTime	TimeValue	0..1	attr	<p>Specifies the runtime of the reset timer in seconds. This reset time is valid for the reset of PN requests in the EIRA and in the ERA.</p>
pncPrepare SleepTimer	TimeValue	0..1	attr	<p>Time in seconds the PNC state machine shall wait in PNC_PREPARE_SLEEP.</p>
sleepMode Supported	Boolean	1	attr	<p>Specifies whether the ECU instance may be put to a "low power mode"</p> <ul style="list-style-type: none"> • true: sleep mode is supported • false: sleep mode is not supported <p>Note: This flag may only be set to "true" if the feature is supported by both hardware and basic software.</p>
v2xSupported	V2xSupportEnum	0..1	attr	<p>This attribute is used to control the existence of the V2X stack on the given EcuInstance.</p>





Class	EculInstance			
wakeUpOverBusSupported	Boolean	1	attr	Driver support for wakeup over Bus.

Table C.40: EculInstance

Class	EthernetNetworkConfiguration			
Package	M2::AUTOSARTemplates::AdaptivePlatform::PlatformModuleDeployment::AdaptiveModuleImplementation			
Note	This meta-class defines the attributes for the configuration of a port, protocol type and IP address of the communication on a VLAN. Tags: atp.ManifestKind=MachineManifest atp.Status=draft			
Base	ARObject, NetworkConfiguration, Referrable			
Attribute	Type	Mul.	Kind	Note
communicationConnector	EthernetCommunicationConnector	0..1	ref	Reference to the CommunicationConnector (VLAN) for which the network configuration is defined. Tags: atp.Status=draft
ipv4MulticastIpAddress	Ip4AddressString	0..1	attr	Multicast IPv4 Address to which the message will be transmitted.
ipv6MulticastIpAddress	Ip6AddressString	0..1	attr	Multicast IPv6 Address to which the message will be transmitted.
tcpPort	PositiveInteger	0..1	attr	This attribute allows to configure a tcp port number.
udpNmCluster	UdpNmCluster	0..1	ref	Reference to UdpNm cluster specific configuration settings. Tags: atp.Status=draft
udpPort	PositiveInteger	0..1	attr	This attribute allows to configure a udp port number.

Table C.41: EthernetNetworkConfiguration

Class	EthernetPhysicalChannel			
Package	M2::AUTOSARTemplates::SystemTemplate::Fibex::Fibex4Ethernet::EthernetTopology			
Note	The EthernetPhysicalChannel represents a VLAN or an untagged channel. An untagged channel is modeled as an EthernetPhysicalChannel without an aggregated VLAN. Tags: atp.ManifestKind=MachineManifest			
Base	ARObject, Identifiable, MultilanguageReferrable, PhysicalChannel, Referrable			
Attribute	Type	Mul.	Kind	Note
networkEndpoint	NetworkEndpoint	*	aggr	Collection of NetworkEndpoints that are used in the VLAN. Stereotypes: atp.Splittable Tags: atp.Splitkey=shortName
vlan	VlanConfig	0..1	aggr	VLAN Configuration.

Table C.42: EthernetPhysicalChannel

Class	<i>FibexElement</i> (abstract)			
Package	M2::AUTOSARTemplates::SystemTemplate::Fibex::FibexCore			
Note	ASAM FIBEX elements specifying Communication and Topology.			
Base	<i>ARObject</i> , <i>CollectableElement</i> , <i>Identifiable</i> , <i>MultilanguageReferrable</i> , <i>PackageableElement</i> , <i>Referrable</i>			
Subclasses	<i>BusMirrorChannelMapping</i> , <i>CommunicationCluster</i> , <i>CouplingElement</i> , <i>EculInstance</i> , <i>Frame</i> , <i>Gateway</i> , <i>GlobalTimeDomain</i> , <i>ISignal</i> , <i>ISignalGroup</i> , <i>ISignalPduGroup</i> , <i>MachineDesign</i> , <i>NmConfig</i> , <i>Pdu</i> , <i>Pdu1PduGroup</i> , <i>SecureCommunicationPropsSet</i> , <i>SoAdRoutingGroup</i> , <i>TpConfig</i>			
Attribute	Type	Mul.	Kind	Note
-	-	-	-	-

Table C.43: FibexElement

Class	GlobalTimeDomain			
Package	M2::AUTOSARTemplates::SystemTemplate::GlobalTime			
Note	This represents the ability to define a global time domain. Tags: atp.recommendedPackage=GlobalTimeDomains			
Base	<i>ARObject</i> , <i>CollectableElement</i> , <i>FibexElement</i> , <i>Identifiable</i> , <i>MultilanguageReferrable</i> , <i>PackageableElement</i> , <i>Referrable</i>			
Attribute	Type	Mul.	Kind	Note
debounceTime	TimeValue	0..1	attr	Defines the minimum amount of time between two time sync messages are transmitted.
domainId	PositiveInteger	1	attr	This represents the ID of the GlobalTimeDomain used in the network messages sent on behalf of global time management.
gateway	GlobalTimeGateway	*	aggr	A GlobalTimeGateway may exist in the context of a GlobalTimeDomain to actively update the global time information as it is routed from one GlobalTimeDomain to another. Stereotypes: atpVariation Tags: vh.latestBindingTime=postBuild
globalTimeCorrectionProps	GlobalTimeCorrectionProps	0..1	aggr	Defintion of attributes for rate and offset correction.
globalTimeDomainProperty	AbstractGlobalTimeDomainProps	0..1	aggr	Additional properties of the GlobalTimeDomain. Stereotypes: atpVariation Tags: vh.latestBindingTime=postBuild
globalTimeMaster	GlobalTimeMaster	0..1	aggr	This represents the single master of a GlobalTimeDomain. A GlobalTimeDomain may have no GlobalTimeDomain.master, e.g. when it gets its time from a GPS receiver. Stereotypes: atpVariation Tags: vh.latestBindingTime=postBuild
globalTimeSubDomain	GlobalTimeDomain	*	ref	By this means it is possible to create a hierarchy of subDomains where one global time domain can declare one or more other global time domains as its subDomains. Stereotypes: atpVariation Tags: vh.latestBindingTime=postBuild
offsetTimeDomain	GlobalTimeDomain	0..1	ref	Reference to a synchronized time domain this offset time domain is based on. The reference source is the offset time domain. The reference target is the synchronized time domain.





Class	GlobalTimeDomain			
pduTriggering	PduTriggering	0..1	ref	This PduTriggering will be taken to transmit the global time information from a GlobalTimeMaster to a the associated GlobalTimeSlaves. Stereotypes: atpVariation Tags: vh.latestBindingTime=postBuild
slave	GlobalTimeSlave	*	aggr	This represents the collections of slaves of the Global TimeDomain. A GlobalTimeDomain may have no GlobalTime Domain.slaves, e.g. when it propagates its time directly to sub domains. Stereotypes: atpVariation Tags: vh.latestBindingTime=postBuild
syncLoss Timeout	TimeValue	0..1	attr	This attribute describes the timeout for the situation that the time synchronization gets lost in the scope of the time domain.

Table C.44: GlobalTimeDomain

Class	GlobalTimeMaster (abstract)			
Package	M2::AUTOSARTemplates::SystemTemplate::GlobalTime			
Note	This represents the generic concept of a global time master.			
Base	ARObject, Identifiable , MultilanguageReferrable , Referrable			
Subclasses	GlobalTimeCanMaster, GlobalTimeEthMaster , GlobalTimeFrMaster, UserDefinedGlobalTimeMaster			
Attribute	Type	Mul.	Kind	Note
communication Connector	Communication Connector	1	ref	The GlobalTimeMaster is bound to the Communication Connector.
immediate ResumeTime	TimeValue	0..1	attr	Defines the minimum time between an "immediate" message and the next periodic message.
isSystemWide GlobalTime Master	Boolean	1	attr	If set to TRUE, the GlobalTimeMaster is supposed to act as the root of global time information.
syncPeriod	TimeValue	1	attr	This represents the period. Unit: seconds

Table C.45: GlobalTimeMaster

Class	GlobalTimeSlave (abstract)			
Package	M2::AUTOSARTemplates::SystemTemplate::GlobalTime			
Note	This represents the generic concept of a global time slave.			
Base	ARObject, Identifiable , MultilanguageReferrable , Referrable			
Subclasses	GlobalTimeCanSlave, GlobalTimeEthSlave , GlobalTimeFrSlave, UserDefinedGlobalTimeSlave			
Attribute	Type	Mul.	Kind	Note
communication Connector	Communication Connector	1	ref	The GlobalTimeSlave is bound to the Communication Connector.
followUp TimeoutValue	TimeValue	0..1	attr	Rx timeout for the follow-up message.
timeLeapFuture Threshold	TimeValue	0..1	attr	Defines the maximum allowed positive difference between the current Local Time Base value and a newly received Global Time Base value.





Class	GlobalTimeSlave (abstract)			
timeLeapHealingCounter	PositiveInteger	0..1	attr	Defines the required number of updates to the Time Base where the time difference to the previous received value has to remain within the bounds of timeLeapFutureThreshold and timeLeapPastThreshold until that Time Base is considered healed.
timeLeapPastThreshold	TimeValue	0..1	attr	Defines the maximum allowed negative difference between the current Local Time Base value and a newly received Global Time Base value.

Table C.46: GlobalTimeSlave

Class	Grant (abstract)			
Package	M2::AUTOSARTemplates::AdaptivePlatform::PlatformModuleDeployment::IdentityAccessManagement			
Note	This meta-class serves as the abstract base class for defining specific Grants Tags: atp.Status=draft			
Base	ARElement , ARObject , CollectableElement , Identifiable , MultilanguageReferrable , PackageableElement , Referrable			
Subclasses	ComEventGrant , ComFieldGrant , ComFindServiceGrant , ComMethodGrant , ComOfferServiceGrant			
Attribute	Type	Mul.	Kind	Note
–	–	–	–	–

Table C.47: Grant

Enumeration	HCConditionEnum
Package	M2::AUTOSARTemplates::AdaptivePlatform::PlatformModuleDeployment::PlatformHealthManagement
Note	Defines whether the Health Channel status shall match or not. Tags: atp.Status=draft
Literal	Description
equal	Tags: atp.EnumerationValue=0
notEqual	Tags: atp.EnumerationValue=1

Table C.48: HCConditionEnum

Class	ISignal
Package	M2::AUTOSARTemplates::SystemTemplate::Fibex::FibexCore::CoreCommunication
Note	Signal of the Interaction Layer. The RTE supports a "signal fan-out" where the same System Signal is sent in different SignallPdus to multiple receivers. To support the RTE "signal fan-out" each SignallPdu contains ISignals. If the same System Signal is to be mapped into several SignallPdus there is one ISignal needed for each ISignalToIPduMapping. ISignals describe the Interface between the Precompile configured RTE and the potentially Postbuild configured Com Stack (see ECUC Parameter Mapping). In case of the SystemSignalGroup an ISignal must be created for each SystemSignal contained in the SystemSignalGroup. Tags: atp.recommendedPackage=ISignals
Base	ARObject , CollectableElement , FibexElement , Identifiable , MultilanguageReferrable , PackageableElement , Referrable





Class	ISignal			
Attribute	Type	Mul.	Kind	Note
data Transformation	DataTransformation	0..1	ref	Optional reference to a DataTransformation which represents the transformer chain that is used to transform the data that shall be placed inside this ISignal. Stereotypes: atpSplitable; atpVariation Tags: atp.Splitkey=dataTransformation, variation Point.shortLabel vh.latestBindingTime=codeGenerationTime
dataTypePolicy	DataTypePolicyEnum	1	attr	With the aggregation of SwDataDefProps an ISignal specifies how it is represented on the network. This representation follows a particular policy. Note that this causes some redundancy which is intended and can be used to support flexible development methodology as well as subsequent integrity checks. If the policy "networkRepresentationFromComSpec" is chosen the network representation from the ComSpec that is aggregated by the PortPrototype shall be used. If the "override" policy is chosen the requirements specified in the PortInterface and in the ComSpec are not fulfilled by the networkRepresentationProps. In case the System Description doesn't use a complete Software Component Description (VFB View) the "legacy" policy can be chosen.
iSignalProps	ISignalProps	0..1	aggr	Additional optional ISignal properties that may be stored in different files. Stereotypes: atpSplitable Tags: atp.Splitkey=iSignalProps
iSignalType	ISignalTypeEnum	0..1	attr	This attribute defines whether this iSignal is an array that results in a UINT8_N / UINT8_DYN ComSignalType in the COM configuration or a primitive type.
initValue	ValueSpecification	0..1	aggr	Optional definition of a ISignal's initValue in case the System Description doesn't use a complete Software Component Description (VFB View). This supports the inclusion of legacy system signals. This value can be used to configure the Signal's "Init Value". If a full DataMapping exist for the SystemSignal this information may be available from a configured Sender ComSpec and ReceiverComSpec. In this case the initvalues in SenderComSpec and/or ReceiverComSpec override this optional value specification. Further restrictions apply from the RTE specification.
length	Integer	1	attr	Size of the signal in bits. The size needs to be derived from the mapped VariableDataPrototype according to the mapping of primitive DataTypes to BaseType as used in the RTE. Indicates maximum size for dynamic length signals. The ISignal length of zero bits is allowed.
network Representation Props	SwDataDefProps	0..1	aggr	Specification of the actual network representation. The usage of SwDataDefProps for this purpose is restricted to the attributes compuMethod and baseType. The optional baseType attributes "memAllignment" and "byteOrder" shall not be used.





Class	ISignal			
				<p>△</p> <p>The attribute "dataTypePolicy" in the SystemTemplate element defines whether this network representation shall be ignored and the information shall be taken over from the network representation of the ComSpec.</p> <p>If "override" is chosen by the system integrator the network representation can violate against the requirements defined in the PortInterface and in the network representation of the ComSpec.</p> <p>In case that the System Description doesn't use a complete Software Component Description (VFB View) this element is used to configure "ComSignalDataInvalid Value" and the Data Semantics.</p>
systemSignal	SystemSignal	1	ref	Reference to the System Signal that is supposed to be transmitted in the ISignal.
timeout Substitution Value	ValueSpecification	0..1	aggr	Defines and enables the ComTimeoutSubstitution for this ISignal.
transformation ISignalProps	TransformationISignal Props	*	aggr	A transformer chain consists of an ordered list of transformers. The ISignal specific configuration properties for each transformer are defined in the TransformationISignalProps class. The transformer configuration properties that are common for all ISignals are described in the TransformationTechnology class.

Table C.49: ISignal

Class	ISignalGroup			
Package	M2::AUTOSARTemplates::SystemTemplate::Fibex::FibexCore::CoreCommunication			
Note	<p>SignalGroup of the Interaction Layer. The RTE supports a "signal fan-out" where the same System Signal Group is sent in different SignalIPdus to multiple receivers.</p> <p>An ISignalGroup refers to a set of ISignals that shall always be kept together. A ISignalGroup represents a COM Signal Group.</p> <p>Therefore it is recommended to put the ISignalGroup in the same Package as ISignals (see atp.recommendedPackage)</p> <p>Tags: atp.recommendedPackage=ISignalGroup</p>			
Base	<i>ARObject, CollectableElement, FibexElement, Identifiable, MultilanguageReferrable, Packageable Element, Referrable</i>			
Attribute	Type	Mul.	Kind	Note
comBased SignalGroup Transformation	DataTransformation	0..1	ref	<p>Optional reference to a DataTransformation which represents the transformer chain that is used to transform the data that shall be placed inside this ISignalGroup based on the COMBasedTransformer approach.</p> <p>Stereotypes: atpSplitable; atpVariation Tags: atp.Splitkey=comBasedSignalGroup Transformation, variationPoint.shortLabel vh.latestBindingTime=codeGenerationTime</p>
iSignal	ISignal	*	ref	Reference to a set of ISignals that shall always be kept together.
systemSignal Group	SystemSignalGroup	1	ref	Reference to the SystemSignalGroup that is defined on VFB level and that is supposed to be transmitted in the ISignalGroup.





Class	ISignalGroup			
transformation ISignalProps	TransformationSignal Props	*	aggr	A transformer chain consists of an ordered list of transformers. The ISignalGroup specific configuration properties for each transformer are defined in the TransformationSignalProps class. The transformer configuration properties that are common for all ISignal Groups are described in the TransformationTechnology class.

Table C.50: ISignalGroup

Class	ISignalPdu			
Package	M2::AUTOSARTemplates::SystemTemplate::Fibex::FibexCore::CoreCommunication			
Note	Represents the IPdus handled by Com. The ISignalPdu assembled and disassembled in AUTOSAR COM consists of one or more signals. In case no multiplexing is performed this IPdu is routed to/from the Interface Layer. A maximum of one dynamic length signal per IPdu is allowed. Tags: atp.recommendedPackage=Pdu			
Base	ARObject, CollectableElement, FibexElement, IPdu, Identifiable, MultilanguageReferrable, PackageableElement, Pdu, Referrable			
Attribute	Type	Mul.	Kind	Note
iPduTiming Specification	IPduTiming	0..1	aggr	Timing specification for Com IPdus (Transmission Modes). This information is mandatory for the sender in a System Extract. This information may be omitted on receivers in a System Extract. atpVariation: The timing of a Pdu can vary. Stereotypes: atpVariation Tags: vh.latestBindingTime=postBuild
iSignalToPdu Mapping	ISignalToIPduMapping	*	aggr	Definition of SignalToIPduMappings included in the Signal IPdu. atpVariation: The content of a PDU can be variable. Stereotypes: atpVariation Tags: vh.latestBindingTime=postBuild
pduCounter	SignalIPduCounter	0..1	aggr	An included Pdu counter is used to ensure that a sequence of Pdus is maintained. Stereotypes: atpVariation Tags: vh.latestBindingTime=preCompileTime
pduReplication	SignalIPduReplication	0..1	aggr	Pdu Replication is a form of redundancy where the data content of one ISignalIPdu (source) is transmitted inside a set of replica ISignalIPdus. These ISignalIPdus (copies) have different Pdu IDs, identical PduCounters, identical data content and are transmitted with the same frequency. Stereotypes: atpVariation Tags: vh.latestBindingTime=preCompileTime
unusedBit Pattern	Integer	1	attr	AUTOSAR COM and AUTOSAR IPDUM are filling not used areas of an IPDU with this bit-pattern. This attribute is mandatory to avoid undefined behavior. This byte-pattern will be repeated throughout the IPdu.

Table C.51: ISignalPdu

Class	ISignalTriggering			
Package	M2::AUTOSARTemplates::SystemTemplate::Fibex::FibexCore::CoreCommunication			
Note	A ISignalTriggering allows an assignment of ISignals to physical channels.			
Base	ARObject, Identifiable , MultilanguageReferrable , Referrable			
Attribute	Type	Mul.	Kind	Note
iSignal	ISignal	0..1	ref	This reference shall be used if an ISignal is transported on the PhysicalChannel. This reference forms an XOR relationship with the ISignalTriggering-ISignalGroup reference.
iSignalGroup	ISignalGroup	0..1	ref	This reference shall be used if an ISignalGroup is transported on the PhysicalChannel. This reference forms an XOR relationship with the ISignalTriggering-ISignal reference.
iSignalPort	ISignalPort	*	ref	References to the ISignalPort on every ECU of the system which sends and/or receives the ISignal. References for both the sender and the receiver side shall be included when the system is completely defined.

Table C.52: ISignalTriggering

Class	IamModuleInstantiation			
Package	M2::AUTOSARTemplates::AdaptivePlatform::PlatformModuleDeployment::IdentityAccessManagement			
Note	This meta-class represents the ability to define a definition of an IAM instantiation. Tags: atp.Status=draft			
Base	ARObject, AdaptiveModuleInstantiation , Identifiable , MultilanguageReferrable , NonOsModuleInstantiation , Referrable			
Attribute	Type	Mul.	Kind	Note
grant	Grant	*	ref	This reference identifies the applicable Grants for this IamModuleInstantiation. Stereotypes: atp.Splitable Tags: atp.Splitkey=grant atp.Status=draft

Table C.53: IamModuleInstantiation

Class	Identifiable (abstract)
Package	M2::AUTOSARTemplates::GenericStructure::GeneralTemplateClasses::Identifiable
Note	Instances of this class can be referred to by their identifier (within the namespace borders). In addition to this, Identifiables are objects which contribute significantly to the overall structure of an AUTOSAR description. In particular, Identifiables might contain Identifiables.
Base	ARObject, MultilanguageReferrable , Referrable
Subclasses	ARPackage , AbstractEvent , AbstractImplementationDataTypeElement , AbstractServiceInstance , AdaptiveModuleInstantiation , AdaptiveSwcInternalBehavior , ApplicationEndpoint , ApplicationError , ApplicationPartitionToEcuPartitionMapping , AsynchronousServerCallResultPoint , AtpBlueprint , AtpBlueprintable , AtpClassifier , AtpFeature , AutosarOperationArgumentInstance , AutosarVariableInstance , BswInternalTriggeringPoint , BswModuleDependency , BuildActionEntity , BuildActionEnvironment , CanTpAddress , CanTpChannel , CanTpNode , Chapter , CheckpointTransition , ClassContentConditional , ClientIdDefinition , ClientServerOperation , Code , CollectableElement , ComManagementMapping , CommConnectorPort , CommunicationConnector , CommunicationController , Compiler , ConsistencyNeeds , ConsumedEventGroup , CouplingPort , CouplingPortStructuralElement , CryptoServiceMapping , DataPrototypeGroup , DataTransformation , DdsRpcServiceDeployment , DependencyOnArtifact , Deterministic





Class	Identifiable (abstract)			
	<p style="text-align: center;">△</p> <p>ClientResourceNeeds, DiagEventDebounceAlgorithm, DiagnosticConnectedIndicator, DiagnosticDataElement, DiagnosticFunctionInhibitSource, DiagnosticMasterToSlaveEventMapping, DiagnosticRoutineSubfunction, DolpLogicAddress, E2EProfileConfiguration, ECUMapping, EOCExecutableEntityRefAbstract, EcuPartition, EcucContainerValue, EcucDefinitionElement, EcucDestinationUriDef, EcucEnumerationLiteralDef, EcucQuery, EcucValidationCondition, End2EndEventProtectionProps, EndToEndProtection, EventMapping, ExclusiveArea, ExecutableEntity, ExecutionTime, FMAttributeDef, FMFeatureMapAssertion, FMFeatureMapCondition, FMFeatureMapElement, FMFeatureRelation, FMFeatureRestriction, FMFeatureSelection, FieldMapping, FireAndForgetMapping, FlatInstanceDescriptor, FlexrayArTpNode, FlexrayTpConnectionControl, FlexrayTpNode, FlexrayTpPduPool, FrameTriggering, GeneralParameter, GlobalTimeGateway, GlobalTimeMaster, GlobalTimeSlave, HealthChannel, HeapUsage, HwAttributeDef, HwAttributeLiteralDef, HwPin, HwPinGroup, IPSecRule, IPv6ExtHeaderFilterList, ISignalToLPduMapping, ISignalTriggering, IdentCaption, InterfaceMapping, InternalTriggeringPoint, J1939SharedAddressCluster, J1939TpNode, Keyword, LifeCycleState, LinScheduleTable, LinTpNode, Linker, MacMulticastGroup, McDataInstance, MemorySection, MethodMapping, ModeDeclaration, ModeDeclarationMapping, ModeSwitchPoint, NetworkEndpoint, NmCluster, NmNode, NvBlockDescriptor, PackageableElement, ParameterAccess, PduToFrameMapping, PduTriggering, PerInstanceMemory, PersistencyFileProxy, PersistencyKeyValuePair, PhmAction, PhmActionItem, PhmActionList, PhmArbitration, PhmLogicalExpression, PhmRule, PhmSupervision, PhysicalChannel, PortGroup, PortInterfaceMapping, PossibleErrorReaction, ProcessDesignToMachineDesignMapping, ProcessToMachineMapping, Processor, ProcessorCore, PskIdentityToKeySlotMapping, ResourceConsumption, ResourceGroup, RestAbstractEndpoint, RestElementDef, RestResourceDef, RootSwComponentPrototype, RootSwCompositionPrototype, RptComponent, RptContainer, RptExecutableEntity, RptExecutableEntityEvent, RptExecutionContext, RptProfile, RptServicePoint, RunnableEntityGroup, SdgAttribute, SdgClass, SecOcJobMapping, SecOcJobRequirement, SecureComProps, SecureCommunicationAuthenticationProps, SecureCommunicationDeployment, SecureCommunicationFreshnessProps, ServerCallPoint, ServiceEventDeployment, ServiceFieldDeployment, ServiceInstanceToSignalMapping, ServiceInterfaceElementMapping, ServiceInterfaceElementSecureComConfig, ServiceInterfaceMapping, ServiceMethodDeployment, ServiceNeeds, SignalBasedFieldToSignalTriggeringMapping, SocketAddress, SomeipEventGroup, SomeipProvidedEventGroup, SomeipTpChannel, SpecElementReference, StackUsage, StartupConfig, StructuredReq, SupervisionCheckpoint, SwGenericAxisParamType, SwServiceArg, SwcServiceDependency, SwcToApplicationPartitionMapping, SwcToEcuMapping, SwcToImplMapping, SystemMapping, TcpOptionFilterList, TimeBaseResource, TimingCondition, TimingConstraint, TimingDescription, TimingExtensionResource, TimingModelInstance, TlsCryptoCipherSuite, TlsJobMapping, Topic1, TpAddress, TraceableText, TracedFailure, TransformationProps, TransformationPropsToServiceInterfaceElementMapping, TransformationTechnology, Trigger, VariableAccess, VariationPointProxy, ViewMap, VlanConfig, WaitPoint</p>			
Attribute	Type	Mul.	Kind	Note
desc	MultiLanguageOverviewParagraph	0..1	aggr	<p>This represents a general but brief (one paragraph) description what the object in question is about. It is only one paragraph! Desc is intended to be collected into overview tables. This property helps a human reader to identify the object in question.</p> <p>More elaborate documentation, (in particular how the object is built or used) should go to "introduction".</p> <p>Tags: xml.sequenceOffset=-60</p>
category	CategoryString	0..1	attr	<p>The category is a keyword that specializes the semantics of the Identifiable. It affects the expected existence of attributes and the applicability of constraints.</p> <p>Tags: xml.sequenceOffset=-50</p>
adminData	AdminData	0..1	aggr	<p>This represents the administrative data for the identifiable object.</p> <p>Tags: xml.sequenceOffset=-40</p>





Class	Identifiable (abstract)			
annotation	Annotation	*	aggr	<p>Possibility to provide additional notes while defining a model element (e.g. the ECU Configuration Parameter Values). These are not intended as documentation but are mere design notes.</p> <p>Tags: xml.sequenceOffset=-25</p>
introduction	DocumentationBlock	0..1	aggr	<p>This represents more information about how the object in question is built or is used. Therefore it is a DocumentationBlock.</p> <p>Tags: xml.sequenceOffset=-30</p>
uuid	String	0..1	attr	<p>The purpose of this attribute is to provide a globally unique identifier for an instance of a meta-class. The values of this attribute should be globally unique strings prefixed by the type of identifier. For example, to include a DCE UUID as defined by The Open Group, the UUID would be preceded by "DCE:". The values of this attribute may be used to support merging of different AUTOSAR models.</p> <p>The form of the UUID (Universally Unique Identifier) is taken from a standard defined by the Open Group (was Open Software Foundation). This standard is widely used, including by Microsoft for COM (GUIDs) and by many companies for DCE, which is based on CORBA. The method for generating these 128-bit IDs is published in the standard and the effectiveness and uniqueness of the IDs is not in practice disputed.</p> <p>If the id namespace is omitted, DCE is assumed.</p> <p>An example is "DCE:2fac1234-31f8-11b4-a222-08002b34c003".</p> <p>The uuid attribute has no semantic meaning for an AUTOSAR model and there is no requirement for AUTOSAR tools to manage the timestamp.</p> <p>Tags: xml.attribute=true</p>

Table C.54: Identifiable

Class	ImplementationDataType			
Package	M2::AUTOSARTemplates::CommonStructure::ImplementationDataTypes			
Note	<p>Describes a reusable data type on the implementation level. This will typically correspond to a typedef in C-code.</p> <p>Tags: atp.recommendedPackage=ImplementationDataTypes</p>			
Base	<p>ARElement, ARObject, AbstractImplementationDataType, AtpBlueprint, AtpBlueprintable, AtpClassifier, AtpType, AutosarDataType, CollectableElement, Identifiable, MultilanguageReferrable, PackageableElement, Referrable</p>			
Attribute	Type	Mul.	Kind	Note
dynamicArraySizeProfile	String	0..1	attr	<p>Specifies the profile which the array will follow in case this data type is a variable size array.</p>
isStructWithOptionalElement	Boolean	0..1	attr	<p>This attribute is only valid if the attribute category is set to STRUCTURE.</p> <p>If set to True, this attribute indicates that the ImplementationDataType has been created with the intention to define at least one element of the structure as optional.</p> <p>Tags: atp.Status=draft</p>





Class	ImplementationDataType			
subElement (ordered)	ImplementationDataTypeElement	*	aggr	Specifies an element of an array, struct, or union data type. The aggregation of ImplementationDataTypeElement is subject to variability with the purpose to support the conditional existence of elements inside a ImplementationDataType representing a structure. Stereotypes: atpVariation Tags: vh.latestBindingTime=preCompileTime
symbolProps	SymbolProps	0..1	aggr	This represents the SymbolProps for the ImplementationDataType. Stereotypes: atpSplittable Tags: atp.Splitkey=shortName
typeEmitter	NameToken	0..1	attr	This attribute is used to control which part of the AUTOSAR toolchain is supposed to trigger data type definitions.

Table C.55: ImplementationDataType

Class	ImplementationDataTypeElement			
Package	M2::AUTOSARTemplates::CommonStructure::ImplementationDataTypes			
Note	<p>Declares a data object which is locally aggregated. Such an element can only be used within the scope where it is aggregated.</p> <p>This element either consists of further subElements or it is further defined via its swDataDefProps.</p> <p>There are several use cases within the system of ImplementationDataTypes for such a local declaration:</p> <ul style="list-style-type: none"> • It can represent the elements of an array, defining the element type and array size • It can represent an element of a struct, defining its type • It can be the local declaration of a debug element. 			
Base	ARObject , AbstractImplementationDataTypeElement , AtpClassifier , AtpFeature , AtpStructureElement , Identifiable , MultilanguageReferrable , Referrable			
Attribute	Type	Mul.	Kind	Note
arraySize	PositiveInteger	0..1	attr	The existence of this attributes (if bigger than 0) defines the size of an array and declares that this ImplementationDataTypeElement represents the type of each single array element. Stereotypes: atpVariation Tags: vh.latestBindingTime=preCompileTime
arraySizeHandling	ArraySizeHandlingEnum	0..1	attr	The way how the size of the array is handled in case of a variable size array.
arraySizeSemantics	ArraySizeSemanticsEnum	0..1	attr	This attribute controls the meaning of the value of the array size.
isOptional	Boolean	0..1	attr	This attribute represents the ability to declare the enclosing ImplementationDataTypeElement as optional. This means that, at runtime, the ImplementationDataTypeElement may or may not have a valid value and shall therefore be ignored. The underlying runtime software provides means to set the CppImplementationDataTypeElement as not valid at the sending end of a communication and determine its validity at the receiving end. Tags: atp.Status=draft





Class	ImplementationDataTypeElement			
subElement (ordered)	ImplementationDataTypeElement	*	aggr	<p>Element of an array, struct, or union in case of a nested declaration (i.e. without using "typedefs").</p> <p>The aggregation of ImplementationDataTypeElement is subject to variability with the purpose to support the conditional existence of elements inside a ImplementationDataType representing a structure.</p> <p>Stereotypes: atpVariation Tags: vh.latestBindingTime=preCompileTime</p>
swDataDef Props	SwDataDefProps	0..1	aggr	The properties of this ImplementationDataTypeElement.

Table C.56: ImplementationDataTypeElement

Class	MacMulticastGroup			
Package	M2::AUTOSARTemplates::SystemTemplate::Fibex::Fibex4Ethernet::EthernetTopology			
Note	<p>Per EthernetCluster globally defined MacMulticastGroup. One sender can handle many receivers simultaneously if the receivers have all the same macMulticastAddress. The addresses need to be unique for the particular EthernetCluster.</p> <p>Tags: atp.ManifestKind=MachineManifest</p>			
Base	<i>ARObject</i> , <i>Identifiable</i> , <i>MultilanguageReferrable</i> , <i>Referrable</i>			
Attribute	Type	Mul.	Kind	Note
macMulticastAddress	MacAddressString	1	attr	A multicast MAC address (Media Access Control address) is a identifier for a group of hosts in a network.

Table C.57: MacMulticastGroup

Primitive	NameToken			
Package	M2::AUTOSARTemplates::GenericStructure::GeneralTemplateClasses::PrimitiveTypes			
Note	<p>This is an identifier as used in xml, e.g. xml-names. Basic difference to Identifier is the fact that it can contain "-".</p> <p>Tags: xml.xsd.customType=NMTOKEN-STRING xml.xsd.type=NMTOKEN</p>			

Table C.58: NameToken

Class	<i>NetworkConfiguration</i> (abstract)			
Package	M2::AUTOSARTemplates::AdaptivePlatform::PlatformModuleDeployment::AdaptiveModuleImplementation			
Note	<p>This meta-class defines the abstract attributes for the configuration of a network for a specific CommunicationConnector.</p> <p>Tags: atp.ManifestKind=MachineManifest atp.Status=draft</p>			
Base	<i>ARObject</i> , <i>Referrable</i>			
Subclasses	EthernetNetworkConfiguration			
Attribute	Type	Mul.	Kind	Note
-	-	-	-	-

Table C.59: NetworkConfiguration

Class	NonOsModuleInstantiation (abstract)			
Package	M2::AUTOSARTemplates::AdaptivePlatform::PlatformModuleDeployment::AdaptiveModule Implementation			
Note	This meta-class defines the abstract attributes for the configuration of an adaptive autosar module other than the OS module. Tags: atp.ManifestKind=MachineManifest atp.Status=draft			
Base	<i>ARObject</i> , AdaptiveModuleInstantiation , Identifiable , MultilanguageReferrable , Referrable			
Subclasses	DolpInstantiation , GenericModuleInstantiation , IamModuleInstantiation , LogAndTraceInstantiation , NmInstantiation , TimeSyncModuleInstantiation , UcmModuleInstantiation			
Attribute	Type	Mul.	Kind	Note
–	–	–	–	–

Table C.60: NonOsModuleInstantiation

Class	PPortComSpec (abstract)			
Package	M2::AUTOSARTemplates::SWComponentTemplate::Communication			
Note	Communication attributes of a provided PortPrototype. This class will contain attributes that are valid for all kinds of provide ports, independent of client-server or sender-receiver communication patterns.			
Base	<i>ARObject</i>			
Subclasses	ModeSwitchSenderComSpec, NvProvideComSpec, ParameterProvideComSpec, PersistencyDataProvidedComSpec , SenderComSpec , ServerComSpec			
Attribute	Type	Mul.	Kind	Note
–	–	–	–	–

Table C.61: PPortComSpec

Class	PPortPrototype			
Package	M2::AUTOSARTemplates::SWComponentTemplate::Components			
Note	Component port providing a certain port interface.			
Base	<i>ARObject</i> , AbstractProvidedPortPrototype , AtpBlueprintable , AtpFeature , AtpPrototype , Identifiable , MultilanguageReferrable , PortPrototype , Referrable			
Attribute	Type	Mul.	Kind	Note
provided Interface	PortInterface	1	tref	The interface that this port provides. Stereotypes: isOfType

Table C.62: PPortPrototype

Class	PRPortPrototype			
Package	M2::AUTOSARTemplates::SWComponentTemplate::Components			
Note	This kind of PortPrototype can take the role of both a required and a provided PortPrototype.			
Base	<i>ARObject</i> , AbstractProvidedPortPrototype , AbstractRequiredPortPrototype , AtpBlueprintable , AtpFeature , AtpPrototype , Identifiable , MultilanguageReferrable , PortPrototype , Referrable			
Attribute	Type	Mul.	Kind	Note
provided Required Interface	PortInterface	1	tref	This represents the PortInterface used to type the PRPort Prototype Stereotypes: isOfType

Table C.63: PRPortPrototype

Class	<i>PackageableElement</i> (abstract)			
Package	M2::AUTOSARTemplates::GenericStructure::GeneralTemplateClasses::ARPackage			
Note	This meta-class specifies the ability to be a member of an AUTOSAR package.			
Base	<i>ARObject</i> , <i>CollectableElement</i> , <i>Identifiable</i> , <i>MultilanguageReferrable</i> , <i>Referrable</i>			
Subclasses	<i>ARElement</i> , EnumerationMappingTable, <i>FibexElement</i>			
Attribute	Type	Mul.	Kind	Note
–	–	–	–	–

Table C.64: PackageableElement

Class	<i>Pdu</i> (abstract)			
Package	M2::AUTOSARTemplates::SystemTemplate::Fibex::FibexCore::CoreCommunication			
Note	Collection of all Pdus that can be routed through a bus interface.			
Base	<i>ARObject</i> , <i>CollectableElement</i> , <i>FibexElement</i> , <i>Identifiable</i> , <i>MultilanguageReferrable</i> , <i>PackageableElement</i> , <i>Referrable</i>			
Subclasses	GeneralPurposePdu, <i>IPdu</i> , NmPdu, UserDefinedPdu			
Attribute	Type	Mul.	Kind	Note
hasDynamicLength	Boolean	0..1	attr	This attribute defines whether the Pdu has dynamic length (true) or not (false). Please note that the usage of this attribute is restricted by [constr_3448].
length	Integer	0..1	attr	Pdu length in bytes. In case of dynamic length IPdus (containing a dynamical length signal), this value indicates the maximum data length. It should be noted that in former AUTOSAR releases (Rel 2.1, Rel 3.0, Rel 3.1, Rel 4.0 Rev. 1) this parameter was defined in bits. The Pdu length of zero bytes is allowed.

Table C.65: Pdu

Class	PduTriggering			
Package	M2::AUTOSARTemplates::SystemTemplate::Fibex::FibexCore::CoreCommunication			
Note	<p>The PduTriggering describes on which channel the IPdu is transmitted. The Pdu routing by the PduR is only allowed for subclasses of IPdu.</p> <p>Depending on its relation to entities such channels and clusters it can be unambiguously deduced whether a fan-out is handled by the Pdu router or the Bus Interface.</p> <p>If the fan-out is specified between different clusters it shall be handled by the Pdu Router. If the fan-out is specified between different channels of the same cluster it shall be handled by the Bus Interface.</p>			
Base	<i>ARObject</i> , <i>Identifiable</i> , <i>MultilanguageReferrable</i> , <i>Referrable</i>			
Attribute	Type	Mul.	Kind	Note
iPdu	<i>Pdu</i>	1	ref	<p>Reference to the Pdu for which the PduTriggering is defined. One I-Pdu can be triggered on different channels (PduR fan-out). The Pdu routing by the PduR is only allowed for subclasses of IPdu.</p> <p>Nevertheless is the reference to the Pdu element necessary since the PduTriggering element is also used to specify the sending and receiving connections to Ecu Ports.</p>





Class	PduTriggering			
iPduPort	IPduPort	*	ref	References to the IPduPort on every ECU of the system which sends and/or receives the I-PDU. References for both the sender and the receiver side shall be included when the system is completely defined.
iSignal Triggering	ISignalTriggering	*	ref	This reference provides the relationship to the ISignalTriggerings that are implemented by the PduTriggering. The reference is optional since no ISignalTriggering can be defined for DCM and Multiplexed Pdus. Stereotypes: atpVariation Tags: vh.latestBindingTime=postBuild
secOcCrypto Mapping	SecOcCryptoService Mapping	0..1	ref	This reference identifies the crypto profile applicable to the usage (send, receive) of the also referenced Secured IPdu. Obviously, this reference is only applicable if the PduTriggering also references a SecuredIPdu in the role i Pdu.
triggerIPduSend Condition	TriggerIPduSend Condition	*	aggr	Defines the trigger for the Com_TriggerIPDUSend API call. Only if all defined TriggerIPduSendConditions evaluate to true (AND associated) the Com_Trigger IPDUSend API shall be called.

Table C.66: PduTriggering

Class	PhmAction			
Package	M2::AUTOSARTemplates::AdaptivePlatform::PlatformModuleDeployment::PlatformHealthManagement			
Note	This element defined the Actions and ActionLists for the platform health management. Tags: atp.ManifestKind=ExecutionManifest atp.Status=draft			
Base	<i>ARObject</i> , <i>Identifiable</i> , <i>MultilanguageReferrable</i> , <i>Referrable</i>			
Attribute	Type	Mul.	Kind	Note
action	PhmActionItem	*	aggr	Collection of action items. Tags: atp.Status=draft
actionList	PhmActionList	*	aggr	Collection of action lists. Tags: atp.Status=draft

Table C.67: PhmAction

Class	PhmSupervision (abstract)			
Package	M2::AUTOSARTemplates::AdaptivePlatform::PlatformModuleDeployment::PlatformHealthManagement			
Note	Defines the base class for various supervisions. Tags: atp.Status=draft			
Base	<i>ARObject</i> , <i>Identifiable</i> , <i>MultilanguageReferrable</i> , <i>Referrable</i>			
Subclasses	AliveSupervision , DeadlineSupervision , GlobalSupervision , LocalSupervision , LogicalSupervision			
Attribute	Type	Mul.	Kind	Note
–	–	–	–	–

Table C.68: PhmSupervision

Class	PhysicalDimension			
Package	M2::MSR::AsamHdo::Units			
Note	<p>This class represents a physical dimension. If the physical dimension of two units is identical, then a conversion between them is possible. The conversion between units is related to the definition of the physical dimension.</p> <p>Note that the equivalence of the exponents does not per se define the convertibility. For example Energy and Torque share the same exponents (Nm).</p> <p>Please note further the value of an exponent does not necessarily have to be an integer number. It is also possible that the value yields a rational number, e.g. to compute the square root of a given physical quantity. In this case the exponent value would be a rational number where the numerator value is 1 and the denominator value is 2.</p> <p>Tags: atp.recommendedPackage=PhysicalDimensions</p>			
Base	ARElement , ARObject , CollectableElement , Identifiable , MultilanguageReferrable , PackageableElement , Referrable			
Attribute	Type	Mul.	Kind	Note
currentExp	Numerical	0..1	attr	This attribute represents the exponent of the physical dimension "electric current". Tags: xml.sequenceOffset=50
lengthExp	Numerical	0..1	attr	The exponent of the physical dimension "length". Tags: xml.sequenceOffset=20
luminous IntensityExp	Numerical	0..1	attr	The exponent of the physical dimension "luminous intensity". Tags: xml.sequenceOffset=80
massExp	Numerical	0..1	attr	The exponent of the physical dimension "mass". Tags: xml.sequenceOffset=30
molarAmount Exp	Numerical	0..1	attr	The exponent of the physical dimension "quantity of substance". Tags: xml.sequenceOffset=70
temperatureExp	Numerical	0..1	attr	The exponent of the physical dimension "temperature". Tags: xml.sequenceOffset=60
timeExp	Numerical	0..1	attr	The exponent of the physical dimension "time". Tags: xml.sequenceOffset=40

Table C.69: PhysicalDimension

Class	PlatformHealthManagementInterface (abstract)			
Package	M2::AUTOSARTemplates::AdaptivePlatform::ApplicationDesign::PortInterface			
Note	<p>This meta-class provides the abstract ability to define a PortInterface for the interaction with Platform Health Management.</p> <p>Tags: atp.Status=draft</p>			
Base	ARElement , ARObject , AtpBlueprint , AtpBlueprintable , AtpClassifier , AtpType , CollectableElement , Identifiable , MultilanguageReferrable , PackageableElement , PortInterface , Referrable			
Subclasses	PhmHealthChannellInterface , PhmSupervisedEntityInterface			
Attribute	Type	Mul.	Kind	Note
–	–	–	–	–

Table C.70: PlatformHealthManagementInterface

Class	PortGroup			
Package	M2::AUTOSARTemplates::SWComponentTemplate::Components			
Note	Group of ports which share a common functionality, e.g. need specific network resources. This information shall be available on the VFB level in order to delegate it properly via compositions. When propagated into the ECU extract, this information is used as input for the configuration of Services like the Communication Manager. A PortGroup is defined locally in a component (which can be a composition) and refers to the "outer" ports belonging to the group as well as to the "inner" groups which propagate this group into the components which are part of a composition. A PortGroup within an atomic SWC cannot be linked to inner groups.			
Base	<i>ARObject, AtpClassifier, AtpFeature, AtpStructureElement, Identifiable, MultilanguageReferrable, Referrable</i>			
Attribute	Type	Mul.	Kind	Note
innerGroup	PortGroup	*	iref	Links a PortGroup in a composition to another PortGroup, that is defined in a component which is part of this CompositionSwComponentType.
outerPort	PortPrototype	*	ref	Outer PortPrototype of this AtomicSwComponentType which belongs to the group. A port can belong to several groups or to no group at all. Stereotypes: atpVariation Tags: vh.latestBindingTime=preCompileTime

Table C.71: PortGroup

Class	PortPrototype (abstract)			
Package	M2::AUTOSARTemplates::SWComponentTemplate::Components			
Note	Base class for the ports of an AUTOSAR software component. The aggregation of PortPrototypes is subject to variability with the purpose to support the conditional existence of ports.			
Base	<i>ARObject, AtpBlueprintable, AtpFeature, AtpPrototype, Identifiable, MultilanguageReferrable, Referrable</i>			
Subclasses	<i>AbstractProvidedPortPrototype, AbstractRequiredPortPrototype</i>			
Attribute	Type	Mul.	Kind	Note
clientServer Annotation	ClientServerAnnotation	*	aggr	Annotation of this PortPrototype with respect to client/server communication.
delegatedPort Annotation	DelegatedPort Annotation	0..1	aggr	Annotations on this delegated port.
ioHwAbstraction Server Annotation	IoHwAbstractionServer Annotation	*	aggr	Annotations on this IO Hardware Abstraction port.
modePort Annotation	ModePortAnnotation	*	aggr	Annotations on this mode port.
nvDataPort Annotation	NvDataPortAnnotation	*	aggr	Annotations on this non volatile data port.
parameterPort Annotation	ParameterPort Annotation	*	aggr	Annotations on this parameter port.
portPrototype Props	PortPrototypeProps	0..1	aggr	This attribute allows for the definition of further qualification of the semantics of a PortPrototype. Tags: atp.Status=draft
senderReceiver Annotation	SenderReceiver Annotation	*	aggr	Collection of annotations of this ports sender/receiver communication.
triggerPort Annotation	TriggerPortAnnotation	*	aggr	Annotations on this trigger port.

Table C.72: PortPrototype

Class	ProvidedServiceInstance			
Package	M2::AUTOSARTemplates::SystemTemplate::Fibex::Fibex4Ethernet::EthernetTopology			
Note	Service instances that are provided by the ECU that is connected via the ApplicationEndpoint to a CommunicationConnector.			
Base	ARObject, AbstractServiceInstance, Identifiable , MultilanguageReferrable , Referrable			
Attribute	Type	Mul.	Kind	Note
EventHandler	EventHandler	*	aggr	Collection of event callback configurations.
instanceIdentifier	PositiveInteger	0..1	attr	Instance identifier. Can be used for e.g. service discovery to identify the instance of the service.
loadBalancingPriority	PositiveInteger	0..1	attr	Defines the value to be used for load balancing priority in the service offer. Lower value means higher priority.
loadBalancingWeight	PositiveInteger	0..1	attr	Defines the value to be used for load balancing weight in the service offer. Higher value means higher probability to be chosen.
priority	PositiveInteger	0..1	attr	Defines the frame priority where values from 0 (best effort) to 7 (highest) are allowed.
sdServerConfig	SdServerConfig	0..1	aggr	Service Discovery Server configuration.
serviceIdentifier	PositiveInteger	0..1	attr	Service ID. Shall be unique within one system to allow service discovery.

Table C.73: ProvidedServiceInstance

Class	PskIdentityToKeySlotMapping			
Package	M2::AUTOSARTemplates::AdaptivePlatform::ServiceInstanceManifest::SecureCommunication			
Note	This meta-class allows to map a PresharedKeyIdentity to a concrete key that will be used for a crypto operation. Tags: atp.ManifestKind=MachineManifest atp.Status=draft			
Base	ARObject, Identifiable , MultilanguageReferrable , Referrable			
Attribute	Type	Mul.	Kind	Note
–	–	–	–	–

Table C.74: PskIdentityToKeySlotMapping

Class	RPortComSpec (abstract)			
Package	M2::AUTOSARTemplates::SWComponentTemplate::Communication			
Note	Communication attributes of a required PortPrototype. This class will contain attributes that are valid for all kinds of require-ports, independent of client-server or sender-receiver communication patterns.			
Base	ARObject			
Subclasses	ClientComSpec , ModeSwitchReceiverComSpec , NvRequireComSpec , ParameterRequireComSpec , PersistencyDataRequiredComSpec , ReceiverComSpec			
Attribute	Type	Mul.	Kind	Note
–	–	–	–	–

Table C.75: RPortComSpec

Class	RPortPrototype			
Package	M2::AUTOSARTemplates::SWComponentTemplate::Components			
Note	Component port requiring a certain port interface.			
Base	ARObject, AbstractRequiredPortPrototype , AtpBlueprintable , AtpFeature , AtpPrototype , Identifiable , MultilanguageReferrable , PortPrototype , Referrable			
Attribute	Type	Mul.	Kind	Note
required Interface	PortInterface	1	tref	The interface that this port requires, i.e. the port depends on another port providing the specified interface. Stereotypes: isOfType

Table C.76: RPortPrototype

Class	RecordValueSpecification			
Package	M2::AUTOSARTemplates::CommonStructure::Constants			
Note	Specifies the values for a record.			
Base	ARObject, CompositeValueSpecification , ValueSpecification			
Attribute	Type	Mul.	Kind	Note
field (ordered)	ValueSpecification	1..*	aggr	The value for a single record field. This could also be mapped explicitly to a record element of the data type using the shortName of the ValueSpecification. But this would introduce a relationship to the data type that is too strong. As of now, it is only important that the structure of the data type matches the structure of the Value Specification independently of the shortNames. Stereotypes: atpVariation Tags: vh.latestBindingTime=preCompileTime

Table C.77: RecordValueSpecification

Primitive	Ref			
Package	M2::AUTOSARTemplates::GenericStructure::GeneralTemplateClasses::PrimitiveTypes			
Note	<p>This primitive denotes a name based reference. For detailed syntax see the xsd.pattern.</p> <ul style="list-style-type: none"> • first slash (relative or absolute reference) [optional] • Identifier [required] • a sequence of slashes and Identifiers [optional] <p>This primitive is used by the meta-model tools to create the references.</p> <p>Tags: xml.xsd.customType=REF xml.xsd.pattern=?[a-zA-Z][a-zA-Z0-9_]{0,127}/([a-zA-Z][a-zA-Z0-9_]{0,127})* xml.xsd.type=string</p>			
Attribute	Datatype	Mul.	Kind	Note
base	Identifier	0..1	attr	This attribute reflects the base to be used for this reference. Tags: xml.attribute=true
blueprintValue	String	0..1	attr	This represents a description that documents how the value shall be defined when deriving objects from the blueprint. Tags: atp.Status=draft xml.attribute=true





Primitive	Ref			
index	PositiveInteger	0..1	attr	This attribute supports the use case to point on specific elements in an array. This is in particular required if arrays are used to implement particular data objects. Tags: xml.attribute=true

Table C.78: Ref

Class	ReferenceValueSpecification			
Package	M2::AUTOSARTemplates::CommonStructure::Constants			
Note	Specifies a reference to a data prototype to be used as an initial value for a pointer in the software.			
Base	ARObject, ValueSpecification			
Attribute	Type	Mul.	Kind	Note
referenceValue	DataPrototype	1	ref	The referenced data prototype.

Table C.79: ReferenceValueSpecification

Class	Referrable (abstract)			
Package	M2::AUTOSARTemplates::GenericStructure::GeneralTemplateClasses::Identifiable			
Note	Instances of this class can be referred to by their identifier (while adhering to namespace borders).			
Base	ARObject			
Subclasses	AtpDefinition, BswDistinguishedPartition, BswModuleCallPoint, BswModuleClientServerEntry, BswVariableAccess, CouplingPortTrafficClassAssignment, CppImplementationDataTypeContextTarget, DiagnosticDebounceAlgorithmProps, DiagnosticEnvModeElement, EthernetPriorityRegeneration, EventHandler, ExclusiveAreaNestingOrder, HwDescriptionEntity, ImplementationProps, LinSlaveConfigIdent, ModeTransition, MultilanguageReferrable, NetworkConfiguration, NmNetworkHandle, PncMappingIdent, SingleLanguageReferrable, SocketConnectionBundle, SomeipRequiredEventGroup, TimeSyncServerConfiguration, TpConnectionIdent			
Attribute	Type	Mul.	Kind	Note
shortName	Identifier	1	attr	This specifies an identifying shortName for the object. It needs to be unique within its context and is intended for humans but even more for technical reference. Tags: xml.enforceMinMultiplicity=true xml.sequenceOffset=-100
shortNameFragment	ShortNameFragment	*	aggr	This specifies how the Referrable.shortName is composed of several shortNameFragments. Tags: xml.sequenceOffset=-90

Table C.80: Referrable

Primitive	RevisionLabelString			
Package	M2::AUTOSARTemplates::GenericStructure::GeneralTemplateClasses::PrimitiveTypes			
Note	This primitive represents a revision label which identifies an engineering object. It represents a pattern which <ul style="list-style-type: none"> requires three integers representing from left to right MajorVersion, MinorVersion, PatchVersion. may add an application specific suffix separated by one of ".", "_", ";". Legal patterns are for example:			





Primitive	RevisionLabelString
	<p>4.0.0 4.0.0.1234565 4.0.0_vendor specific;13 4.0.0;12</p> <p>Tags: xml.xsd.customType=REVISION-LABEL-STRING xml.xsd.pattern=[0-9]+\.[0-9]+\.[0-9]+([\._;]*)? xml.xsd.type=string</p>

Table C.81: RevisionLabelString

Class	RoleBasedPortAssignment			
Package	M2::AUTOSARTemplates::SWComponentTemplate::SwcInternalBehavior::ServiceMapping			
Note	This class specifies an assignment of a role to a particular service port (RPortPrototype or PPort Prototype) of an AtomicSwComponentType. With this assignment, the role of the service port can be mapped to a specific ServiceNeeds element, so that a tool is able to create the correct connector.			
Base	ARObject			
Attribute	Type	Mul.	Kind	Note
portPrototype	PortPrototype	1	ref	Service PortPrototype used in the assigned role. This PortPrototype shall either belong to the same AtomicSw ComponentType as the SwcInternalBehavior which owns the ServiceDependency or to the same NvBlockSw ComponentType as the NvBlockDescriptor.
role	Identifier	1	attr	This is the role of the assigned Port in the given context. The value shall be a shortName of the Blueprint of a Port Interface as standardized in the Software Specification of the related AUTOSAR Service.

Table C.82: RoleBasedPortAssignment

Class	Sd			
Package	M2::MSR::AsamHdo::SpecialData			
Note	This class represents a primitive element in a special data group.			
Base	ARObject			
Attribute	Type	Mul.	Kind	Note
gid	NameToken	1	attr	This attributes specifies an identifier. Gid comes from the SGML/XML-Term "Generic Identifier" which is the element name in XML. The role of this attribute is the same as the name of an XML - element. Tags: xml.attribute=true
value	VerbatimStringPlain	1	attr	This is the value of the special data. Tags: xml.roleElement=false xml.roleWrapperElement=false xml.typeElement=false xml.typeWrapperElement=false





Class	Sd			
xmlSpace	XmlSpaceEnum	0..1	attr	<p>This attribute is used to signal an intention that in that element, white space should be preserved by applications. It is defined according to xml:space as declared by W3C.</p> <p>Tags: xml.attribute=true xml.attributeRef=true xml.enforceMinMultiplicity=true xml.name=space xml.nsPrefix=xml</p>

Table C.83: Sd

Class	Sdg			
Package	M2::MSR::AsamHdo::SpecialData			
Note	<p>Sdg (SpecialDataGroup) is a generic model which can be used to keep arbitrary information which is not explicitly modeled in the meta-model.</p> <p>Sdg can have various contents as defined by sdgContentsType. Special Data should only be used moderately since all elements should be defined in the meta-model.</p> <p>Thereby SDG should be considered as a temporary solution when no explicit model is available. If an sdg Caption is available, it is possible to establish a reference to the sdg structure.</p>			
Base	ARObject			
Attribute	Type	Mul.	Kind	Note
gid	NameToken	1	attr	<p>This attributes specifies an identifier. Gid comes from the SGML/XML-Term "Generic Identifier" which is the element name in XML. The role of this attribute is the same as the name of an XML - element.</p> <p>Tags: xml.attribute=true</p>
sdgCaption	SdgCaption	0..1	aggr	<p>This aggregation allows to assign the properties of Identifiable to the sdg. By this, a shortName etc. can be assigned to the Sdg.</p> <p>Tags: xml.sequenceOffset=20</p>
sdgCaptionRef	SdgCaption	0..1	ref	<p>This association allows to reuse an already existing caption.</p> <p>Tags: xml.name=SDG-CAPTION-REF xml.sequenceOffset=25</p>
sdgContentsType	SdgContents	0..1	aggr	<p>This is the content of the Sdg.</p> <p>Tags: xml.roleElement=false xml.roleWrapperElement=false xml.sequenceOffset=30 xml.typeElement=false xml.typeWrapperElement=false</p>

Table C.84: Sdg

Class	SecOcDeployment
Package	M2::AUTOSARTemplates::AdaptivePlatform::ServiceInstanceManifest::SecureCommunication
Note	<p>The meta-class represents the ability to define a deployment of the SecOc communication protocol configuration settings to crypto module entities.</p> <p>Tags: atp.ManifestKind=MachineManifest atp.Status=draft</p>





Class	SecOcDeployment			
Base	<i>ARObject</i> , <i>Identifiable</i> , <i>MultilanguageReferrable</i> , <i>Referrable</i> , <i>SecureCommunicationDeployment</i>			
Attribute	Type	Mul.	Kind	Note
secOcJob Mapping	SecOcJobMapping	*	aggr	Mapping of the JobRequirement to a concrete crypto job. Tags: atp.Status=draft

Table C.85: SecOcDeployment

Class	SecOcJobMapping			
Package	M2::AUTOSARTemplates::AdaptivePlatform::ServiceInstanceManifest::SecureCommunication			
Note	<p>This meta-class allows to map a SecOcJobRequirement to a concrete crypto job that will fulfill the Job Requirement.</p> <p>The crypto job represents a call to a specific routine that implements a crypto function and that uses a specific key and refers to a specific primitive as a formal representation of the crypto algorithm.</p> <p>Tags: atp.ManifestKind=MachineManifest atp.Status=draft</p>			
Base	<i>ARObject</i> , <i>Identifiable</i> , <i>MultilanguageReferrable</i> , <i>Referrable</i>			
Attribute	Type	Mul.	Kind	Note
secOcJob Requirement	SecOcJobRequirement	1	ref	Reference to a SecOC JobRequirement that defines requirements for the cryptographic job that need to be executed. Tags: atp.Status=draft

Table C.86: SecOcJobMapping

Class	SecureCommunicationDeployment (abstract)			
Package	M2::AUTOSARTemplates::AdaptivePlatform::ServiceInstanceManifest::SecureCommunication			
Note	<p>The meta-class represents the ability to define a deployment of secure communication protocol configuration settings to crypto module entities.</p> <p>Tags: atp.ManifestKind=MachineManifest atp.Status=draft</p>			
Base	<i>ARObject</i> , <i>Identifiable</i> , <i>MultilanguageReferrable</i> , <i>Referrable</i>			
Subclasses	SecOcDeployment , TlsDeployment			
Attribute	Type	Mul.	Kind	Note
–	–	–	–	–

Table C.87: SecureCommunicationDeployment

Class	SenderReceiverInterface			
Package	M2::AUTOSARTemplates::SWComponentTemplate::PortInterface			
Note	<p>A sender/receiver interface declares a number of data elements to be sent and received.</p> <p>Tags: atp.recommendedPackage=PortInterfaces</p>			
Base	<i>ARElement</i> , <i>ARObject</i> , <i>AtpBlueprint</i> , <i>AtpBlueprintable</i> , <i>AtpClassifier</i> , <i>AtpType</i> , <i>CollectableElement</i> , <i>DataInterface</i> , <i>Identifiable</i> , <i>MultilanguageReferrable</i> , <i>PackageableElement</i> , <i>PortInterface</i> , <i>Referrable</i>			
Attribute	Type	Mul.	Kind	Note
dataElement	VariableDataPrototype	1..*	aggr	The data elements of this SenderReceiverInterface.





Class	SenderReceiverInterface			
invalidationPolicy	InvalidationPolicy	*	aggr	InvalidationPolicy for a particular dataElement

Table C.88: SenderReceiverInterface

Class	ServerComSpec			
Package	M2::AUTOSARTemplates::SWComponentTemplate::Communication			
Note	Communication attributes for a server port (PPortPrototype and ClientServerInterface).			
Base	ARObject, PPortComSpec			
Attribute	Type	Mul.	Kind	Note
operation	ClientServerOperation	0..1	ref	Operation these communication attributes apply to.
queueLength	PositiveInteger	1	attr	Length of call queue on the server side.
transformationComSpecProps	TransformationComSpecProps	*	aggr	This references the TransformationComSpecProps which define port-specific configuration for data transformation.

Table C.89: ServerComSpec

Class	ServiceNeeds (abstract)			
Package	M2::AUTOSARTemplates::CommonStructure::ServiceNeeds			
Note	This expresses the abstract needs that a Software Component or Basic Software Module has on the configuration of an AUTOSAR Service to which it will be connected. "Abstract needs" means that the model abstracts from the Configuration Parameters of the underlying Basic Software.			
Base	ARObject, Identifiable, MultilanguageReferrable, Referrable			
Subclasses	BswMgrNeeds, ComMgrUserNeeds, CryptoServiceJobNeeds, CryptoServiceNeeds, DiagnosticCapabilityElement, DltUserNeeds, DolpServiceNeeds, EcuStateMgrUserNeeds, ErrorTracerNeeds, FunctionInhibitionAvailabilityNeeds, FunctionInhibitionNeeds, GlobalSupervisionNeeds, HardwareTestNeeds, IndicatorStatusNeeds, J1939RmIncomingRequestServiceNeeds, J1939RmOutgoingRequestServiceNeeds, NvBlockNeeds, SecureOnBoardCommunicationNeeds, SupervisedEntityCheckpointNeeds, SupervisedEntityNeeds, SyncTimeBaseMgrUserNeeds, V2xFacUserNeeds, V2xMUserNeeds, VendorSpecificServiceNeeds			
Attribute	Type	Mul.	Kind	Note
–	–	–	–	–

Table C.90: ServiceNeeds

Class	ServiceSwComponentType			
Package	M2::AUTOSARTemplates::SWComponentTemplate::Components			
Note	ServiceSwComponentType is used for configuring services for a given ECU. Instances of this class are only to be created in ECU Configuration phase for the specific purpose of the service configuration. Tags: atp.recommendedPackage=SwComponentTypes			
Base	ARElement, ARObject, AtomicSwComponentType, AtpBlueprint, AtpBlueprintable, AtpClassifier, AtpType, CollectableElement, Identifiable, MultilanguageReferrable, PackageableElement, Referrable, SwComponentType			
Attribute	Type	Mul.	Kind	Note
–	–	–	–	–

Table C.91: ServiceSwComponentType

Class	SocketConnection			
Package	M2::AUTOSARTemplates::SystemTemplate::Fibex::Fibex4Ethernet::EthernetCommunication			
Note	The SoAd serves as a (De)Multiplexer between different PDU sources and the TCP/IP stack.			
Base	ARObject, Describable			
Attribute	Type	Mul.	Kind	Note
allowedIPv6Ext Headers	IPv6ExtHeaderFilterList	0..1	ref	Reference to a list of IPv6 Extension Headers allowed for this SocketConnection. If no list is referenced all IPv6 Extension Headers are allowed and processed.
allowedTcp Options	TcpOptionFilterList	0..1	ref	Reference to a list of TCP options allowed for this Socket Connection.
clientIpAddr From Connection Request	Boolean	0..1	attr	If set to true the Server "learns" the client IP address on connection request. This means that the statically configured IP Address of the related client shall be ignored. If set to false the Server only accepts statically configured IP address, e.g. 192.168.1.2. This means that the statically configured IP Address of the Client shall be used.
clientPort	SocketAddress	0..1	ref	Client Port for TCP/UDP connection in an abstract communication sense. The client is the major requester of the communication. Please note that the client may also produce data.
clientPortFrom Connection Request	Boolean	0..1	attr	If set to true the Server "learns" the client Port on connection request. This means that the statically configured Port of the related client shall be ignored. If set to false the Server only accepts statically configured Port. This means that the statically configured Port of the Client shall be used.
pdu	SocketConnectionIpdu Identifier	*	aggr	PDUs handed over by the PDU Router (Transmission over the Ethernet) or PDUs handed over by SoAd (Reception over Ethernet). Multiple IPdus can be transmitted over one socket connection.
pduCollection MaxBufferSize	PositiveInteger	0..1	attr	Defines the maximum buffer size in Byte which shall be filled before a socket with Pdu collection enabled shall be transmitted to the lower layer.
pduCollection Timeout	TimeValue	0..1	attr	Defines the time in seconds which shall pass before a socket with Pdu collection enabled shall be transmitted to the lower layer after the first Pdu has been put into the socket buffer.
runtimeIp Address Configuration	RuntimeAddress ConfigurationEnum	0..1	attr	This attribute determines which protocol is used by the client to obtain the IP Address information. If this attribute is not set to none the value determines the service used by the client to obtain the IP Address information for the SocketConnection. If this attribute is set to none the client used the statically configured IP Address information.
runtimePort Configuration	RuntimeAddress ConfigurationEnum	0..1	attr	This attribute determines which protocol is used by the client to obtain the Port information. If this attribute is not set to none the value determines the service used by the client to obtain the Port information for the Socket Connection. If this attribute is set to none the client uses the statically configured Port information.
shortLabel	Identifier	0..1	attr	This attribute specifies an identifying shortName for the SocketConnection. It shall be unique within its context.

Table C.92: SocketConnection

Class	SwBaseType			
Package	M2::MSR::AsamHdo::BaseTypes			
Note	This meta-class represents a base type used within ECU software. Tags: atp.recommendedPackage=BaseTypes			
Base	ARElement , ARObject , AtpBlueprint , AtpBlueprintable , BaseType , CollectableElement , Identifiable , MultilanguageReferrable , PackageableElement , Referrable			
Attribute	Type	Mul.	Kind	Note
–	–	–	–	–

Table C.93: SwBaseType

Class	SwComponentPrototype			
Package	M2::AUTOSARTemplates::SWComponentTemplate::Composition			
Note	Role of a software component within a composition.			
Base	ARObject , AtpFeature , AtpPrototype , Identifiable , MultilanguageReferrable , Referrable			
Attribute	Type	Mul.	Kind	Note
type	SwComponentType	1	tref	Type of the instance. Stereotypes: isOfType

Table C.94: SwComponentPrototype

Class	SwConnector (abstract)			
Package	M2::AUTOSARTemplates::SWComponentTemplate::Composition			
Note	The base class for connectors between ports. Connectors have to be identifiable to allow references from the system constraint template.			
Base	ARObject , AtpClassifier , AtpFeature , AtpStructureElement , Identifiable , MultilanguageReferrable , Referrable			
Subclasses	AssemblySwConnector , DelegationSwConnector , PassThroughSwConnector			
Attribute	Type	Mul.	Kind	Note
mapping	PortInterfaceMapping	0..1	ref	Reference to a PortInterfaceMapping specifying the mapping of unequal named PortInterface elements of the two different PortInterfaces typing the two PortPrototypes which are referenced by the ConnectorPrototype.

Table C.95: SwConnector

Class	«atpVariation» SwDataDefProps
Package	M2::MSR::DataDictionary::DataDefProperties
Note	<p>This class is a collection of properties relevant for data objects under various aspects. One could consider this class as a "pattern of inheritance by aggregation". The properties can be applied to all objects of all classes in which SwDataDefProps is aggregated.</p> <p>Note that not all of the attributes or associated elements are useful all of the time. Hence, the process definition (e.g. expressed with an OCL or a Document Control Instance MSR-DCI) has the task of implementing limitations.</p> <p>SwDataDefProps covers various aspects:</p> <ul style="list-style-type: none"> • Structure of the data element for calibration use cases: is it a single value, a curve, or a map, but also the recordLayouts which specify how such elements are mapped/converted to the Data





Class	«atpVariation» SwDataDefProps			
	<p>Types in the programming language (or in AUTOSAR). This is mainly expressed by properties like <code>swRecordLayout</code> and <code>swCalprmAxisSet</code></p> <ul style="list-style-type: none"> Implementation aspects, mainly expressed by <code>swImplPolicy</code>, <code>swVariableAccessImplPolicy</code>, <code>swAddrMethod</code>, <code>swPointerTargetProps</code>, <code>baseType</code>, <code>implementationDataType</code> and <code>additionalNativeTypeQualifier</code> Access policy for the MCD system, mainly expressed by <code>swCalibrationAccess</code> Semantics of the data element, mainly expressed by <code>compuMethod</code> and/or <code>unit</code>, <code>dataConstr</code>, <code>invalidValue</code> Code generation policy provided by <code>swRecordLayout</code> <p>Tags: <code>vh.latestBindingTime=codeGenerationTime</code></p>			
Base	<i>ARObject</i>			
Attribute	Type	Mul.	Kind	Note
additionalNativeTypeQualifier	NativeDeclarationString	0..1	attr	<p>This attribute is used to declare native qualifiers of the programming language which can neither be deduced from the <code>baseType</code> (e.g. because the data object describes a pointer) nor from other more abstract attributes. Examples are qualifiers like "volatile", "strict" or "enum" of the C-language. All such declarations have to be put into one string.</p> <p>Tags: <code>xml.sequenceOffset=235</code></p>
annotation	Annotation	*	aggr	<p>This aggregation allows to add annotations (yellow pads ...) related to the current data object.</p> <p>Tags: <code>xml.roleElement=true</code> <code>xml.roleWrapperElement=true</code> <code>xml.sequenceOffset=20</code> <code>xml.typeElement=false</code> <code>xml.typeWrapperElement=false</code></p>
baseType	SwBaseType	0..1	ref	<p>Base type associated with the containing data object.</p> <p>Tags: <code>xml.sequenceOffset=50</code></p>
compuMethod	CompuMethod	0..1	ref	<p>Computation method associated with the semantics of this data object.</p> <p>Tags: <code>xml.sequenceOffset=180</code></p>
dataConstr	DataConstr	0..1	ref	<p>Data constraint for this data object.</p> <p>Tags: <code>xml.sequenceOffset=190</code></p>
displayFormat	DisplayFormatString	0..1	attr	<p>This property describes how a number is to be rendered e.g. in documents or in a measurement and calibration system.</p> <p>Tags: <code>xml.sequenceOffset=210</code></p>
displayPresentation	DisplayPresentationEnum	0..1	attr	<p>This attribute controls the presentation of the related data for measurement and calibration tools.</p>
implementationDataType	AbstractImplementationDataType	0..1	ref	<p>This association denotes the <code>ImplementationDataType</code> of a data declaration via its aggregated <code>SwDataDefProps</code>. It is used whenever a data declaration is not directly referring to a base type. Especially</p> <ul style="list-style-type: none"> redefinition of an <code>ImplementationDataType</code> via a "typedef" to another <code>ImplementationDatatype</code> the target type of a pointer (see <code>SwPointerTargetProps</code>), if it does not refer to a base type directly





Class	«atpVariation» SwDataDefProps			
				<p>△</p> <ul style="list-style-type: none"> the data type of an array or record element within an ImplementationDataType, if it does not refer to a base type directly the data type of an SwServiceArg, if it does not refer to a base type directly <p>Tags: xml.sequenceOffset=215</p>
invalidValue	ValueSpecification	0..1	aggr	<p>Optional value to express invalidity of the actual data element.</p> <p>Tags: xml.sequenceOffset=255</p>
stepSize	Float	0..1	attr	<p>This attribute can be used to define a value which is added to or subtracted from the value of a DataPrototype when using up/down keys while calibrating.</p>
swAddrMethod	SwAddrMethod	0..1	ref	<p>Addressing method related to this data object. Via an association to the same SwAddrMethod it can be specified that several DataPrototypes shall be located in the same memory without already specifying the memory section itself.</p> <p>Tags: xml.sequenceOffset=30</p>
swAlignment	AlignmentType	0..1	attr	<p>The attribute describes the intended alignment of the DataPrototype. If the attribute is not defined the alignment is determined by the swBaseType size and the memory AllocationKeywordPolicy of the referenced SwAddr Method.</p> <p>Tags: xml.sequenceOffset=33</p>
swBit Representation	SwBitRepresentation	0..1	aggr	<p>Description of the binary representation in case of a bit variable.</p> <p>Tags: xml.sequenceOffset=60</p>
swCalibration Access	SwCalibrationAccess Enum	0..1	attr	<p>Specifies the read or write access by MCD tools for this data object.</p> <p>Tags: xml.sequenceOffset=70</p>
swCalprmAxis Set	SwCalprmAxisSet	0..1	aggr	<p>This specifies the properties of the axes in case of a curve or map etc. This is mainly applicable to calibration parameters.</p> <p>Tags: xml.sequenceOffset=90</p>
swComparison Variable	SwVariableRefProxy	*	aggr	<p>Variables used for comparison in an MCD process.</p> <p>Tags: xml.sequenceOffset=170 xml.typeElement=false</p>
swData Dependency	SwDataDependency	0..1	aggr	<p>Describes how the value of the data object has to be calculated from the value of another data object (by the MCD system).</p> <p>Tags: xml.sequenceOffset=200</p>
swHostVariable	SwVariableRefProxy	0..1	aggr	<p>Contains a reference to a variable which serves as a host-variable for a bit variable. Only applicable to bit objects.</p> <p>Tags: xml.sequenceOffset=220 xml.typeElement=false</p>
swImplPolicy	SwImplPolicyEnum	0..1	attr	<p>Implementation policy for this data object.</p> <p>Tags: xml.sequenceOffset=230</p>





Class	«atpVariation» SwDataDefProps			
swIntendedResolution	Numerical	0..1	attr	<p>The purpose of this element is to describe the requested quantization of data objects early on in the design process.</p> <p>The resolution ultimately occurs via the conversion formula present (compuMethod), which specifies the transition from the physical world to the standardized world (and vice-versa) (here, "the slope per bit" is present implicitly in the conversion formula).</p> <p>In the case of a development phase without a fixed conversion formula, a pre-specification can occur through swIntendedResolution.</p> <p>The resolution is specified in the physical domain according to the property "unit".</p> <p>Tags: xml.sequenceOffset=240</p>
swInterpolationMethod	Identifier	0..1	attr	<p>This is a keyword identifying the mathematical method to be applied for interpolation. The keyword needs to be related to the interpolation routine which needs to be invoked.</p> <p>Tags: xml.sequenceOffset=250</p>
swIsVirtual	Boolean	0..1	attr	<p>This element distinguishes virtual objects. Virtual objects do not appear in the memory, their derivation is much more dependent on other objects and hence they shall have a swDataDependency .</p> <p>Tags: xml.sequenceOffset=260</p>
swPointerTargetProps	SwPointerTargetProps	0..1	aggr	<p>Specifies that the containing data object is a pointer to another data object.</p> <p>Tags: xml.sequenceOffset=280</p>
swRecordLayout	SwRecordLayout	0..1	ref	<p>Record layout for this data object.</p> <p>Tags: xml.sequenceOffset=290</p>
swRefreshTiming	MultidimensionalTime	0..1	aggr	<p>This element specifies the frequency in which the object involved shall be or is called or calculated. This timing can be collected from the task in which write access processes to the variable run. But this cannot be done by the MCD system.</p> <p>So this attribute can be used in an early phase to express the desired refresh timing and later on to specify the real refresh timing.</p> <p>Tags: xml.sequenceOffset=300</p>
swTextProps	SwTextProps	0..1	aggr	<p>the specific properties if the data object is a text object.</p> <p>Tags: xml.sequenceOffset=120</p>
swValueBlockSize	Numerical	0..1	attr	<p>This represents the size of a Value Block</p> <p>Stereotypes: atpVariation Tags: vh.latestBindingTime=preCompileTime xml.sequenceOffset=80</p>
swValueBlockSize Mult (ordered)	Numerical	*	attr	<p>This attribute is used to specify the dimensions of a value block (VAL_BLK) for the case that that value block has more than one dimension.</p> <p>The dimensions given in this attribute are ordered such that the first entry represents the first dimension, the second entry represents the second dimension, and so on.</p>



△

Class	«atpVariation» SwDataDefProps			
				<p>△</p> <p>For one-dimensional value blocks the attribute swValueBlockSize shall be used and this attribute shall not exist.</p> <p>Stereotypes: atpVariation Tags: vh.latestBindingTime=preCompileTime</p>
unit	Unit	0..1	ref	<p>Physical unit associated with the semantics of this data object. This attribute applies if no compuMethod is specified. If both units (this as well as via compuMethod) are specified the units shall be compatible.</p> <p>Tags: xml.sequenceOffset=350</p>
valueAxisDataType	ApplicationPrimitiveDataType	0..1	ref	<p>The referenced ApplicationPrimitiveDataType represents the primitive data type of the value axis within a compound primitive (e.g. curve, map). It supersedes CompuMethod, Unit, and BaseType.</p> <p>Tags: xml.sequenceOffset=355</p>

Table C.96: SwDataDefProps

Class	SwPointerTargetProps			
Package	M2::MSR::DataDictionary::DataDefProperties			
Note	<p>This element defines, that the data object (which is specified by the aggregating element) contains a reference to another data object or to a function in the CPU code. This corresponds to a pointer in the C-language.</p> <p>The attributes of this element describe the category and the detailed properties of the target which is either a data description or a function signature.</p>			
Base	ARObject			
Attribute	Type	Mul.	Kind	Note
functionPointerSignature	BswModuleEntry	0..1	ref	<p>The referenced BswModuleEntry serves as the signature of a function pointer definition. Primary use case: function pointer passed as argument to other function.</p> <p>Tags: xml.sequenceOffset=40</p>
swDataDefProps	SwDataDefProps	0..1	aggr	<p>The properties of the target data type.</p> <p>Tags: xml.sequenceOffset=30</p>
targetCategory	Identifier	0..1	attr	<p>This specifies the category of the target:</p> <ul style="list-style-type: none"> In case of a data pointer, it shall specify the category of the referenced data. In case of a function pointer, it could be used to denote the category of the referenced BswModuleEntry. Since currently no categories for BswModuleEntry are defined it will be empty. <p>Tags: xml.sequenceOffset=5</p>

Table C.97: SwPointerTargetProps

Class	SwRecordLayout			
Package	M2::MSR::DataDictionary::RecordLayout			
Note	<p>Defines how the data objects (variables, calibration parameters etc.) are to be stored in the ECU memory. As an example, this definition specifies the sequence of axis points in the ECU memory. Iterations through axis values are stored within the sub-elements swRecordLayoutGroup.</p> <p>Tags: atp.recommendedPackage=SwRecordLayouts</p>			
Base	ARElement , ARObject , CollectableElement , Identifiable , MultilanguageReferrable , PackageableElement , Referrable			
Attribute	Type	Mul.	Kind	Note
swRecordLayoutGroup	SwRecordLayoutGroup	1	aggr	<p>This is the top level record layout group.</p> <p>Tags: xml.roleElement=true xml.roleWrapperElement=false xml.sequenceOffset=20 xml.typeElement=false xml.typeWrapperElement=false</p>

Table C.98: SwRecordLayout

Class	SystemSignal			
Package	M2::AUTOSARTemplates::SystemTemplate::Fibex::FibexCore::CoreCommunication			
Note	<p>The system signal represents the communication system's view of data exchanged between SW components which reside on different ECUs. The system signals allow to represent this communication in a flattened structure, with exactly one system signal defined for each data element prototype sent and received by connected SW component instances.</p> <p>Tags: atp.recommendedPackage=SystemSignals</p>			
Base	ARElement , ARObject , CollectableElement , Identifiable , MultilanguageReferrable , PackageableElement , Referrable			
Attribute	Type	Mul.	Kind	Note
dynamicLength	Boolean	1	attr	The length of dynamic length signals is variable in run-time. Only a maximum length of such a signal is specified in the configuration (attribute length in ISignal element).
physicalProps	SwDataDefProps	0..1	aggr	Specification of the physical representation.

Table C.99: SystemSignal

Class	TimeSynchronizationInterface (abstract)			
Package	M2::AUTOSARTemplates::AdaptivePlatform::ApplicationDesign::PortInterface			
Note	<p>This meta-class provides the abstract ability to define a PortInterface for the interaction with Time Synchronization.</p> <p>Tags: atp.Status=draft</p>			
Base	ARElement , ARObject , AtpBlueprint , AtpBlueprintable , AtpClassifier , AtpType , CollectableElement , Identifiable , MultilanguageReferrable , PackageableElement , PortInterface , Referrable			
Subclasses	TimeSynchronizationMasterInterface , TimeSynchronizationPureLocalInterface , TimeSynchronizationSlaveInterface			
Attribute	Type	Mul.	Kind	Note
—	—	—	—	—

Table C.100: TimeSynchronizationInterface

Class	TlsCryptoServiceMapping			
Package	M2::AUTOSARTemplates::SystemTemplate::SecureCommunication			
Note	<p>This meta-class has the ability to represent a crypto service mapping for the socket-based configuration of Transport Layer Security (TLS).</p> <p>Tags: atp.Status=draft atp.recommendedPackage=CryptoServiceMappings</p>			
Base	<i>ARObject</i> , <i>CryptoServiceMapping</i> , <i>Identifiable</i> , <i>MultilanguageReferrable</i> , <i>Referrable</i>			
Attribute	Type	Mul.	Kind	Note
keyExchange	CryptoServicePrimitive	*	ref	<p>This reference identifies the shared(i.e. applicable for each of the aggregated cipher suites) crypto service primitive for the execution of key exchange during the handshake phase.</p> <p>Tags: atp.Status=draft</p>
tlsCipherSuite	TlsCryptoCipherSuite	*	aggr	<p>This aggregation represents the collection of supported cipher suites.</p> <p>Tags: atp.Status=draft</p>

Table C.101: TlsCryptoServiceMapping

Class	TlsDeployment			
Package	M2::AUTOSARTemplates::AdaptivePlatform::ServiceInstanceManifest::SecureCommunication			
Note	<p>The meta-class represents the ability to define a deployment of the TLS communication protocol configuration settings to crypto module entities.</p> <p>Tags: atp.ManifestKind=MachineManifest atp.Status=draft</p>			
Base	<i>ARObject</i> , <i>Identifiable</i> , <i>MultilanguageReferrable</i> , <i>Referrable</i> , <i>SecureCommunicationDeployment</i>			
Attribute	Type	Mul.	Kind	Note
pskIdentityToKeySlotMapping	PskIdentityToKeySlotMapping	*	aggr	<p>Mapping of TLS-PSK to a concrete key defined in the CryptoDeployment.</p> <p>Tags: atp.Status=draft</p>
tlsJobMapping	TlsJobMapping	*	aggr	<p>Mapping of the JobRequirement to a concrete crypto job.</p> <p>Tags: atp.Status=draft</p>

Table C.102: TlsDeployment

Class	TlsJobMapping			
Package	M2::AUTOSARTemplates::AdaptivePlatform::ServiceInstanceManifest::SecureCommunication			
Note	<p>This meta-class allows to map a TlsJobRequirement to a concrete crypto job that will fulfill the Job Requirement.</p> <p>The crypto job represents a call to a specific routine that implements a crypto function and that uses a specific key and refers to a specific primitive as a formal representation of the crypto algorithm.</p> <p>Tags: atp.ManifestKind=MachineManifest atp.Status=draft</p>			
Base	<i>ARObject</i> , <i>Identifiable</i> , <i>MultilanguageReferrable</i> , <i>Referrable</i>			
Attribute	Type	Mul.	Kind	Note
—	—	—	—	—

Table C.103: TlsJobMapping

Class	TransformationProps (abstract)			
Package	M2::AUTOSARTemplates::SystemTemplate::Transformer			
Note	This meta-class represents a abstract base class for transformation settings.			
Base	ARObject, Identifiable, MultilanguageReferrable, Referrable			
Subclasses	ApSomeipTransformationProps, SOMEIPTransformationProps, UserDefinedTransformationProps			
Attribute	Type	Mul.	Kind	Note
–	–	–	–	–

Table C.104: TransformationProps

Enumeration	TransportLayerProtocolEnum			
Package	M2::AUTOSARTemplates::AdaptivePlatform::ServiceInstanceManifest::ServiceInstanceDeployment			
Note	This enumeration allows to choose a TCP/IP transport layer protocol. Tags: atp.Status=draft			
Literal	Description			
tcp	Transmission control protocol Tags: atp.EnumerationValue=1			
udp	User datagram protocol Tags: atp.EnumerationValue=0			

Table C.105: TransportLayerProtocolEnum

Class	Trigger			
Package	M2::AUTOSARTemplates::CommonStructure::TriggerDeclaration			
Note	A trigger which is provided (i.e. released) or required (i.e. used to activate something) in the given context.			
Base	ARObject, AtpClassifier, AtpFeature, AtpStructureElement, Identifiable, MultilanguageReferrable, Referrable			
Attribute	Type	Mul.	Kind	Note
swImplPolicy	SwImplPolicyEnum	0..1	attr	This attribute, when set to value queued, allows for a queued processing of Triggers.
triggerPeriod	MultidimensionalTime	0..1	aggr	Optional definition of a period in case of a periodically (time or angle) driven external trigger.

Table C.106: Trigger

Class	TriggerInterface			
Package	M2::AUTOSARTemplates::SWComponentTemplate::PortInterface			
Note	A trigger interface declares a number of triggers that can be sent by an trigger source. Tags: atp.recommendedPackage=PortInterfaces			
Base	ARElement, ARObject, AtpBlueprint, AtpBlueprintable, AtpClassifier, AtpType, CollectableElement, Identifiable, MultilanguageReferrable, PackageableElement, PortInterface, Referrable			
Attribute	Type	Mul.	Kind	Note
trigger	Trigger	1..*	aggr	The Trigger of this trigger interface.

Table C.107: TriggerInterface

Class	Unit			
Package	M2::MSR::AsamHdo::Units			
Note	<p>This is a physical measurement unit. All units that might be defined should stem from SI units. In order to convert one unit into another factor and offset are defined.</p> <p>For the calculation from SI-unit to the defined unit the factor (factorSiToUnit) and the offset (offsetSiToUnit) are applied as follows:</p> $x \text{ [unit]} := y * \text{[siUnit]} * \text{factorSiToUnit [unit]/[siUnit]} + \text{offsetSiToUnit [unit]}$ <p>For the calculation from a unit to SI-unit the reciprocal of the factor (factorSiToUnit) and the negation of the offset (offsetSiToUnit) are applied.</p> $y \text{ [siUnit]} := (x * \text{unit} - \text{offsetSiToUnit [unit]}) / (\text{factorSiToUnit [unit]})$ <p>Tags: atp.recommendedPackage=Units</p>			
Base	ARElement , ARObject , CollectableElement , Identifiable , MultilanguageReferrable , PackageableElement , Referrable			
Attribute	Type	Mul.	Kind	Note
displayName	SingleLanguageUnit Names	0..1	aggr	This specifies how the unit shall be displayed in documents or in user interfaces of tools. The displayName corresponds to the Unit.Display in an ASAM MCD-2MC file. Tags: xml.sequenceOffset=20
factorSiToUnit	Float	0..1	attr	This is the factor for the conversion from SI Units to units. The inverse is used for conversion from units to SI Units. Tags: xml.sequenceOffset=30
offsetSiToUnit	Float	0..1	attr	This is the offset for the conversion from and to siUnits. Tags: xml.sequenceOffset=40
physical Dimension	PhysicalDimension	0..1	ref	This association represents the physical dimension to which the unit belongs to. Note that only values with units of the same physical dimensions might be converted. Tags: xml.sequenceOffset=50

Table C.108: Unit

Class	UserDefinedServiceInstanceToMachineMapping			
Package	M2::AUTOSARTemplates::AdaptivePlatform::ServiceInstanceManifest::ServiceInstanceMapping			
Note	<p>This meta-class allows to map UserDefinedServiceInstances to a CommunicationConnector of a Machine.</p> <p>Tags: atp.ManifestKind=ServiceInstanceManifest atp.Status=draft atp.recommendedPackage=ServiceInstanceToMachineMappings</p>			
Base	ARElement , ARObject , CollectableElement , Identifiable , MultilanguageReferrable , PackageableElement , Referrable , ServiceInstanceToMachineMapping , UploadablePackageElement			
Attribute	Type	Mul.	Kind	Note
—	—	—	—	—

Table C.109: UserDefinedServiceInstanceToMachineMapping

Class	<i>ValueSpecification</i> (abstract)			
Package	M2::AUTOSARTemplates::CommonStructure::Constants			
Note	Base class for expressions leading to a value which can be used to initialize a data object.			
Base	<i>ARObject</i>			
Subclasses	<i>AbstractRuleBasedValueSpecification</i> , ApplicationValueSpecification , <i>CompositeValueSpecification</i> , ConstantReference , <i>NotAvailableValueSpecification</i> , <i>NumericalValueSpecification</i> , ReferenceValueSpecification , <i>TextValueSpecification</i>			
Attribute	Type	Mul.	Kind	Note
shortLabel	Identifier	0..1	attr	This can be used to identify particular value specifications for human readers, for example elements of a record type.

Table C.110: ValueSpecification

D History of Constraints and Specification Items

Please note that the lists in this chapter also include constraints and specification items that have been removed from the specification in a later version. These constraints and specification items do not appear as hyperlinks in the document.

D.1 Constraint History of this Document according to the original version of the Document

D.1.1 Created Constraints

Number	Heading
[constr_1473]	No support for <code>PRPortPrototype</code>
[constr_1474]	<code>SwDataDefProps</code> applicable to <code>ImplementationDataTypes</code> exclusive to the <i>AUTOSAR adaptive platform</i>
[constr_1475]	<code>ImplementationDataType</code> of category <code>STRING</code> is limited
[constr_1476]	<code>ImplementationDataType</code> of category <code>VECTOR</code> is limited
[constr_1477]	<code>ImplementationDataType</code> of category <code>ASSOCIATIVE_MAP</code> is limited
[constr_1478]	<code>SwDataDefProps</code> applicable to <code>ApplicationDataTypes</code> exclusive to the <i>AUTOSAR adaptive platform</i>
[constr_1479]	No support for certain values of <code>ImplementationDataType.category</code>
[constr_1480]	Mutual existence of <code>CompositionDataPrototypeRef.elementInImplDatatype</code> vs. attributes of <code>CompositionDataPrototypeRef.dataPrototype</code>
[constr_1481]	Usage of <code>CompositionDataPrototypeRef</code> in the <i>AUTOSAR adaptive platform</i>
[constr_1482]	Mapping of service interfaces vs. mapping of service interface elements
[constr_1483]	Applicability of a <code>ServiceInterface</code>





Number	Heading
[constr_1484]	Applicability of <code>ModeDependentStartupConfig.executionDependency</code>
[constr_1485]	No <code>subElement</code> for <code>ImplementationDataType</code> of category <code>STRING</code>
[constr_1486]	<code>ImplementationDataType</code> of category <code>STRING</code> and <code>SwBaseType</code>
[constr_1487]	Number of <code>subElements</code> of an <code>ImplementationDataType</code> of category <code>ASSOCIATIVE_MAP</code>
[constr_1488]	Initialization of a <code>DataPrototype</code> typed by an <code>ApplicationAssocMapDataType</code>
[constr_1489]	Uniqueness of <code>ApplicationAssocMapValueSpecification.mapElementTuple.key</code>
[constr_1490]	Allowed value of category for reference <code>AdaptiveModuleInstantiation.process.executable</code>
[constr_1491]	Reference to <code>ApplicationError</code>
[constr_1492]	<code>SwComponentType</code> referenced as <code>Executable.rootSwComponentPrototype.applicationType</code>
[constr_1493]	<code>ArgumentDataPrototype</code> referenced in the role <code>ApplicationError.errorContext</code>
[constr_1494]	Initial value for <code>event</code>
[constr_1495]	Initial value for <code>field</code>
[constr_1496]	<code>DiagnosticServiceDataMapping.mappedApDataElement</code> shall only refer to specific sub-classes of <code>DataPrototype</code>
[constr_1497]	Attribute <code>optionKind</code> set to <code>commandLineSimpleForm</code>
[constr_1498]	Attribute <code>optionKind</code> set to <code>commandLineShortForm</code> or <code>commandLineLongForm</code>
[constr_1499]	Target <code>SwcServiceDependency</code> of <code>DiagnosticServiceSwMapping.mappedSwcServiceDependencyInExecutable</code>
[constr_1500]	Target <code>SwcServiceDependency</code> of <code>DiagnosticEventPortMapping.swcServiceDependencyInExecutable</code>
[constr_1501]	Target <code>SwcServiceDependency</code> of <code>DiagnosticOperationCyclePortMapping.swcServiceDependencyInExecutable</code>
[constr_1502]	Target <code>SwcServiceDependency</code> of <code>DiagnosticEnableConditionPortMapping.swcServiceDependencyInExecutable</code>
[constr_1503]	Target <code>SwcServiceDependency</code> of <code>DiagnosticStorageConditionPortMapping.swcServiceDependencyInExecutable</code>
[constr_1504]	Number of <code>Process.modeDependentStartupConfig</code> that refer to the same <code>ModeDeclaration</code>
[constr_1505]	Number of <code>Process.modeDependentStartupConfig</code> that do not refer to a <code>ModeDeclaration</code>
[constr_1507]	<code>PortInterfaceToDataTypeMapping</code> is only applicable to <code>ServiceInterface</code>
[constr_1508]	<code>BaseTypeDirectDefinition.nativeDeclaration</code> shall not be set to the value <code>enum</code>
[constr_3320]	Aggregation of <code>CommunicationConnector</code> by <code>Machine</code>
[constr_3287]	Mandatory information of a <code>ProvidedSomeipServiceInstance</code>
[constr_3288]	IP configuration restriction for <code>unicastNetworkEndpoints</code>





Number	Heading
[constr_3290]	Usage of ServiceInstancePortConfig defined for a ProvidedSomeipServiceInstance
[constr_3291]	SomeipServiceInstanceToMachineMapping.portConfig aggregation restriction
[constr_3293]	Mandatory information of a RequiredSomeipServiceInstance
[constr_3296]	Usage of ServiceInstancePortConfig defined for a RequiredSomeipServiceInstance
[constr_3297]	SomeipServiceInstanceToMachineMapping only supports a single Address Family
[constr_3300]	Allowed ServiceMethodDeployment.method references
[constr_3301]	Allowed ServiceEventDeployment.event references
[constr_3302]	Allowed ServiceFieldDeployment.field references
[constr_3303]	ANY not allowed for SomeipServiceInterface.serviceInterfaceVersion
[constr_3304]	Value of attribute SomeipEventGroup.eventGroupId shall be unique
[constr_3305]	Value of attribute SomeipEvent.eventId shall be unique
[constr_3306]	Value of attribute SomeipMethod.methodId shall be unique
[constr_3307]	SomeipEvent.transportProtocol setting to udp and the impact on ProvidedSomeipServiceInstances
[constr_3308]	SomeipEvent.transportProtocol setting to tcp and the impact on ProvidedSomeipServiceInstances
[constr_3309]	SomeipMethod.transportProtocol setting to udp and the impact on ProvidedSomeipServiceInstances
[constr_3310]	SomeipMethod.transportProtocol setting to tcp and the impact on ProvidedSomeipServiceInstances
[constr_3320]	Aggregation of CommunicationConnector by Machine
[constr_3349]	Usage of ApplicationAssocMapDataType is limited
[constr_3350]	Consistent value of category for AdaptiveAutosarApplications referencing an Executable
[constr_3351]	SOME/IP segmentation allowed for udp SomeipEvents
[constr_3352]	SOME/IP segmentation allowed for udp SomeipMethods
[constr_3353]	Restriction in usage of ApSomeipTransformationProps.sizeOfArrayLengthField
[constr_3354]	Restriction in usage of ApSomeipTransformationProps.sizeOfStructLengthField
[constr_3355]	Restriction in usage of ApSomeipTransformationProps.sizeOfUnionLengthField
[constr_3356]	Restriction in usage of ApSomeipTransformationProps.alignment
[constr_3357]	Restriction in usage of ApSomeipTransformationProps.sizeOfUnionTypeSelectorField
[constr_3358]	Usage of PortPrototype and TransportLayerIndependentInstanceId to define the same Service Instance is not allowed.
[constr_3359]	RPortPrototypeProps are related only to RPortPrototypes.





Number	Heading
[constr_3360]	RPortPrototypeProps are related only to TransportLayerIndependentInstanceIds representing a consumer Service Instance.
[constr_3361]	Selective definition of serialization settings.
[constr_3362]	SomeipEvents aggregated by a SomeipField
[constr_3363]	SomeipMethods aggregated by a SomeipField

Table D.1: Added Constraints in original version

D.1.2 Created Specification Items

Number	Heading
[TPS_MANI_01000]	Definition of the term Manifest
[TPS_MANI_01001]	Meaning of ServiceInterface
[TPS_MANI_01002]	Semantics of a ServiceInterfaceMapping
[TPS_MANI_01003]	Limitations of the applicability of ServiceInterfaceMapping
[TPS_MANI_01004]	Semantics of ServiceInterface.namespace
[TPS_MANI_01005]	The definition of the namespace of a ServiceInterface may follow a hierarchical pattern
[TPS_MANI_01006]	Ordered definition of ServiceInterface.namespace
[TPS_MANI_01007]	Service-oriented communication and service discovery
[TPS_MANI_01008]	Semantics of AdaptiveAutosarApplication
[TPS_MANI_01009]	Standardized values of AdaptiveAutosarApplication.category
[TPS_MANI_01010]	Root element for a hierarchical software-component
[TPS_MANI_01011]	Connection between application design and application deployment
[TPS_MANI_01012]	Formal modeling of application startup behavior
[TPS_MANI_01013]	Semantics of meta-class ModeDependentStartupConfig
[TPS_MANI_01014]	Semantics of meta-class StartupConfigSet
[TPS_MANI_01015]	Semantics of meta-class StartupOption
[TPS_MANI_01016]	Category of ApplicationAssocMapDataType
[TPS_MANI_01017]	Relation of startup configuration to resource groups
[TPS_MANI_01018]	ImplementationDataType of category VECTOR
[TPS_MANI_01019]	Manifest content may apply to different aspects of the <i>AUTOSAR adaptive platform</i>
[TPS_MANI_01020]	Serialization format of the <i>Manifest</i> in AUTOSAR
[TPS_MANI_01021]	Serialization format of <i>Manifest</i> content on a machine
[TPS_MANI_01022]	Concept behind ServiceInterfaceMapping
[TPS_MANI_01024]	Semantics of ServiceInterfaceEventMapping
[TPS_MANI_01025]	Semantics of ServiceInterfaceFieldMapping



△

Number	Heading
[TPS_MANI_01026]	Semantics of <code>ServiceInterfaceMethodMapping</code>
[TPS_MANI_01027]	Semantics of <code>ApplicationAssocMapDataType</code>
[TPS_MANI_01028]	<code>ImplementationDataType</code> of category ASSOCIATIVE_MAP
[TPS_MANI_01029]	Usage of <code>ImplementationDataType</code>
[TPS_MANI_01030]	<code>ImplementationDataType</code> of category STRING
[TPS_MANI_01031]	Semantics of <code>CompositionDataPrototypeRef</code>
[TPS_MANI_01032]	Usage of <code>ServiceInterfaceMapping</code>
[TPS_MANI_01033]	Semantics of <code>ServiceInterface.event</code>
[TPS_MANI_01034]	Semantics of <code>ServiceInterface.field</code>
[TPS_MANI_01035]	Semantics of <code>ServiceInterface.method</code>
[TPS_MANI_01037]	Diagnostic data mapping on the <i>AUTOSAR adaptive platform</i>
[TPS_MANI_01038]	Diagnostic software mapping on the <i>AUTOSAR adaptive platform</i>
[TPS_MANI_01039]	Representation of provided service
[TPS_MANI_01040]	Representation of required service
[TPS_MANI_01041]	Startup configuration supports the definition of a launch dependency
[TPS_MANI_01042]	Definition of a linear <code>ImplementationDataType</code> of category VECTOR
[TPS_MANI_01043]	Definition of a rectangular <code>ImplementationDataType</code> of category VECTOR
[TPS_MANI_01044]	Structure of an <code>ImplementationDataType</code> of category ASSOCIATIVE_MAP
[TPS_MANI_01045]	<code>Process.modeDependentStartupConfig</code> that does not refer to a <code>ModeDeclaration</code>
[TPS_MANI_01046]	Semantics of <code>ModeDependentStartupConfig.machineMode</code>
[TPS_MANI_01047]	Existence of <code>SwRecordLayout</code> for an <code>ApplicationPrimitiveDataType</code> of category STRING
[TPS_MANI_01048]	Mapping of <code>DiagnosticEvent</code> to <code>PortPrototype(s)</code> on the <i>AUTOSAR adaptive platform</i>
[TPS_MANI_01049]	Mapping of <code>DiagnosticOperationCycle</code> to <code>PortPrototype(s)</code> on the <i>AUTOSAR adaptive platform</i>
[TPS_MANI_01050]	Mapping of <code>DiagnosticEnableCondition</code> to <code>PortPrototype(s)</code> on the <i>AUTOSAR adaptive platform</i>
[TPS_MANI_01051]	Mapping of <code>DiagnosticStorageCondition</code> to <code>PortPrototype(s)</code> on the <i>AUTOSAR adaptive platform</i>
[TPS_MANI_01052]	Semantics of <code>RPortPrototypeProps.portInstantiationBehavior</code>
[TPS_MANI_01053]	Usage of <code>ComSpecs</code> on the <i>AUTOSAR adaptive platform</i>
[TPS_MANI_01054]	Definition of the queue length of an <code>event</code>
[TPS_MANI_01055]	Semantics of <code>ServiceInterface.possibleError</code>
[TPS_MANI_01056]	Semantics of <code>ApplicationError.errorContext</code>
[TPS_MANI_01057]	Semantics of <code>RPortPrototypeProps.searchBehavior</code>

▽



Number	Heading
[TPS_MANI_01058]	Ability to create a mapping of ApplicationErrors aggregated in the role possibleError
[TPS_MANI_01059]	Different values of optionKind within a StartupConfig.startupOption
[TPS_MANI_01060]	Use cases for the application of DiagnosticServiceDataMapping
[TPS_MANI_01061]	Requirements on scheduling
[TPS_MANI_01062]	ImplementationDataType to generate a C++ enum
[TPS_MANI_01063]	Sharing of ImplementationDataType with enumeration semantics
[TPS_MANI_03000]	Mapping of AdaptivePlatformServiceInstance to PortPrototypes
[TPS_MANI_03001]	Mapping of AdaptivePlatformServiceInstance to a Machine
[TPS_MANI_03002]	IP configuration for a ProvidedSomeipServiceInstance
[TPS_MANI_03003]	ProvidedSomeipServiceInstance Fanout
[TPS_MANI_03004]	IPv4 Multicast event destination address
[TPS_MANI_03005]	IPv4 Multicast address range
[TPS_MANI_03006]	IPv6 Multicast address range
[TPS_MANI_03007]	Udp Transport Protocol Configuration for ProvidedSomeipServiceInstance
[TPS_MANI_03008]	Tcp Transport Protocol Configuration for ProvidedSomeipServiceInstance
[TPS_MANI_03009]	Tcp and Udp Transport Protocol Configuration for ProvidedSomeipServiceInstance
[TPS_MANI_03010]	Udp Transport Protocol Configuration in case of IP-Multicast
[TPS_MANI_03011]	Server Timing configuration for a ProvidedSomeipServiceInstance
[TPS_MANI_03012]	Initial Wait Phase configuration for a ProvidedSomeipServiceInstance
[TPS_MANI_03013]	Repetition Wait Phase configuration for a ProvidedSomeipServiceInstance
[TPS_MANI_03014]	Main Phase configuration for a ProvidedSomeipServiceInstance
[TPS_MANI_03015]	TTL for Offer Service Entries
[TPS_MANI_03016]	Servers RequestResponseDelay for received FindService entries
[TPS_MANI_03017]	Server Capability Records
[TPS_MANI_03018]	Usage of SomeipProvidedEventGroup.multicastThreshold
[TPS_MANI_03019]	TTL for SubscribeEventGroupAck Entries
[TPS_MANI_03020]	Servers RequestResponseDelay for received SubscribeEventGroup entries
[TPS_MANI_03021]	Requirements on the service version from the client's point of view
[TPS_MANI_03022]	Context of RequiredSomeipServiceInstance
[TPS_MANI_03023]	Udp Transport Protocol Configuration for RequiredSomeipServiceInstance
[TPS_MANI_03024]	Tcp Transport Protocol Configuration for RequiredSomeipServiceInstance
[TPS_MANI_03025]	Client Timing configuration for a RequiredSomeipServiceInstance





Number	Heading
[TPS_MANI_03026]	Initial Wait Phase configuration for a RequiredSomeipServiceInstance
[TPS_MANI_03027]	Repetition Wait Phase configuration for a RequiredSomeipServiceInstance
[TPS_MANI_03028]	TTL for Find Service Entries
[TPS_MANI_03029]	Client Capability Records
[TPS_MANI_03030]	SomeipSdClientEventGroupTimingConfig.timeToLive for SubscribeEventGroup Entries
[TPS_MANI_03031]	Clients RequestResponseDelay for received ServiceOffer entries
[TPS_MANI_03032]	Description of middleware technologies not standardized by AUTOSAR
[TPS_MANI_03035]	Content of the Machine configuration
[TPS_MANI_03036]	ServiceInterface deployment to a middleware transport layer
[TPS_MANI_03037]	Purpose of ServiceMethodDeployment
[TPS_MANI_03038]	Purpose of ServiceEventDeployment
[TPS_MANI_03039]	Purpose of ServiceFieldDeployment
[TPS_MANI_03040]	SOME/IP ServiceInterface binding
[TPS_MANI_03041]	Definition of SOME/IP EventGroups
[TPS_MANI_03042]	Definition of SOME/IP Service Version
[TPS_MANI_03043]	SOME/IP VariableDataPrototype binding
[TPS_MANI_03044]	SOME/IP ClientServerOperation binding
[TPS_MANI_03045]	UserDefined ServiceInterface binding
[TPS_MANI_03046]	User defined VariableDataPrototype binding
[TPS_MANI_03047]	User defined ClientServerOperation binding
[TPS_MANI_03048]	User defined Field binding
[TPS_MANI_03049]	Tcp and Udp Transport Protocol Configuration for RequiredSomeipServiceInstance
[TPS_MANI_03050]	Tcp and Udp Transport Protocol Configuration for RequiredSomeipServiceInstance
[TPS_MANI_03051]	Usage of SomeipMethod.transportProtocol
[TPS_MANI_03052]	Static IPv4 configuration
[TPS_MANI_03053]	Static IPv6 configuration
[TPS_MANI_03056]	Usage of SomeipEvent.transportProtocol
[TPS_MANI_03057]	SOME/IP Field binding
[TPS_MANI_03059]	RequiredSomeipServiceInstance.requiredServiceInstanceId
[TPS_MANI_03061]	IPv6 Multicast event destination address
[TPS_MANI_03064]	SOME/IP Service Discovery message exchange configuration
[TPS_MANI_03065]	Hardware resources of the machine
[TPS_MANI_03066]	Description of machine states
[TPS_MANI_03067]	SOME/IP segmentation of udp SomeipEvents





Number	Heading
[TPS_MANI_03068]	SOME/IP segmentation of SomeipMethod Calls
[TPS_MANI_03069]	SOME/IP segmentation of SomeipMethod Responses
[TPS_MANI_03070]	Size of a length field for a chosen array
[TPS_MANI_03071]	Size of a length field for a chosen structure
[TPS_MANI_03072]	Size of a length field for a chosen union
[TPS_MANI_03073]	Alignment of a dynamic DataPrototype
[TPS_MANI_03074]	Size of a type selector field for a chosen union
[TPS_MANI_03075]	Byte Order of chosen DataPrototype in the serialized data stream
[TPS_MANI_03094]	Machine-specific platform configuration settings
[TPS_MANI_03095]	Implementation-specific platform configuration settings
[TPS_MANI_03096]	Machine-specific configuration settings for a generic module
[TPS_MANI_03097]	Implementation-specific configuration settings for a generic module
[TPS_MANI_03098]	Machine-specific configuration settings for the OS module
[TPS_MANI_03099]	Implementation-specific configuration settings for the OS module
[TPS_MANI_03100]	Transport layer independent TransportLayerIndependentInstancelds
[TPS_MANI_03101]	SOME/IP serialization
[TPS_MANI_03102]	UserDefined serialization
[TPS_MANI_03103]	Default size for all array length fields
[TPS_MANI_03104]	Default size for all structure length fields
[TPS_MANI_03105]	Default size for all union length fields
[TPS_MANI_03106]	Default size for all union type selector fields
[TPS_MANI_03107]	Default alignment for all dynamic DataPrototypes
[TPS_MANI_03108]	Default Byte Order for all DataPrototypes
[TPS_MANI_03109]	TransformationProps on the level of DataPrototypes overwrites TransformationProps settings on the level of a ServiceInterface

Table D.2: Added Specification Items in original Version

D.2 Constraint and Specification Item History of this document according to AUTOSAR Release 17-10

D.2.1 Added Traceables in 17-10

Number	Heading
[TPS_MANI_01064]	Semantics of attribute <code>method.fireAndForget</code>
[TPS_MANI_01065]	Purpose of <code>PersistencyKeyValueDatabaseInterface</code>
[TPS_MANI_01067]	Purpose of <code>PersistencyFileProxyInterface</code>





Number	Heading
[TPS_MANI_01068]	Semantics of PersistencyFileProxyInterface.maxNumberOfFiles
[TPS_MANI_01069]	Further qualification of properties of PortPrototypes typed by PersistencyKeyValueDatabaseInterfaces
[TPS_MANI_01073]	Semantics of PortPrototype typed by PersistencyKeyValueDatabaseInterface
[TPS_MANI_01074]	Specification of encryption of persistent data
[TPS_MANI_01075]	Specification of redundancy of persistent data
[TPS_MANI_01077]	Specification of file encryption
[TPS_MANI_01078]	Semantics of PersistencyPortPrototypeToKeyValueDatabaseMapping
[TPS_MANI_01079]	Semantics of PersistencyKeyValueDatabase
[TPS_MANI_01080]	Semantics of PersistencyFileProxyToFileMapping
[TPS_MANI_01081]	Semantics of PortPrototype typed by PersistencyFileProxyInterface
[TPS_MANI_01082]	Eligibility of DataPrototypes for the definition of optionality
[TPS_MANI_01083]	Optionality is supported for ApplicationDataType as well as ImplementationDataType
[TPS_MANI_01084]	Optionality for a DataPrototype typed by an ApplicationDataType
[TPS_MANI_01085]	Definition of optionality for a DataPrototype typed by an ImplementationDataType
[TPS_MANI_01087]	Interaction with crypto software
[TPS_MANI_01088]	Semantics of CryptoNeed
[TPS_MANI_01089]	Relation between CryptoNeed and PortPrototype
[TPS_MANI_01090]	Modeling of crypto software as a platform module
[TPS_MANI_01091]	Semantics of CryptoJob
[TPS_MANI_01092]	Mapping between CryptoNeed and CryptoJob
[TPS_MANI_01093]	Semantics of CryptoDriver
[TPS_MANI_01094]	Scope of CryptoDriver
[TPS_MANI_01095]	Semantics of CryptoKeySlot
[TPS_MANI_01096]	Semantics of the CryptoPrimitive
[TPS_MANI_01097]	Assignment of TLV data ids for data structures with optional members
[TPS_MANI_01098]	Constraints on the definition of an ImplementationDataType of category VECTOR
[TPS_MANI_01099]	Semantics of ImplementationDataTypeElementExtension
[TPS_MANI_01100]	Semantics of Allocator
[TPS_MANI_01101]	Size-constrained allocation of memory
[TPS_MANI_01102]	Specification of a namespace for an ImplementationDataType of category VECTOR
[TPS_MANI_01103]	Three-level approach to REST modeling
[TPS_MANI_01105]	Semantics of RestServiceInterface





Number	Heading
[TPS_MANI_01106]	Specification of capabilities for the receiver of <code>events</code> or <code>field</code> notifiers
[TPS_MANI_01107]	Specification of capabilities for the sender of <code>events</code> or <code>field</code> notifiers
[TPS_MANI_01108]	Specification of capabilities for the caller of a <code>methods</code> or <code>field</code> setter/getter
[TPS_MANI_01109]	Semantics of <code>UploadablePackageElement</code>
[TPS_MANI_01110]	Semantics of <code>SoftwareCluster</code>
[TPS_MANI_01111]	Diagnostic Address of a <code>SoftwareCluster</code>
[TPS_MANI_01112]	Semantics of <code>SoftwareClusterDesign</code>
[TPS_MANI_01113]	Semantics of <code>SoftwareClusterDesign.diagnosticAddress</code>
[TPS_MANI_01114]	Relation of <code>DiagnosticContributionSet</code> to <code>SoftwareCluster</code>
[TPS_MANI_01115]	Specification of executable software within <code>SoftwareCluster</code>
[TPS_MANI_01116]	Reference to model elements included in an uploadable software package
[TPS_MANI_01117]	Semantics of <code>SoftwareClusterDesign.intendedTargetMachine</code>
[TPS_MANI_01118]	Relation between <code>SoftwareClusterDesign</code> and <code>DiagnosticContributionSet</code>
[TPS_MANI_01119]	Reference to model elements from <code>SoftwareClusterDesign</code>
[TPS_MANI_01120]	Recursive definition of <code>RestResourceDef</code>
[TPS_MANI_01121]	Semantics of <code>RestResourceDef.endpoint</code>
[TPS_MANI_01122]	Arguments to endpoints
[TPS_MANI_01123]	System Triggered Event
[TPS_MANI_01124]	Semantics of <code>RestElementDef</code>
[TPS_MANI_01125]	Properties of REST elements can either be primitive or have array semantics
[TPS_MANI_01126]	Definition of string properties
[TPS_MANI_01127]	Limited support for data semantics in <code>RestAbstractNumericalPropertyDef</code>
[TPS_MANI_01128]	Difference between <code>RestIntegerPropertyDef</code> and <code>RestNumberPropertyDef</code>
[TPS_MANI_01129]	<code>RestObjectRef</code> is only needed for specific implementations of REST-based communication
[TPS_MANI_01130]	Structure of a typical <code>URI</code> for a REST service
[TPS_MANI_01131]	Impact of nested REST resources on the structure of REST <code>URI</code>
[TPS_MANI_01132]	Semantics of <code>CompositionDataPrototypeRef</code>
[TPS_MANI_01133]	Optional element of an <code>event</code>
[TPS_MANI_01134]	Optional element in the context of a <code>method</code>
[TPS_MANI_03110]	Allowed components in system description with category <code>category SOFTWARE_COMPONENT_SYSTEM_DESIGN_DESCRIPTION</code> .
[TPS_MANI_03111]	Mapping between <code>method</code> and <code>operation</code>
[TPS_MANI_03112]	Mapping between an <code>event</code> and a <code>dataElement</code>
[TPS_MANI_03113]	Mapping between a <code>field</code> and elements of Classic Platform <code>PortInterfaces</code>





Number	Heading
[TPS_MANI_03114]	Usage of <code>AssemblySwConnectors</code> in the System Design model
[TPS_MANI_03115]	Mapping between a fire and forget <code>method</code> and elements of Classic Platform <code>PortInterfaces</code>
[TPS_MANI_03116]	Size of a length field for a chosen string
[TPS_MANI_03117]	Default size for all string length fields
[TPS_MANI_03118]	Semantics of <code>ServiceInterface.method</code> with <code>fireAndForget</code> set to true
[TPS_MANI_03119]	Default value for the attribute <code>fireAndForget</code> of meta-class <code>ClientServerOperation</code>
[TPS_MANI_03120]	Signal-based <code>ServiceInterface</code> binding
[TPS_MANI_03121]	Signal-based <code>VariableDataPrototype</code> binding
[TPS_MANI_03122]	Signal-based <code>Field</code> binding
[TPS_MANI_03123]	Signal-based <code>ClientServerOperation</code> binding
[TPS_MANI_03124]	<code>SignalBasedEventDeployment</code> to <code>ISignalTriggering</code> mapping
[TPS_MANI_03125]	<code>SignalBasedMethodDeployment</code> to <code>ISignalTriggerings</code> mapping
[TPS_MANI_03126]	<code>SignalBasedFieldDeployment</code> to <code>ISignalTriggerings</code> mapping
[TPS_MANI_03127]	Usage of <code>End2EndEventProtectionProps</code>
[TPS_MANI_03128]	Usage of same <code>dataId</code> in case of Multi-Binding
[TPS_MANI_03129]	E2E profile
[TPS_MANI_03130]	Standardized <code>E2EProfileConfiguration.profileName</code> values
[TPS_MANI_03131]	Non-Standardized <code>E2EProfileConfiguration.profileName</code> values
[TPS_MANI_03132]	Semantics of E2E attributes in <code>ReceiverComSpec</code>
[TPS_MANI_03133]	Usage of <code>ServiceInterfaceElementSecureComConfig</code>
[TPS_MANI_03134]	Configuration of supported TLS ciphersuites
[TPS_MANI_03135]	Configuration of TLS PSK Identity
[TPS_MANI_03136]	Configuration of requirements for the TLS cryptographic job
[TPS_MANI_03137]	<code>ServiceInterfaceElementSecureComConfig.dataId</code> and <code>ServiceInterfaceElementSecureComConfig.freshnessValueId</code> are not relevant in case of TLS communication
[TPS_MANI_03138]	SecOC Security Profile
[TPS_MANI_03139]	Standardized SecOC Security Profiles
[TPS_MANI_03140]	Non-Standardized SecOC Security Profiles
[TPS_MANI_03141]	Mapping between <code>SecOcJobRequirement</code> and <code>CryptoJob</code>
[TPS_MANI_03142]	Mapping between <code>TlsJobRequirement</code> and <code>CryptoJob</code>
[TPS_MANI_03143]	Mapping between <code>PresharedKeyIdentity</code> and <code>CryptoKeySlot</code>
[TPS_MANI_03144]	C++ language binding of <code>ImplementationDataTypes</code> of category <code>STRING</code>
[TPS_MANI_03145]	Description of a function group
[TPS_MANI_03146]	Configuration of timeouts for a selected machine state or function group state



△

Number	Heading
[TPS_MANI_03147]	Mapping of a Process to a Machine
[TPS_MANI_03148]	Description of Core affinity
[TPS_MANI_03149]	Definition of a start-up timeout for a Process
[TPS_MANI_03150]	Definition of a termination timeout for a Process
[TPS_MANI_03151]	Default value for termination timeout
[TPS_MANI_03152]	Assignment of a StateDependentStartupConfig to a function group state
[TPS_MANI_03153]	Semantics of ModeDependentStartupConfig.functionGroupMode
[TPS_MANI_03500]	Definition of platform health management checkpoints
[TPS_MANI_03501]	Definition of platform health management supervised entities
[TPS_MANI_03502]	Enabling of PlatformHealthManagementContribution on a Machine
[TPS_MANI_03503]	Applicability of supervision to a specific Process
[TPS_MANI_03504]	Existence of SupervisionEntity
[TPS_MANI_03505]	Existence of PhmCheckpoint
[TPS_MANI_03506]	Optionality of SupervisionEntity and PhmCheckpoint
[TPS_MANI_03508]	Definition of an AliveSupervision for a PhmCheckpoint
[TPS_MANI_03509]	Definition of a CheckpointTransition
[TPS_MANI_03510]	Definition of LogicalSupervision
[TPS_MANI_03511]	Definition of DeadlineSupervision
[TPS_MANI_03512]	Applicability of global supervision to a specific Process
[TPS_MANI_03513]	Collection of SupervisionEntity s into a global supervision
[TPS_MANI_03514]	Expiration tolerance for GlobalSupervisionEntity
[TPS_MANI_03515]	Expiration tolerance for SupervisionEntity
[TPS_MANI_03516]	Condition evaluation for HealthChannelSupervision
[TPS_MANI_03517]	Condition evaluation for HealthChannelExternalMode
[TPS_MANI_03518]	LogicalExpression definition
[TPS_MANI_03519]	Rule definition
[TPS_MANI_03520]	Execution of PhmActionList with actionListExecution=triggeredOnEvaluation
[TPS_MANI_03521]	Execution of PhmActionList with actionListExecution=triggeredOnChange
[TPS_MANI_03522]	Definition of actions for application software
[TPS_MANI_03523]	Definition of actions for Platform Instance
[TPS_MANI_03524]	Definition of actions for Watchdog

Table D.3: Added Traceables in 17-10

D.2.2 Changed Traceables in 17-10

Number	Heading
[TPS_MANI_01004]	Semantics of <code>ServiceInterface.namespace</code>
[TPS_MANI_01006]	Ordered definition of <code>ServiceInterface.namespace</code>
[TPS_MANI_01017]	Relation of startup configuration to resource group
[TPS_MANI_01018]	<code>ImplementationDataType</code> of <code>category</code> VECTOR
[TPS_MANI_01030]	<code>ImplementationDataType</code> of <code>category</code> STRING
[TPS_MANI_03000]	Mapping of <code>AdaptivePlatformServiceInstance</code> to <code>PortPrototypes</code>
[TPS_MANI_03007]	Udp Transport Protocol Configuration for <code>ProvidedSomeipServiceInstance</code>
[TPS_MANI_03008]	Tcp Transport Protocol Configuration for <code>ProvidedSomeipServiceInstance</code>
[TPS_MANI_03009]	Tcp and Udp Transport Protocol Configuration for <code>ProvidedSomeipServiceInstance</code>
[TPS_MANI_03010]	Udp Transport Protocol Configuration in case of IP-Multicast
[TPS_MANI_03018]	Usage of <code>SomeipProvidedEventGroup.multicastThreshold</code>
[TPS_MANI_03023]	Udp Transport Protocol Configuration for <code>RequiredSomeipServiceInstance</code>
[TPS_MANI_03024]	Tcp Transport Protocol Configuration for <code>RequiredSomeipServiceInstance</code>
[TPS_MANI_03049]	Tcp and Udp Transport Protocol Configuration for <code>RequiredSomeipServiceInstance</code>
[TPS_MANI_03101]	SOME/IP serialization
[TPS_MANI_03102]	UserDefined serialization
[TPS_MANI_03103]	Default size for all array length fields
[TPS_MANI_03104]	Default size for all structure length fields
[TPS_MANI_03105]	Default size for all union length fields
[TPS_MANI_03106]	Default size for all union type selector fields
[TPS_MANI_03107]	Default alignment for all dynamic <code>DataPrototypes</code>
[TPS_MANI_03108]	Default Byte Order for all <code>DataPrototypes</code>
[TPS_MANI_03109]	<code>TransformationProps</code> on the level of <code>DataPrototypes</code> overwrites <code>TransformationProps</code> settings on the level of a <code>ServiceInterface</code>

Table D.4: Changed Traceables in 17-10

D.2.3 Deleted Traceables in 17-10

Number	Heading
[TPS_MANI_03100]	Transport layer independent <code>TransportLayerIndependentInstanceIds</code>

Table D.5: Deleted Traceables in 17-10

D.2.4 Added Constraints in 17-10

Number	Heading
[constr_1522]	Semantics of ClientServerOperation.possibleError
[constr_1524]	Standardized values of PersistencyFileProxyInterface.category
[constr_1525]	Standardized values of PersistencyFile.category
[constr_1526]	Values of PersistencyFileArray.file.category
[constr_1527]	ImplementationDataTypeElement finally referenced as the target element in the context of an ImplementationDataTypeElementInAutosarDataPrototypeRef
[constr_1528]	Definition of optionality for multiple DataPrototypes typed by the same Autosar-DataType
[constr_1529]	Standardized values of CryptoNeed.category
[constr_1530]	Standardized values of CryptoPrimitive.algorithmFamily and CryptoKeySlot.algorithmFamily
[constr_1531]	Standardized values of CryptoPrimitive.algorithmMode
[constr_1532]	Consistent assignment of TLV data ids to data structures with optional members
[constr_1533]	Applicability of ImplementationDataTypeElementExtension
[constr_1534]	Existence of DiagnosticSoftwareClusterProps
[constr_1535]	Existence of DiagnosticSoftwareClusterProps in the context of a DiagnosticContributionSet
[constr_1536]	Definition of SoftwareCluster applies for a single Machine
[constr_1537]	Consistent assignment of TLV data ids to arguments of a given ClientServerOperation
[constr_1542]	No nested definition of SoftwareCluster
[constr_1543]	Only one physical address per SoftwareCluster
[constr_3366]	System category for a system description with Adaptive Platform components
[constr_3367]	FieldMapping.notifierDataElement reference
[constr_3368]	FieldMapping.getterOperation reference
[constr_3369]	FieldMapping.setterOperation reference
[constr_3370]	InterfaceMapping shall map all elements of a single ServiceInterface
[constr_3371]	Mutually exclusive existence of FireAndForgetMapping.dataElement reference and FireAndForgetMapping.trigger reference
[constr_3372]	Restriction in usage of ApSomeipTransformationProps.sizeOfStringLengthField
[constr_3374]	method with attribute fireAndForget set to true shall not have any inout or out arguments
[constr_3375]	method with attribute fireAndForget set to true shall not reference an ApplicationError
[constr_3376]	FireAndForgetMapping shall reference only fire and forget methods
[constr_3377]	Restriction of ISignalTriggering references in SignalBasedFieldToISignalTriggeringMapping
[constr_3380]	End2EndEventProtectionProps shall not reference an event and a notifier at the same time



△

Number	Heading
[constr_3387]	Compatibility of <code>PortPrototypes</code> of different <code>ServiceInterfaces</code>
[constr_3388]	Compatibility of <code>events</code>
[constr_3389]	Compatibility of <code>methods</code>
[constr_3390]	Compatibility of <code>fields</code>
[constr_3391]	<code>ServiceInterfaceElementSecureComConfig</code> references to <code>ServiceInterfaceDeployment</code> elements
[constr_3392]	<code>ServiceInterfaceElementSecureComConfig.dataId</code> and <code>ServiceInterfaceElementSecureComConfig.freshnessValueId</code> are mandatory in case of SecOC communication
[constr_3393]	Usage of <code>shallRunOn</code> and <code>shallNotRunOn</code> references
[constr_3394]	Default value for start-up timeout on the <code>Machine</code> is not configurable
[constr_3395]	<code>TransformationPropsToServiceInterfaceElementMapping</code> is restricted to one single <code>ServiceInterface</code>
[constr_3396]	Number of <code>Process.modeDependentStartupConfig</code> that refer to the same <code>functionGroupMode</code>
[constr_3397]	<code>ModeDependentStartupConfig</code> that refers to a <code>functionGroupMode</code> and to a <code>machineMode</code>
[constr_3398]	<code>ModeDependentStartupConfig</code> that refers to function group modes of different function groups
[constr_3527]	<code>LogicalExpression</code> referenced by one <code>PhmRule</code>

Table D.6: Added Constraints in 17-10

D.2.5 Changed Constraints in 17-10

Number	Heading
[constr_1486]	<code>ImplementationDataType</code> of <code>category</code> <code>STRING</code> and <code>SwBaseType</code>
[constr_1490]	Allowed value of <code>category</code> for reference <code>ProcessToMachineMapping.process.executable</code>
[constr_3290]	Transport Protocol attributes defined for a <code>ProvidedSomeipServiceInstance</code>
[constr_3296]	Transport Protocol attributes defined for a <code>RequiredSomeipServiceInstance</code>
[constr_3307]	<code>SomeipEventDeployment.transportProtocol</code> setting to <code>udp</code> and the impact on <code>ProvidedSomeipServiceInstances</code>
[constr_3308]	<code>SomeipEventDeployment.transportProtocol</code> setting to <code>tcp</code> and the impact on <code>ProvidedSomeipServiceInstances</code>
[constr_3309]	<code>SomeipMethodDeployment.transportProtocol</code> setting to <code>udp</code> and the impact on <code>ProvidedSomeipServiceInstances</code>
[constr_3310]	<code>SomeipMethodDeployment.transportProtocol</code> setting to <code>tcp</code> and the impact on <code>ProvidedSomeipServiceInstances</code>
[constr_3361]	Selective definition of serialization settings

Table D.7: Changed Constraints in 17-10

D.2.6 Deleted Constraints in 17-10

Number	Heading
[constr_3291]	<code>SomeipServiceInstanceToMachineMapping.portConfig</code> aggregation restriction
[constr_3358]	Usage of <code>PortPrototype</code> and <code>TransportLayerIndependentInstanceId</code> to define the same Service Instance is not allowed
[constr_3360]	<code>RPortPrototypeProps</code> are related only to <code>TransportLayerIndependentInstanceIds</code> representing a consumer Service Instance

Table D.8: Deleted Constraints in 17-10

D.3 Constraint and Specification Item History of this document according to AUTOSAR Release 18-03

D.3.1 Added Traceables in 18-03

Number	Heading
[TPS_MANI_01135]	Semantics of <code>PersistencyKeyValueDatabaseInterface.dataTypeForSerialization</code>
[TPS_MANI_01136]	<code>AutosarDataPrototype</code> is the target of the <code>CompositionDataPrototypeRef</code>
[TPS_MANI_01137]	Applicable use cases for <code>CompositionDataPrototypeRef</code>
[TPS_MANI_01138]	Semantics of <code>PersistencyKeyValueDatabaseInterface.dataElement</code>
[TPS_MANI_01139]	Semantics of <code>PersistencyKeyValueDatabaseInterface.updateStrategy</code>
[TPS_MANI_01140]	Semantics of <code>PersistencyDataElement.updateStrategy</code>
[TPS_MANI_01141]	Semantics of <code>PersistencyFileProxyInterface.updateStrategy</code>
[TPS_MANI_01142]	Semantics of <code>PersistencyFileProxy</code>
[TPS_MANI_01143]	Semantics of <code>PersistencyFileProxy.updateStrategy</code>
[TPS_MANI_01144]	Semantics of <code>PersistencyKeyValuePair</code>
[TPS_MANI_01146]	Initial value for <code>PersistencyKeyValuePair</code>
[TPS_MANI_01147]	Semantics of <code>PersistencyKeyValueDatabase.updateStrategy</code>
[TPS_MANI_01148]	Semantics of <code>PersistencyKeyValuePair.updateStrategy</code>
[TPS_MANI_01149]	Semantics of <code>PersistencyFileArray.file</code>
[TPS_MANI_01150]	Semantics of <code>PersistencyFileArray</code>
[TPS_MANI_01151]	Semantics of <code>PersistencyFileArray.updateStrategy</code>
[TPS_MANI_01152]	Semantics of <code>PersistencyFile.updateStrategy</code>
[TPS_MANI_01154]	<code>PersistencyFileArray.updateStrategy</code> overrides <code>PersistencyFileProxyInterface.updateStrategy</code>
[TPS_MANI_01155]	<code>PersistencyKeyValueDatabase.updateStrategy</code> overrides <code>PersistencyKeyValueDatabaseInterface.updateStrategy</code>





Number	Heading
[TPS_MANI_01156]	<code>PersistencyKeyValuePair.updateStrategy</code> overrides <code>PersistencyKeyValueDatabase.updateStrategy</code>
[TPS_MANI_01157]	Semantics of <code>updateStrategy</code> on collection level
[TPS_MANI_01158]	<code>PersistencyFile.updateStrategy</code> overrides <code>PersistencyFileArray.updateStrategy</code>
[TPS_MANI_01159]	Semantics of <code>updateStrategy</code> on element level
[TPS_MANI_01160]	Definition of initial value for <code>PersistencyDataElement</code>
[TPS_MANI_01161]	Impact of values of <code>category</code> on the semantics of <code>SoftwareClusterDesign</code>
[TPS_MANI_01162]	Semantics of <code>SoftwareClusterDesign.dependsOn</code>
[TPS_MANI_01163]	Impact of values of <code>category</code> on the semantics of <code>SoftwareCluster</code>
[TPS_MANI_01164]	Semantics of <code>SoftwareCluster.dependsOn</code>
[TPS_MANI_01165]	Standardized value of <code>UserDefinedServiceInterfaceDeployment.category</code>
[TPS_MANI_01166]	Semantics of <code>CppImplementationDataType</code>
[TPS_MANI_01167]	<code>AbstractImplementationDataType</code>
[TPS_MANI_01168]	Specification of a namespace for a <code>CppImplementationDataType</code>
[TPS_MANI_01169]	Support for template data types
[TPS_MANI_01170]	Semantics of <code>CppTemplateArgument.isVariadicTemplate</code>
[TPS_MANI_01171]	Modeling of structured data types
[TPS_MANI_01172]	Description of type references in the scope of <code>CppImplementationDataType</code>
[TPS_MANI_01173]	Description of type references in the scope of <code>CppImplementationDataTypeElement</code>
[TPS_MANI_01174]	Semantics of reference in the role <code>CppTemplateArgument.templateType</code>
[TPS_MANI_01175]	Semantics of reference in the role <code>CppTemplateArgument allocator</code>
[TPS_MANI_01176]	Standardized value for attribute <code>CppImplementationDataType.typeEmitter</code>
[TPS_MANI_01177]	Semantics of <code>CppImplementationDataType.typeEmitter</code>
[TPS_MANI_01178]	Semantics of <code>RestHttpPortPrototypeMapping.acceptsEncoding</code>
[TPS_MANI_01179]	Semantics of <code>PersistencyFileProxy.contentUri/PersistencyFile.contentUri</code> vs. <code>PersistencyFileArray.uri</code> and <code>PersistencyFileProxy.fileName/PersistencyFile.fileName</code>
[TPS_MANI_01180]	Collection of data types that requires serialization support
[TPS_MANI_01181]	Use cases for the application of <code>DiagnosticServiceSwMapping</code>
[TPS_MANI_01182]	<code>PersistencyKeyValuePair.updateStrategy</code> overrides <code>PersistencyDataElement.updateStrategy</code>
[TPS_MANI_01183]	<code>PersistencyFile.updateStrategy</code> overrides <code>PersistencyFileProxy.updateStrategy</code>
[TPS_MANI_03154]	<code>ProvidedSomeipServiceInstance</code> related configuration settings for events





Number	Heading
[TPS_MANI_03155]	<code>ProvidedSomeipServiceInstance</code> related configuration settings for methods
[TPS_MANI_03156]	<code>RequiredSomeipServiceInstance</code> related configuration settings for methods
[TPS_MANI_03157]	Enabling of data accumulation for upd data transmission
[TPS_MANI_03158]	Configuration of a data accumulation on a <code>ProvidedServiceInstance</code> for transmission over udp
[TPS_MANI_03159]	Configuration of a data accumulation on a <code>RequiredSomeipServiceInstance</code> for transmission over udp
[TPS_MANI_03160]	Log and Trace configuration options in the Application Manifest
[TPS_MANI_03161]	Log and Trace configuration options in the Service Instance Manifest
[TPS_MANI_03162]	<code>Machine</code> -specific configuration settings for the Log and Trace functional cluster
[TPS_MANI_03163]	Network configuration for Log and Trace messages
[TPS_MANI_03164]	<code>Machine</code> -specific configuration settings for DoIP
[TPS_MANI_03165]	Network configuration for DoIP
[TPS_MANI_03166]	<code>Machine</code> -specific configuration settings for NM module
[TPS_MANI_03167]	Network configuration for Nm
[TPS_MANI_03168]	Configuration of the SOME/IP load balancing option
[TPS_MANI_03169]	<code>CppImplementationDataType</code> with fixed size array semantics
[TPS_MANI_03170]	<code>CppImplementationDataType</code> of category ARRAY
[TPS_MANI_03171]	Value type of a <code>CppImplementationDataType</code> of category ARRAY
[TPS_MANI_03172]	Size of a <code>CppImplementationDataType</code> of category ARRAY
[TPS_MANI_03173]	multidimensional Array
[TPS_MANI_03174]	<code>CppImplementationDataType</code> with variable size array semantics
[TPS_MANI_03175]	<code>CppImplementationDataType</code> of category VECTOR
[TPS_MANI_03176]	Value type of a <code>CppImplementationDataType</code> of category VECTOR
[TPS_MANI_03177]	multidimensional Vector
[TPS_MANI_03178]	<code>CppImplementationDataType</code> of category STRING
[TPS_MANI_03179]	C++ language binding of <code>CppImplementationDataTypes</code> of category STRING
[TPS_MANI_03180]	Definition of Structures
[TPS_MANI_03181]	Definition of members in <code>CppImplementationDataType</code> of category STRUCTURE
[TPS_MANI_03182]	Definition of members in <code>CppImplementationDataTypeElement</code> of category STRUCTURE
[TPS_MANI_03183]	<code>CppImplementationDataType</code> of category ASSOCIATIVE_MAP
[TPS_MANI_03184]	<code>CppImplementationDataType</code> of category ASSOCIATIVE_MAP
[TPS_MANI_03185]	Structure of an <code>CppImplementationDataType</code> of category ASSOCIATIVE_MAP





Number	Heading
[TPS_MANI_03186]	Usage of <code>arraySize</code> in case of a Vector
[TPS_MANI_03187]	Definition of enumeration types
[TPS_MANI_03188]	Usage of an Allocator for a <code>CppImplementationDataType</code> of category <code>STRING</code>
[TPS_MANI_03189]	Definition of <code>CppImplementationDataType</code> of category <code>VARIANT</code>
[TPS_MANI_03190]	<code>CppImplementationDataType</code> of category <code>VARIANT</code>
[TPS_MANI_03191]	Definition of type alternatives stored in a <code>VARIANT</code>
[TPS_MANI_03192]	<code>CppImplementationDataType</code> of category <code>VALUE</code>
[TPS_MANI_03193]	<code>CppImplementationDataType</code> or <code>CppImplementationDataTypeElement</code> of category <code>TYPE_REFERENCE</code>
[TPS_MANI_03194]	Function Group State
[TPS_MANI_03195]	Off state in Function Group
[TPS_MANI_03196]	Semantics of <code>CppImplementationDataTypeElementQualifier.anonymous</code> attribute
[TPS_MANI_03525]	DDS <code>ServiceInterface</code> binding
[TPS_MANI_03526]	DDS <code>VariableDataPrototype</code> binding
[TPS_MANI_03527]	Definition of <code>ProvidedDdsServiceInstance</code>
[TPS_MANI_03528]	Definition of <code>ProvidedDdsEventQosProps</code>
[TPS_MANI_03529]	Definition of <code>RequiredDdsServiceInstance</code>
[TPS_MANI_03530]	Definition of <code>RequiredDdsEventQosProps</code>
[TPS_MANI_03531]	<code>qosProfile</code> of <code>ProvidedDdsEventQosProps</code> is optional
[TPS_MANI_03532]	<code>qosProfile</code> of <code>RequiredDdsEventQosProps</code> is optional
[TPS_MANI_03533]	<code>DdsServiceInstanceToMachineMapping</code>
[TPS_MANI_03534]	Definition of Platform Health Management Health Channel
[TPS_MANI_03535]	Definition of Time Synchronization interaction
[TPS_MANI_03536]	Time Synchronization interaction in a master role
[TPS_MANI_03537]	Time Synchronization interaction in a slave role
[TPS_MANI_03538]	Time Synchronization interaction with a local Time Base
[TPS_MANI_03539]	Definition of Time Bases
[TPS_MANI_03540]	Definition of <code>PureLocalTimeBase</code>
[TPS_MANI_03541]	Definition of <code>SynchronizedSlaveTimeBase</code>
[TPS_MANI_03542]	Definition of <code>SynchronizedMasterTimeBase</code>
[TPS_MANI_03543]	Definition of time sync correction attributes
[TPS_MANI_03544]	Definition of <code>PlatformHealthManagementContribution</code>
[TPS_MANI_03545]	Existence of <code>HealthChannelExternalStatus</code>
[TPS_MANI_03546]	Definition of reported health status <code>RPortPrototype</code>
[TPS_MANI_03547]	Definition of <code>offset</code> time domains
[TPS_MANI_03548]	Definition of <code>TimeSyncPortPrototypeToTimeBaseMapping</code>





Number	Heading
[TPS_MANI_03549]	Usage of RPortPrototype for the interaction with Time Synchronization
[TPS_MANI_03550]	Usage of RPortPrototype for the interaction with Platform Health Management
[TPS_MANI_03551]	Definition of Time Base kind
[TPS_MANI_03552]	Supervision cycle for GlobalSupervision

Table D.9: Added Traceables in 18-03

D.3.2 Changed Traceables in 18-03

Number	Heading
[TPS_MANI_01006]	Ordered definition of ServiceInterface.namespace
[TPS_MANI_01008]	Semantics of ExecutableGroup
[TPS_MANI_01009]	Standardized values of ExecutableGroup.category
[TPS_MANI_01013]	Semantics of meta-class ModeDependentStartupConfig
[TPS_MANI_01017]	Relation of startup configuration to resource group
[TPS_MANI_01041]	Startup configuration supports the definition of a launch sequence dependency
[TPS_MANI_01042]	Definition of a linear ImplementationDataType of category VECTOR
[TPS_MANI_01044]	Structure of an ImplementationDataType of category ASSOCIATIVE_MAP
[TPS_MANI_01060]	Use cases for the application of DiagnosticServiceDataMapping
[TPS_MANI_01068]	Semantics of PersistencyFileProxyInterface.maxNumberOfFiles
[TPS_MANI_01069]	Further qualification of properties of PortPrototypes typed by PersistencyKeyValueDatabaseInterfaces
[TPS_MANI_01075]	Specification of redundancy of persistent data
[TPS_MANI_01078]	Semantics of PersistencyPortPrototypeToKeyValueDatabaseMapping
[TPS_MANI_01080]	Semantics of PersistencyPortPrototypeToFileArrayMapping
[TPS_MANI_01097]	Assignment of TLV data ids for data structures with optional members
[TPS_MANI_01100]	Semantics of Allocator
[TPS_MANI_01109]	Semantics of UploadablePackageElement
[TPS_MANI_01112]	Semantics of SoftwareClusterDesign
[TPS_MANI_01113]	Semantics of SoftwareClusterDesign.diagnosticAddress
[TPS_MANI_01116]	Reference to model elements included in an uploadable software package
[TPS_MANI_01117]	Semantics of SoftwareClusterDesign.intendedTargetMachine
[TPS_MANI_01118]	Relation between SoftwareClusterDesign and DiagnosticContributionSet
[TPS_MANI_01119]	Reference to model elements from SoftwareClusterDesign





Number	Heading
[TPS_MANI_01133]	Optional element of an event
[TPS_MANI_01134]	Optional element in the context of a method
[TPS_MANI_03001]	Mapping of AdaptivePlatformServiceInstance to a MachineDesign
[TPS_MANI_03002]	IP configuration for a ProvidedSomeipServiceInstance
[TPS_MANI_03003]	ProvidedSomeipServiceInstance Fanout
[TPS_MANI_03022]	Context of RequiredSomeipServiceInstance
[TPS_MANI_03110]	Allowed components in system description with category SYSTEM_DESIGN_DESCRIPTION.
[TPS_MANI_03114]	Usage of AssemblySwConnectors in the System Design model
[TPS_MANI_03145]	Description of a function group
[TPS_MANI_03152]	Assignment of a ModeDependentStartupConfig to a function group state
[TPS_MANI_03153]	Semantics of ModeDependentStartupConfig.functionGroupMode
[TPS_MANI_03500]	Definition of Platform Health Management Supervision and Checkpoints
[TPS_MANI_03503]	Applicability of supervision to a specific Process
[TPS_MANI_03505]	Existence of SupervisionCheckpoint
[TPS_MANI_03506]	Optionality of SupervisionCheckpoint
[TPS_MANI_03508]	Definition of an AliveSupervision for a SupervisionCheckpoint
[TPS_MANI_03509]	Definition of a CheckpointTransition
[TPS_MANI_03510]	Definition of LogicalSupervision
[TPS_MANI_03512]	Applicability of global supervision to a specific Process
[TPS_MANI_03513]	Collection of LocalSupervisions into a global supervision
[TPS_MANI_03514]	Expiration tolerance for GlobalSupervision
[TPS_MANI_03515]	Expiration tolerance for LocalSupervision
[TPS_MANI_03516]	Condition evaluation for HealthChannelSupervision
[TPS_MANI_03517]	Condition evaluation for HealthChannelExternalStatus

Table D.10: Changed Traceables in 18-03

D.3.3 Deleted Traceables in 18-03

Number	Heading
[TPS_MANI_01031]	Semantics of CompositionDataPrototypeRef
[TPS_MANI_01045]	Process.modeDependentStartupConfig that does not refer to a ModeDeclaration
[TPS_MANI_01132]	Semantics of CompositionDataPrototypeRef
[TPS_MANI_03019]	TTL for SubscribeEventGroupAck Entries
[TPS_MANI_03501]	Definition of platform health management supervised entities





Number	Heading
[TPS_MANI_03504]	Existence of SupervisionEntity

Table D.11: Deleted Traceables in 18-03

D.3.4 Added Constraints in 18-03

Number	Heading
[constr_1546]	Existence of attributes of <code>ServiceInterfaceSubElement</code>
[constr_1547]	Reference from <code>ImplementationDataTypeExtension</code> to <code>ImplementationDataType</code>
[constr_1548]	Reference from <code>ImplementationDataTypeElementExtension</code> to <code>ImplementationDataTypeElement</code>
[constr_1549]	Value of <code>ProcessorCore.coreId</code>
[constr_1550]	Reference from <code>Process</code> to <code>ProcessDesign</code>
[constr_1551]	Existence of <code>CompositionDataPrototypeRef.dataPrototype</code> vs. <code>CompositionDataPrototypeRef.elementInImplDatatype</code>
[constr_1553]	Restriction for <code>ProcessToMachineMapping</code>
[constr_1554]	Restriction regarding <code>PersistencyKeyValuePair.initValue</code>
[constr_1555]	Restriction applicable for <code>PersistencyPortPrototypeToKeyValueDatabaseMapping.portPrototype</code>
[constr_1556]	Restriction applicable for <code>PersistencyPortPrototypeToFileArrayMapping.portPrototype</code>
[constr_1557]	Standardized values of <code>SoftwareClusterDesign.category</code> and <code>SoftwareCluster.category</code>
[constr_1558]	Existence of <code>SoftwareClusterDesign.diagnosticAddress</code>
[constr_1559]	Existence of <code>SoftwareClusterDesign.subSoftwareCluster</code>
[constr_1560]	Usage of <code>SoftwareClusterDesign.requiredARElement</code>
[constr_1561]	Existence of <code>SoftwareClusterDesign.subSoftwareCluster</code> and <code>SoftwareClusterDesign.dependsOn.dependentSoftwareClusterDesign</code>
[constr_1562]	Existence of <code>SoftwareClusterDesign.diagnosticContribution</code>
[constr_1563]	Standardized values of <code>SoftwareClusterDesign.category</code> and <code>SoftwareCluster.category</code>
[constr_1564]	Existence of <code>SoftwareCluster.diagnosticAddress</code>
[constr_1565]	Existence of <code>SoftwareCluster.subSoftwareCluster</code>
[constr_1566]	Usage of <code>SoftwareCluster.containedARElement</code>
[constr_1567]	Existence of <code>SoftwareCluster.subSoftwareCluster</code> and <code>SoftwareCluster.dependsOn.dependentSoftwareCluster</code>
[constr_1568]	Existence of <code>SoftwareCluster.diagnosticExtract</code>
[constr_1569]	Restriction for the scope of <code>RestHttpPortPrototypeMapping.acceptsEncoding</code>





Number	Heading
[constr_1570]	Restriction for <code>UserDefinedServiceInterfaceDeployment</code> of category <code>SERVICE_INTERFACE_DEPLOYMENT_IPC</code>
[constr_1571]	<code>CppImplementationDataType</code> is limited
[constr_1572]	Usage of <code>SwDataDefProps.implementationDataType</code> within a <code>CppImplementationDataType</code>
[constr_1573]	<code>CppTemplateArgument.isVariadicTemplate</code> is set to <code>True</code>
[constr_1574]	Number of <code>CppTemplateArguments</code> with <code>isVariadicTemplate</code> set to <code>True</code>
[constr_1575]	Position of <code>CppTemplateArgument</code> with <code>isVariadicTemplate</code> set to <code>True</code>
[constr_1576]	Existence of <code>CppTemplateArgument.templateType</code> vs. <code>CppTemplateArgument allocator</code>
[constr_1577]	Specification of a <code>nativeDeclaration</code> for a <code>CppImplementationDataType</code>
[constr_1578]	applicable data categories
[constr_1579]	<code>SwDataDefProps</code> applicable to <code>CppImplementationDataTypes</code> exclusive to the <i>AUTOSAR adaptive platform</i>
[constr_1580]	Restriction for the usage of <code>RestHttpPortPrototypeMapping.acceptsEncoding</code>
[constr_1581]	Value of <code>fileProxy.fileName</code>
[constr_1582]	<code>PersistencyKeyValuePair.valueDataType</code> shall match to <code>ImplementationDataType</code> for the corresponding <code>PersistencyDataElement</code>
[constr_1585]	Standardized values of attribute <code>DiagnosticServiceSwMapping.category</code>
[constr_1586]	<code>DiagnosticServiceSwMapping.category</code> set to <code>DATA_ELEMENT</code>
[constr_1587]	<code>DiagnosticServiceSwMapping.category</code> set to <code>DATA_IDENTIFIER</code>
[constr_1588]	<code>DiagnosticServiceSwMapping.category</code> set to <code>GENERIC_UDS_SERVICE</code>
[constr_1589]	Value of <code>file.fileName</code>
[constr_3408]	Value range of <code>SomeipEventDeployment.eventId</code>
[constr_3409]	Value range of <code>SomeipMethodDeployment.methodId</code>
[constr_3410]	Value range of <code>SomeipServiceInterfaceDeployment.serviceInterfaceId</code>
[constr_3411]	<code>eventMulticastUdpPort</code> , <code>ipv4MulticastIpAddress</code> and <code>ipv6MulticastIpAddress</code> not relevant for <code>RequiredSomeipServiceInstances</code>
[constr_3412]	<code>OsModuleInstantiation</code> shall have at least one <code>ResourceGroup</code>
[constr_3413]	<code>ModeDependentStartupConfig</code> of a <code>Process</code> is mapped to exactly one <code>ResourceGroup</code>
[constr_3414]	Allowed usage of <code>EthernetNetworkConfiguration</code> attributes
[constr_3415]	Value range of <code>loadBalancingPriority</code>
[constr_3416]	Value range of <code>loadBalancingWeight</code>
[constr_3417]	<code>UserDefinedEventDeployments</code> aggregated by a <code>UserDefinedFieldDeployment</code>
[constr_3418]	<code>UserDefinedMethodDeployments</code> aggregated by a <code>UserDefinedFieldDeployment</code>
[constr_3419]	Allowed usage of <code>EthernetNetworkConfiguration</code> attributes





Number	Heading
[constr_3420]	System category for a design description that has one single Adaptive Machine in scope
[constr_3421]	Fibex elements applicable for a MACHINE_DESIGN_EXTRACT
[constr_3422]	CppImplementationDataType of category STRING and SwBaseType
[constr_3423]	ModeDependentStartupConfig of a Process shall reference a function-GroupMode or machineMode
[constr_3424]	ModeDependentStartupConfig shall never reference the functionGroupMode Off
[constr_3425]	Restriction of DoIpInstantiations on a Machine
[constr_3426]	The logTraceFilePath is mandatory in case that logTraceLogMode is set to file
[constr_3427]	The logTraceFilePath is only relevant if logTraceLogMode is set to file
[constr_3428]	Structure shall own at least one element
[constr_3429]	No allocator usage for CppImplementationDataTypes of category VARIANT
[constr_3432]	Allowed subElements for Structures
[constr_3433]	Aggregation of templateArguments for a ARRAY
[constr_3434]	Aggregation of templateArguments for a VECTOR
[constr_3528]	Value range of domainId
[constr_3529]	Value range of serviceInstanceId
[constr_3530]	Mandatory definition of checkpointId
[constr_3531]	Mandatory definition of healthChannelId
[constr_3532]	Mandatory definition of statusId
[constr_3536]	Mandatory definition of supervisedEntityId

Table D.12: Added Constraints in 18-03

D.3.5 Changed Constraints in 18-03

Number	Heading
[constr_1484]	Applicability of ModeDependentStartupConfig.executionDependency
[constr_1507]	PortInterfaceToDataTypeMapping is only applicable to ServiceInterface
[constr_1532]	Consistent assignment of TLV data ids to data structures with optional members
[constr_1537]	Consistent assignment of TLV data ids to arguments of a given ClientServerOperation
[constr_3307]	SomeipEventDeployment.transportProtocol setting to udp and the impact on ProvidedSomeipServiceInstances
[constr_3308]	SomeipEventDeployment.transportProtocol setting to tcp and the impact on ProvidedSomeipServiceInstances
[constr_3309]	SomeipMethodDeployment.transportProtocol setting to udp and the impact on ProvidedSomeipServiceInstances





Number	Heading
[constr_3310]	<code>SomeipMethodDeployment.transportProtocol</code> setting to <code>tcp</code> and the impact on <code>ProvidedSomeipServiceInstances</code>
[constr_3320]	Aggregation of <code>CommunicationConnector</code> by <code>MachineDesign</code>
[constr_3350]	Consistent value of <code>category</code> for <code>ExecutableGroups</code> referencing an <code>Executable</code>
[constr_3366]	System <code>category</code> for a system design description with Adaptive Platform and Classic Platform content

Table D.13: Changed Constraints in 18-03

D.3.6 Deleted Constraints in 18-03

Number	Heading
[constr_1480]	Mutual existence of <code>CompositionDataPrototypeRef.elementInImplDatatype</code> vs. attributes of <code>CompositionDataPrototypeRef.dataPrototype</code>
[constr_1505]	Number of <code>Process.modeDependentStartupConfig</code> that do not refer to a <code>ModuleDeclaration</code>
[constr_1525]	Standardized values of <code>PersistencyFile.category</code>
[constr_1526]	Values of <code>PersistencyFileArray.file.category</code>
[constr_1533]	Applicability of <code>ImplementationDataTypeElementExtension</code>

Table D.14: Deleted Constraints in 18-03

D.4 Constraint and Specification Item History of this document according to AUTOSAR Release 18-10

D.4.1 Added Traceables in 18-10

Number	Heading
[TPS_MANI_01184]	Definition of optional elements on the level of <code>ApplicationDataType</code>
[TPS_MANI_01185]	Definition of optional elements on the level of <code>CppImplementationDataType</code>
[TPS_MANI_01186]	Definition of the applicable <code>wire type</code>
[TPS_MANI_01187]	Matching pairs of <code>PersistencyFileProxy</code> and <code>PersistencyFile</code>
[TPS_MANI_01188]	Semantics of attribute <code>schedulingPriority</code>
[TPS_MANI_01189]	Software Cluster and <code>DiagnosticContributionSet.category</code>
[TPS_MANI_01190]	Semantics of <code>ApApplicationError</code>
[TPS_MANI_01191]	Modeling of possible errors
[TPS_MANI_01192]	Semantics of <code>ApApplicationErrorDomain</code>





Number	Heading
[TPS_MANI_01193]	Combination of <code>ModeDependentStartupConfig.machineMode</code> and <code>ModeDependentStartupConfig.functionGroupMode</code>
[TPS_MANI_01194]	Semantics of <code>PersistencyKeyValueDatabaseInterface.minimumSustainedSize</code>
[TPS_MANI_01195]	Semantics of <code>PersistencyFileProxyInterface.minimumSustainedSize</code>
[TPS_MANI_01196]	Semantics of <code>PersistencyKeyValueDatabase.minimumSustainedSize</code>
[TPS_MANI_01197]	Semantics of <code>PersistencyKeyValueDatabase.maximumAllowedSize</code>
[TPS_MANI_01198]	Semantics of <code>ApApplicationErrorSet</code>
[TPS_MANI_01199]	Semantics of <code>DeterministicClientResourceNeeds</code>
[TPS_MANI_01200]	Semantics of meta-class <code>DeterministicClientResource</code>
[TPS_MANI_01201]	Standardized values for attribute <code>CppTemplateArgument.category</code>
[TPS_MANI_01202]	Semantics of reference <code>SoftwareCluster.moduleInstantiation</code>
[TPS_MANI_01203]	Semantics of <code>DeterministicClient</code>
[TPS_MANI_01204]	Specification of redundancy of persistent data
[TPS_MANI_01205]	Semantics of meta-class <code>PersistencyDeployment</code>
[TPS_MANI_01206]	Modeling of redundancy in the context of <code>PersistencyDeployment</code>
[TPS_MANI_01207]	Standardized values of attribute <code>PersistencyRedundancyCrc.algorithmFamily</code>
[TPS_MANI_01208]	Definition of environment variables in the scope of a <code>Machine</code>
[TPS_MANI_01209]	Definition of environment variables in process scope
[TPS_MANI_01210]	Default encoding for all <code>DataPrototypes</code> typed by <code>CppImplementationDataType</code> of category <code>STRING</code>
[TPS_MANI_03197]	Semantics of <code>StdCppImplementationDataType</code>
[TPS_MANI_03198]	Semantics of <code>CustomCppImplementationDataType</code>
[TPS_MANI_03199]	Endpoint protection by <code>SecureComProps</code>
[TPS_MANI_03200]	<code>SecureComProps</code> for udp, tcp and multicast communication
[TPS_MANI_03201]	Semantics of <code>CppTemplateArgument.inplace</code> attribute
[TPS_MANI_03202]	Definition of bitfield types
[TPS_MANI_03203]	Configuration of IPsec
[TPS_MANI_03204]	Definition of <code>IPSecRules</code>
[TPS_MANI_03205]	IPsec connection type
[TPS_MANI_03206]	IPsec AH and ESP protocol configuration
[TPS_MANI_03207]	IPsec Internet Key Exchange protocol configuration
[TPS_MANI_03208]	Protection of <code>AdaptivePlatformServiceInstance</code> by IPsec
[TPS_MANI_03209]	The meaning of <code>MachineDesign.accessControl</code>
[TPS_MANI_03210]	Specification of <code>event</code> specific communication attributes
[TPS_MANI_03211]	Specification of <code>field</code> specific communication attributes





Number	Heading
[TPS_MANI_03212]	Specification of initial value for a <i>field</i>
[TPS_MANI_03213]	Semantics of meta-class <i>TlsSecureComProps</i>
[TPS_MANI_03214]	Existence of <i>TlsCryptoCipherSuite.keyExchange</i> vs. <i>TlsSecureComProps.keyExchange</i>
[TPS_MANI_03215]	Semantics of <i>CryptoServiceCertificate</i>
[TPS_MANI_03216]	Existence of <i>TlsCryptoCipherSuite.certificate</i> in the <i>client</i> role
[TPS_MANI_03217]	On-the-wire encoding for a chosen string
[TPS_MANI_03218]	Default value for the attribute <i>tcpInitialInactivityTime</i> of meta-class <i>DoIpNetworkConfiguration</i>
[TPS_MANI_03219]	Default value for the attribute <i>tcpGeneralInactivityTime</i> of meta-class <i>DoIpNetworkConfiguration</i>
[TPS_MANI_03220]	Default value for the attribute <i>vehicleAnnouncementCount</i> of meta-class <i>DoIpNetworkConfiguration</i>
[TPS_MANI_03221]	Default value for the attribute <i>vehicleAnnouncementInterval</i> of meta-class <i>DoIpNetworkConfiguration</i>
[TPS_MANI_03222]	Default value for the attribute <i>tcpAliveCheckResponseTimeout</i> of meta-class <i>DoIpNetworkConfiguration</i>
[TPS_MANI_03553]	Applicability of health channel to a specific <i>Process</i>
[TPS_MANI_03554]	Several <i>SomeipServiceInstanceToMachineMappings</i> with equal settings
[TPS_MANI_03555]	Mix of <i>SomeipServiceInstanceToMachineMapping</i> and signal-based communication
[TPS_MANI_03556]	DDS-RPC Service Binding
[TPS_MANI_03557]	DDS <i>ClientServerOperation</i> Binding
[TPS_MANI_03558]	DDS <i>Field</i> Binding
[TPS_MANI_03559]	Definition of <i>DdsProvidedServiceInstance.methodQosProps</i>
[TPS_MANI_03560]	<i>qosProfile</i> of <i>DdsProvidedServiceInstance.methodQosProps</i> is optional
[TPS_MANI_03561]	Definition of <i>DdsProvidedServiceInstance.fieldNotifierQosProps</i>
[TPS_MANI_03562]	<i>qosProfile</i> of <i>DdsProvidedServiceInstance.fieldNotifierQosProps</i> is optional
[TPS_MANI_03563]	Definition of <i>DdsProvidedServiceInstance.fieldGetSetQosProps</i>
[TPS_MANI_03564]	<i>qosProfile</i> of <i>DdsProvidedServiceInstance.fieldGetSetQosProps</i> is optional
[TPS_MANI_03565]	Definition of <i>DdsRequiredServiceInstance.methodQosProps</i>
[TPS_MANI_03566]	<i>qosProfile</i> of <i>DdsRequiredServiceInstance.methodQosProps</i> is optional
[TPS_MANI_03567]	Definition of <i>DdsRequiredServiceInstance.fieldNotifierQosProps</i>





Number	Heading
[TPS_MANI_03568]	qosProfile of DdsRequiredServiceInstance.fieldNotifierQosProps is optional
[TPS_MANI_03569]	Definition of DdsRequiredServiceInstance.fieldGetSetQosProps
[TPS_MANI_03570]	qosProfile of DdsRequiredServiceInstance.fieldGetSetQosProps is optional
[TPS_MANI_03571]	transportPlugin for DdsProvidedServiceInstance
[TPS_MANI_03572]	transportPlugin for DdsRequiredServiceInstance

Table D.15: Added Traceables in 18-10

D.4.2 Changed Traceables in 18-10

Number	Heading
[TPS_MANI_01001]	Meaning of ServiceInterface
[TPS_MANI_01041]	Startup configuration supports the definition of a launch sequence dependency
[TPS_MANI_01097]	Assignment of TLV data ids
[TPS_MANI_01100]	Semantics of Allocator
[TPS_MANI_01147]	Semantics of PersistencyKeyValueDatabase.updateStrategy
[TPS_MANI_01151]	Semantics of PersistencyFileArray.updateStrategy
[TPS_MANI_01166]	Semantics of CppImplementationDataType
[TPS_MANI_01176]	Standardized value for attribute CppImplementationDataType.typeEmitter
[TPS_MANI_01177]	Semantics of CppImplementationDataType.typeEmitter
[TPS_MANI_01180]	Collection of data types that requires serialization support
[TPS_MANI_03001]	Mapping of AdaptivePlatformServiceInstance to a MachineDesign
[TPS_MANI_03011]	Server Timing configuration for a ProvidedSomeipServiceInstance
[TPS_MANI_03021]	Requirements on the searched minor version from the client's point of view
[TPS_MANI_03025]	Client Timing configuration for a RequiredSomeipServiceInstance
[TPS_MANI_03070]	Size of a length field for a chosen array or map
[TPS_MANI_03103]	Default size for all array and map length fields
[TPS_MANI_03124]	ServiceInterface.event to ISignalTriggering mapping
[TPS_MANI_03125]	ServiceInterface.method to ISignalTriggerings mapping
[TPS_MANI_03126]	ServiceInterface.field mapping to ISignalTriggerings
[TPS_MANI_03134]	Configuration of supported TLS ciphersuites
[TPS_MANI_03137]	ServiceInterfaceElementSecureComConfig is not relevant in case of TLS communication
[TPS_MANI_03157]	Enabling of data collection for upd data transmission





Number	Heading
[TPS_MANI_03158]	Configuration of a data collection on a <code>ProvidedServiceInstance</code> for transmission over udp
[TPS_MANI_03165]	Network Interface configuration for DoIP
[TPS_MANI_03170]	<code>CppImplementationDataType</code> of category ARRAY
[TPS_MANI_03173]	Definition of a multidimensional Array
[TPS_MANI_03175]	<code>CppImplementationDataType</code> of category VECTOR
[TPS_MANI_03177]	Definition of a multidimensional Vector
[TPS_MANI_03178]	<code>StdCppImplementationDataType</code> of category STRING
[TPS_MANI_03179]	C++ language binding of <code>StdCppImplementationDataTypes</code> of category STRING
[TPS_MANI_03180]	Definition of Structures
[TPS_MANI_03181]	Definition of members in <code>StdCppImplementationDataType</code> of category STRUCTURE
[TPS_MANI_03184]	<code>CppImplementationDataType</code> of category ASSOCIATIVE_MAP
[TPS_MANI_03185]	Structure of an <code>CppImplementationDataType</code> of category ASSOCIATIVE_MAP
[TPS_MANI_03187]	Definition of enumeration types
[TPS_MANI_03193]	<code>CppImplementationDataType</code> of category TYPE_REFERENCE
[TPS_MANI_03196]	Semantics of <code>CppImplementationDataTypeElementQualifier.inplace</code> attribute
[TPS_MANI_03503]	Applicability of checkpoints to a specific <code>Process</code>
[TPS_MANI_03512]	Applicability of global supervision without <code>Process</code> context
[TPS_MANI_03516]	Condition evaluation for <code>HealthChannelSupervision</code>
[TPS_MANI_03518]	<code>PhmLogicalExpression</code> definition
[TPS_MANI_03519]	<code>PhmRule</code> definition
[TPS_MANI_03520]	Execution of <code>PhmActionList</code> with <code>actionListExecution=triggeredOnEvaluation</code>
[TPS_MANI_03521]	Execution of <code>PhmActionList</code> with <code>actionListExecution=triggeredOnChange</code>
[TPS_MANI_03522]	Definition of actions for application software
[TPS_MANI_03523]	Definition of actions for Platform Instance
[TPS_MANI_03524]	Definition of actions for Watchdog
[TPS_MANI_03526]	DDS <code>VariableDataPrototype</code> binding
[TPS_MANI_03527]	Definition of <code>DdsProvidedServiceInstance</code>
[TPS_MANI_03528]	Definition of <code>DdsProvidedServiceInstance.eventQosProps</code>
[TPS_MANI_03529]	Definition of <code>DdsRequiredServiceInstance</code>
[TPS_MANI_03530]	Definition of <code>DdsRequiredServiceInstance.eventQosProps</code>
[TPS_MANI_03531]	<code>qosProfile</code> of <code>DdsProvidedServiceInstance.eventQosProps</code> is optional





Number	Heading
[TPS_MANI_03532]	qosProfile of DdsRequiredServiceInstance.eventQosProps is optional
[TPS_MANI_03533]	DdsServiceInstanceToMachineMapping
[TPS_MANI_03552]	Supervision cycle for GlobalSupervision

Table D.16: Changed Traceables in 18-10

D.4.3 Deleted Traceables in 18-10

Number	Heading
[TPS_MANI_01008]	Semantics of ExecutableGroup
[TPS_MANI_01009]	Standardized values of ExecutableGroup.category
[TPS_MANI_01018]	ImplementationDataType of category VECTOR
[TPS_MANI_01028]	ImplementationDataType of category ASSOCIATIVE_MAP
[TPS_MANI_01029]	Usage of ImplementationDataType
[TPS_MANI_01030]	ImplementationDataType of category STRING
[TPS_MANI_01042]	Definition of a linear ImplementationDataType of category VECTOR
[TPS_MANI_01043]	Definition of a rectangular ImplementationDataType of category VECTOR
[TPS_MANI_01044]	Structure of an ImplementationDataType of category ASSOCIATIVE_MAP
[TPS_MANI_01055]	Definition of application-level errors
[TPS_MANI_01056]	Semantics of ApplicationError.errorContext
[TPS_MANI_01058]	Ability to create a mapping of ApplicationErrors aggregated in the role possibleError
[TPS_MANI_01062]	ImplementationDataType to generate a C++ enum
[TPS_MANI_01063]	Sharing of ImplementationDataType with enumeration semantics
[TPS_MANI_01074]	Specification of encryption of persistent data
[TPS_MANI_01075]	Specification of redundancy of persistent data
[TPS_MANI_01077]	Specification of file encryption
[TPS_MANI_01082]	Eligibility of DataPrototypes for the definition of optionality
[TPS_MANI_01083]	Optionality is supported for ApplicationDataType as well as ImplementationDataType
[TPS_MANI_01084]	Optionality for a DataPrototype typed by an ApplicationDataType
[TPS_MANI_01085]	Definition of optionality for a DataPrototype typed by an ImplementationDataType
[TPS_MANI_01087]	Interaction with crypto software
[TPS_MANI_01088]	Semantics of CryptoNeed
[TPS_MANI_01089]	Relation between CryptoNeed and PortPrototype





Number	Heading
[TPS_MANI_01090]	Modeling of crypto software as a platform module
[TPS_MANI_01091]	Semantics of <code>CryptoJob</code>
[TPS_MANI_01092]	Mapping between <code>CryptoNeed</code> and <code>CryptoJob</code>
[TPS_MANI_01093]	Semantics of <code>CryptoDriver</code>
[TPS_MANI_01094]	Scope of <code>CryptoDriver</code>
[TPS_MANI_01095]	Semantics of <code>CryptoKeySlot</code>
[TPS_MANI_01096]	Semantics of the <code>CryptoPrimitive</code>
[TPS_MANI_01098]	Constraints on the definition of an <code>ImplementationDataType</code> of category <code>VECTOR</code>
[TPS_MANI_01099]	Semantics of <code>ImplementationDataTypeElementExtension</code>
[TPS_MANI_01101]	Size-constrained allocation of memory
[TPS_MANI_01102]	Specification of a namespace for an <code>ImplementationDataType</code> of category <code>VECTOR</code>
[TPS_MANI_01133]	Optional element of an <code>event</code>
[TPS_MANI_01134]	Optional element in the context of a <code>method</code>
[TPS_MANI_03121]	Signal-based <code>VariableDataPrototype</code> binding
[TPS_MANI_03122]	Signal-based <code>Field</code> binding
[TPS_MANI_03123]	Signal-based <code>ClientServerOperation</code> binding
[TPS_MANI_03135]	Configuration of TLS PSK Identity
[TPS_MANI_03136]	Configuration of requirements for the TLS cryptographic job
[TPS_MANI_03141]	Mapping between <code>SecOcJobRequirement</code> and <code>CryptoJob</code>
[TPS_MANI_03142]	Mapping between <code>TlsJobRequirement</code> and <code>CryptoJob</code>
[TPS_MANI_03143]	Mapping between <code>PresharedKeyIdentity</code> and <code>CryptoKeySlot</code>
[TPS_MANI_03144]	C++ language binding of <code>ImplementationDataTypes</code> of category <code>STRING</code>
[TPS_MANI_03182]	Definition of members in <code>CppImplementationDataTypeElement</code> of category <code>STRUCTURE</code>

Table D.17: Deleted Traceables in 18-10

D.4.4 Added Constraints in 18-10

Number	Heading
[constr_1593]	Completeness of the existence of a set of <code>TlvDataIdDefinition.tlvArguments</code>
[constr_1594]	Consistent assignment of TLV data ids to <code>ApplicationRecordDataType</code>
[constr_1595]	Consistent assignment of TLV data ids to <code>CppImplementationDataType</code> or <code>CppImplementationDataTypeElement</code>
[constr_1596]	Scope of the uniqueness of the value of <code>TlvDataIdDefinition.id</code> for references to <code>ArgumentDataPrototype</code>





Number	Heading
[constr_1597]	Scope of the uniqueness of the value of <code>TlvDataIdDefinition.id</code> for references to <code>ApplicationRecordElement</code>
[constr_1598]	Scope of the uniqueness of the value of <code>TlvDataIdDefinition.id</code> for references to <code>CppImplementationDataTypeElement</code>
[constr_1599]	<code>TlvDataIdDefinition</code> referencing <code>ArgumentDataPrototype</code>
[constr_1600]	<code>TlvDataIdDefinition</code> referencing <code>ApplicationRecordElement</code>
[constr_1601]	<code>TlvDataIdDefinition</code> referencing <code>CppImplementationDataTypeElement</code>
[constr_1603]	Completeness of the existence of a set of <code>TlvDataIdDefinition.tlvRecordElements</code>
[constr_1604]	Completeness of the existence of a set of <code>TlvDataIdDefinition.tlvSubElements</code>
[constr_1605]	Standardized values of attribute <code>Executable.category</code>
[constr_1606]	Processes with mutual <code>ExecutionDependency</code> s
[constr_1613]	File name of matching pairs of <code>PersistencyFileProxy</code> and <code>PersistencyFile</code>
[constr_1614]	Existence of attribute <code>TransformationPropsToServiceInterfaceElementMapping.transformationProps.sessionHandling</code>
[constr_1615]	Existence of attribute <code>SomeipDataPrototypeTransformationProps.someipTransformationProps.sessionHandling</code>
[constr_1618]	Ability to shut down
[constr_1619]	Ability to restart
[constr_1620]	Value of <code>schedulingPriority</code> if <code>schedulingPolicy</code> is set to <code>schedulingPolicyFifo</code> or <code>schedulingPolicyRoundRobin</code>
[constr_1621]	Value of <code>schedulingPriority</code> if <code>StartupConfig.schedulingPolicy</code> is set to <code>schedulingPolicyOther</code>
[constr_1625]	Existence of reference <code>ApApplicationError.errorDomain</code>
[constr_1627]	Supported value range for attribute <code>ApApplicationErrorDomain.value</code>
[constr_1628]	Definition of static length field sizes in case of TLV usage
[constr_1629]	Identical sizes of length fields in case of TLV usage
[constr_1630]	No definition of length field sizes on <code>DataPrototype</code> level in case of TLV usage
[constr_1658]	Number of <code>DiagnosticTroubleCodeUdsToClearConditionGroupMapping</code> elements per <code>DiagnosticTroubleCodeUds</code>
[constr_1659]	Restriction for the usage of <code>CppImplementationDataTypeElementQualifier.inplace</code>
[constr_1660]	Restriction for the usage of <code>CppTemplateArgument.inplace</code>
[constr_1661]	Multiplicity of <code>OsModuleInstantiation.resourceGroup</code>
[constr_1663]	Standardized values of attribute <code>DiagnosticServiceDataIdentifierPortMapping.category</code>
[constr_1664]	Unique <code>ApApplicationError.shortName</code>
[constr_1665]	Unique <code>ApApplicationError.errorCode</code>
[constr_1666]	References from <code>PersistencyPortPrototypeToKeyValueDatabaseMapping</code> to <code>PersistencyKeyValueDatabase</code>





Number	Heading
[constr_1667]	References from <code>PersistencyPortPrototypeToFileArrayMapping</code> to <code>PersistencyFileArray</code>
[constr_1668]	Allowed combinations of <code>PersistencyRedundancyCrc.length</code> and <code>algorithmFamily</code>
[constr_1673]	Existence of attributes <code>hasGetter</code> , <code>hasSetter</code> , and <code>hasNotifier</code>
[constr_1674]	Supported encoding of <code>StdCppImplementationDataType</code> of category <code>STRING</code>
[constr_1675]	Existence of attribute <code>ApSomeipTransformationProps.stringEncoding</code>
[constr_1676]	Consistency of references <code>shallRunOn</code> and <code>shallNotRunOn</code>
[constr_1677]	Mutual exclusive existence of references <code>shallRunOn</code> and <code>shallNotRunOn</code>
[constr_1678]	Allowed values for attribute <code>ApSomeipTransformationProps.stringEncoding</code>
[constr_3443]	Specification of a namespace for a <code>StdCppImplementationDataType</code>
[constr_3446]	<code>CppTemplateArgument</code> with <code>allocator</code> reference and the <code>inplace</code> flag
[constr_3447]	<code>ApSomeipTransformationProps.sizeOfArrayLengthField</code> that equals 0
[constr_3462]	<code>CppTemplateArgument.templateType</code> reference to <code>StdCppImplementationDataType</code> of category <code>STRUCTURE</code> and the <code>inplace</code> flag
[constr_3485]	UDP endpoint using DTLS can only serve provided or required service instances exclusively
[constr_3486]	TCP endpoint using TLS can only serve provided or required service instances exclusively.
[constr_3487]	TCP endpoint can only serve provided or required service instances exclusively
[constr_3492]	<code>DoIpInstantiation.logicalAddress</code> shall be defined as member in the <code>DoIpRequestConfiguration</code>
[constr_3493]	Applicable attributes for standardized E2E Profiles
[constr_3494]	Mandatory Machine States
[constr_3495]	Supported value range for attribute <code>DoIpInstantiation.eid</code>
[constr_3496]	Supported value range for attribute <code>DoIpInstantiation.gid</code>
[constr_3497]	Supported value range for attribute <code>DoIpInstantiation.maxRequestBytes</code>
[constr_3498]	Supported value range for attribute <code>DoIpInstantiation.logicalAddress</code>
[constr_3499]	Supported value range for attribute <code>DoIpRequestConfiguration.startAddress</code>
[constr_3537]	<code>LocalSupervision</code> referenced once in the context of a <code>GlobalSupervision</code>
[constr_3538]	Only one <code>ServiceInstanceToMachineMapping</code> per technology and <code>CommunicationConnector</code>
[constr_3539]	Only one <code>AliveSupervision</code> per <code>SupervisionCheckpoint</code>
[constr_3540]	<code>SupervisionCheckpoint</code> in supervision graph
[constr_3541]	<code>qosProfile</code> mandatory for <code>DdsProvidedServiceInstance</code>
[constr_3542]	<code>qosProfile</code> mandatory for <code>DdsRequiredServiceInstance</code>
[constr_3543]	At least one <code>transportPlugin</code> definition required for each <code>DdsProvidedServiceInstance</code>



△

Number	Heading
[constr_3544]	At least one <code>transportPlugin</code> definition required for each <code>DdsRequiredServiceInstance</code>
[constr_5000]	Supported value range for attribute <code>DoIpRequestConfiguration.endAddress</code>
[constr_5001]	Usage of <code>DoIpNetworkConfiguration.eidUseMac</code>
[constr_5002]	Supported values of <code>ServiceInstanceToMachineMapping.category</code>
[constr_5003]	Existence of <code>TlsCryptoCipherSuite.certificate</code> in the <i>server</i> role
[constr_5004]	Mapping of a <code>Process</code> to a <code>Machine</code> is mandatory in the Execution Manifest

Table D.18: Added Constraints in 18-10

D.4.5 Changed Constraints in 18-10

Number	Heading
[constr_1490]	Allowed value of <code>category</code> for reference <code>ProcessToMachineMapping.process.executable</code>
[constr_1551]	Existence of <code>DataPrototypeInServiceInterfaceRef.dataPrototype</code> vs. <code>DataPrototypeInServiceInterfaceRef.elementInImplDatatype</code>
[constr_1572]	Usage of <code>SwDataDefProps.implementationDataType</code> within a <code>CppImplementationDataType</code>
[constr_1573]	<code>CppTemplateArgument.isVariadicTemplate</code> is set to <code>True</code>
[constr_1582]	<code>PersistencyKeyValuePair.valueDataType</code> shall match to <code>AbstractImplementationDataType</code> for the corresponding <code>PersistencyDataElement</code>
[constr_1585]	Standardized values of attribute <code>DiagnosticServiceSwMapping.category</code>
[constr_1589]	Value of <code>file.fileName</code>
[constr_3375]	method with attribute <code>fireAndForget</code> set to <code>true</code> shall not reference an <code>ApApplicationError</code>
[constr_3392]	<code>ServiceInterfaceElementSecureComConfig.dataId</code> and <code>ServiceInterfaceElementSecureComConfig.freshnessValueId</code> are mandatory in case of SecOC communication
[constr_3433]	Aggregation of <code>templateArguments</code> for an <code>ARRAY</code>
[constr_3434]	Aggregation of <code>templateArguments</code> for a <code>VECTOR</code>
[constr_3527]	<code>PhmLogicalExpression</code> referenced by one <code>PhmRule</code>
[constr_3528]	Value range of <code>domainId</code>
[constr_3529]	Value range of <code>serviceInstanceId</code>

Table D.19: Changed Constraints in 18-10

D.4.6 Deleted Constraints in 18-10

Number	Heading
[constr_1474]	<code>SwDataDefProps</code> applicable to <code>ImplementationDataTypes</code> exclusive to the <i>AUTOSAR adaptive platform</i>
[constr_1475]	<code>ImplementationDataType</code> of category <code>STRING</code> is limited
[constr_1476]	<code>ImplementationDataType</code> of category <code>VECTOR</code> is limited
[constr_1477]	<code>ImplementationDataType</code> of category <code>ASSOCIATIVE_MAP</code> is limited
[constr_1479]	No support for certain values of <code>ImplementationDataType.category</code>
[constr_1484]	Applicability of <code>ModeDependentStartupConfig.executionDependency</code>
[constr_1485]	No <code>subElement</code> for <code>ImplementationDataType</code> of category <code>STRING</code>
[constr_1486]	<code>ImplementationDataType</code> of category <code>STRING</code> and <code>SwBaseType</code>
[constr_1487]	Number of <code>subElements</code> of an <code>ImplementationDataType</code> of category <code>ASSOCIATIVE_MAP</code>
[constr_1491]	Semantics of <code>ServiceInterface.possibleError</code>
[constr_1493]	<code>ArgumentDataPrototype</code> referenced in the role <code>ApplicationError.errorContext</code>
[constr_1495]	Initial value for <code>field</code>
[constr_1506]	<code>ImplementationDataType</code> of category <code>VECTOR</code> shall not define <code>dynamicArraySizeProfile</code>
[constr_1508]	<code>BaseTypeDirectDefinition.nativeDeclaration</code> shall not be set to the value <code>enum</code>
[constr_1522]	Semantics of <code>ClientServerOperation.possibleError</code>
[constr_1527]	<code>ImplementationDataTypeElement</code> finally referenced as the target element in the context of an <code>ImplementationDataTypeElementInAutosarDataPrototypeElementRef</code>
[constr_1528]	Definition of optionality for multiple <code>DataPrototypes</code> typed by the same <code>AutosarDataType</code>
[constr_1529]	Standardized values of <code>CryptoNeed.category</code>
[constr_1530]	Standardized values of <code>CryptoPrimitive.algorithmFamily</code> and <code>CryptoKeySlot.algorithmFamily</code>
[constr_1531]	Standardized values of <code>CryptoPrimitive.algorithmMode</code>
[constr_1532]	Consistent assignment of TLV data ids to data structures with optional members
[constr_1537]	Consistent assignment of TLV data ids to arguments of a given <code>ClientServerOperation</code>
[constr_1546]	Existence of attributes of <code>ServiceInterfaceSubElement</code>
[constr_1547]	Reference from <code>ImplementationDataTypeExtension</code> to <code>ImplementationDataType</code>
[constr_1548]	Reference from <code>ImplementationDataTypeElementExtension</code> to <code>ImplementationDataTypeElement</code>
[constr_1577]	Specification of a <code>nativeDeclaration</code> for a <code>CppImplementationDataType</code>
[constr_1587]	<code>DiagnosticServiceSwMapping.category</code> set to <code>DATA_IDENTIFIER</code>
[constr_1588]	<code>DiagnosticServiceSwMapping.category</code> set to <code>GENERIC_UDS_SERVICE</code>





Number	Heading
[constr_3293]	Mandatory information of a RequiredSomeipServiceInstance
[constr_3303]	ANY not allowed for SomeipServiceInterfaceDeployment.serviceInterfaceVersion
[constr_3350]	Consistent value of category for ExecutableGroups referencing an Executable
[constr_3377]	Restriction of ISignalTriggering references in SignalBasedFieldToISignalTriggeringMapping
[constr_3422]	CppImplementationDataType of category STRING and SwBaseType
[constr_3428]	Structure shall own at least one element
[constr_3432]	Allowed subElements for Structures

Table D.20: Deleted Constraints in 18-10

D.5 Constraint and Specification Item History of this document according to AUTOSAR Release 19-03

D.5.1 Added Traceables in 19-03

Number	Heading
[TPS_MANI_01211]	Specification of executable software within SoftwareClusterDesign
[TPS_MANI_01212]	Usage of attribute typeEmitter in the context of a CustomCppImplementationDataType
[TPS_MANI_01213]	Semantics of meta-class StrongRevisionLabelString
[TPS_MANI_01214]	Semantics of SoftwareCluster.conflictsTo
[TPS_MANI_01215]	Semantics of meta-class SoftwareClusterDependencyFormula
[TPS_MANI_01216]	Semantics of meta-class SoftwareClusterDependencyFormulaPart
[TPS_MANI_01217]	Semantics of metaclass SoftwareClusterDependencyCompareCondition
[TPS_MANI_01218]	Cryptographic signature of SoftwareCluster
[TPS_MANI_01219]	License of software in included SoftwareCluster
[TPS_MANI_01220]	Release notes of software in included SoftwareCluster
[TPS_MANI_01221]	Semantics of meta-class SoftwarePackage
[TPS_MANI_01222]	Cryptographic signature of SoftwarePackage
[TPS_MANI_01223]	Semantics of attribute SoftwarePackage.packagerId
[TPS_MANI_01224]	Actions taken after installation of a SoftwarePackage
[TPS_MANI_01225]	Actions taken during installation of a SoftwarePackage
[TPS_MANI_01226]	Machine-specific configuration settings for the UCM module
[TPS_MANI_01227]	Semantics of attribute UcmModuleInstantiation.identifier
[TPS_MANI_01228]	Semantics of meta-class ProcessDesign





Number	Heading
[TPS_MANI_01229]	Pre-allocation of a given ProcessDesign on a specific MachineDesign
[TPS_MANI_01230]	Semantics of DiagnosticProvidedDataMapping
[TPS_MANI_01231]	GrantDesign references ProcessDesign
[TPS_MANI_01232]	Semantics of meta-class ComOfferServiceGrantDesign
[TPS_MANI_01233]	Semantics of meta-class ComFindServiceGrantDesign
[TPS_MANI_01234]	Semantics of ComFieldGrantDesign
[TPS_MANI_01235]	Semantics of ComEventGrantDesign
[TPS_MANI_01236]	Semantics of ComMethodGrantDesign
[TPS_MANI_01237]	Semantics of meta-class ComFieldGrant
[TPS_MANI_01238]	Semantics of meta-class ComMethodGrant
[TPS_MANI_01239]	Semantics of meta-class ComEventGrant
[TPS_MANI_01240]	Semantics of meta-class ComOfferServiceGrant
[TPS_MANI_01241]	Semantics of meta-class ComFindServiceGrant
[TPS_MANI_01242]	PortInterfaces used for communication with the AUTOSAR Diagnostic Manager
[TPS_MANI_01243]	Semantics of DiagnosticDataIdentifierInterface
[TPS_MANI_01244]	Semantics of DiagnosticDataElementInterface
[TPS_MANI_01245]	Semantics of DiagnosticDataIdentifierGenericInterface
[TPS_MANI_01246]	Semantics of DiagnosticMonitorInterface
[TPS_MANI_01247]	Semantics of DiagnosticDTCInformationInterface
[TPS_MANI_01248]	Semantics of DiagnosticEventInterface
[TPS_MANI_01249]	Semantics of DiagnosticConditionInterface
[TPS_MANI_01250]	Semantics of DiagnosticIndicatorInterface
[TPS_MANI_01251]	Semantics of DiagnosticSecurityLevelInterface
[TPS_MANI_01252]	Semantics of DiagnosticServiceValidationInterface
[TPS_MANI_01253]	Semantics of DiagnosticOperationCycleInterface
[TPS_MANI_01254]	Semantics of DiagnosticGenericUdsInterface
[TPS_MANI_01255]	Semantics of DiagnosticGenericUdsInterface
[TPS_MANI_01256]	AdaptiveApplicationSwComponentType offers a PPortPrototype typed by DiagnosticIndicatorInterface
[TPS_MANI_01257]	AdaptiveApplicationSwComponentType offers a PPortPrototype typed by DiagnosticConditionInterface
[TPS_MANI_01258]	AdaptiveApplicationSwComponentType offers a PPortPrototype typed by DiagnosticGenericUdsInterface
[TPS_MANI_01259]	Mapping of DiagnosticClearCondition to PortPrototype(s) on the <i>AUTOSAR adaptive platform</i>
[TPS_MANI_01260]	Mapping of DiagnosticIndicator to PortPrototype(s) on the <i>AUTOSAR adaptive platform</i>





Number	Heading
[TPS_MANI_01261]	Mapping of DiagnosticMemoryDestination to PortPrototype(s) on the <i>AUTOSAR adaptive platform</i>
[TPS_MANI_01262]	Mapping of DiagnosticSecurityLevel to PortPrototype(s) on the <i>AUTOSAR adaptive platform</i>
[TPS_MANI_01263]	Mapping of DiagnosticDataIdentifier to PortPrototype(s) on the <i>AUTOSAR adaptive platform</i>
[TPS_MANI_01264]	Mapping of DiagnosticServiceInstance to PortPrototype(s) on the <i>AUTOSAR adaptive platform</i>
[TPS_MANI_01265]	Semantics of DiagnosticDownloadInterface and DiagnosticDownloadInterface
[TPS_MANI_01266]	Mapping of DiagnosticServiceInstance for upload/download to PortPrototype(s) on the <i>AUTOSAR adaptive platform</i>
[TPS_MANI_03223]	Existence of CppImplementationDataType
[TPS_MANI_03224]	Modeling of a Partial Network Cluster
[TPS_MANI_03225]	References to vlans in PncMapping
[TPS_MANI_03226]	Collection of partialNetworks and vlans in NmNetworkHandle

Table D.21: Added Traceables in 19-03

D.5.2 Changed Traceables in 19-03

Number	Heading
[TPS_MANI_01012]	Formal modeling of application startup behavior
[TPS_MANI_01013]	Semantics of meta-class StateDependentStartupConfig
[TPS_MANI_01017]	Relation of startup configuration to resource group
[TPS_MANI_01041]	Startup configuration supports the definition of a launch sequence dependency
[TPS_MANI_01046]	Semantics of StateDependentStartupConfig.functionGroupState
[TPS_MANI_01049]	Mapping of DiagnosticOperationCycle to PortPrototype(s) on the <i>AUTOSAR adaptive platform</i>
[TPS_MANI_01050]	Mapping of DiagnosticEnableCondition to PortPrototype(s) on the <i>AUTOSAR adaptive platform</i>
[TPS_MANI_01051]	Mapping of DiagnosticStorageCondition to PortPrototype(s) on the <i>AUTOSAR adaptive platform</i>
[TPS_MANI_01136]	AutosarDataPrototype is the target of the DataPrototypeInServiceInterfaceRef
[TPS_MANI_01137]	Applicable use cases for DataPrototypeInServiceInterfaceRef
[TPS_MANI_01164]	Semantics of SoftwareCluster.dependsOn
[TPS_MANI_01177]	Semantics of CppImplementationDataType.typeEmitter
[TPS_MANI_01207]	Standardized values of attribute PersistencyRedundancyCrc.algorithmFamily





Number	Heading
[TPS_MANI_03070]	Size of a length field for a chosen array or map
[TPS_MANI_03071]	Size of a length field for a chosen structure
[TPS_MANI_03072]	Size of a length field for a chosen union
[TPS_MANI_03073]	Alignment of a dynamic DataPrototype
[TPS_MANI_03074]	Size of a type selector field for a chosen union
[TPS_MANI_03075]	Byte Order of chosen DataPrototype in the serialized data stream
[TPS_MANI_03116]	Size of a length field for a chosen string
[TPS_MANI_03127]	Usage of <code>End2EndEventProtectionProps</code>
[TPS_MANI_03128]	Usage of same <code>dataId</code> in case of Multi-Binding
[TPS_MANI_03152]	Assignment of a <code>StateDependentStartupConfig</code> to a function group state
[TPS_MANI_03187]	Definition of enumeration types
[TPS_MANI_03190]	<code>CplusplusImplementationDataType</code> of category VARIANT
[TPS_MANI_03202]	Definition of bitfield types
[TPS_MANI_03217]	On-the-wire encoding for a chosen string

Table D.22: Changed Traceables in 19-03

D.5.3 Deleted Traceables in 19-03

Number	Heading
[TPS_MANI_01038]	Diagnostic software mapping on the <i>AUTOSAR adaptive platform</i>
[TPS_MANI_01170]	Semantics of <code>CplusplusTemplateArgument.isVariadicTemplate</code>
[TPS_MANI_01181]	Use cases for the application of <code>DiagnosticServiceSwMapping</code>
[TPS_MANI_01193]	Combination of <code>ModeDependentStartupConfig.machineMode</code> and <code>ModeDependentStartupConfig.functionGroupMode</code>
[TPS_MANI_03066]	Description of machine states
[TPS_MANI_03153]	Semantics of <code>ModeDependentStartupConfig.functionGroupMode</code>

Table D.23: Deleted Traceables in 19-03

D.5.4 Added Constraints in 19-03

Number	Heading
[constr_1687]	Definition of machine state
[constr_1688]	<code>StateDependentStartupConfig</code> shall only refer to function group states of the same function group
[constr_1689]	Modeling of a startup dependency between different <code>Processes</code>



△

Number	Heading
[constr_1690]	<code>SoftwareCluster</code> shall only be referenced by a single <code>SoftwarePackage</code> .
[constr_1691]	<code>UcmModuleInstantiation.identifier</code> shall be unique
[constr_1692]	Value of <code>schedulingPriority</code>
[constr_1693]	Relation of <code>Executable</code> , <code>ProcessDesign</code> , and <code>Process</code>
[constr_1695]	Semantics of a <code>Grant</code> depends on the existence of <code>IamModuleInstantiation</code>
[constr_1696]	<code>ClientServerOperation</code> aggregated by <code>DiagnosticRoutineInterface</code>
[constr_1697]	Restriction for <code>ClientServerOperation</code> aggregated by a <code>DiagnosticDataIdentifierInterface</code> or <code>DiagnosticDataElementInterface</code>
[constr_1698]	Target <code>SwcServiceDependency</code> of <code>DiagnosticClearConditionPortMapping.swcServiceDependencyInExecutable</code>
[constr_1699]	Target <code>SwcServiceDependency</code> of <code>DiagnosticIndicatorPortMapping.swcServiceDependencyInExecutable</code>
[constr_1700]	Target <code>SwcServiceDependency</code> of <code>DiagnosticMemoryDestinationPortMapping.swcServiceDependencyInExecutable</code>
[constr_1701]	Target <code>SwcServiceDependency</code> of <code>DiagnosticSecurityLevelPortMapping.swcServiceDependencyInExecutable</code>
[constr_1702]	Target <code>SwcServiceDependency</code> of <code>DiagnosticServiceDataIdentifierPortMapping.swcServiceDependencyInExecutable</code>
[constr_1703]	Target <code>SwcServiceDependency</code> of <code>DiagnosticGenericUdsPortMapping.swcServiceDependencyInExecutable</code>
[constr_1704]	Target <code>SwcServiceDependency</code> of <code>DiagnosticUploadDownloadPortMapping.swcServiceDependencyInExecutable</code>
[constr_5033]	Compatibility of data types with <code>category VALUE</code>
[constr_5034]	Compatibility of data types with <code>category BOOLEAN</code>
[constr_5035]	Compatibility of data types with <code>category STRING</code>
[constr_5036]	Compatibility of data types with <code>category ARRAY</code>
[constr_5037]	Compatibility of data types with <code>category ARRAY</code> with <code>variableSize</code>
[constr_5038]	Compatibility of data types with <code>category ARRAY</code> with <code>fixedSize</code>
[constr_5039]	Compatibility of data types with <code>category STRUCTURE</code>
[constr_5040]	Compatibility of <code>ApplicationRecordDataType</code> and <code>CppImplementationDataType</code> that both represent an <code>Optional Element Structure</code>
[constr_5041]	Compatibility of data types with <code>category ASSOCIATIVE_MAP</code>
[constr_5042]	No data type mapping for <code>CppImplementationDataType</code> of <code>category VARIANT</code>
[constr_5043]	Forbidden mappings to <code>CppImplementationDataType</code>
[constr_5044]	<code>DataTypeMap</code> for composite data types
[constr_5045]	Only one <code>SomeipServiceDiscovery</code> configuration per VLAN is allowed
[constr_5046]	Usage of <code>DoIpNetworkConfiguration.eidUseMac</code>
[constr_5047]	Supported values of <code>ServiceInstanceToMachineMapping.category</code>
[constr_5048]	Existence of <code>TlsCryptoCipherSuite.certificate</code> in the <code>server</code> role

Table D.24: Added Constraints in 19-03

D.5.5 Changed Constraints in 19-03

Number	Heading
[constr_1481]	Usage of <code>DataPrototypeInServiceInterfaceRef</code> in the <i>AUTOSAR adaptive platform</i>
[constr_1500]	Target <code>SwcServiceDependency</code> of <code>DiagnosticEventPortMapping.swcServiceDependencyInExecutable</code>
[constr_1501]	Target <code>SwcServiceDependency</code> of <code>DiagnosticOperationCyclePortMapping.swcServiceDependencyInExecutable</code>
[constr_1502]	Target <code>SwcServiceDependency</code> of <code>DiagnosticEnableConditionPortMapping.swcServiceDependencyInExecutable</code>
[constr_1503]	Target <code>SwcServiceDependency</code> of <code>DiagnosticStorageConditionPortMapping.swcServiceDependencyInExecutable</code>
[constr_1551]	Existence of <code>DataPrototypeInServiceInterfaceRef.dataPrototype</code> vs. <code>DataPrototypeInServiceInterfaceRef.elementInImplDatatype</code>
[constr_1567]	Existence of <code>SoftwareCluster.subSoftwareCluster</code> and <code>SoftwareCluster.dependsOn/conflictsTo</code>
[constr_1595]	Consistent assignment of TLV data ids to <code>CppImplementationDataType</code> or <code>CppImplementationDataTypeElement</code>
[constr_1606]	Processes with mutual <code>ExecutionDependencies</code>
[constr_1615]	Existence of attribute <code>SomeipDataPrototypeTransformationProps.someipTransformationProps.sessionHandling</code>
[constr_1618]	Ability to shut down
[constr_1619]	Ability to restart
[constr_3396]	Number of <code>Process.stateDependentStartupConfig</code> that refer to the same <code>functionGroupState</code>
[constr_3413]	<code>StateDependentStartupConfig</code> of a <code>Process</code> is mapped to exactly one <code>ResourceGroup</code>
[constr_3421]	Fibex elements applicable for a <code>System</code> of category <code>MACHINE_DESIGN_EXTRACT</code>
[constr_3423]	<code>StateDependentStartupConfig</code> of a <code>Process</code> shall reference a <code>functionGroupState</code>
[constr_3424]	<code>StateDependentStartupConfig</code> shall never reference the <code>functionGroupState Off</code>
[constr_3447]	<code>ApSomeipTransformationProps.sizeOfArrayLengthField</code> that equals 0

Table D.25: Changed Constraints in 19-03

D.5.6 Deleted Constraints in 19-03

Number	Heading
[constr_1499]	Target <code>SwcServiceDependency</code> of <code>DiagnosticServiceSwMapping.mappedSwcServiceDependencyInExecutable</code>
[constr_1504]	Number of <code>Process.modeDependentStartupConfig</code> that refer to the same <code>machineMode</code>





Number	Heading
[constr_1573]	<code>CppTemplateArgument.isVariadicTemplate</code> is set to True
[constr_1574]	Number of <code>CppTemplateArguments</code> with <code>isVariadicTemplate</code> set to True
[constr_1575]	Position of <code>CppTemplateArgument</code> with <code>isVariadicTemplate</code> set to True
[constr_1585]	Standardized values of attribute <code>DiagnosticServiceSwMapping.category</code>
[constr_1586]	<code>DiagnosticServiceSwMapping.category</code> set to <code>DATA_ELEMENT</code>
[constr_1620]	Value of <code>schedulingPriority</code> if <code>schedulingPolicy</code> is set to <code>schedulingPolicyFifo</code> or <code>schedulingPolicyRoundRobin</code>
[constr_1621]	Value of <code>schedulingPriority</code> if <code>StartupConfig.schedulingPolicy</code> is set to <code>schedulingPolicyOther</code>
[constr_1663]	Standardized values of attribute <code>DiagnosticServiceDataIdentifierMapping.category</code>
[constr_3380]	<code>End2EndEventProtectionProps</code> shall not reference an event and a notifier at the same time
[constr_3397]	<code>ModeDependentStartupConfig</code> that refers to a <code>functionGroupMode</code> and to a <code>machineMode</code>
[constr_3398]	<code>ModeDependentStartupConfig</code> that refers to function group modes of different function groups
[constr_3494]	Mandatory Machine States
[constr_3531]	Mandatory definition of <code>healthChannelId</code>
[constr_3536]	Mandatory definition of <code>supervisedEntityId</code>
[constr_5001]	Usage of <code>DoIpNetworkConfiguration.eidUseMac</code>
[constr_5002]	Supported values of <code>ServiceInstanceToMachineMapping.category</code>
[constr_5003]	Existence of <code>TlsCryptoCipherSuite.certificate</code> in the <i>server</i> role

Table D.26: Deleted Constraints in 19-03

E Splitable Elements in the Scope of this Document

This chapter contains a table of all model elements stereotyped «atpSplitable» in the scope of this document.

Each entry in the table consists of the identification of the specific model element itself and the applicable value of the tagged value `atp.Splitkey`.

For more information about the concept of splitable model elements and how these shall be treated please refer to [6].

Name of splitable element	Splitkey
<code>AdaptiveApplicationSwComponentType.internalBehavior</code>	<code>internalBehavior, variationPoint.shortLabel</code>
<code>DiagnosticClearConditionGroup.clearCondition</code>	<code>clearCondition</code>
<code>DiagnosticClearConditionPortMapping.process</code>	<code>process</code>
<code>DiagnosticGenericUdsPortMapping.process</code>	<code>process</code>
<code>DiagnosticIndicatorPortMapping.process</code>	<code>process</code>
<code>DiagnosticMemoryDestinationPortMapping.process</code>	<code>process</code>
<code>DiagnosticSecurityLevelPortMapping.process</code>	<code>process</code>
<code>DiagnosticServiceDataIdentifierPortMapping.process</code>	<code>process</code>
<code>DiagnosticUploadDownloadPortMapping.process</code>	<code>process</code>
<code>IamModuleInstantiation.grant</code>	<code>grant</code>
<code>InterfaceMappingSet.interfaceMapping</code>	<code>shortName, variationPoint.shortLabel</code>
<code>Machine.environmentVariable</code>	<code>environmentVariable</code>
<code>Machine.functionGroup</code>	<code>shortName, variationPoint.shortLabel</code>
<code>Machine.moduleInstantiation</code>	<code>shortName</code>
<code>Machine.perStateTimeout</code>	<code>perStateTimeout</code>
<code>Machine.secureCommunicationDeployment</code>	<code>shortName, variationPoint.shortLabel</code>
<code>PlatformHealthManagementContribution.action</code>	<code>shortName</code>
<code>PlatformHealthManagementContribution.arbitration</code>	<code>shortName</code>
<code>PlatformHealthManagementContribution.checkpoint</code>	<code>shortName</code>
<code>PlatformHealthManagementContribution.globalSupervision</code>	<code>shortName</code>
<code>PlatformHealthManagementContribution.healthChannel</code>	<code>shortName</code>
<code>PlatformHealthManagementContribution.localSupervision</code>	<code>shortName</code>
<code>SoftwareCluster.conflictsTo</code>	<code>conflictsTo</code>
<code>SoftwareCluster.containedARElement</code>	<code>shortName</code>
<code>SoftwareCluster.containedPackageElement</code>	<code>containedPackageElement</code>
<code>SoftwareCluster.dependsOn</code>	<code>dependsOn</code>
<code>SoftwareCluster.diagnosticAddress</code>	<code>diagnosticAddress</code>
<code>SoftwareCluster.moduleInstantiation</code>	<code>moduleInstantiation</code>
<code>SoftwareCluster.subSoftwareCluster</code>	<code>subSoftwareCluster</code>
<code>SoftwareClusterDesign.containedProcess</code>	<code>containedProcess</code>
<code>SoftwareClusterDesign.dependsOn</code>	<code>dependsOn</code>
<code>SoftwareClusterDesign.diagnosticAddress</code>	<code>diagnosticAddress</code>
<code>SoftwareClusterDesign.diagnosticContribution</code>	<code>diagnosticContribution</code>
<code>SoftwareClusterDesign.requiredARElement</code>	<code>requiredARElement</code>
<code>SoftwareClusterDesign.requiredFibexElement</code>	<code>requiredFibexElement</code>
<code>SoftwareClusterDesign.requiredPackageElement</code>	<code>requiredPackageElement</code>
<code>SoftwareClusterDesign.subSoftwareCluster</code>	<code>subSoftwareCluster</code>
<code>TlvDataIdDefinition.tlvSubElement</code>	<code>tlvSubElement</code>

<code>TransformationPropsToServiceInterfaceElementMapping.tlvDataId</code>	<code>tlvDataId</code>
--	------------------------

Table E.1: Usage of splittable elements

F Variation Points in the Scope of this Document

This chapter contains a table of all model elements stereotyped `<<atpVariation>>` in the scope of this document.

Each entry in the table consists of the identification of the model element itself and the applicable value of the tagged value `vh.latestBindingTime`.

For more information about the concept of variation points and how model elements that contain variation points shall be treated please refer to [6].

Variation Point	Latest Binding Time
AdaptiveApplicationSwComponentType.internalBehavior	preCompileTime
CppImplementationDataType.arraySize	preCompileTime
InterfaceMappingSet.interfaceMapping	systemDesignTime
Machine.functionGroup	preCompileTime
ServiceInterface.event	blueprintDerivationTime
ServiceInterface.field	blueprintDerivationTime
ServiceInterface.method	blueprintDerivationTime

Table F.1: Usage of variation points

G Used classes in Manifest files

G.1 Used classes in Machine Manifest

Used Class	Base
AdaptiveModuleInstantiation	other
CommunicationConnector	other
DoIpInstantiation	other
DoIpNetworkConfiguration	other
DoIpRequestConfiguration	other
EnterExitTimeout	other
EthernetCluster	PackageableElement
EthernetCommunicationConnector	other
EthernetNetworkConfiguration	other
EthernetPhysicalChannel	other
GenericModuleInstantiation	other
LogAndTraceInstantiation	other
Machine	PackageableElement
MachineDesign	PackageableElement
MacMulticastGroup	other
ModeDeclaration	other
ModeDeclarationGroup	PackageableElement
ModeDeclarationGroupPrototype	other
NetworkConfiguration	other
NetworkEndpoint	other
NetworkEndpointAddress	other
NmCluster	other
NmConfig	PackageableElement
NmInstantiation	other
NmNode	other
NonOsModuleInstantiation	other
OsModuleInstantiation	other
PerStateTimeout	other
Processor	other
ProcessorCore	other
PskIdentityToKeySlotMapping	other
PureLocalTimeBase	other
ResourceGroup	other
SecOcDeployment	other
SecOcJobMapping	other
SecureCommunicationDeployment	other
ServiceDiscoveryConfiguration	other
SomeipServiceDiscovery	other
SynchronizedMasterTimeBase	other
SynchronizedSlaveTimeBase	other
TimeBaseResource	other
TimeSyncModuleInstantiation	other
TlsDeployment	other
TlsJobMapping	other
UdpNmCluster	other
UdpNmNode	other

Table G.1: Used classes in MachineManifest

G.2 Used classes in Execution Manifest

Used Class	Base
AliveSupervision	other
CheckpointTransition	other
DeadlineSupervision	other
ExecutionDependency	other
GlobalSupervision	other
HealthChannel	other
HealthChannelExternalStatus	other
HealthChannelSupervision	other
HttpAcceptEncoding	other
LocalSupervision	other
LogicalSupervision	other
ModeDeclaration	other
ModeDeclarationGroup	PackageableElement
ModeDeclarationGroupPrototype	other
PersistencyFile	PackageableElement
PersistencyFileArray	PackageableElement
PersistencyKeyValueDatabase	PackageableElement
PersistencyKeyValuePair	other
PersistencyPortPrototypeToFileArrayMapping	PackageableElement
PersistencyPortPrototypeToKeyValueDatabaseMapping	PackageableElement
PhmAction	other
PhmActionItem	other
PhmActionList	other
PhmArbitration	other
PhmContributionToMachineMapping	PackageableElement
PhmLogicalExpression	other
PhmRule	other
PlatformHealthManagementContribution	PackageableElement
PlatformPhmActionItem	other
Process	PackageableElement
ProcessPhmActionItem	other
ProcessToMachineMapping	other
ProcessToMachineMappingSet	PackageableElement
RestHttpPortPrototypeMapping	PackageableElement
ServiceInstanceToPortPrototypeMapping	PackageableElement
StartupConfig	other
StartupConfigSet	PackageableElement
StartupOption	other
StateDependentStartupConfig	other
SupervisionCheckpoint	other
WatchdogPhmActionItem	other

Table G.2: Used classes in ExecutionManifest

G.3 Used classes in Service Instance Manifest

Used Class	Base
AdaptivePlatformServiceInstance	PackageableElement
CryptoServiceCertificate	PackageableElement

CryptoServiceKey	PackageableElement
CryptoServicePrimitive	PackageableElement
DdsEventDeployment	other
DdsEventQosProps	other
DdsMethodQosProps	other
DdsProvidedServiceInstance	PackageableElement
DdsRequiredServiceInstance	PackageableElement
DdsServiceInstanceToMachineMapping	PackageableElement
DdsServiceInterfaceDeployment	PackageableElement
E2EProfileConfiguration	other
E2EProfileConfigurationSet	PackageableElement
End2EndEventProtectionProps	other
InitialSdDelayConfig	other
ProvidedApServiceInstance	PackageableElement
ProvidedSomeipServiceInstance	PackageableElement
ProvidedUserDefinedServiceInstance	PackageableElement
RequestResponseDelay	other
RequiredApServiceInstance	PackageableElement
RequiredSomeipServiceInstance	PackageableElement
RequiredUserDefinedServiceInstance	PackageableElement
SecOcJobRequirement	other
SecOcSecureComProps	other
SecureComProps	other
SecureComPropsSet	PackageableElement
ServiceEventDeployment	other
ServiceFieldDeployment	other
ServiceInstanceToMachineMapping	PackageableElement
ServiceInterfaceDeployment	PackageableElement
ServiceInterfaceElementSecureComConfig	other
ServiceMethodDeployment	other
SomeipCollectionProps	other
SomeipEventDeployment	other
SomeipEventGroup	other
SomeipEventProps	other
SomeipFieldDeployment	other
SomeipMethodDeployment	other
SomeipMethodProps	other
SomeipProvidedEventGroup	other
SomeipRequiredEventGroup	other
SomeipSdClientEventGroupTimingConfig	PackageableElement
SomeipSdClientServiceInstanceConfig	PackageableElement
SomeipSdServerEventGroupTimingConfig	PackageableElement
SomeipSdServerServiceInstanceConfig	PackageableElement
SomeipServiceInstanceToMachineMapping	PackageableElement
SomeipServiceInterfaceDeployment	PackageableElement
SomeipServiceInterfaceVersion	other
TagWithOptionalValue	other
TlsCryptoCipherSuite	other
TlsSecureComProps	other
UserDefinedEventDeployment	other
UserDefinedFieldDeployment	other
UserDefinedMethodDeployment	other
UserDefinedServiceInstanceToMachineMapping	PackageableElement

UserDefinedServiceInterfaceDeployment	PackageableElement
---	------------------------------------

Table G.3: Used classes in ServiceInstanceManifest